



## Appendix D

### RF Test Data for 5.2G WIFI (Conducted Measurement)

Product Name: Rugged Handheld Computer

Test Model: EA520

#### Environmental Conditions

Temperature:	21.2° C
Relative Humidity:	52.1%
ATM Pressure:	100.0 kPa
Test Engineer:	Kay Hu
Supervised by:	Li Huan



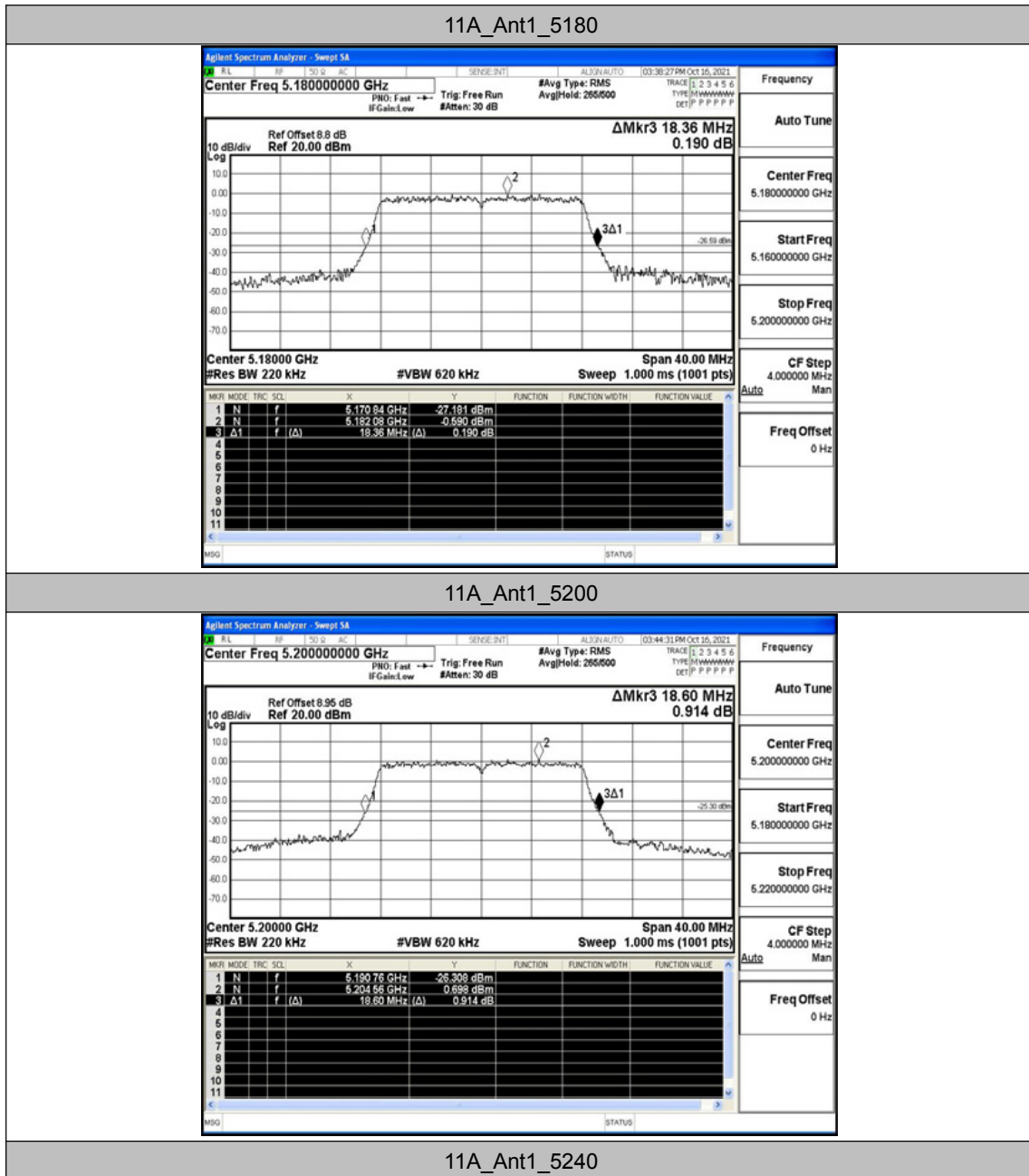
## D.1 26dB Bandwidth

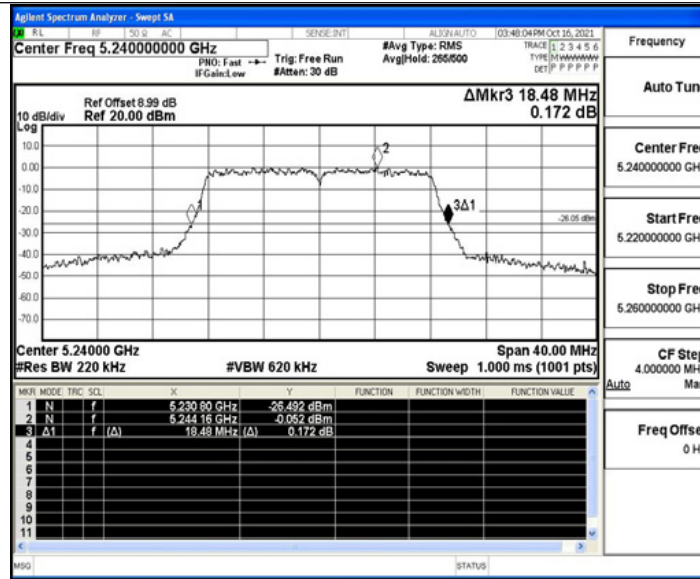
### Test Result

TestMode	Antenna	Channel	26db EBW [MHz]	FL[MHz]	FH[MHz]	Limit[MHz]	Verdict
11A	Ant1	5180	18.360	5170.840	5189.200	---	PASS
		5200	18.600	5190.760	5209.360	---	PASS
		5240	18.480	5230.800	5249.280	---	PASS
11N20SISO	Ant1	5180	19.440	5170.320	5189.760	---	PASS
		5200	19.360	5190.360	5209.720	---	PASS
		5240	19.480	5230.240	5249.720	---	PASS
11N40SISO	Ant1	5190	40.800	5169.600	5210.400	---	PASS
		5230	41.120	5209.360	5250.480	---	PASS
11AC20SISO	Ant1	5180	19.520	5170.200	5189.720	---	PASS
		5200	19.400	5190.240	5209.640	---	PASS
		5240	19.400	5230.280	5249.680	---	PASS
11AC40SISO	Ant1	5190	40.960	5169.600	5210.560	---	PASS
		5230	40.800	5209.680	5250.480	---	PASS
11AC80SISO	Ant1	5210	80.800	5169.840	5250.640	---	PASS

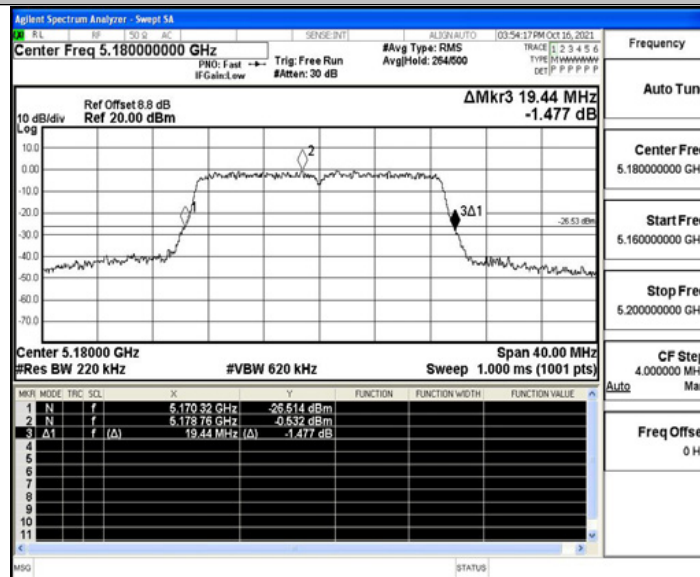


### Test Graphs

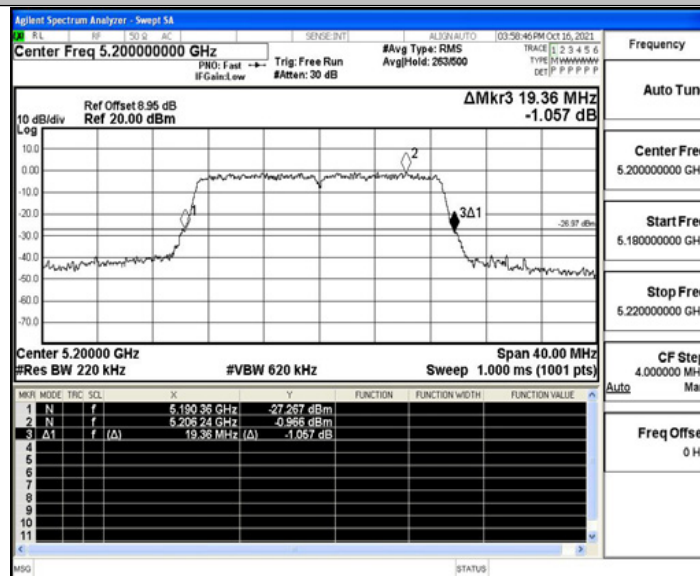




11N20SISO\_Ant1\_5180

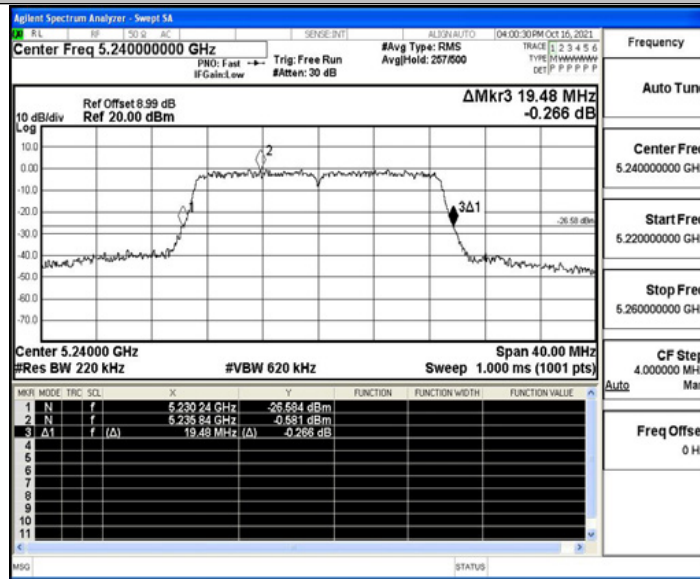


11N20SISO\_Ant1\_5200

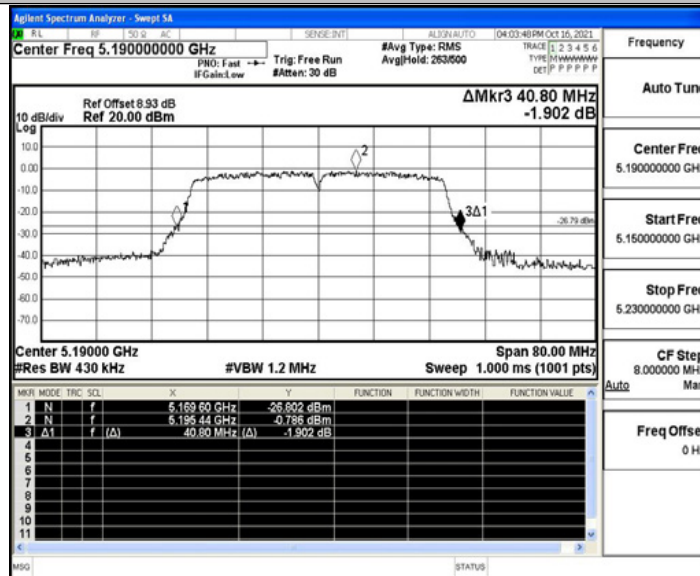




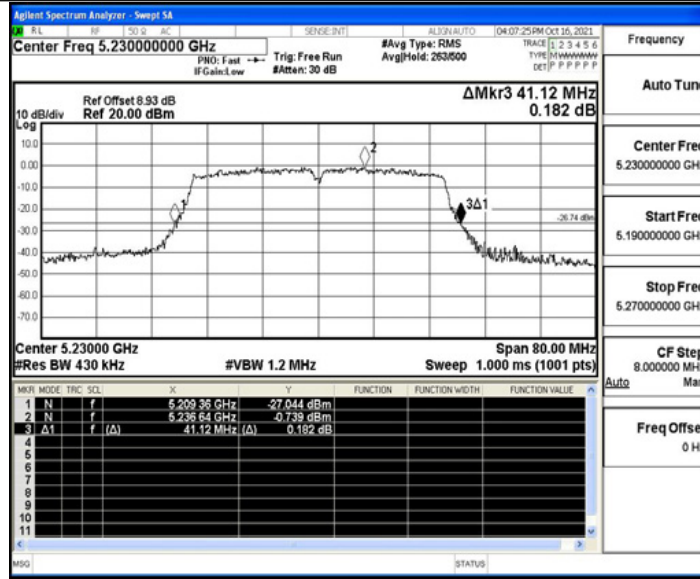
11N20SISO\_Ant1\_5240



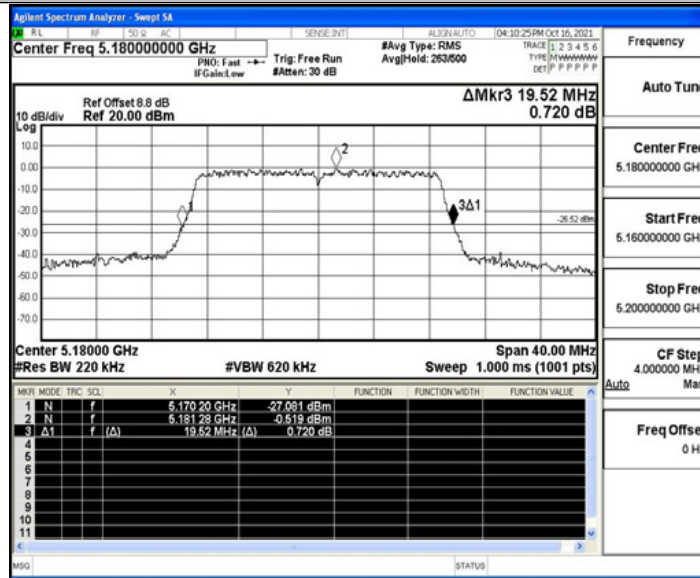
11N40SISO\_Ant1\_5190



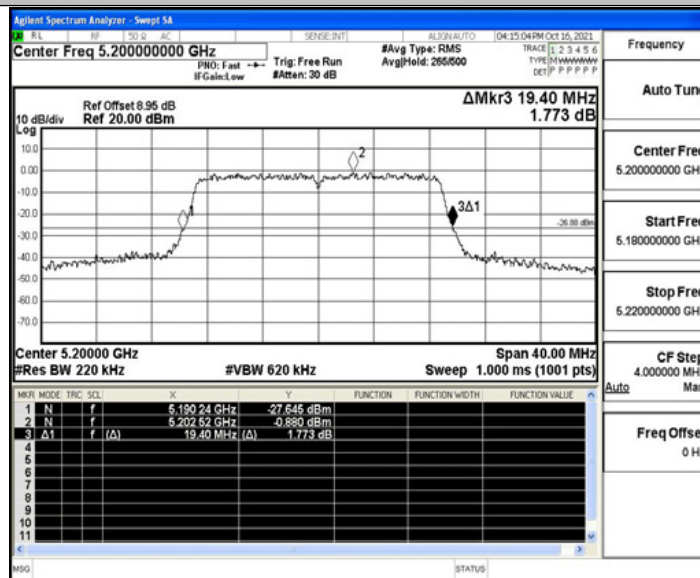
11N40SISO\_Ant1\_5230



11AC20SISO\_Ant1\_5180

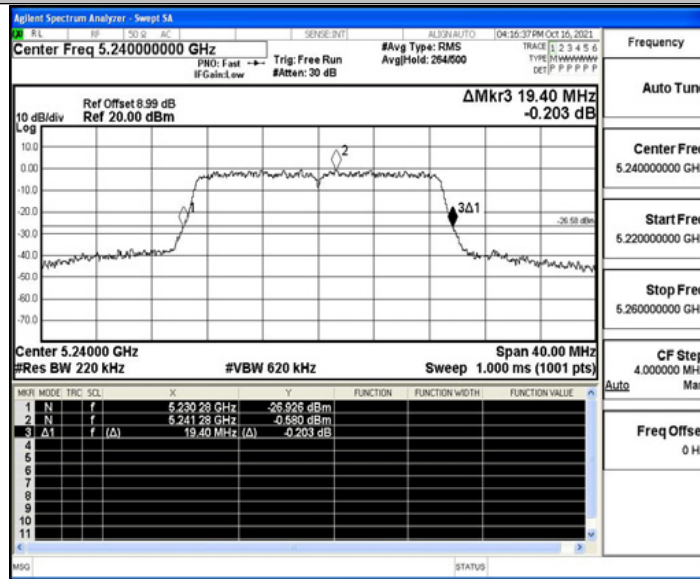


11AC20SISO\_Ant1\_5200

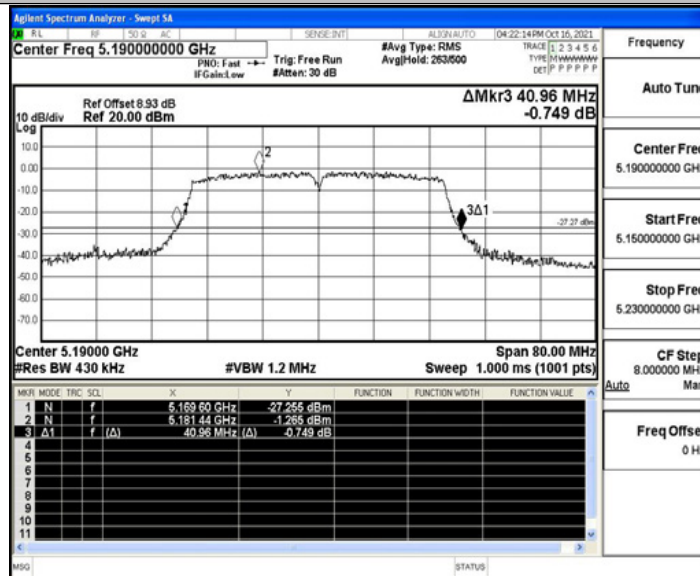




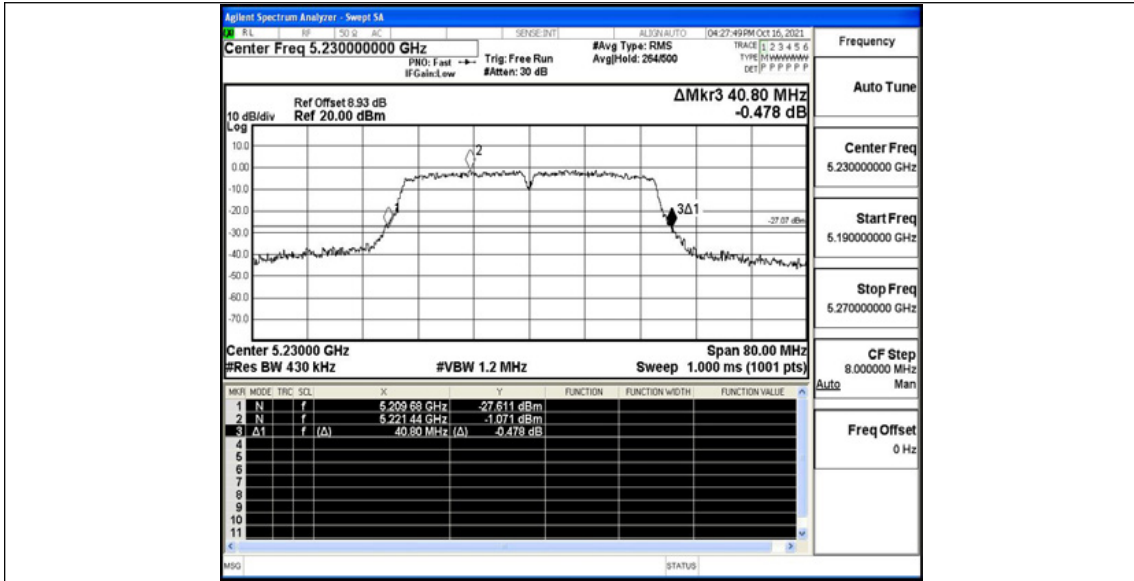
11AC20SISO\_Ant1\_5240



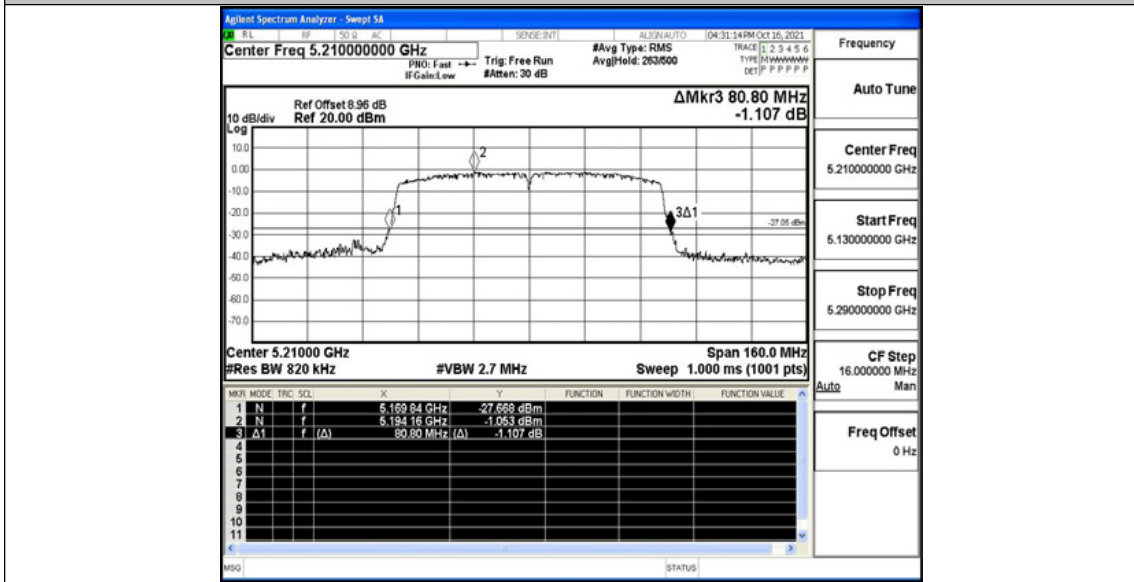
11AC40SISO\_Ant1\_5190



11AC40SISO\_Ant1\_5230



11AC80SISO\_Ant1\_5210







## D.2 Maximum conducted output power

### Test Result

TestMode	Antenna	Channel	Result[dBm]	Limit[dBm]	Verdict
11A	Ant1	5180	9.45	≤23.98	PASS
		5200	10.59	≤23.98	PASS
		5240	9.96	≤23.98	PASS
11N20SISO	Ant1	5180	9.71	≤23.98	PASS
		5200	9.68	≤23.98	PASS
		5240	9.88	≤23.98	PASS
11N40SISO	Ant1	5190	9.60	≤23.98	PASS
		5230	9.98	≤23.98	PASS
11AC20SISO	Ant1	5180	9.60	≤23.98	PASS
		5200	9.39	≤23.98	PASS
		5240	9.70	≤23.98	PASS
11AC40SISO	Ant1	5190	9.51	≤23.98	PASS
		5230	9.90	≤23.98	PASS
11AC80SISO	Ant1	5210	9.68	≤23.98	PASS

Note: The Duty Cycle Factor is compensated in the graph.



### D.3 Maximum power spectral density

#### Test Result

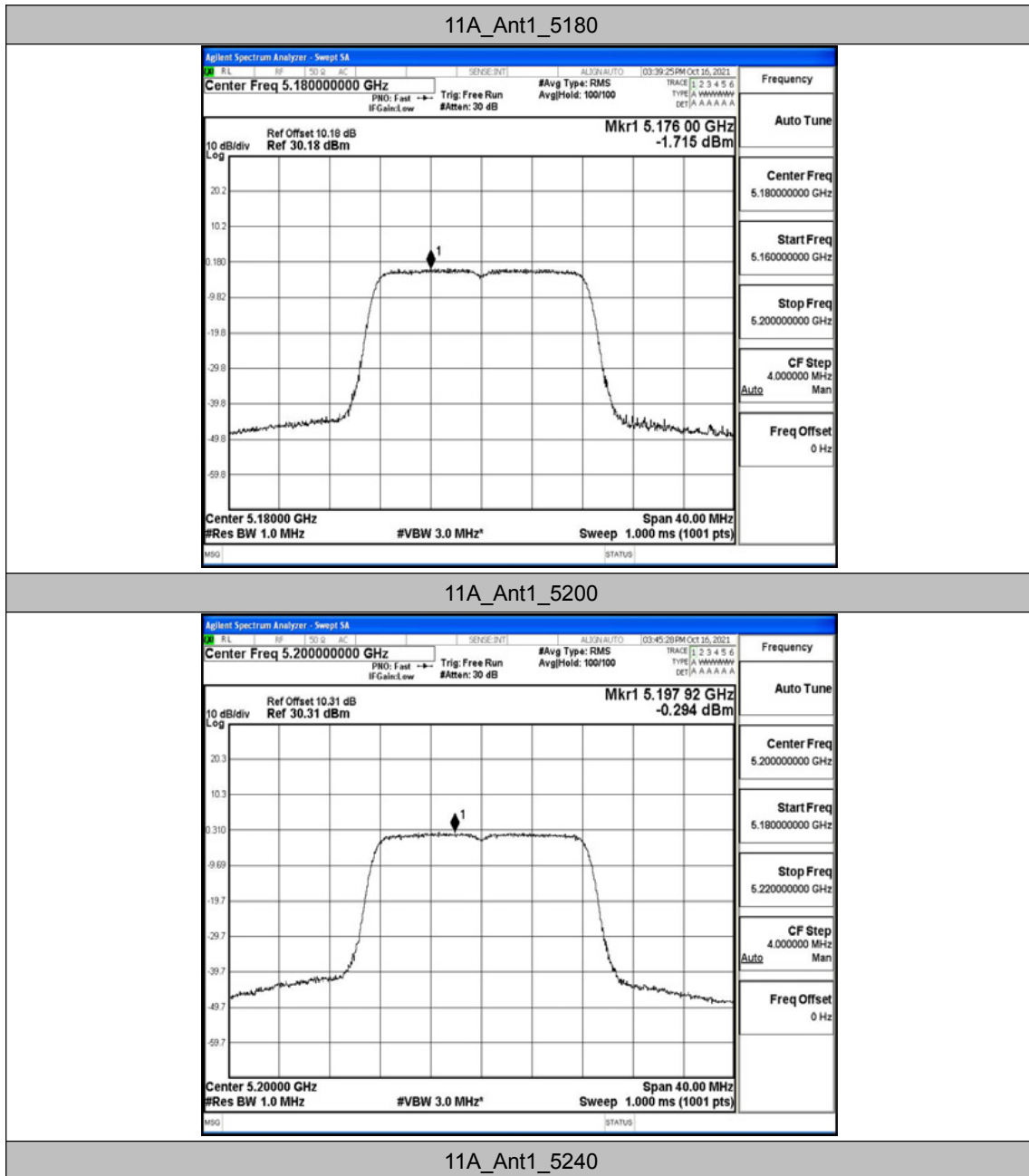
TestMode	Antenna	Channel	Result [dBm/MHz]	Limit[dBm/MHz]	Verdict
11A	Ant1	5180	-1.72	≤11	PASS
		5200	-0.29	≤11	PASS
		5240	-1.14	≤11	PASS
11N20SISO	Ant1	5180	-1.4	≤11	PASS
		5200	-1.52	≤11	PASS
		5240	-1.59	≤11	PASS
11N40SISO	Ant1	5190	-4.43	≤11	PASS
		5230	-3.22	≤11	PASS
11AC20SISO	Ant1	5180	-1.86	≤11	PASS
		5200	-1.94	≤11	PASS
		5240	-1.7	≤11	PASS
11AC40SISO	Ant1	5190	-4.7	≤11	PASS
		5230	-4.26	≤11	PASS
11AC80SISO	Ant1	5210	-7.32	≤11	PASS

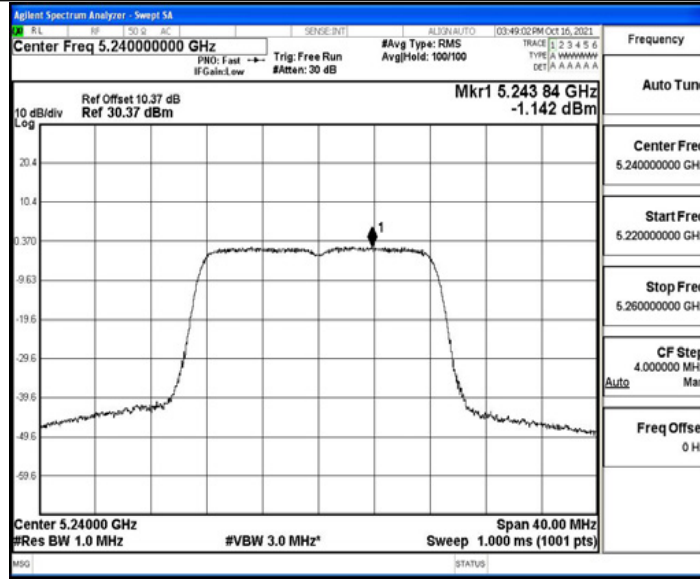
Note: 1.The Result and Limit Unit is dBm/500 kHz in the band 5.725–5.85 GHz.

2.The Duty Cycle Factor and RBW Factor is compensated in the graph.

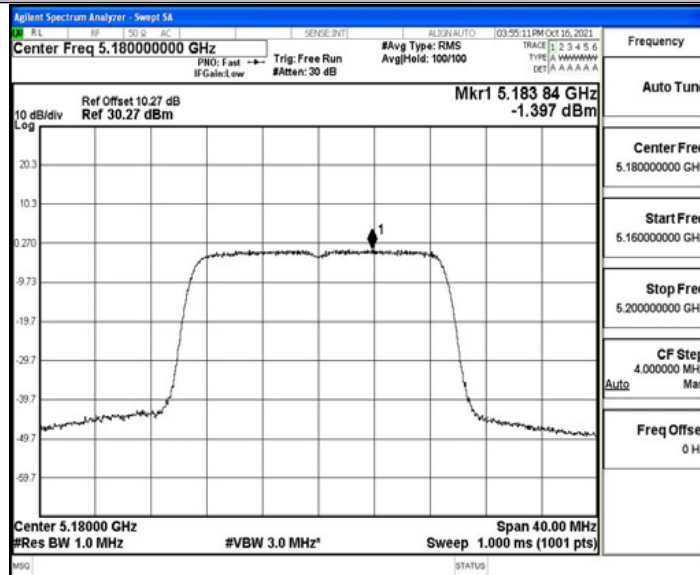


### Test Graphs

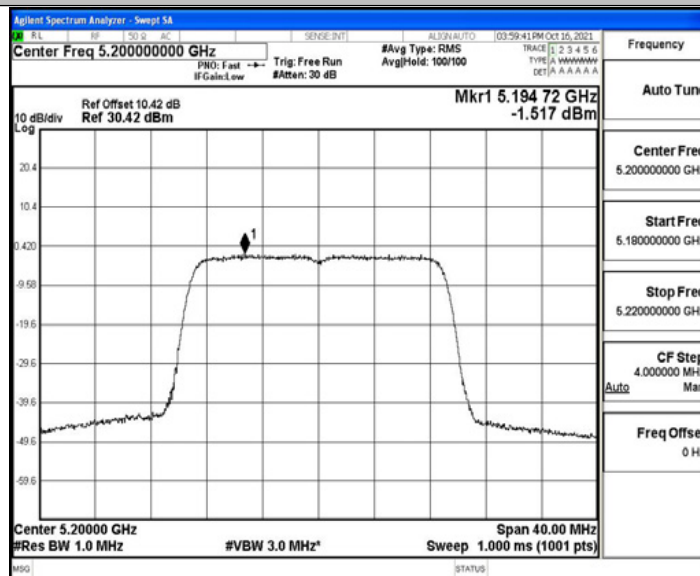




11N20SISO\_Ant1\_5180

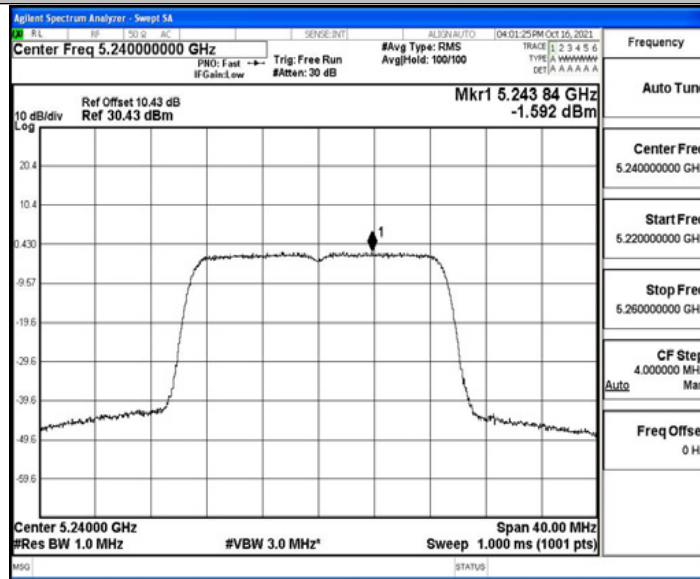


11N20SISO\_Ant1\_5200

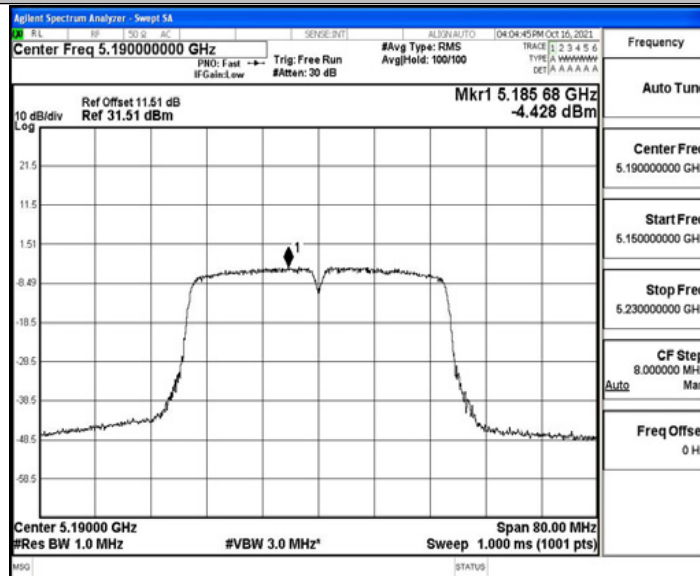




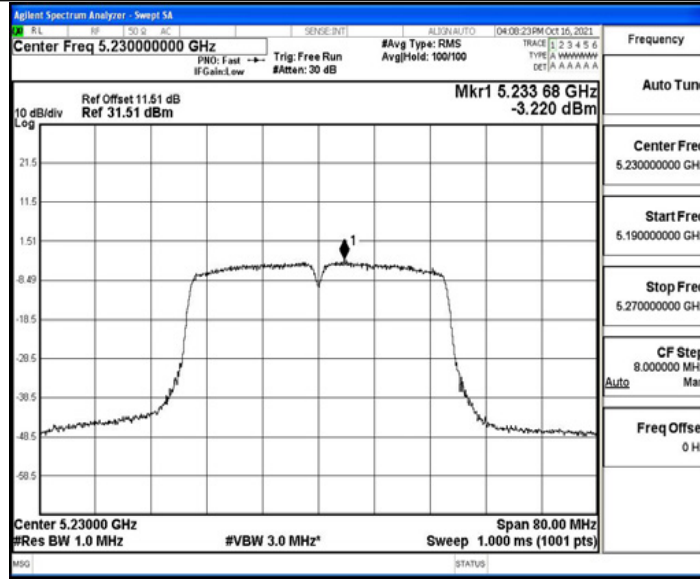
11N20SISO\_Ant1\_5240



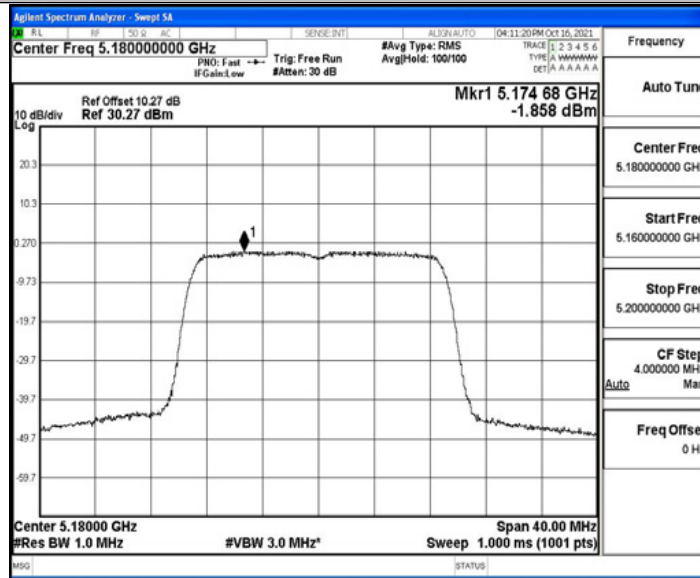
11N40SISO\_Ant1\_5190



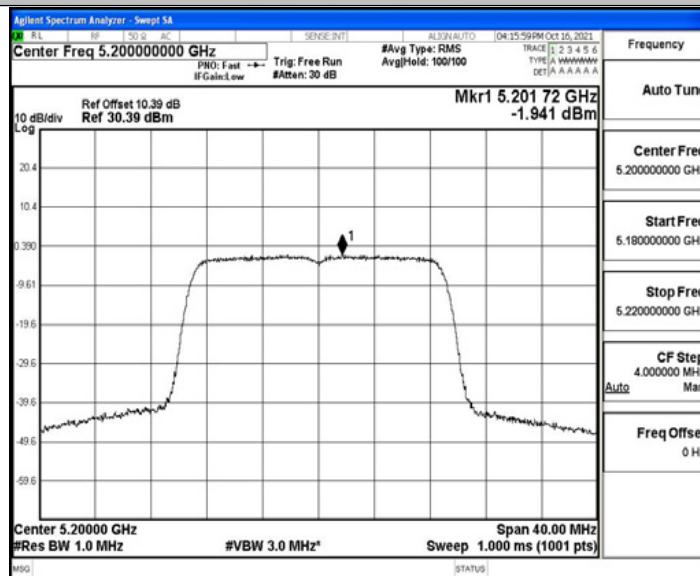
11N40SISO\_Ant1\_5230



11AC20SISO\_Ant1\_5180

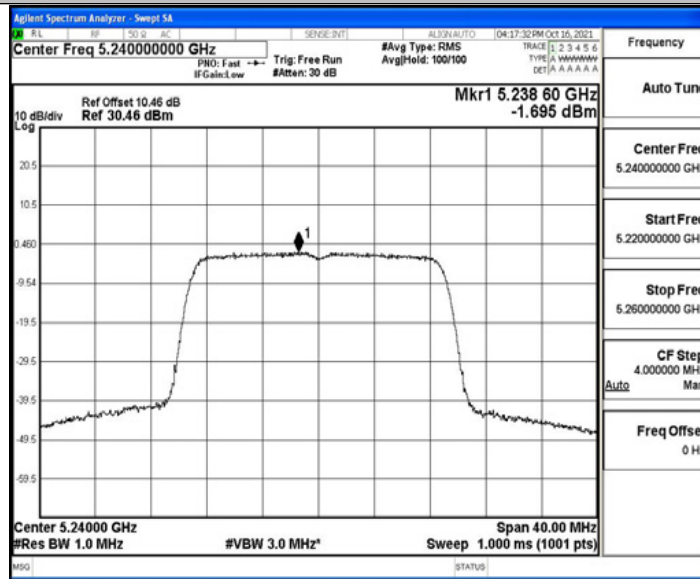


11AC20SISO\_Ant1\_5200

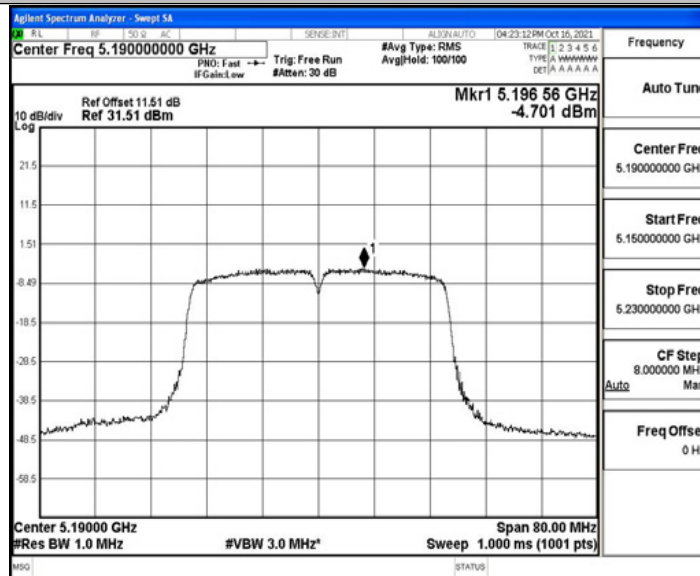




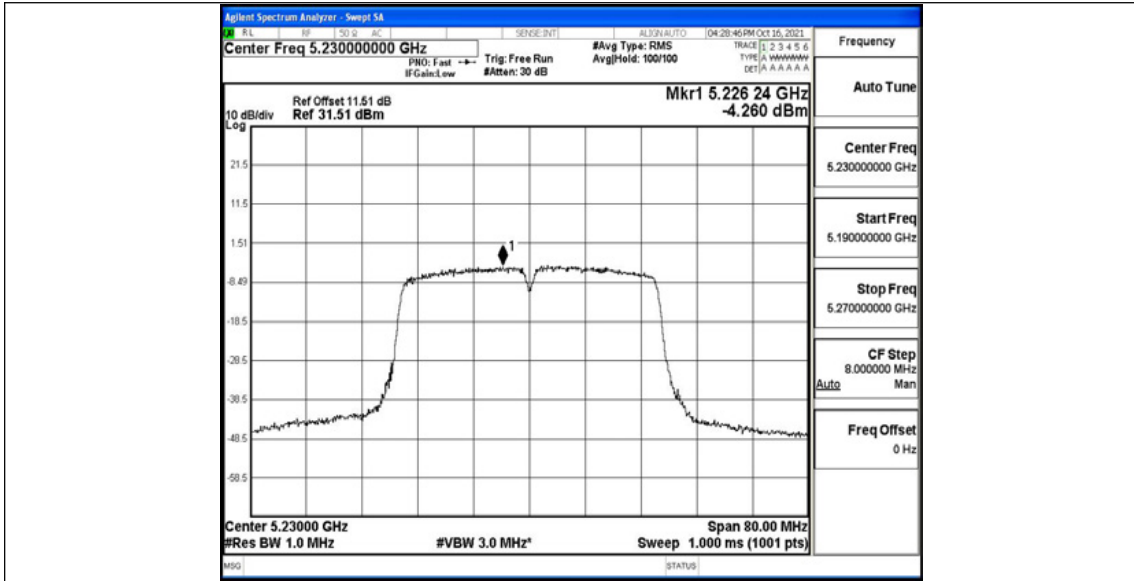
11AC20SISO\_Ant1\_5240



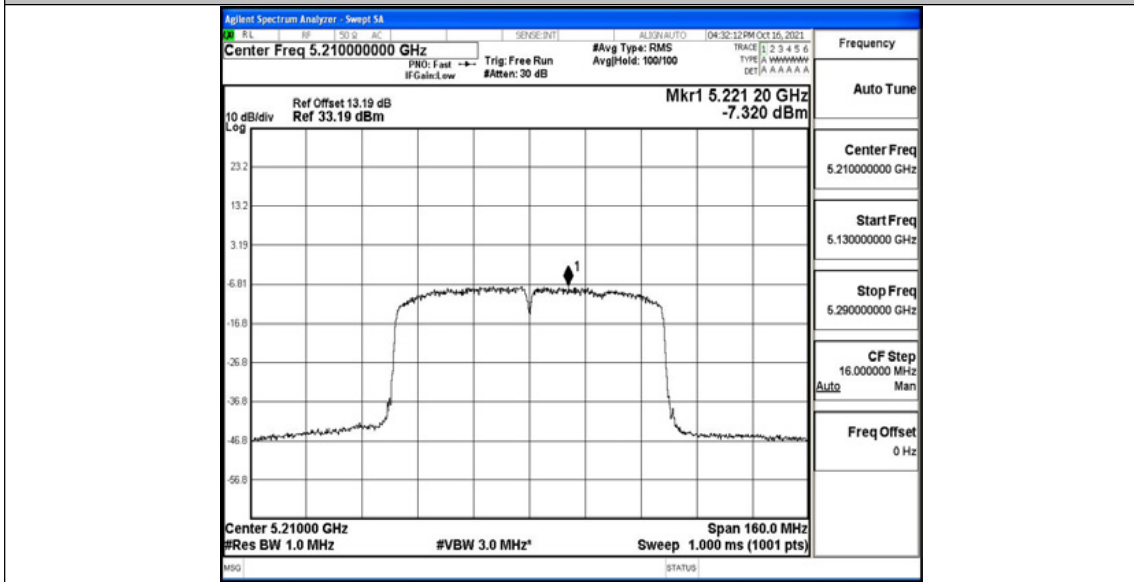
11AC40SISO\_Ant1\_5190



11AC40SISO\_Ant1\_5230



11AC80SISO\_Ant1\_5210







## D.4 Emissions in Restricted Bands

### Test Result

TestMode	Antenna	ChName	Channel	Detector	Freq. [MHz]	Result [dBm]	Limit [dBm]	Result [dBUV/m]	Limit [dBUV/m]	Verdict
11A	Ant1	Low	5180	AV	4500.000	-49.26	≤-41.20	45.94	≤54	PASS
				AV	4859.800	-47.24	≤-41.20	47.96	≤54	PASS
				AV	5150.000	-47.56	≤-41.20	47.64	≤54	PASS
				Peak	4500.000	-41.48	≤-21.20	53.72	≤74	PASS
				Peak	5080.300	-36.68	≤-21.20	58.52	≤74	PASS
				Peak	5150.000	-39.23	≤-21.20	55.97	≤74	PASS
		High	5240	AV	5350.000	-47.61	≤-41.20	47.59	≤54	PASS
				AV	5352.720	-47.4	≤-41.20	47.80	≤54	PASS
				AV	5460.000	-47.96	≤-41.20	47.24	≤54	PASS
				Peak	5350.000	-40.99	≤-21.20	54.21	≤74	PASS
				Peak	5389.440	-38.16	≤-21.20	57.04	≤74	PASS
				Peak	5460.000	-40.51	≤-21.20	54.69	≤74	PASS
11N20SIS O	Ant1	Low	5180	AV	4500.000	-49.49	≤-41.20	45.71	≤54	PASS
				AV	4845.800	-47.35	≤-41.20	47.85	≤54	PASS
				AV	5150.000	-47.55	≤-41.20	47.65	≤54	PASS
				Peak	4500.000	-42.2	≤-21.20	53.00	≤74	PASS
				Peak	4801.700	-37.93	≤-21.20	57.27	≤74	PASS
				Peak	5150.000	-40.71	≤-21.20	54.49	≤74	PASS
		High	5240	AV	5350.000	-47.59	≤-41.20	47.61	≤54	PASS
				AV	5375.280	-47.47	≤-41.20	47.73	≤54	PASS
				AV	5460.000	-47.93	≤-41.20	47.27	≤54	PASS
				Peak	5350.000	-41.99	≤-21.20	53.21	≤74	PASS
				Peak	5381.040	-37.87	≤-21.20	57.33	≤74	PASS
				Peak	5460.000	-39.87	≤-21.20	55.33	≤74	PASS
11N40SIS O	Ant1	Low	5190	AV	4500.000	-49.02	≤-41.20	46.18	≤54	PASS
				AV	5148.900	-45.46	≤-41.20	49.74	≤54	PASS
				AV	5150.000	-45.29	≤-41.20	49.91	≤54	PASS
				Peak	4500.000	-42.1	≤-21.20	53.10	≤74	PASS
				Peak	5072.600	-37.31	≤-21.20	57.89	≤74	PASS
				Peak	5150.000	-39.52	≤-21.20	55.68	≤74	PASS
		High	5230	AV	5350.000	-47.57	≤-41.20	47.63	≤54	PASS
				AV	5384.860	-47.08	≤-41.20	48.12	≤54	PASS
				AV	5460.000	-47.5	≤-41.20	47.70	≤54	PASS
				Peak	5350.000	-41.68	≤-21.20	53.52	≤74	PASS
				Peak	5412.160	-38.24	≤-21.20	56.96	≤74	PASS
				Peak	5460.000	-41.49	≤-21.20	53.71	≤74	PASS




11AC20SI SO	Ant1	Low	5180	AV	4500.000	-49.42	≤-41.20	45.78	≤54	PASS
				AV	4899.000	-47.38	≤-41.20	47.82	≤54	PASS
				AV	5150.000	-47.68	≤-41.20	47.52	≤54	PASS
				Peak	4500.000	-43.32	≤-21.20	51.88	≤74	PASS
				Peak	4971.800	-37.79	≤-21.20	57.41	≤74	PASS
				Peak	5150.000	-39.31	≤-21.20	55.89	≤74	PASS
	High	5240	AV	5350.000	-47.37	≤-41.20	47.83	≤54	PASS	
			AV	5370.720	-47.25	≤-41.20	47.95	≤54	PASS	
			AV	5460.000	-47.76	≤-41.20	47.44	≤54	PASS	
			Peak	5350.000	-41.74	≤-21.20	53.46	≤74	PASS	
			Peak	5420.640	-38.51	≤-21.20	56.69	≤74	PASS	
			Peak	5460.000	-39.65	≤-21.20	55.55	≤74	PASS	
11AC40SI SO	Ant1	Low	5190	AV	4500.000	-49.02	≤-41.20	46.18	≤54	PASS
				AV	5149.600	-44.88	≤-41.20	50.32	≤54	PASS
				AV	5150.000	-44.6	≤-41.20	50.60	≤54	PASS
				Peak	4500.000	-42.31	≤-21.20	52.89	≤74	PASS
				Peak	5141.900	-36.05	≤-21.20	59.15	≤74	PASS
				Peak	5150.000	-37.64	≤-21.20	57.56	≤74	PASS
	High	5230	AV	5350.000	-47.21	≤-41.20	47.99	≤54	PASS	
			AV	5377.320	-46.86	≤-41.20	48.34	≤54	PASS	
			AV	5460.000	-47.13	≤-41.20	48.07	≤54	PASS	
			Peak	5350.000	-41.91	≤-21.20	53.29	≤74	PASS	
			Peak	5431.140	-37.19	≤-21.20	58.01	≤74	PASS	
			Peak	5460.000	-40.36	≤-21.20	54.84	≤74	PASS	
11AC80SI SO	Ant1	Low	5210	AV	4500.000	-48.64	≤-41.20	46.56	≤54	PASS
				AV	5149.500	-42.34	≤-41.20	52.86	≤54	PASS
				AV	5150.000	-42.97	≤-41.20	52.23	≤54	PASS
				Peak	4500.000	-42.16	≤-21.20	53.04	≤74	PASS
				Peak	5146.500	-34.89	≤-21.20	60.31	≤74	PASS
				Peak	5150.000	-36.22	≤-21.20	58.98	≤74	PASS
	High	5210	AV	5350.000	-47.15	≤-41.20	48.05	≤54	PASS	
			AV	5454.400	-46.48	≤-41.20	48.72	≤54	PASS	
			AV	5460.000	-47.26	≤-41.20	47.94	≤54	PASS	
			Peak	5350.000	-39.2	≤-21.20	56.00	≤74	PASS	
			Peak	5423.880	-37.68	≤-21.20	57.52	≤74	PASS	
			Peak	5460.000	-39.28	≤-21.20	55.92	≤74	PASS	

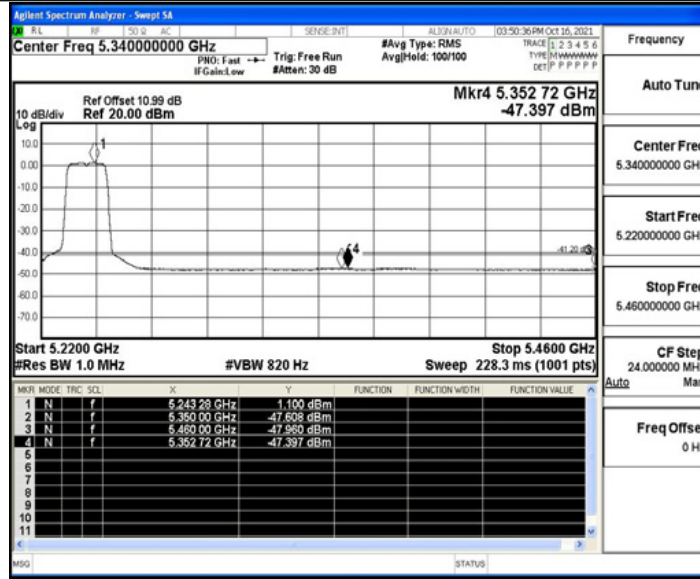
Note:

1. The Antenna Gain is compensated in the graph.
2. For transmitters operating in 5150-5350 GHz band and 5470-5725 GHz band: The limit in dBm for average detector is conversion from 54dBuV/m, according to 15.209(a). The limit in dBm for peak detector is 20dB above the limit of average detector in dBm.

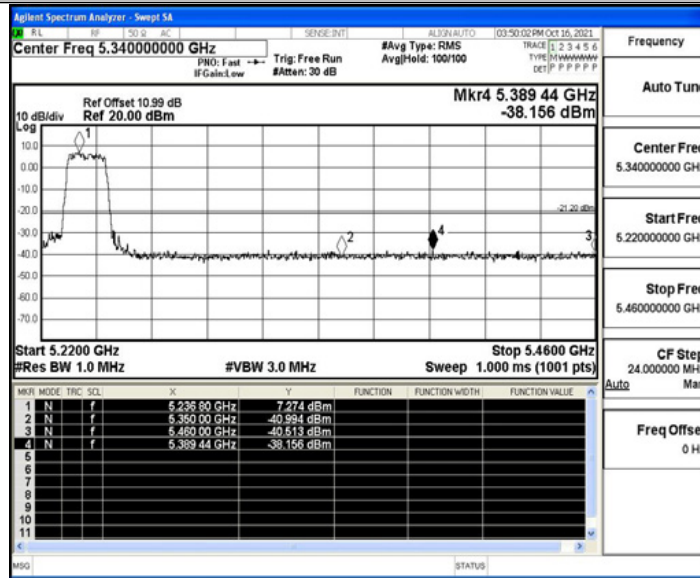


### Test Graphs

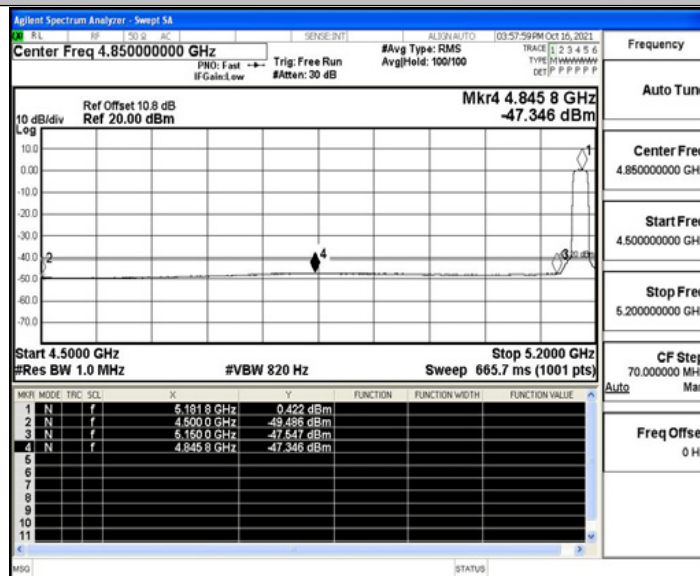




11A\_Ant1\_High\_5240\_Peak

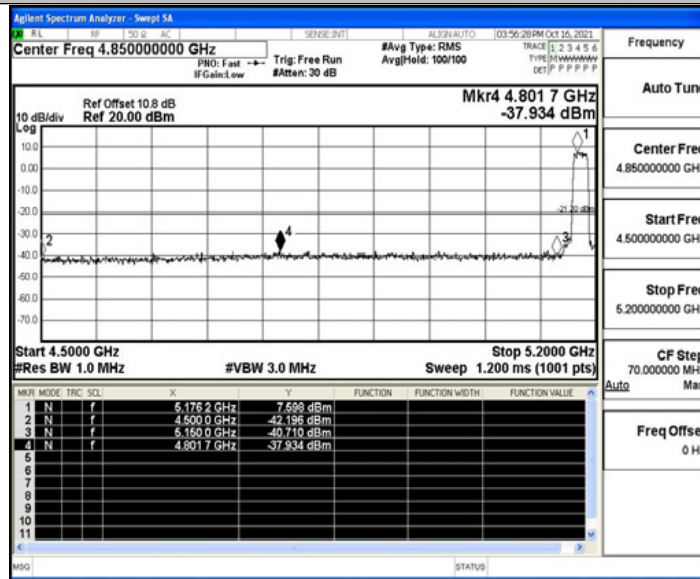


11N20SISO\_Ant1\_Low\_5180\_AV





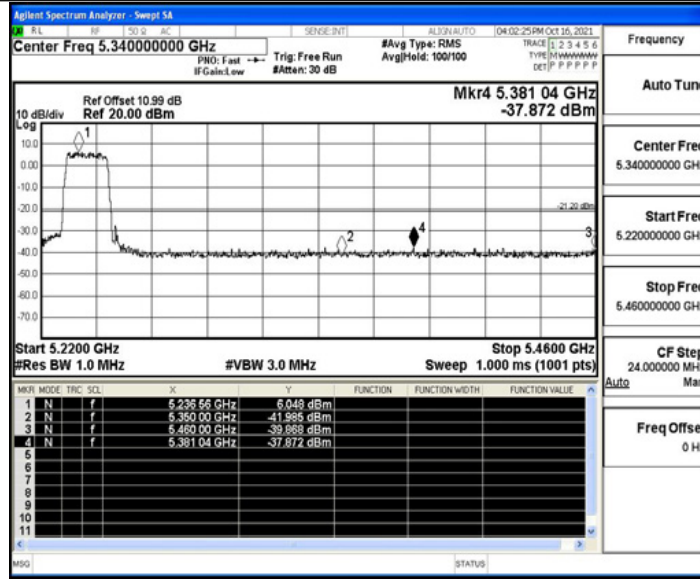
11N20SISO\_Ant1\_Low\_5180\_Peak



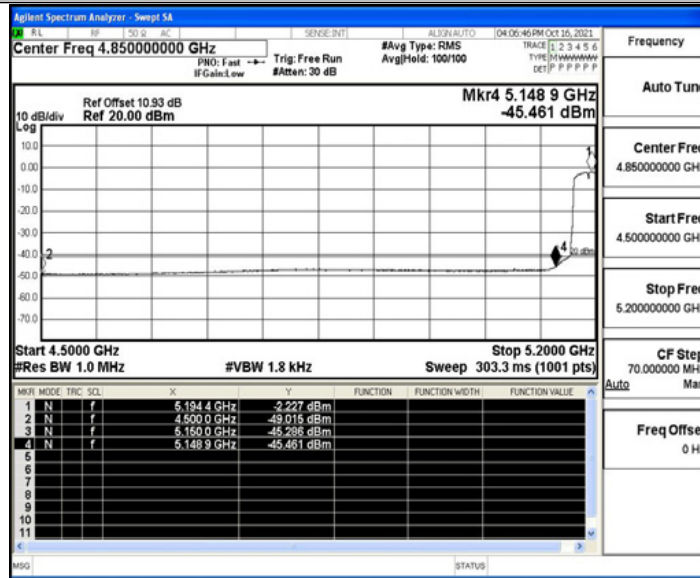
11N20SISO\_Ant1\_High\_5240\_AV



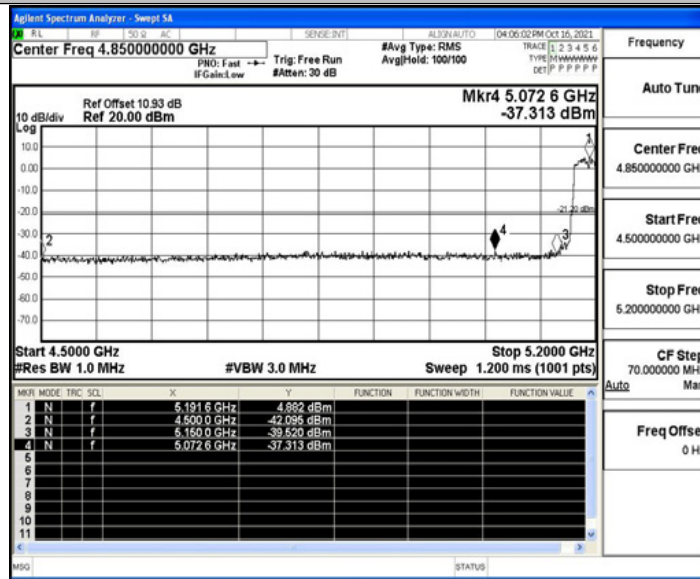
11N20SISO\_Ant1\_High\_5240\_Peak



11N40SISO\_Ant1\_Low\_5190\_AV

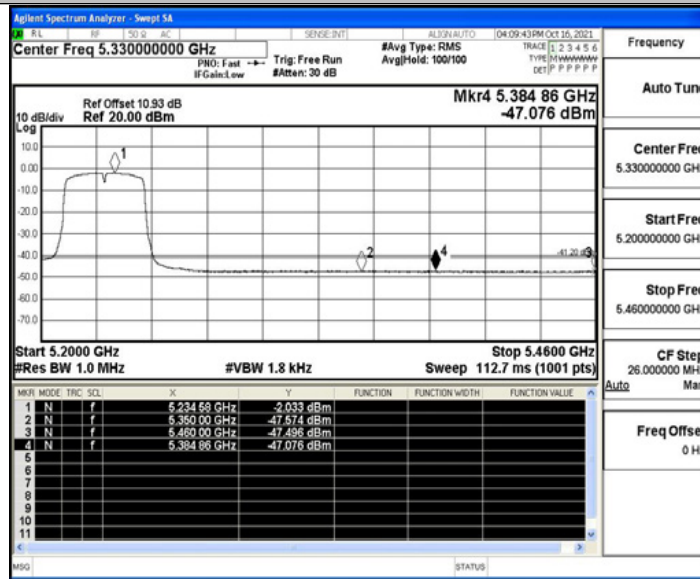


11N40SISO\_Ant1\_Low\_5190\_Peak

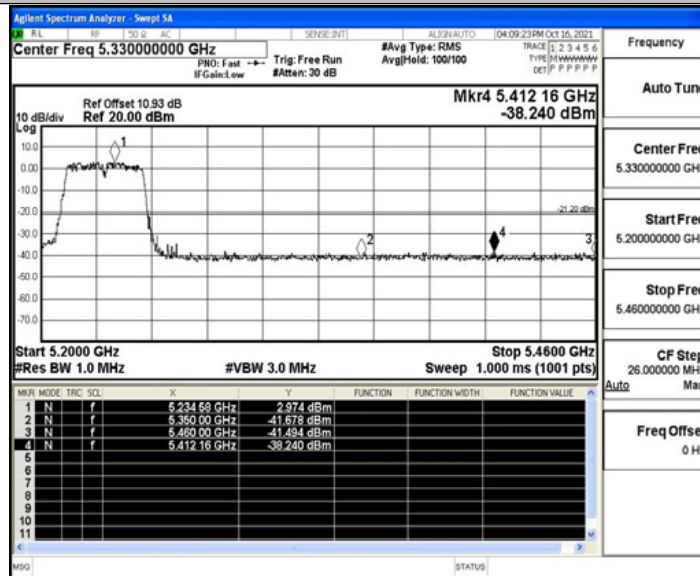




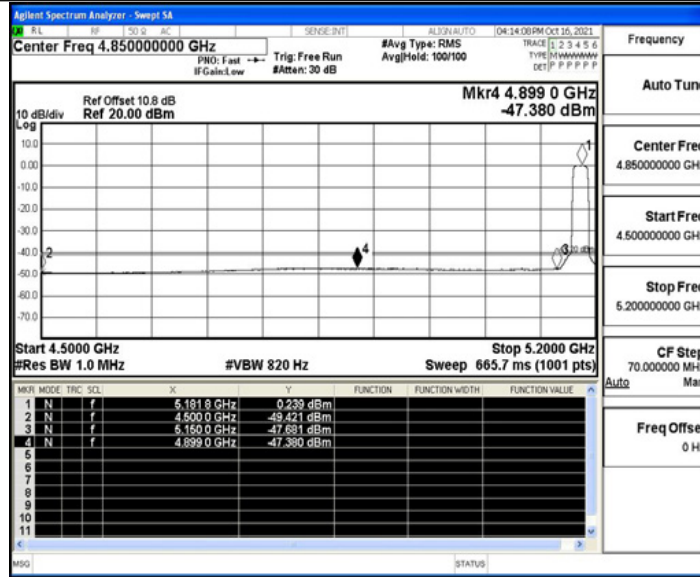
11N40SISO\_Ant1\_High\_5230\_AV



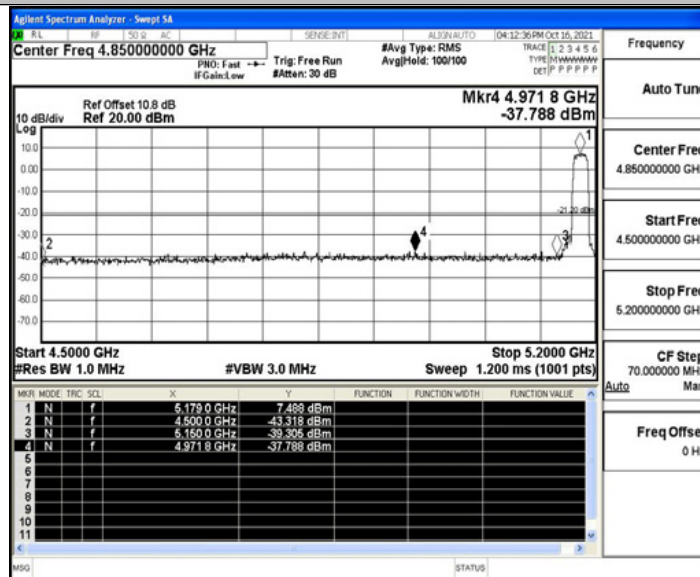
11N40SISO\_Ant1\_High\_5230\_Peak



11AC20SISO\_Ant1\_Low\_5180\_AV



11AC20SISO\_Ant1\_Low\_5180\_Peak



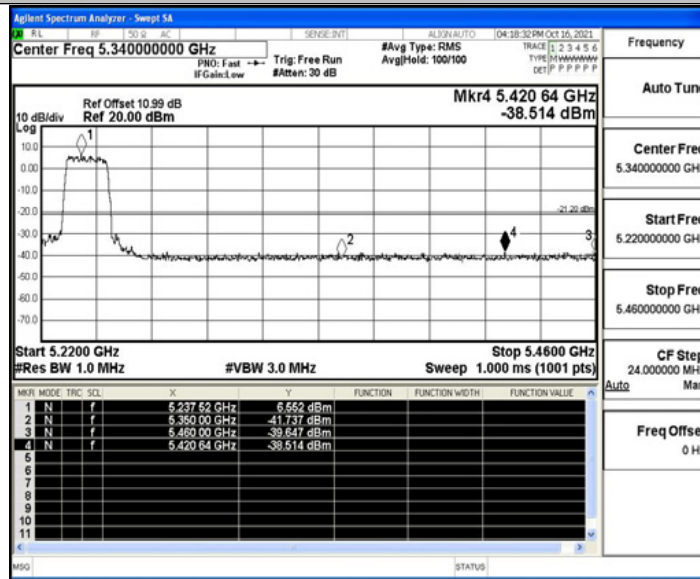
11AC20SISO\_Ant1\_High\_5240\_AV



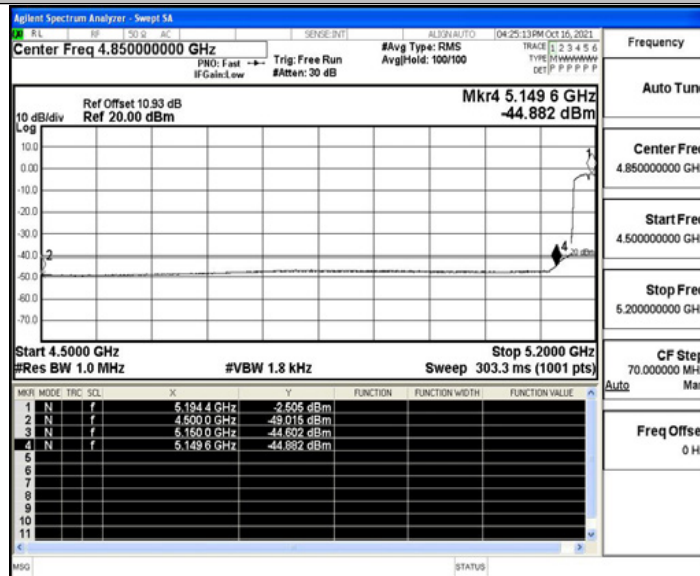




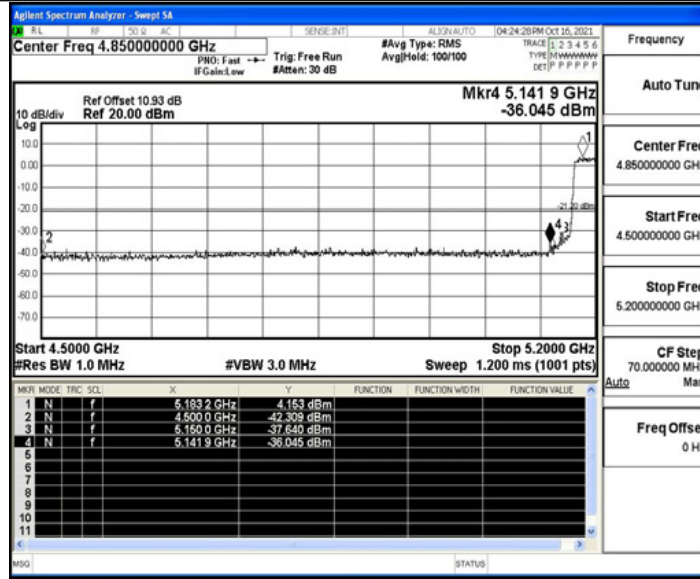
11AC20SISO\_Ant1\_High\_5240\_Peak



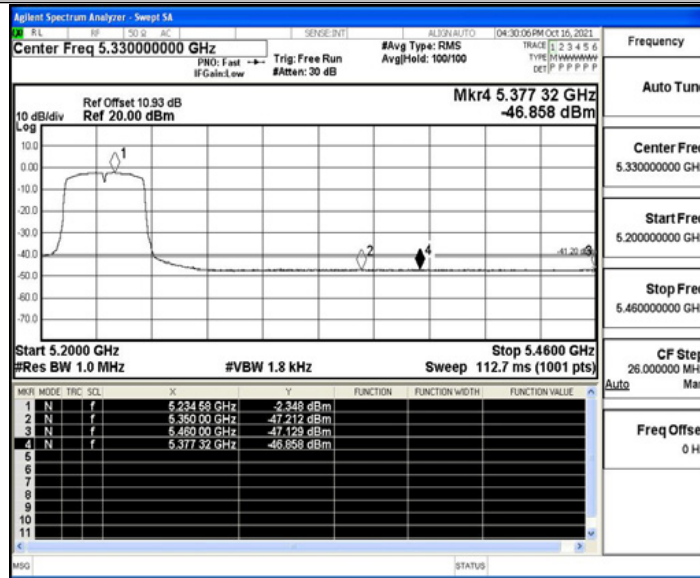
11AC40SISO\_Ant1\_Low\_5190\_AV



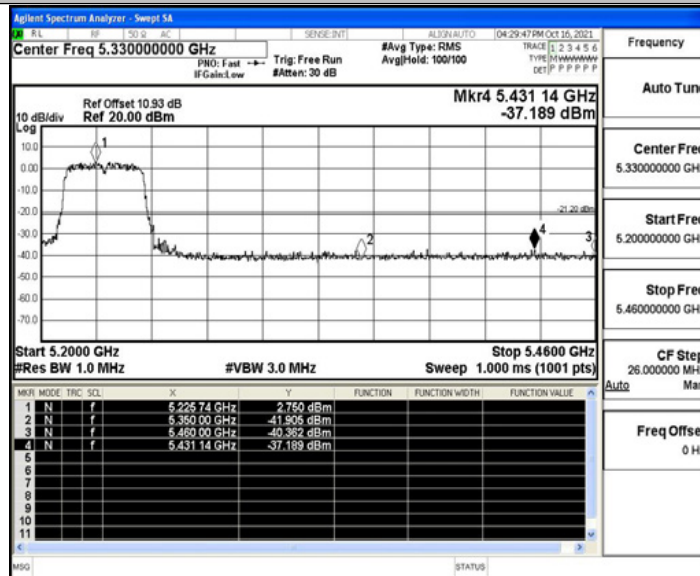
11AC40SISO\_Ant1\_Low\_5190\_Peak



11AC40SISO\_Ant1\_High\_5230\_AV

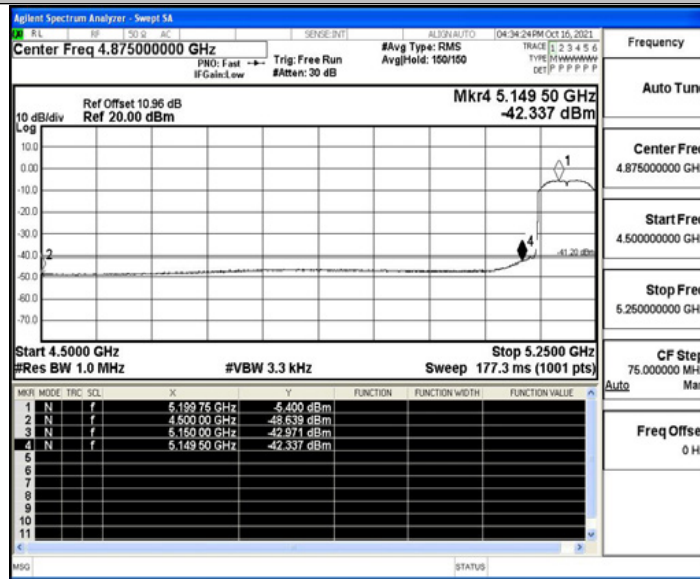


11AC40SISO\_Ant1\_High\_5230\_Peak

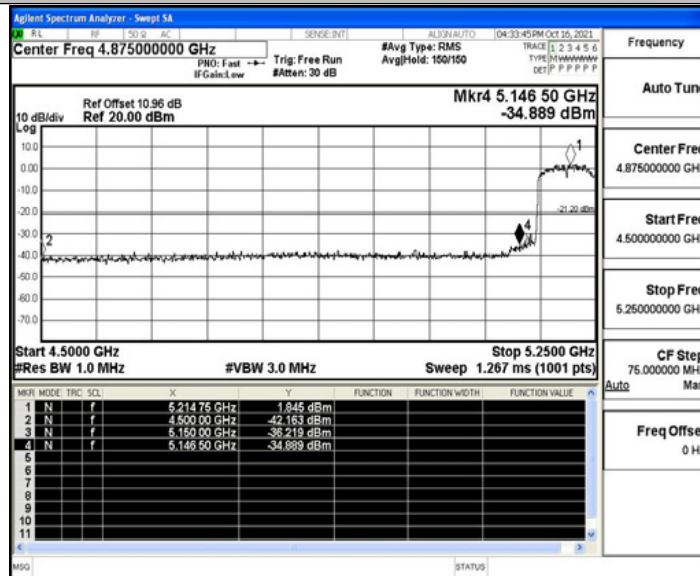




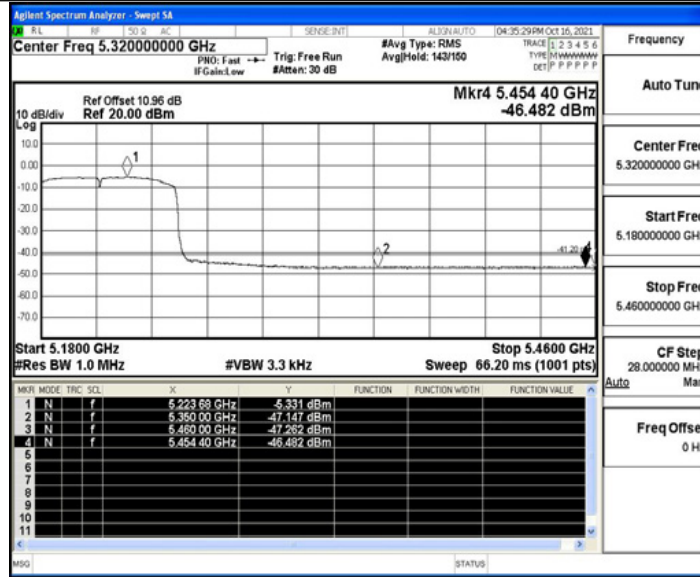
11AC80SISO\_Ant1\_Low\_5210\_AV



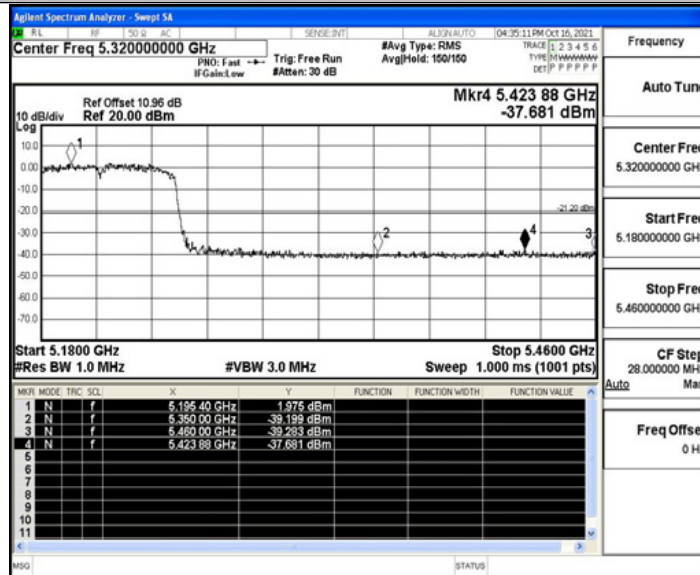
11AC80SISO\_Ant1\_Low\_5210\_Peak



11AC80SISO\_Ant1\_High\_5210\_AV



11AC80SISO\_Ant1\_High\_5210\_Peak





## D.5 Frequency Stability

### Test Result

TestMode	Antenna	Channel	Voltage					Limit (ppm)	Verdict
			Voltage [Vdc]	Temperature (°C)	Deviation (Hz)	Deviation (ppm)	Limit (ppm)		
11A	Ant1	5180	NV	NT	-27000	-5.212355	20	PASS	
			LV	NT	-27000	-5.212355	20	PASS	
			HV	NT	-27000	-5.212355	20	PASS	
		5200	NV	NT	-29000	-5.576923	20	PASS	
			LV	NT	-28000	-5.384615	20	PASS	
			HV	NT	-29000	-5.576923	20	PASS	
		5240	NV	NT	-18000	-3.435115	20	PASS	
			LV	NT	-19000	-3.625954	20	PASS	
			HV	NT	-20000	-3.816794	20	PASS	
11N20SI SO	Ant1	5180	NV	NT	-26000	-5.019305	20	PASS	
			LV	NT	-26000	-5.019305	20	PASS	
			HV	NT	-26000	-5.019305	20	PASS	
		5200	NV	NT	-25000	-4.807692	20	PASS	
			LV	NT	-26000	-5	20	PASS	
			HV	NT	-26000	-5	20	PASS	
		5240	NV	NT	-24000	-4.580153	20	PASS	
			LV	NT	-24000	-4.580153	20	PASS	
			HV	NT	-25000	-4.770992	20	PASS	
11N40SI SO	Ant1	5190	NV	NT	-27000	-5.202312	20	PASS	
			LV	NT	-27000	-5.202312	20	PASS	
			HV	NT	-27000	-5.202312	20	PASS	
		5230	NV	NT	-4000	-0.764818	20	PASS	
			LV	NT	-4000	-0.764818	20	PASS	
			HV	NT	-5000	-0.956023	20	PASS	
11AC20S ISO	Ant1	5180	NV	NT	-5000	-0.965251	20	PASS	
			LV	NT	-5000	-0.965251	20	PASS	
			HV	NT	-6000	-1.158301	20	PASS	
		5200	NV	NT	-7000	-1.346154	20	PASS	
			LV	NT	-7000	-1.346154	20	PASS	
			HV	NT	-7000	-1.346154	20	PASS	
		5240	NV	NT	-7000	-1.335878	20	PASS	
			LV	NT	-7000	-1.335878	20	PASS	
			HV	NT	-8000	-1.526718	20	PASS	
11AC40S ISO	Ant1	5190	NV	NT	-8000	-1.541426	20	PASS	
			LV	NT	-8000	-1.541426	20	PASS	



		5230	HV	NT	-8000	-1.541426	20	PASS
			NV	NT	-8000	-1.529637	20	PASS
			LV	NT	-8000	-1.529637	20	PASS
			HV	NT	-8000	-1.529637	20	PASS
11AC80S ISO	Ant1	5210	NV	NT	-28000	-5.37428	20	PASS
			LV	NT	-28000	-5.37428	20	PASS
			HV	NT	-28000	-5.37428	20	PASS

Temperature									
TestMode	Antenna	Channel	Voltage [Vdc]	Temperature (°C)	Deviation (Hz)	Deviation (ppm)	Limit (ppm)	Verdict	
11A	Ant1	5180	NV	-30	-28000	-5.405405	20	PASS	
			NV	-20	-28000	-5.405405	20	PASS	
			NV	-10	-28000	-5.405405	20	PASS	
			NV	0	-28000	-5.405405	20	PASS	
			NV	10	-29000	-5.598456	20	PASS	
			NV	20	-29000	-5.598456	20	PASS	
			NV	30	-29000	-5.598456	20	PASS	
			NV	40	-29000	-5.598456	20	PASS	
		5200	NV	50	-29000	-5.598456	20	PASS	
			NV	-30	-29000	-5.576923	20	PASS	
			NV	-20	-29000	-5.576923	20	PASS	
			NV	-10	-29000	-5.576923	20	PASS	
			NV	0	-29000	-5.576923	20	PASS	
			NV	10	-29000	-5.576923	20	PASS	
			NV	20	-29000	-5.576923	20	PASS	
			NV	30	-29000	-5.576923	20	PASS	
		5240	NV	40	-28000	-5.384615	20	PASS	
			NV	50	-28000	-5.384615	20	PASS	
			NV	-30	-22000	-4.198473	20	PASS	
			NV	-20	-24000	-4.580153	20	PASS	
			NV	-10	-25000	-4.770992	20	PASS	
			NV	0	-26000	-4.961832	20	PASS	
			NV	10	-27000	-5.152672	20	PASS	
			NV	20	-28000	-5.343511	20	PASS	
		5180	NV	30	-28000	-5.343511	20	PASS	
			NV	40	-29000	-5.534351	20	PASS	
			NV	50	-29000	-5.534351	20	PASS	
			11N20SI SO	Ant1	5180	NV	-30	-27000	-5.212355
NV	-20					-28000	-5.405405	20	PASS
NV	-10	-28000				-5.405405	20	PASS	
NV	0	-29000				-5.598456	20	PASS	
NV	10	-29000				-5.598456	20	PASS	



			NV	20	-29000	-5.598456	20	PASS		
			NV	30	-30000	-5.791506	20	PASS		
			NV	40	-30000	-5.791506	20	PASS		
			NV	50	-30000	-5.791506	20	PASS		
		5200	NV	-30	-27000	-5.192308	20	PASS		
			NV	-20	-28000	-5.384615	20	PASS		
			NV	-10	-28000	-5.384615	20	PASS		
			NV	0	-29000	-5.576923	20	PASS		
			NV	10	-29000	-5.576923	20	PASS		
			NV	20	-29000	-5.576923	20	PASS		
			NV	30	-29000	-5.576923	20	PASS		
			NV	40	-29000	-5.576923	20	PASS		
			NV	50	-29000	-5.576923	20	PASS		
			5240	NV	-30	-26000	-4.961832	20	PASS	
				NV	-20	-27000	-5.152672	20	PASS	
				NV	-10	-27000	-5.152672	20	PASS	
		NV		0	-28000	-5.343511	20	PASS		
		NV		10	-28000	-5.343511	20	PASS		
		NV		20	-29000	-5.534351	20	PASS		
		NV		30	-29000	-5.534351	20	PASS		
		NV		40	-29000	-5.534351	20	PASS		
		11N40SI SO	Ant1	5190	NV	-30	-28000	-5.39499	20	PASS
					NV	-20	-28000	-5.39499	20	PASS
					NV	-10	-28000	-5.39499	20	PASS
					NV	0	-29000	-5.587669	20	PASS
					NV	10	-29000	-5.587669	20	PASS
					NV	20	-29000	-5.587669	20	PASS
					NV	30	-29000	-5.587669	20	PASS
NV	40				-29000	-5.587669	20	PASS		
5230	NV			50	-29000	-5.587669	20	PASS		
	NV			-30	-5000	-0.956023	20	PASS		
	NV			-20	-5000	-0.956023	20	PASS		
	NV			-10	-5000	-0.956023	20	PASS		
	NV			0	-5000	-0.956023	20	PASS		
	NV			10	-5000	-0.956023	20	PASS		
	NV			20	-6000	-1.147228	20	PASS		
	NV			30	-5000	-0.956023	20	PASS		
11AC20S ISO	Ant1	5180	NV	-30	-6000	-1.158301	20	PASS		
			NV	-20	-6000	-1.158301	20	PASS		
			NV	-10	-6000	-1.158301	20	PASS		



			NV	0	-6000	-1.158301	20	PASS		
			NV	10	-7000	-1.351351	20	PASS		
			NV	20	-7000	-1.351351	20	PASS		
			NV	30	-7000	-1.351351	20	PASS		
			NV	40	-7000	-1.351351	20	PASS		
			NV	50	-7000	-1.351351	20	PASS		
		5200	NV	-30	-7000	-1.346154	20	PASS		
			NV	-20	-7000	-1.346154	20	PASS		
			NV	-10	-7000	-1.346154	20	PASS		
			NV	0	-7000	-1.346154	20	PASS		
			NV	10	-7000	-1.346154	20	PASS		
			NV	20	-7000	-1.346154	20	PASS		
			NV	30	-7000	-1.346154	20	PASS		
			NV	40	-7000	-1.346154	20	PASS		
		5240	NV	50	-8000	-1.538462	20	PASS		
			NV	-30	-8000	-1.526718	20	PASS		
			NV	-20	-8000	-1.526718	20	PASS		
			NV	-10	-8000	-1.526718	20	PASS		
			NV	0	-8000	-1.526718	20	PASS		
			NV	10	-8000	-1.526718	20	PASS		
			NV	20	-8000	-1.526718	20	PASS		
			NV	30	-8000	-1.526718	20	PASS		
		11AC40S ISO	Ant1	5190	NV	40	-8000	-1.526718	20	PASS
					NV	50	-8000	-1.526718	20	PASS
					NV	-30	-8000	-1.541426	20	PASS
					NV	-20	-8000	-1.541426	20	PASS
					NV	-10	-8000	-1.541426	20	PASS
NV	0				-8000	-1.541426	20	PASS		
NV	10				-8000	-1.541426	20	PASS		
NV	20				-8000	-1.541426	20	PASS		
NV	30				-8000	-1.541426	20	PASS		
5230	NV			40	-8000	-1.541426	20	PASS		
	NV			50	-8000	-1.541426	20	PASS		
	NV			-30	-8000	-1.529637	20	PASS		
	NV			-20	-8000	-1.529637	20	PASS		
	NV			-10	-8000	-1.529637	20	PASS		
	NV			0	-8000	-1.529637	20	PASS		
11AC80S	Ant1	5210	NV	10	-8000	-1.529637	20	PASS		
			NV	20	-8000	-1.529637	20	PASS		
			NV	30	-8000	-1.529637	20	PASS		
			NV	40	-8000	-1.529637	20	PASS		
			NV	50	-8000	-1.529637	20	PASS		
			NV	-30	-29000	-5.566219	20	PASS		





ISO	NV	-20	-29000	-5.566219	20	PASS
	NV	-10	-29000	-5.566219	20	PASS
	NV	0	-29000	-5.566219	20	PASS
	NV	10	-29000	-5.566219	20	PASS
	NV	20	-29000	-5.566219	20	PASS
	NV	30	-29000	-5.566219	20	PASS
	NV	40	-29000	-5.566219	20	PASS
	NV	50	-29000	-5.566219	20	PASS



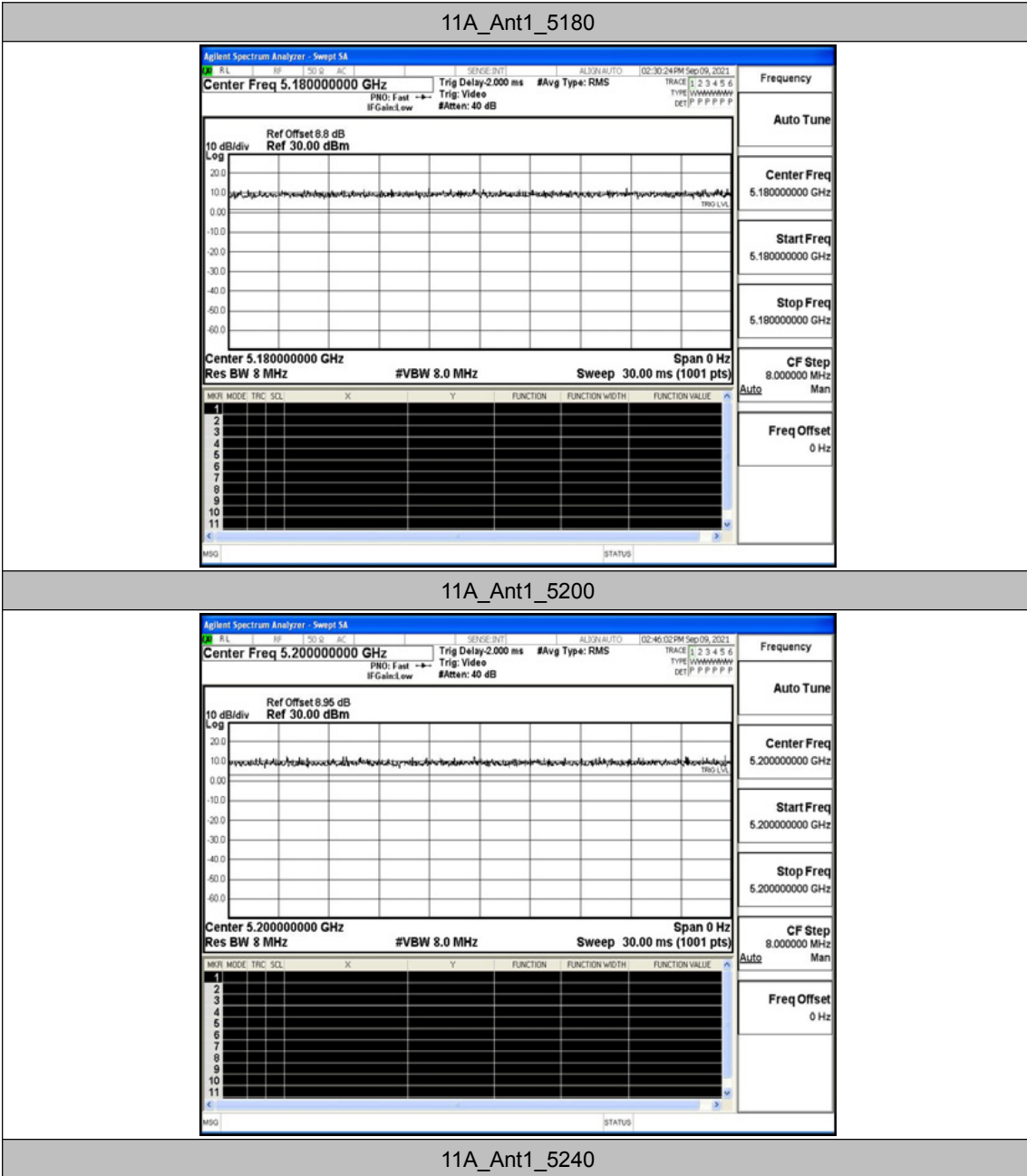
## D.6 Duty Cycle

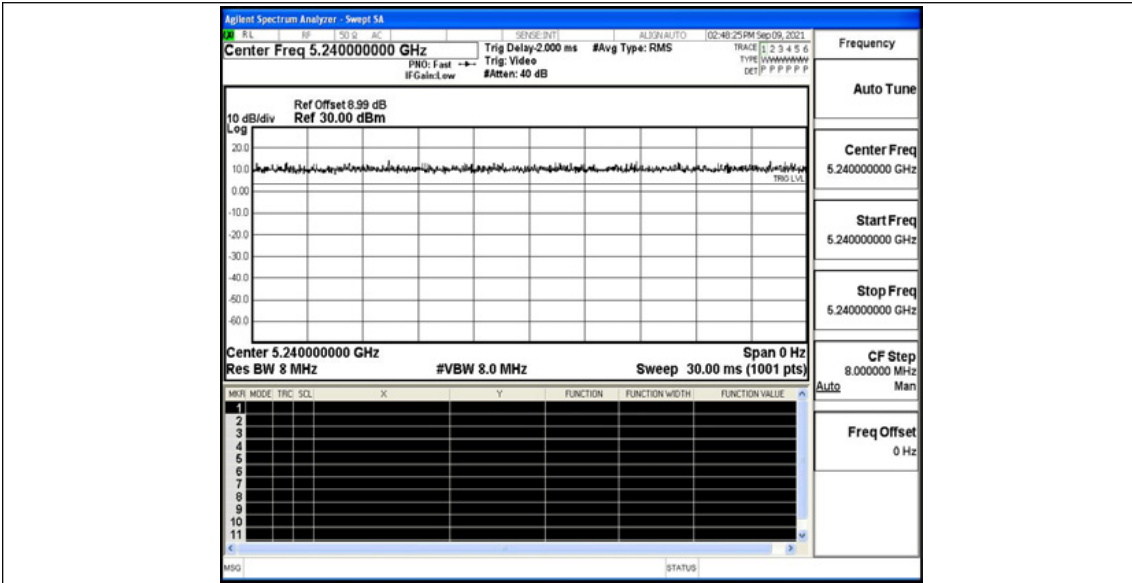
### Test Result

TestMode	Antenna	Channel	Transmission Duration [ms]	Transmission Period [ms]	Duty Cycle [%]	Limit	Verdict
11A	Ant1	5180	30.00	30.00	100.00	---	PASS
		5200	30.00	30.00	100.00	---	PASS
		5240	30.00	30.00	100.00	---	PASS
11N20SISO	Ant1	5180	30.00	30.00	100.00	---	PASS
		5200	30.00	30.00	100.00	---	PASS
		5240	30.00	30.00	100.00	---	PASS
11N40SISO	Ant1	5190	30.00	30.00	100.00	---	PASS
		5230	30.00	30.00	100.00	---	PASS
11AC20SISO	Ant1	5180	30.00	30.00	100.00	---	PASS
		5200	30.00	30.00	100.00	---	PASS
		5240	30.00	30.00	100.00	---	PASS
11AC40SISO	Ant1	5190	30.00	30.00	100.00	---	PASS
		5230	30.00	30.00	100.00	---	PASS
11AC80SISO	Ant1	5210	30.00	30.00	100.00	---	PASS

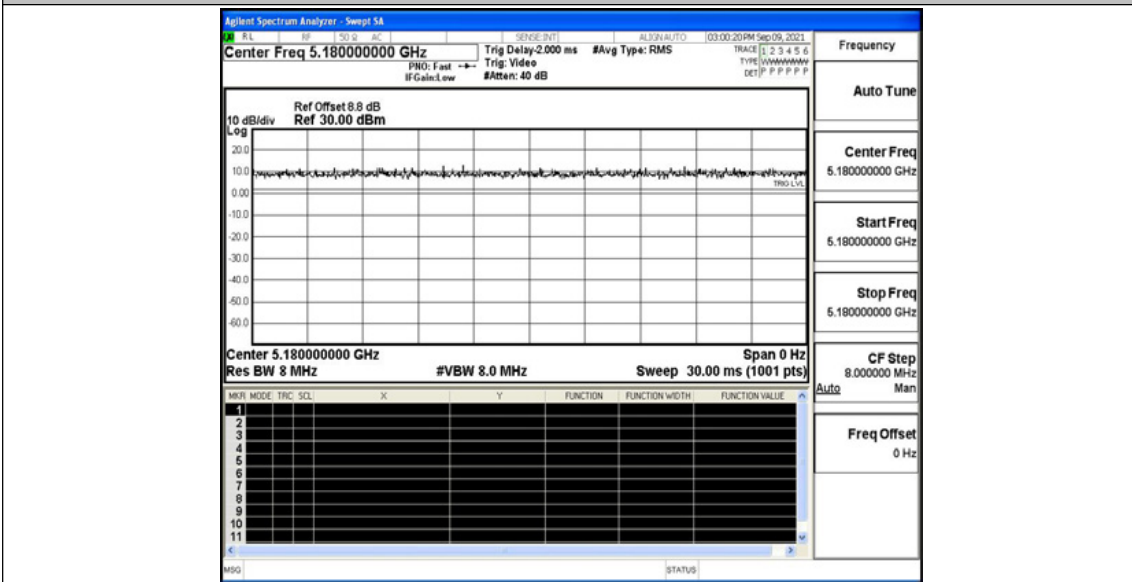


### Test Graphs

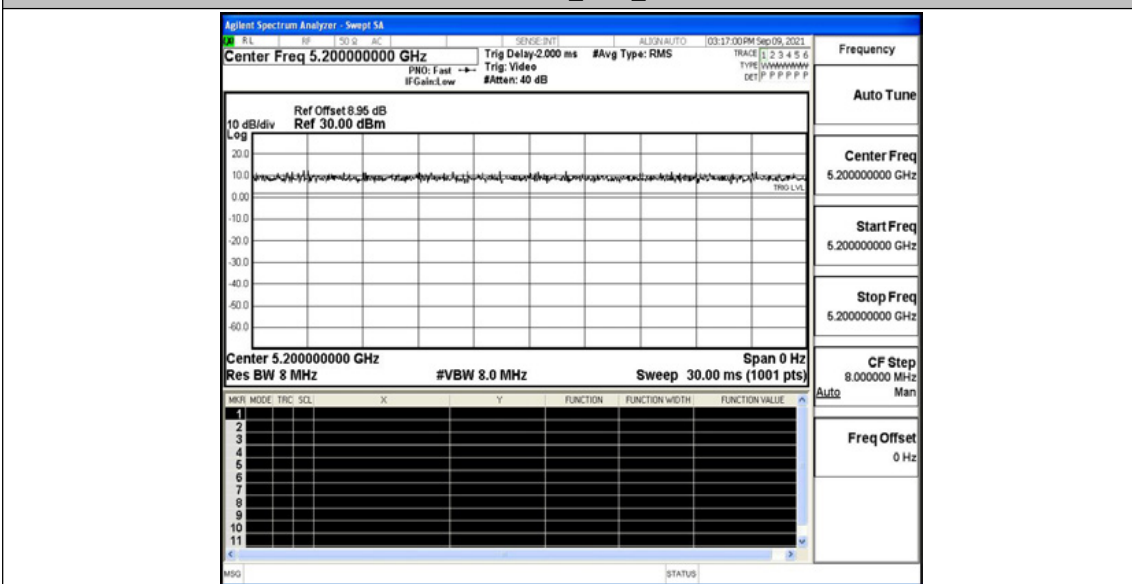




11N20SISO\_Ant1\_5180

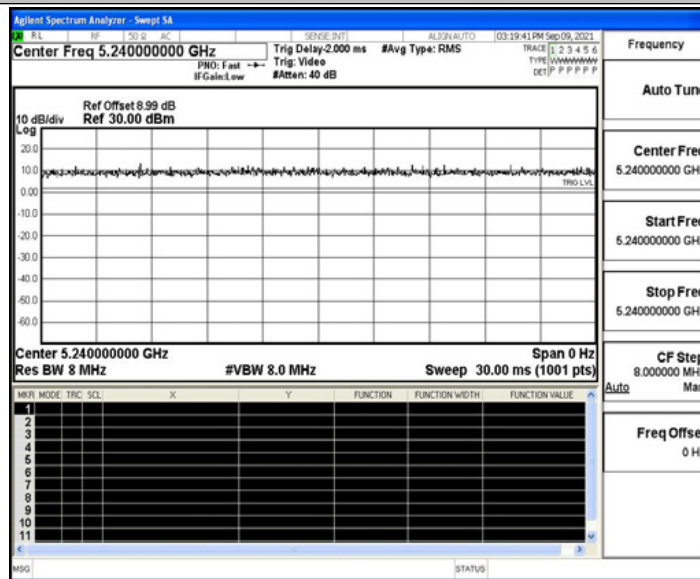


11N20SISO\_Ant1\_5200

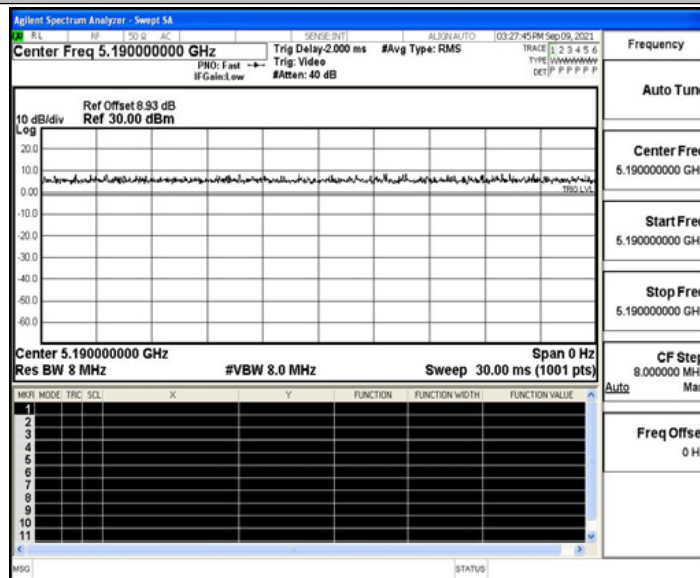




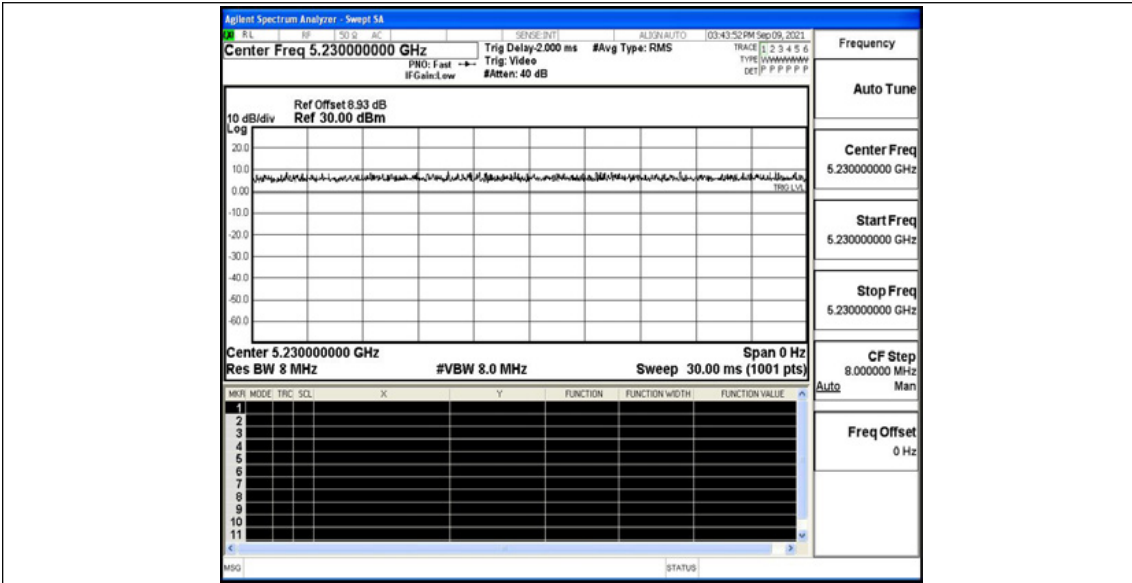
11N20SISO\_Ant1\_5240



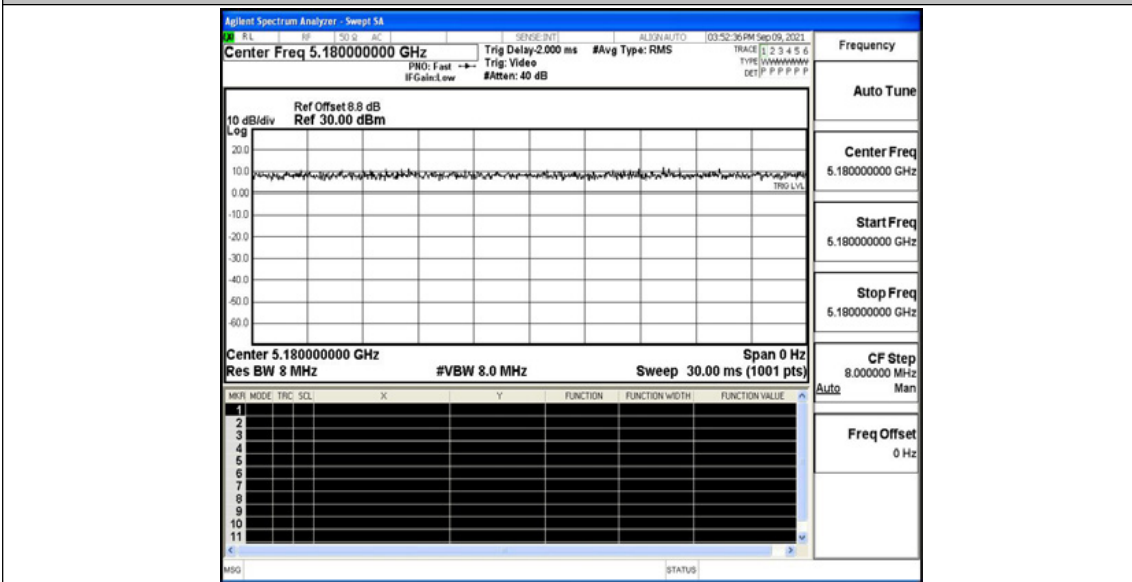
11N40SISO\_Ant1\_5190



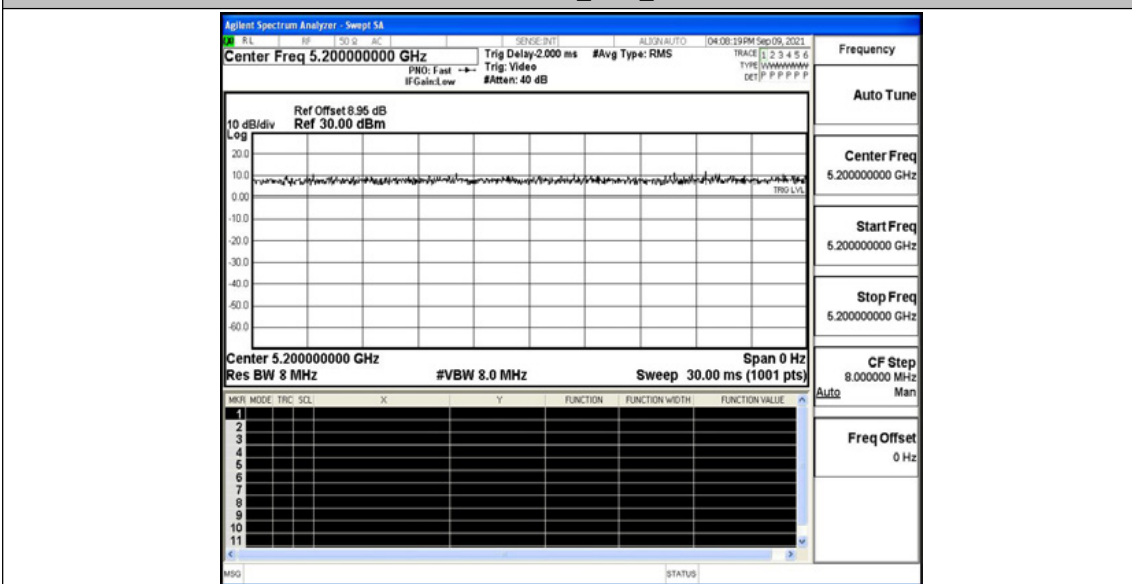
11N40SISO\_Ant1\_5230



11AC20SISO\_Ant1\_5180

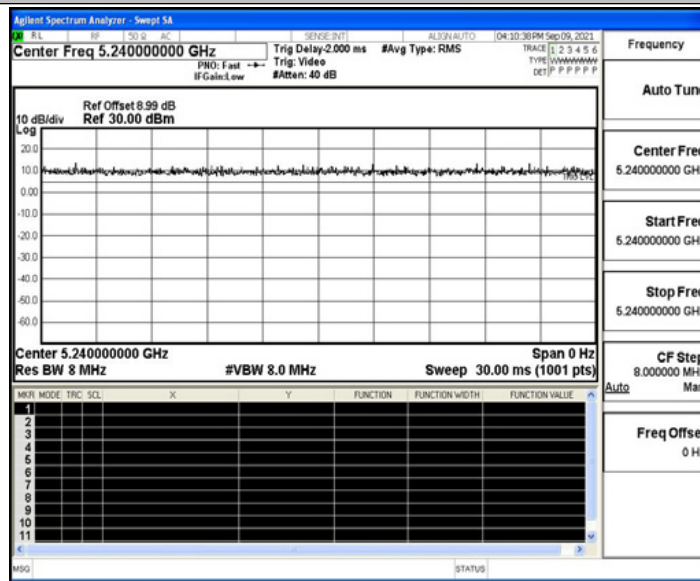


11AC20SISO\_Ant1\_5200

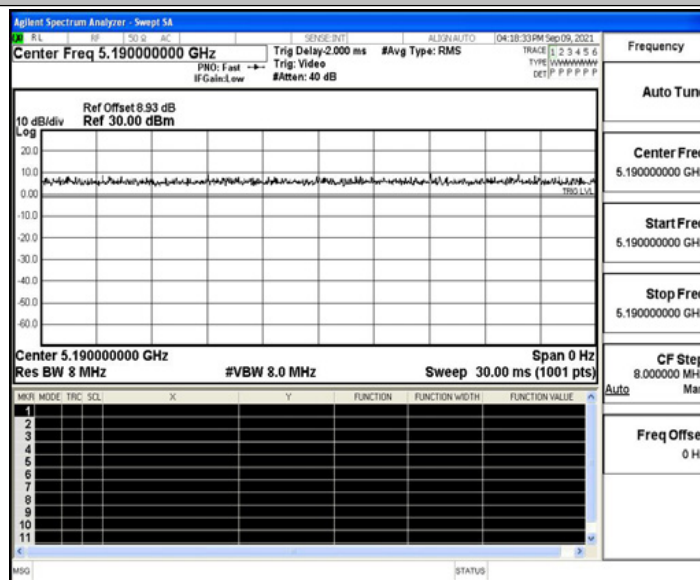




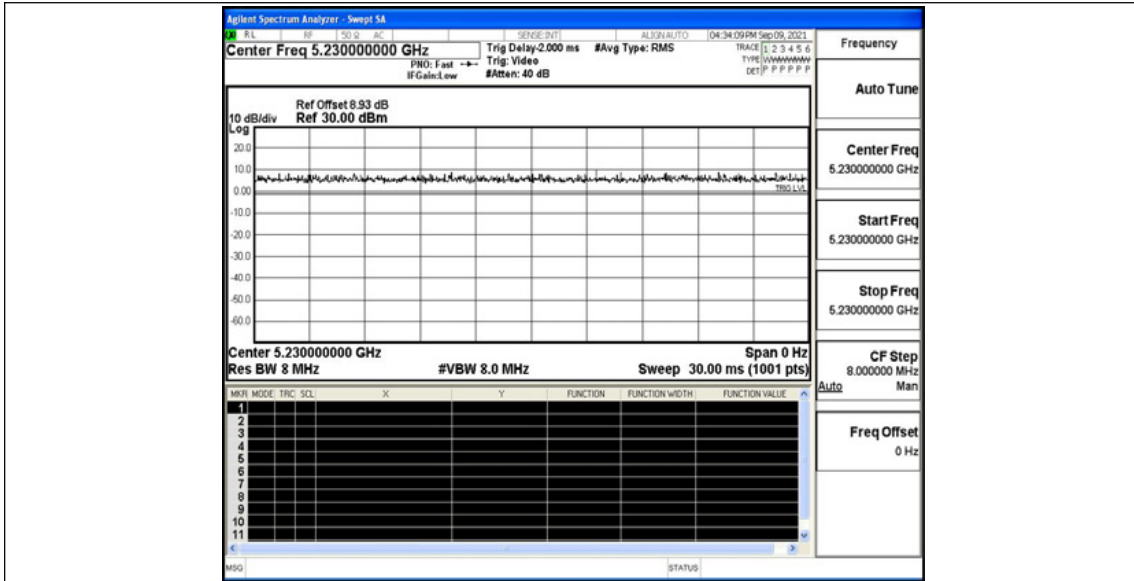
11AC20SISO\_Ant1\_5240



11AC40SISO\_Ant1\_5190



11AC40SISO\_Ant1\_5230



11AC80SISO\_Ant1\_5210

