

Appendix B: Test Results of Radiation Spurious Emissions & Mains

Conducted Emission

<Adapter Mode>

Band Edges, 4.5GHz ~ 7GHz

U-NII-1

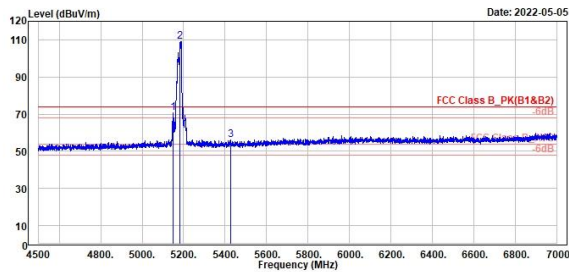
802.11a

CH 36 (Horizontal) Peak

CH 36 (Vertical) Peak



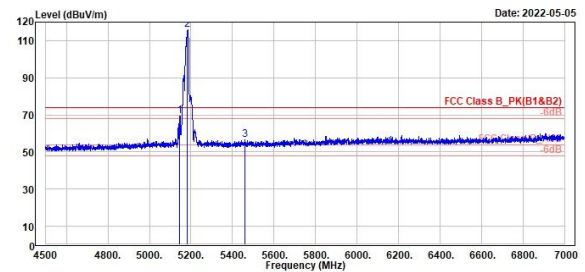
TÜV Rheinland Taiwan Ltd.
No. 458-18, Sec 2, Fenliao, Linkou Dist., New Taipei City 244, Taiwan(R.O.C.)
Tel: +886-2172-1000 Fax: +886-2172-1322



Peak	Freq (MHz)	Level (dBuV/m)	Read Level (dBuV)	Factor (dB/m)	Limit Line (dBuV/m)	Over Limit (dB)	APos (cm)	TPos (deg)	Remark	Pol/Phase	Note
1	5150.00	70.81	27.91	42.90	74.00	-3.19	224	83	Peak	Horizontal	
2 *	5180.00	109.22	66.24	42.98	74.00	35.22	224	83	Peak	Horizontal	
3	5428.50	56.25	13.02	43.23	74.00	-17.75	224	83	Peak	Horizontal	



TÜV Rheinland Taiwan Ltd.
No. 458-18, Sec 2, Fenliao, Linkou Dist., New Taipei City 244, Taiwan(R.O.C.)
Tel: +886-2172-1000 Fax: +886-2172-1322



Peak	Freq (MHz)	Level (dBuV/m)	Read Level (dBuV)	Factor (dB/m)	Limit Line (dBuV/m)	Over Limit (dB)	APos (cm)	TPos (deg)	Remark	Pol/Phase	Note
1	5147.00	69.44	26.57	42.87	74.00	-4.56	271	360	Peak	Vertical	
2 *	5180.00	115.98	73.00	42.98	74.00	41.98	271	360	Peak	Vertical	
3	5460.00	56.63	13.37	43.26	74.00	-17.37	271	360	Peak	Vertical	

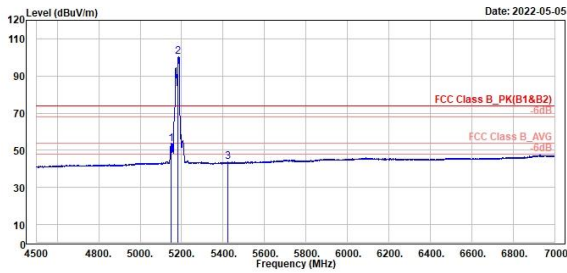
802.11a

CH 36 (Horizontal) Average

CH 36 (Vertical) Average



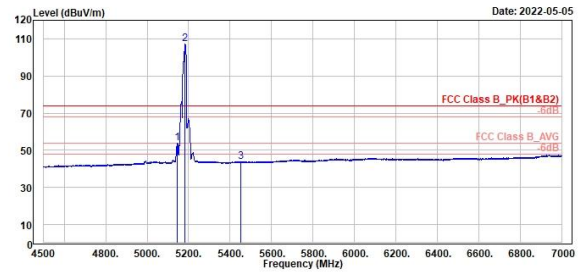
TUV Rheinland Taiwan Ltd.
No. 458-18, Sec 2, Fenliao, Linkou Dist., New Taipei City 244, Taiwan(R.O.C.)
Tel: +886-2172-1000 Fax: +886-2172-1322



Freq	Level	Read Level Factor	Limit Line	Over Limit	APos	TPos	Remark	Pol/Phase	Note
MHz	dBuV/m	dBuV	dB/m	dBuV/m	dB	cm	deg		
1 5150.00	53.56	10.66	42.90	54.00	-0.44	224	83 Average	Horizontal	
2 * 5180.00	100.44	57.46	42.98	54.00	46.44	224	83 Average	Horizontal	
3 5422.50	43.68	0.45	43.23	54.00	-10.32	224	83 Average	Horizontal	



TUV Rheinland Taiwan Ltd.
No. 458-18, Sec 2, Fenliao, Linkou Dist., New Taipei City 244, Taiwan(R.O.C.)
Tel: +886-2172-1000 Fax: +886-2172-1322



Freq	Level	Read Level Factor	Limit Line	Over Limit	APos	TPos	Remark	Pol/Phase	Note
MHz	dBuV/m	dBuV	dB/m	dBuV/m	dB	cm	deg		
1 5145.50	53.96	11.10	42.86	54.00	-0.04	271	360 Average	Vertical	
2 * 5180.00	107.12	64.14	42.98	54.00	53.12	271	360 Average	Vertical	
3 5452.00	44.00	0.75	43.25	54.00	-10.00	271	360 Average	Vertical	

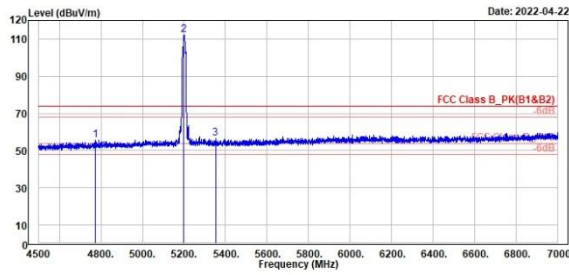
802.11a

CH 40 (Horizontal) Peak

CH 40 (Vertical) Peak



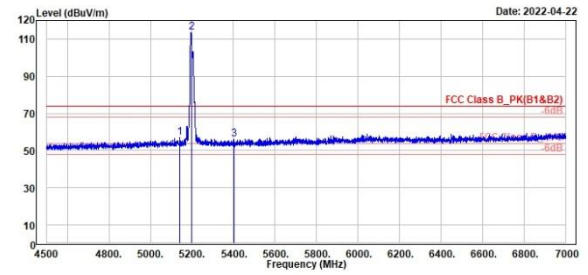
TÜV Rheinland Taiwan Ltd.
No. 438-18, Sec. 2, Fenfiao, Linkou Dist., New Taipei City 244, Taiwan(R.O.C.)
Tel: +886-2172-1000 Fax: +886-2172-1322



Peak	Freq (MHz)	Level (dBuV/m)	Read Level (dBuV)	Factor (dB/m)	Limit Line (dBuV/m)	Over Limit (dB)	APos (cm)	TPos (deg)	Remark	Pol/Phase	Note
1	4775.00	55.75	13.68	42.07	74.00	-18.25	100	101	Peak	Horizontal	
2 *	5200.00	112.47	69.43	43.04	74.00	38.47	100	101	Peak	Horizontal	
3	5351.50	56.70	13.72	42.98	74.00	-17.30	100	101	Peak	Horizontal	



TÜV Rheinland Taiwan Ltd.
No. 438-18, Sec. 2, Fenfiao, Linkou Dist., New Taipei City 244, Taiwan(R.O.C.)
Tel: +886-2172-1000 Fax: +886-2172-1322



Peak	Freq (MHz)	Level (dBuV/m)	Read Level (dBuV)	Factor (dB/m)	Limit Line (dBuV/m)	Over Limit (dB)	APos (cm)	TPos (deg)	Remark	Pol/Phase	Note
1	5140.50	56.81	13.98	42.83	74.00	-17.19	154	161	Peak	VERTICAL	
2 *	5200.00	113.42	70.38	43.04	74.00	39.42	154	161	Peak	VERTICAL	
3	5404.50	56.34	13.13	43.21	74.00	-17.66	154	161	Peak	VERTICAL	

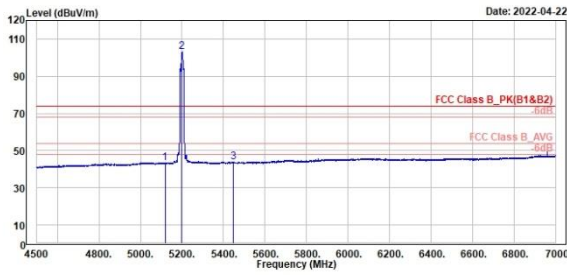
802.11a

CH 40 (Horizontal) Average

CH 40 (Vertical) Average



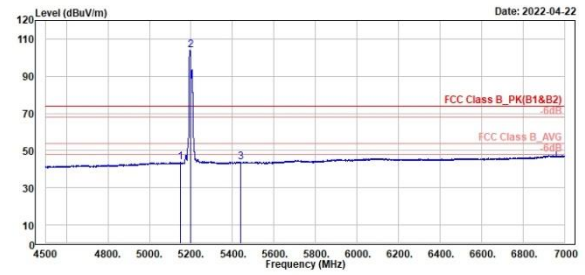
TÜV Rheinland Taiwan Ltd.
No. 438-18, Sec 2, Fenfiao, Linkou Dist., New Taipei City 244, Taiwan(R.O.C.)
Tel: +886-2172-1000 Fax: +886-2172-1322



1	2	3
5118.50	5200.00	5447.00
43.49	103.16	43.97
0.81	60.12	0.72
42.68	43.04	43.25
54.00	54.00	54.00
-10.51	49.16	-10.03
100	100	100
101	101	101
Average	Average	Average
Horizontal	Horizontal	Horizontal



TÜV Rheinland Taiwan Ltd.
No. 438-18, Sec 2, Fenfiao, Linkou Dist., New Taipei City 244, Taiwan(R.O.C.)
Tel: +886-2172-1000 Fax: +886-2172-1322



1	2	3
5147.50	5200.00	5438.00
43.80	103.98	43.78
0.92	60.94	0.54
42.88	43.04	43.24
54.00	54.00	54.00
-10.20	49.98	-10.22
154	154	154
161	161	161
Average	Average	Average
VERTICAL	VERTICAL	VERTICAL

802.11a

CH 48 (Horizontal) Peak

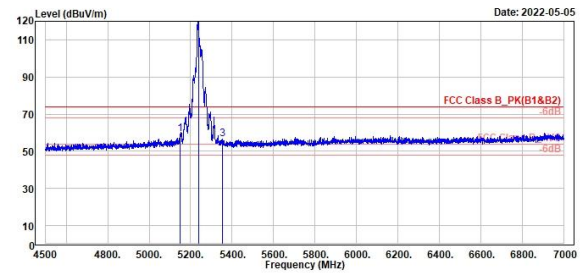
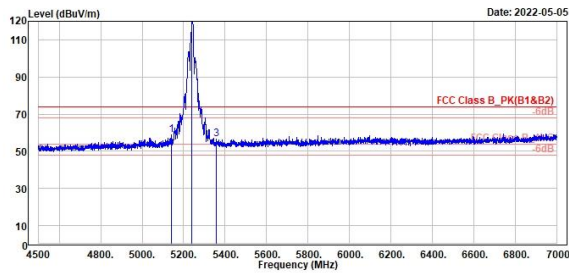
CH 48 (Vertical) Peak



TUV Rheinland Taiwan Ltd.
No. 458-18, Sec 2, Fenliao, Linkou Dist., New Taipei City 244, Taiwan(R.O.C.)
Tel: +886-2172-1000 Fax: +886-2172-1322



TUV Rheinland Taiwan Ltd.
No. 458-18, Sec 2, Fenliao, Linkou Dist., New Taipei City 244, Taiwan(R.O.C.)
Tel: +886-2172-1000 Fax: +886-2172-1322



Peak	Freq	Level	Read	Factor	Limit	Over	APos	TPos	Remark	Pol/Phase	Note
	MHz	dBuV/m	dBuV	dB/m	dBuV/m	dB	cm	deg			
1	5141.50	58.71	15.87	42.84	74.00	-15.29	344	49	Peak	Horizontal	
2 *	5240.00	120.52	77.63	42.99	74.00	46.52	344	49	Peak	Horizontal	
3	5356.50	56.41	13.41	43.00	74.00	-17.59	344	49	Peak	Horizontal	

Peak	Freq	Level	Read	Factor	Limit	Over	APos	TPos	Remark	Pol/Phase	Note
	MHz	dBuV/m	dBuV	dB/m	dBuV/m	dB	cm	deg			
1	5150.00	59.44	16.54	42.90	74.00	-14.56	363	360	Peak	Vertical	
2 *	5240.00	119.84	76.85	42.99	74.00	45.84	363	360	Peak	Vertical	
3	5355.00	56.63	13.64	42.99	74.00	-17.37	363	360	Peak	Vertical	

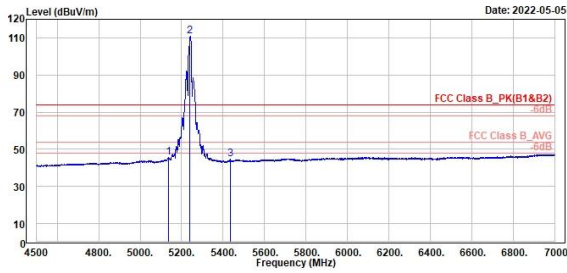
802.11a

CH 48 (Horizontal) Average

CH 48 (Vertical) Average



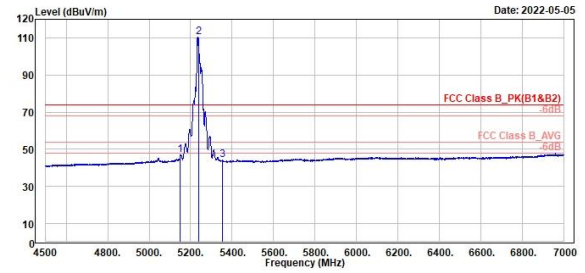
TUV Rheinland Taiwan Ltd.
No. 458-18, Sec 2, Fenliao, Linkou Dist., New Taipei City 244, Taiwan(R.O.C.)
Tel: +886-2172-1000 Fax: +886-2172-1322



1	2	3	Read Level	Level Factor	Limit Line	Over Limit	APos	TPos	Remark	Pol/Phase	Note
MHz	dBuV/m	dBuV	dB/m	dBuV/m	dB	cm	deg				
5136.00	45.53	2.72	42.81	54.00	-8.47	344	49	Average	Horizontal		
5240.00	119.85	67.06	42.99	54.00	56.85	344	49	Average	Horizontal		
5433.50	44.67	1.43	43.24	54.00	-9.33	344	49	Average	Horizontal		



TUV Rheinland Taiwan Ltd.
No. 458-18, Sec 2, Fenliao, Linkou Dist., New Taipei City 244, Taiwan(R.O.C.)
Tel: +886-2172-1000 Fax: +886-2172-1322



1	2	3	Read Level	Level Factor	Limit Line	Over Limit	APos	TPos	Remark	Pol/Phase	Note
MHz	dBuV/m	dBuV	dB/m	dBuV/m	dB	cm	deg				
5150.00	46.82	3.92	42.90	54.00	-7.18	363	360	Average	Vertical		
5240.00	110.26	67.27	42.99	54.00	56.26	363	360	Average	Vertical		
5352.50	44.42	1.44	42.98	54.00	-9.58	363	360	Average	Vertical		

802.11ac VHT20

CH 36 (Horizontal) Peak

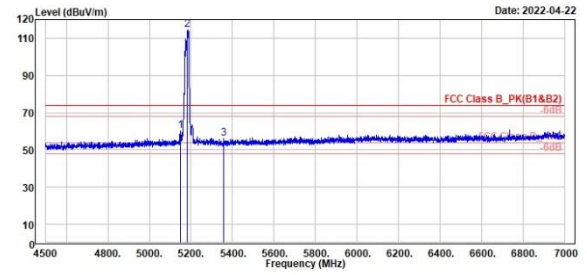
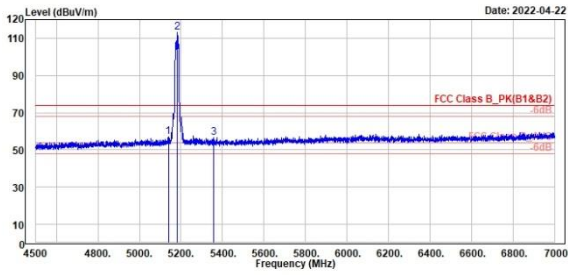
CH 36 (Vertical) Peak



TÜV Rheinland Taiwan Ltd.
No. 438-18, Sec. 2, Fenliao, Linkou Dist., New Taipei City 244, Taiwan(R.O.C.)
Tel: +886-2172-1000 Fax: +886-2172-1322



TÜV Rheinland Taiwan Ltd.
No. 438-18, Sec. 2, Fenliao, Linkou Dist., New Taipei City 244, Taiwan(R.O.C.)
Tel: +886-2172-1000 Fax: +886-2172-1322



Peak	Freq (MHz)	Level (dBuV/m)	Read Level (dBuV)	Level Factor (dB/m)	Limit Line (dBuV/m)	Over Limit (dB)	APos (cm)	TPos (deg)	Remark	Pol/Phase	Note
1	5139.00	57.19	14.37	42.82	74.00	-16.81	121	105	Peak	Horizontal	
2 *	5180.00	113.14	70.16	42.98	74.00	39.14	121	105	Peak	Horizontal	
3	5359.00	56.61	13.59	43.02	74.00	-17.39	121	105	Peak	Horizontal	

Peak	Freq (MHz)	Level (dBuV/m)	Read Level (dBuV)	Level Factor (dB/m)	Limit Line (dBuV/m)	Over Limit (dB)	APos (cm)	TPos (deg)	Remark	Pol/Phase	Note
1	5148.00	60.24	17.35	42.89	74.00	-13.76	148	160	Peak	Vertical	
2 *	5180.00	114.70	71.72	42.98	74.00	40.70	148	160	Peak	Vertical	
3	5357.00	56.01	13.01	43.00	74.00	-17.99	148	160	Peak	Vertical	

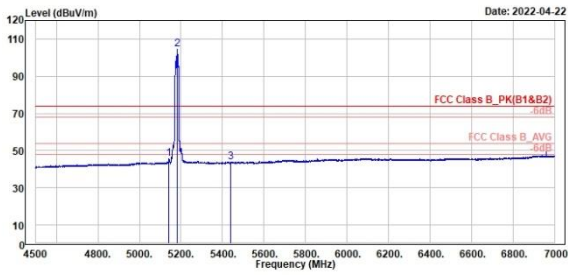
802.11ac VHT20

CH 36 (Horizontal) Average

CH 36 (Vertical) Average



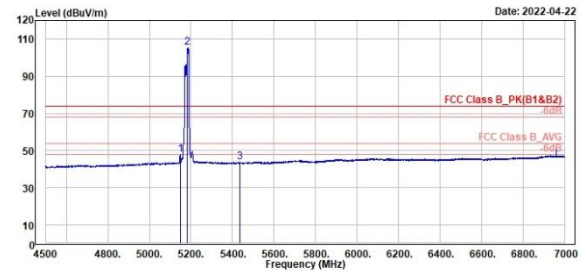
TÜV Rheinland Taiwan Ltd.
No. 438-18, Sec 2, Penfiao, Linkou Dist., New Taipei City 244, Taiwan(R.O.C.)
Tel: +886-2172-1000 Fax: +886-2172-1322



1	2	3	Read Level	Level Factor	Limit Line	Over Limit	APos	TPos	Remark	Pol/Phase	Note
MHz	dBuV/m	dBuV	dB/m	dBuV/m	dB	cm	deg				
1	5142.50	45.40	2.55	42.85	54.00	-8.60	121	105	Average	Horizontal	
2	5180.00	104.30	61.32	42.98	54.00	50.30	121	105	Average	Horizontal	
3	5438.00	43.87	0.63	43.24	54.00	-10.13	121	105	Average	Horizontal	



TÜV Rheinland Taiwan Ltd.
No. 438-18, Sec 2, Penfiao, Linkou Dist., New Taipei City 244, Taiwan(R.O.C.)
Tel: +886-2172-1000 Fax: +886-2172-1322



1	2	3	Read Level	Level Factor	Limit Line	Over Limit	APos	TPos	Remark	Pol/Phase	Note
MHz	dBuV/m	dBuV	dB/m	dBuV/m	dB	cm	deg				
1	5148.00	47.97	5.08	42.89	54.00	-6.03	148	160	Average	Vertical	
2	5180.00	105.29	62.31	42.98	54.00	51.29	148	160	Average	Vertical	
3	5436.50	43.74	0.50	43.24	54.00	-10.26	148	160	Average	Vertical	

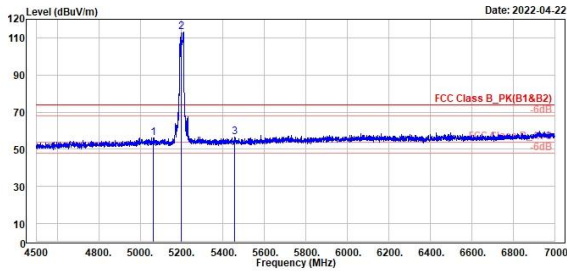
802.11ac VHT20

CH 40 (Horizontal) Peak

CH 40 (Vertical) Peak



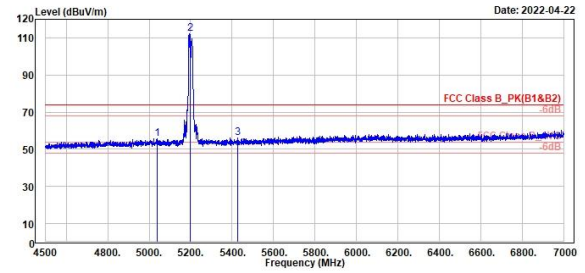
TUV Rheinland Taiwan Ltd.
No. 458-18, Sec 2, Fenliao, Linkou Dist., New Taipei City 244, Taiwan(R.O.C.)
Tel: +886-2172-1000 Fax: +886-2172-1322



Peak	Freq (MHz)	Level (dBuV/m)	Read Level (dBuV)	Factor (dB/m)	Limit Line (dBuV/m)	Over Limit (dB)	APos (cm)	TPos (deg)	Remark	Pol/Phase	Note
1	5065.00	56.16	13.56	42.60	74.00	-17.84	165	100	Peak	Horizontal	
2	5200.00	112.96	69.92	43.04	74.00	38.96	165	100	Peak	Horizontal	*
3	5457.50	56.38	13.12	43.26	74.00	-17.62	165	100	Peak	Horizontal	



TUV Rheinland Taiwan Ltd.
No. 458-18, Sec 2, Fenliao, Linkou Dist., New Taipei City 244, Taiwan(R.O.C.)
Tel: +886-2172-1000 Fax: +886-2172-1322



Peak	Freq (MHz)	Level (dBuV/m)	Read Level (dBuV)	Factor (dB/m)	Limit Line (dBuV/m)	Over Limit (dB)	APos (cm)	TPos (deg)	Remark	Pol/Phase	Note
1	5039.50	55.71	13.13	42.58	74.00	-18.29	311	155	Peak	Vertical	
2	5200.00	112.27	69.23	43.04	74.00	38.27	311	155	Peak	Vertical	*
3	5427.50	56.21	12.98	43.23	74.00	-17.79	311	155	Peak	Vertical	

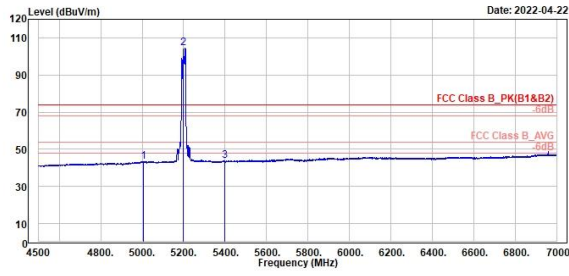
802.11ac VHT20

CH 40 (Horizontal) Average

CH 40 (Vertical) Average



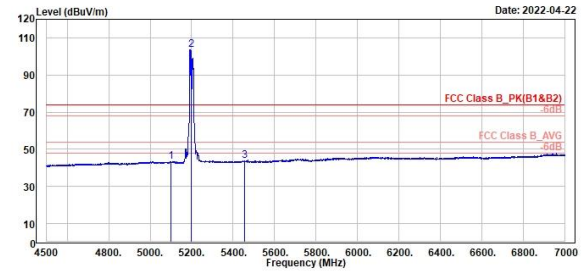
TÜV Rheinland Taiwan Ltd.
No. 458-18, Sec 2, Fenliao, Linkou Dist., New Taipei City 244, Taiwan(R.O.C.)
Tel: +886-2172-1000 Fax: +886-2172-1322



1	2	3
5085.50	5200.00	5399.50
43.51	104.39	43.95
1.03	61.25	0.74
42.48	43.04	43.21
54.00	54.00	54.00
-10.49	50.30	-10.05
165	165	165
100	100	100
Average	Average	Average
Horizontal	Horizontal	Horizontal



TÜV Rheinland Taiwan Ltd.
No. 458-18, Sec 2, Fenliao, Linkou Dist., New Taipei City 244, Taiwan(R.O.C.)
Tel: +886-2172-1000 Fax: +886-2172-1322



1	2	3
5100.00	5200.00	5456.50
43.25	103.95	43.86
0.70	60.51	0.60
42.55	43.04	43.26
54.00	54.00	54.00
-10.75	49.55	-10.14
311	311	311
155	155	155
Average	Average	Average
Vertical	Vertical	Vertical

802.11ac VHT20

CH 48 (Horizontal) Peak

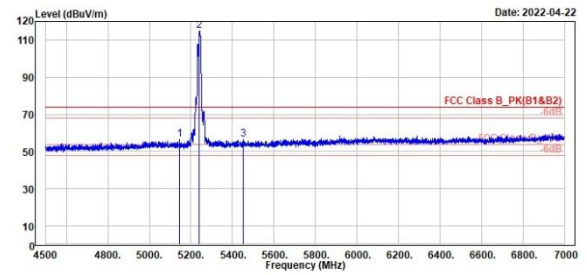
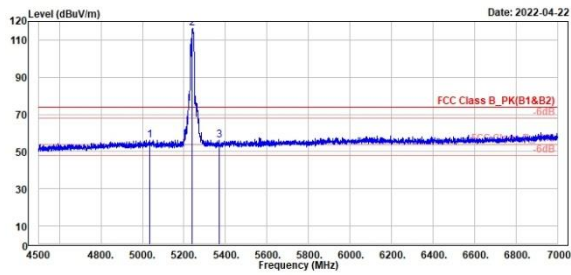
CH 48 (Vertical) Peak



TÜV Rheinland Taiwan Ltd.
No. 438-18, Sec. 2, Fenliao, Linkou Dist., New Taipei City 244, Taiwan(R.O.C.)
Tel: +886-2172-1000 Fax: +886-2172-1322



TÜV Rheinland Taiwan Ltd.
No. 438-18, Sec. 2, Fenliao, Linkou Dist., New Taipei City 244, Taiwan(R.O.C.)
Tel: +886-2172-1000 Fax: +886-2172-1322



Peak	Freq (MHz)	Level (dBuV/m)	Read Level (dBuV)	Factor (dB/m)	Limit Line (dBuV/m)	Over Limit (dB)	APos (cm)	TPos (deg)	Remark	Pol/Phase	Note
1	5035.50	56.28	13.71	42.57	74.00	-17.72	311	136	Peak	Horizontal	
2 *	5240.00	116.54	73.55	42.99	74.00	42.54	311	136	Peak	Horizontal	
3	5370.50	56.16	13.10	43.06	74.00	-17.84	311	136	Peak	Horizontal	

Peak	Freq (MHz)	Level (dBuV/m)	Read Level (dBuV)	Factor (dB/m)	Limit Line (dBuV/m)	Over Limit (dB)	APos (cm)	TPos (deg)	Remark	Pol/Phase	Note
1	5144.00	56.39	13.54	42.85	74.00	-17.61	162	156	Peak	Vertical	
2 *	5240.00	114.86	71.87	42.99	74.00	40.86	162	156	Peak	Vertical	
3	5453.50	56.56	13.30	43.26	74.00	-17.44	162	156	Peak	Vertical	

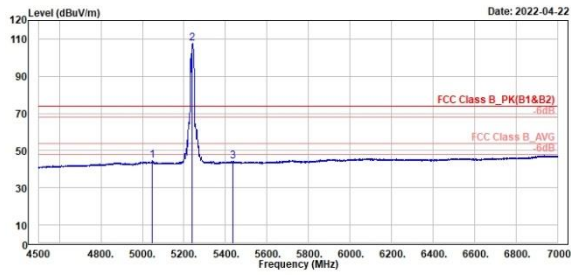
802.11ac VHT20

CH 48 (Horizontal) Average

CH 48 (Vertical) Average



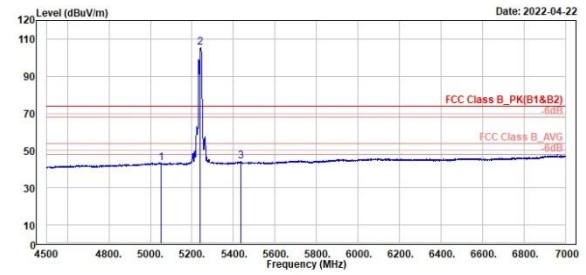
TÜV Rheinland Taiwan Ltd.
No. 438-18, Sec. 2, Penfiao, Linkou Dist., New Taipei City 244, Taiwan(R.O.C.)
Tel: +886-2172-1000 Fax: +886-2172-1322



1	2	3
5048.00	5248.00	5435.50
44.58	107.58	44.44
1.97	64.59	1.20
42.61	42.99	43.24
54.00	54.00	54.00
-9.42	53.58	-9.56
311	311	311
136	136	136
Average	Average	Average
Horizontal	Horizontal	Horizontal



TÜV Rheinland Taiwan Ltd.
No. 438-18, Sec. 2, Penfiao, Linkou Dist., New Taipei City 244, Taiwan(R.O.C.)
Tel: +886-2172-1000 Fax: +886-2172-1322



1	2	3
5048.00	5248.00	5435.50
43.39	105.17	44.29
0.78	62.18	1.05
42.61	42.99	43.24
54.00	54.00	54.00
-10.61	51.17	-9.71
162	162	162
156	156	156
Average	Average	Average
Vertical	Vertical	Vertical

802.11ac VHT40

CH 38 (Horizontal) Peak

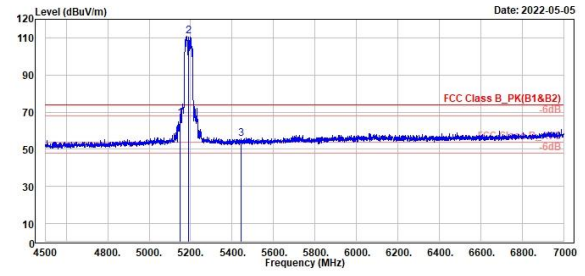
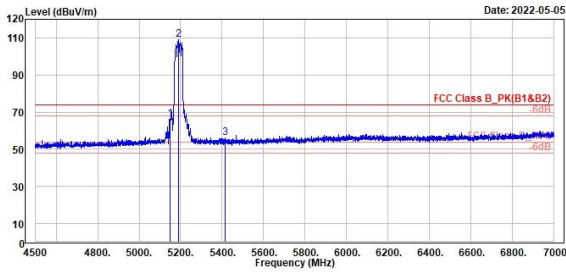
CH 38 (Vertical) Peak



TUV Rheinland Taiwan Ltd.
No. 458-18, Sec 2, Fenliao, Linkou Dist., New Taipei City 244, Taiwan(R.O.C.)
Tel: +886-2172-1000 Fax: +886-2172-1322



TUV Rheinland Taiwan Ltd.
No. 458-18, Sec 2, Fenliao, Linkou Dist., New Taipei City 244, Taiwan(R.O.C.)
Tel: +886-2172-1000 Fax: +886-2172-1322

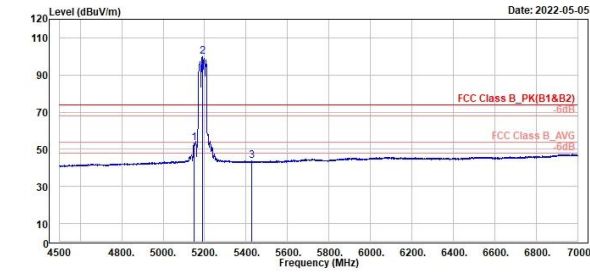


1	2	3							
Freq	Level	Read	Limit	Over	APos	TPos	Remark	Pol/Phase	Note
MHz	dBuV/m	dBuV	dB/m	dBuV/m	dB	cm	deg		
5149.00	66.06	23.17	42.89	74.00	-7.94	274	71	Peak	Horizontal
5198.00	109.05	66.04	43.01	74.00	35.05	274	71	Peak	Horizontal
5416.50	55.94	12.72	43.22	74.00	-18.06	274	71	Peak	Horizontal

1	2	3							
Freq	Level	Read	Limit	Over	APos	TPos	Remark	Pol/Phase	Note
MHz	dBuV/m	dBuV	dB/m	dBuV/m	dB	cm	deg		
5150.00	66.46	23.56	42.90	74.00	-7.54	284	360	Peak	Vertical
5198.00	110.09	67.08	43.01	74.00	36.09	284	360	Peak	Vertical
5444.50	55.58	12.33	43.25	74.00	-18.42	284	360	Peak	Vertical

802.11ac VHT40
CH 38 (Horizontal) Average
CH 38 (Vertical) Average

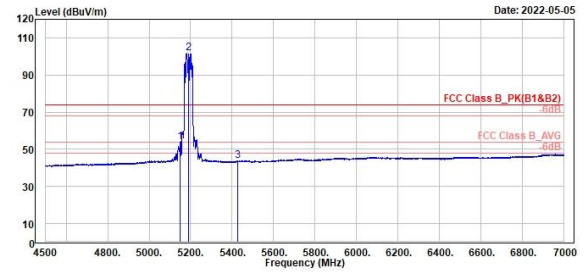

TÜV Rheinland Taiwan Ltd.
 No. 458-18, Sec 2, Fenliao, Linkou Dist., New Taipei City 244, Taiwan(R.O.C.)
 Tel: +886-2172-1000 Fax: +886-2172-1322



Read	Level	Factor	Limit	Over	APos	TPos	Remark	Pol/Phase	Note
MHz	dBuV/m	dBuV	dB/m	dBuV/m	dB	cm	deg		
1	5149.00	53.18	10.29	42.89	54.00	-0.82	274	71	Average Horizontal
2	5198.00	100.14	57.13	43.01	54.00	46.14	274	71	Average Horizontal
3	5426.50	43.62	0.39	43.23	54.00	-10.38	274	71	Average Horizontal



TÜV Rheinland Taiwan Ltd.
 No. 458-18, Sec 2, Fenliao, Linkou Dist., New Taipei City 244, Taiwan(R.O.C.)
 Tel: +886-2172-1000 Fax: +886-2172-1322



Read	Level	Factor	Limit	Over	APos	TPos	Remark	Pol/Phase	Note
MHz	dBuV/m	dBuV	dB/m	dBuV/m	dB	cm	deg		
1	5158.00	53.89	10.99	42.90	54.00	-0.11	284	360	Average Vertical
2	5198.00	101.93	58.92	43.01	54.00	47.93	284	360	Average Vertical
3	5427.00	43.78	0.55	43.23	54.00	-10.22	284	360	Average Vertical

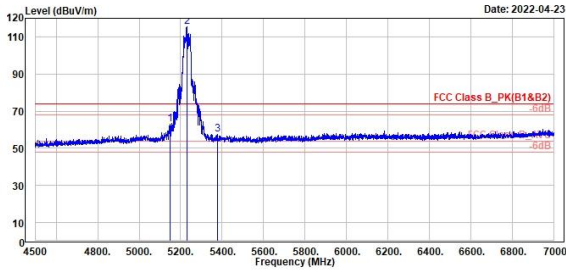
802.11ac VHT40

CH 46 (Horizontal) Peak

CH 46 (Vertical) Peak



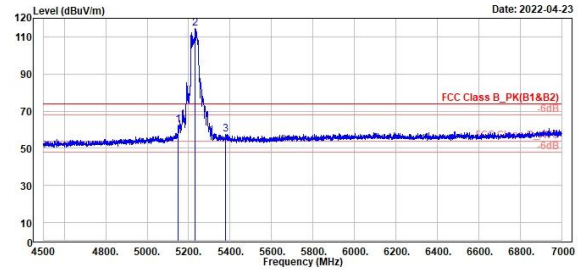
TUV Rheinland Taiwan Ltd.
No. 458-18, Sec 2, Fenliiao, Linkou Dist., New Taipei City 244, Taiwan(R.O.C.)
Tel: +886-2172-1000 Fax: +886-2172-1322



Peak	Freq (MHz)	Level (dBuV/m)	Read Level (dBuV)	Factor (dB/m)	Limit Line (dBuV/m)	Over Limit (dB)	APos (cm)	TPos (deg)	Remark	Pol/Phase	Note
1	5148.58	62.93	26.04	42.89	74.00	-11.07	298	130	Peak	Horizontal	
2	5239.00	115.23	72.22	43.01	74.00	41.23	298	130	Peak	Horizontal	
3	5377.00	57.30	14.20	43.10	74.00	-16.70	298	130	Peak	Horizontal	



TUV Rheinland Taiwan Ltd.
No. 458-18, Sec 2, Fenliiao, Linkou Dist., New Taipei City 244, Taiwan(R.O.C.)
Tel: +886-2172-1000 Fax: +886-2172-1322



Peak	Freq (MHz)	Level (dBuV/m)	Read Level (dBuV)	Factor (dB/m)	Limit Line (dBuV/m)	Over Limit (dB)	APos (cm)	TPos (deg)	Remark	Pol/Phase	Note
1	5158.00	62.68	19.78	42.90	74.00	-11.32	346	200	Peak	Vertical	
2	5239.00	114.64	71.63	43.01	74.00	40.64	346	200	Peak	Vertical	
3	5379.00	57.69	14.58	43.11	74.00	-16.31	346	200	Peak	Vertical	

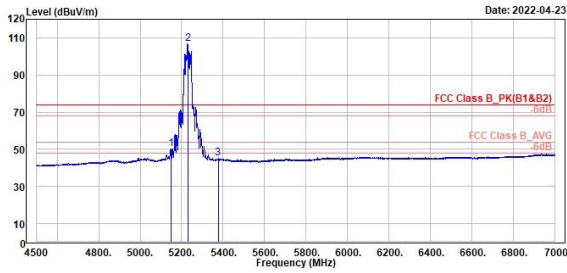
802.11ac VHT40

CH 46 (Horizontal) Average

CH 46 (Vertical) Average



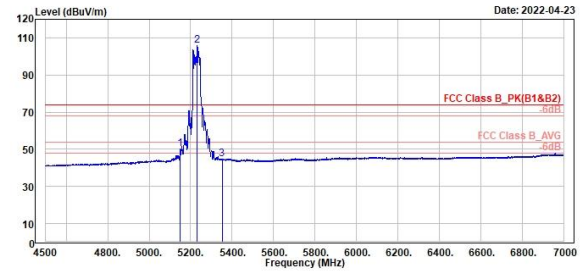
TUV Rheinland Taiwan Ltd.
No. 458-18, Sec 2, Fenliao, Linkou Dist., New Taipei City 244, Taiwan(R.O.C.)
Tel: +886-2172-1000 Fax: +886-2172-1322



1	2	3	Read Level	Factor	Limit Line	Over Limit	APos	TPos	Remark	Pol/Phase	Note
MHz	dBuV/m	dBuV	dB/m	dBuV/m	dB	cm	deg				
5147.58	49.96	7.08	42.88	54.00	-4.04	298	130	Average	Horizontal		
5230.00	105.62	63.61	43.01	54.00	52.62	298	130	Average	Horizontal		
5376.00	45.08	1.99	43.09	54.00	-8.92	298	130	Average	Horizontal		



TUV Rheinland Taiwan Ltd.
No. 458-18, Sec 2, Fenliao, Linkou Dist., New Taipei City 244, Taiwan(R.O.C.)
Tel: +886-2172-1000 Fax: +886-2172-1322



1	2	3	Read Level	Factor	Limit Line	Over Limit	APos	TPos	Remark	Pol/Phase	Note
MHz	dBuV/m	dBuV	dB/m	dBuV/m	dB	cm	deg				
5150.00	50.01	7.11	42.90	54.00	-3.99	346	200	Average	Vertical		
5230.00	105.66	62.65	43.01	54.00	51.66	346	200	Average	Vertical		
5351.50	44.84	1.86	42.98	54.00	-9.16	346	200	Average	Vertical		

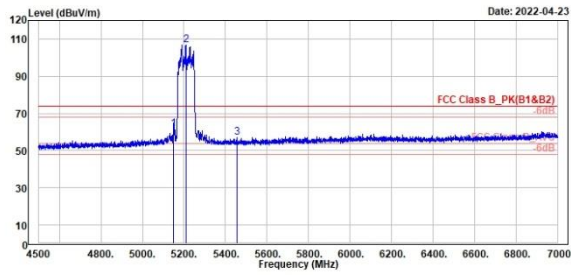
802.11ac VHT80

CH 42 (Horizontal) Peak

CH 42 (Vertical) Peak



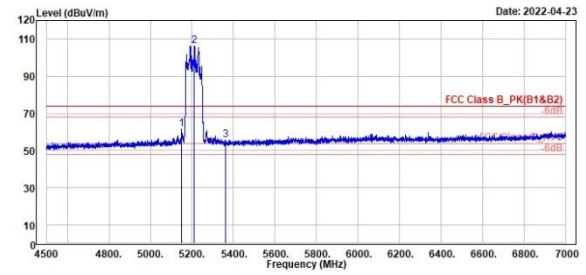
TÜV Rheinland Taiwan Ltd.
No. 438-18, Sec. 2, Fenfiao, Linkou Dist., New Taipei City 244, Taiwan(R.O.C.)
Tel: +886-2172-1000 Fax: +886-2172-1322



Peak	Freq (MHz)	Level (dBuV/m)	Read Level (dBuV)	Factor (dB/m)	Limit (dBuV/m)	Over (dB)	APos (cm)	TPos (deg)	Remark	Pol/Phase	Note
1	5150.00	61.38	18.48	42.90	74.00	-12.62	164	97	Peak	Horizontal	
2 *	5218.00	106.99	63.96	43.03	74.00	32.99	164	97	Peak	Horizontal	
3	5455.50	56.87	13.61	43.26	74.00	-17.13	164	97	Peak	Horizontal	



TÜV Rheinland Taiwan Ltd.
No. 438-18, Sec. 2, Fenfiao, Linkou Dist., New Taipei City 244, Taiwan(R.O.C.)
Tel: +886-2172-1000 Fax: +886-2172-1322



Peak	Freq (MHz)	Level (dBuV/m)	Read Level (dBuV)	Factor (dB/m)	Limit (dBuV/m)	Over (dB)	APos (cm)	TPos (deg)	Remark	Pol/Phase	Note
1	5149.00	61.45	18.56	42.89	74.00	-12.55	296	156	Peak	Vertical	
2 *	5218.00	106.41	63.38	43.03	74.00	32.41	296	156	Peak	Vertical	
3	5361.00	55.67	12.65	43.02	74.00	-18.33	296	156	Peak	Vertical	

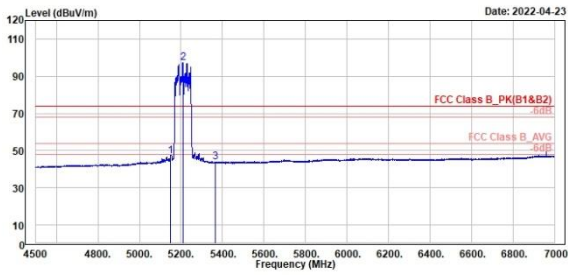
802.11ac VHT80

CH 42 (Horizontal) Average

CH 42 (Vertical) Average



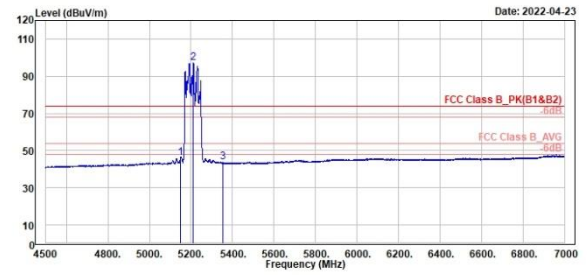
TÜV Rheinland Taiwan Ltd.
No. 438-18, Sec 2, Penfiao, Linkou Dist., New Taipei City 244, Taiwan(R.O.C.)
Tel: +886-2172-1000 Fax: +886-2172-1322



1	2	3	Read Level	Read Level Factor	Limit Line	Over Limit	APos	TPos	Remark	Pol/Phase	Note
MHz	dBuV/m	dBuV	dB/m	dBuV/m	dB	cm	deg				
5149.50	47.21	4.31	42.90	54.00	-6.79	164	97	Average	Horizontal		
5218.00	97.14	54.11	43.03	54.00	43.14	164	97	Average	Horizontal		
5365.50	44.02	0.98	43.04	54.00	-9.98	164	97	Average	Horizontal		



TÜV Rheinland Taiwan Ltd.
No. 438-18, Sec 2, Penfiao, Linkou Dist., New Taipei City 244, Taiwan(R.O.C.)
Tel: +886-2172-1000 Fax: +886-2172-1322



1	2	3	Read Level	Read Level Factor	Limit Line	Over Limit	APos	TPos	Remark	Pol/Phase	Note
MHz	dBuV/m	dBuV	dB/m	dBuV/m	dB	cm	deg				
5149.00	45.92	3.03	42.89	54.00	-8.08	296	156	Average	Vertical		
5218.00	97.32	54.29	43.03	54.00	43.32	296	156	Average	Vertical		
5353.00	43.58	0.60	42.98	54.00	-10.42	296	156	Average	Vertical		

802.11ax HE20

CH 36 (Horizontal) Peak

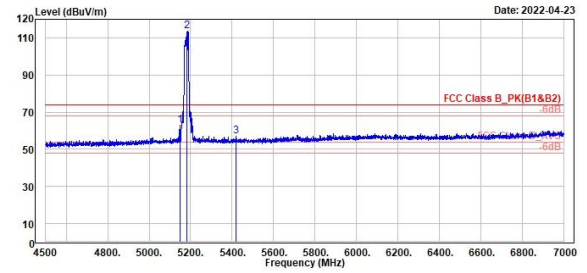
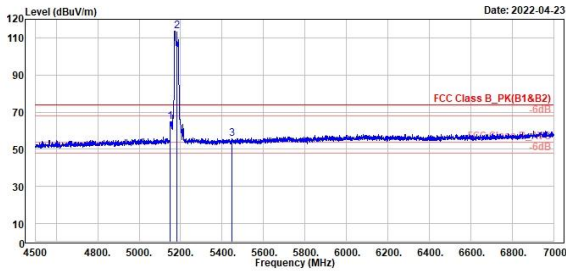
CH 36 (Vertical) Peak



TUV Rheinland Taiwan Ltd.
No. 458-18, Sec 2, Fenliao, Linkou Dist., New Taipei City 244, Taiwan(R.O.C.)
Tel: +886-2172-1000 Fax: +886-2172-1322



TUV Rheinland Taiwan Ltd.
No. 458-18, Sec 2, Fenliao, Linkou Dist., New Taipei City 244, Taiwan(R.O.C.)
Tel: +886-2172-1000 Fax: +886-2172-1322



Peak	Freq	Level	Read	Factor	Limit	Over	APos	TPos	Remark	Pol/Phase	Note
	MHz	dBuV/m	dBuV	dB/m	dBuV/m	dB	cm	deg			
1	5150.00	64.81	21.91	42.90	74.00	-9.19	107	105	Peak	Horizontal	
2 *	5180.00	113.62	70.64	42.98	74.00	39.62	107	105	Peak	Horizontal	
3	5449.50	55.89	12.64	43.25	74.00	-18.11	107	105	Peak	Horizontal	

Peak	Freq	Level	Read	Factor	Limit	Over	APos	TPos	Remark	Pol/Phase	Note
	MHz	dBuV/m	dBuV	dB/m	dBuV/m	dB	cm	deg			
1	5148.00	62.81	19.92	42.89	74.00	-11.19	166	174	Peak	Vertical	
2 *	5180.00	113.57	70.59	42.98	74.00	39.57	166	174	Peak	Vertical	
3	5419.50	56.96	13.73	43.23	74.00	-17.04	166	174	Peak	Vertical	

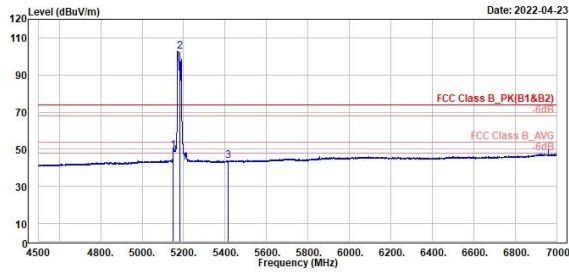
802.11ax HE20

CH 36 (Horizontal) Average

CH 36 (Vertical) Average



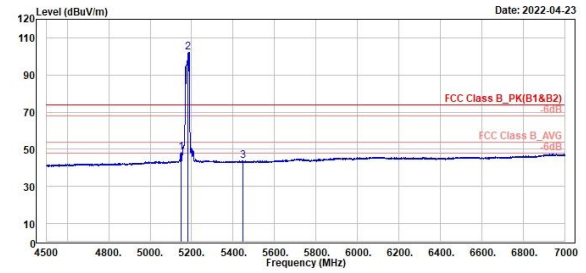
TUV Rheinland Taiwan Ltd.
No. 458-18, Sec 2, Fenliao, Linkou Dist., New Taipei City 244, Taiwan(R.O.C.)
Tel: +886-2172-1000 Fax: +886-2172-1322



1	2	3	Read Level	Level Factor	Limit Line	Over Limit	APos	TPos	Remark	Pol/Phase	Note
MHz	dBuV/m	dBuV	dB/m	dBuV/m	dB	cm	deg				
5150.00	49.42	6.52	42.90	54.00	-4.58	107	105	Average	Horizontal		
5180.00	102.52	59.04	42.98	54.00	48.52	107	105	Average	Horizontal		
5415.00	43.99	0.77	43.22	54.00	-10.01	107	105	Average	Horizontal		



TUV Rheinland Taiwan Ltd.
No. 458-18, Sec 2, Fenliao, Linkou Dist., New Taipei City 244, Taiwan(R.O.C.)
Tel: +886-2172-1000 Fax: +886-2172-1322



1	2	3	Read Level	Level Factor	Limit Line	Over Limit	APos	TPos	Remark	Pol/Phase	Note
MHz	dBuV/m	dBuV	dB/m	dBuV/m	dB	cm	deg				
5148.50	48.51	5.62	42.89	54.00	-5.49	166	174	Average	Vertical		
5180.00	102.00	59.10	42.98	54.00	48.00	166	174	Average	Vertical		
5449.00	43.79	0.54	43.25	54.00	-10.21	166	174	Average	Vertical		

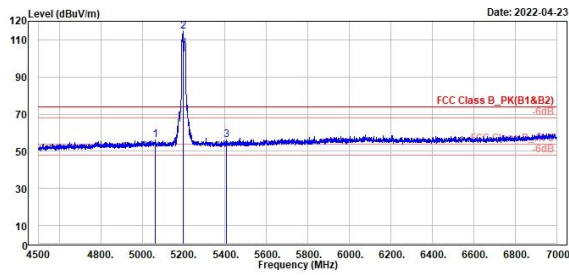
802.11ax HE20

CH 40 (Horizontal) Peak

CH 40 (Vertical) Peak



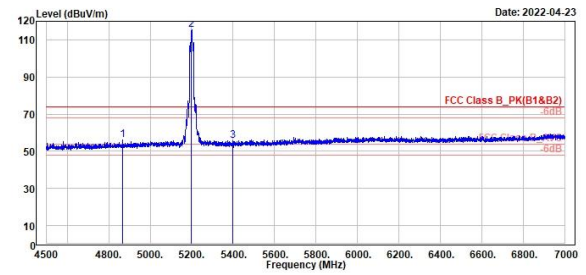
TUV Rheinland Taiwan Ltd.
No. 458-18, Sec 2, Fenliao, Linkou Dist., New Taipei City 244, Taiwan(R.O.C.)
Tel: +886-2172-1000 Fax: +886-2172-1322



Peak	Freq (MHz)	Level (dBuV/m)	Read Level (dBuV)	Factor (dB/m)	Limit Line (dBuV/m)	Over Limit (dB)	APos (cm)	TPos (deg)	Remark	Pol/Phase	Note
1	5065.00	56.24	13.64	42.60	74.00	-17.76	101	106	Peak	Horizontal	
2	5200.00	114.56	71.52	43.04	74.00	40.56	101	106	Peak	Horizontal	*
3	5406.00	56.24	13.02	43.22	74.00	-17.76	101	106	Peak	Horizontal	



TUV Rheinland Taiwan Ltd.
No. 458-18, Sec 2, Fenliao, Linkou Dist., New Taipei City 244, Taiwan(R.O.C.)
Tel: +886-2172-1000 Fax: +886-2172-1322



Peak	Freq (MHz)	Level (dBuV/m)	Read Level (dBuV)	Factor (dB/m)	Limit Line (dBuV/m)	Over Limit (dB)	APos (cm)	TPos (deg)	Remark	Pol/Phase	Note
1	4868.00	56.10	13.98	42.12	74.00	-17.90	136	172	Peak	Vertical	
2	5200.00	115.31	72.27	43.04	74.00	41.31	136	172	Peak	Vertical	*
3	5399.00	55.56	12.35	43.21	74.00	-18.44	136	172	Peak	Vertical	

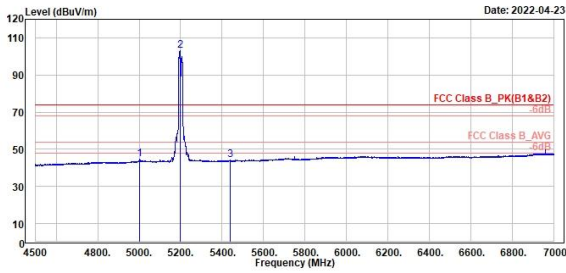
802.11ax HE20

CH 40 (Horizontal) Average

CH 40 (Vertical) Average



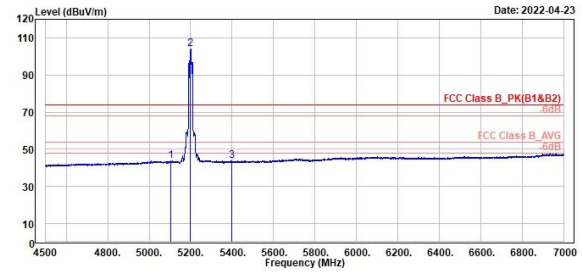
TÜV Rheinland Taiwan Ltd.
No. 458-18, Sec 2, Fenliao, Linkou Dist., New Taipei City 244, Taiwan(R.O.C.)
Tel: +886-2172-1000 Fax: +886-2172-1322



1	2	3	Read Level	Factor	Limit Line	Over Limit	APos	TPos	Remark	Pol/Phase	Note
MHz	dBuV/m	dBuV	dB/m	dBuV/m	dB	cm	deg				
5083.58	44.73	2.25	42.48	54.00	-9.27	181	106	Average	Horizontal		
5200.00	103.31	60.27	43.04	54.00	49.31	181	106	Average	Horizontal		
5438.00	44.09	0.85	43.24	54.00	-9.91	181	106	Average	Horizontal		



TÜV Rheinland Taiwan Ltd.
No. 458-18, Sec 2, Fenliao, Linkou Dist., New Taipei City 244, Taiwan(R.O.C.)
Tel: +886-2172-1000 Fax: +886-2172-1322



1	2	3	Read Level	Factor	Limit Line	Over Limit	APos	TPos	Remark	Pol/Phase	Note
MHz	dBuV/m	dBuV	dB/m	dBuV/m	dB	cm	deg				
5185.50	43.70	1.11	42.59	54.00	-10.30	136	172	Average	Vertical		
5200.00	104.25	61.21	43.04	54.00	50.25	136	172	Average	Vertical		
5398.50	43.71	0.51	43.20	54.00	-10.29	136	172	Average	Vertical		

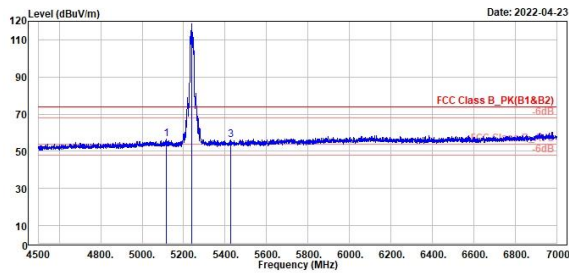
802.11ax HE20

CH 48 (Horizontal) Peak

CH 48 (Vertical) Peak



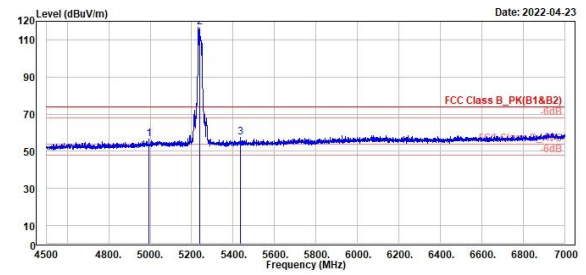
TUV Rheinland Taiwan Ltd.
No. 458-18, Sec 2, Fenliao, Linkou Dist., New Taipei City 244, Taiwan(R.O.C.)
Tel: +886-2172-1000 Fax: +886-2172-1322



Peak	Freq (MHz)	Level (dBuV/m)	Read Level (dBuV)	Factor (dB/m)	Limit Line (dBuV/m)	Over Limit (dB)	APos (cm)	TPos (deg)	Remark	Pol/Phase	Note
1	5117.58	56.51	13.84	42.67	74.00	-17.49	154	106	Peak	Horizontal	
2 *	5240.00	118.79	75.71	42.99	74.00	44.79	154	106	Peak	Horizontal	
3	5428.00	56.21	12.98	43.23	74.00	-17.79	154	106	Peak	Horizontal	



TUV Rheinland Taiwan Ltd.
No. 458-18, Sec 2, Fenliao, Linkou Dist., New Taipei City 244, Taiwan(R.O.C.)
Tel: +886-2172-1000 Fax: +886-2172-1322



Peak	Freq (MHz)	Level (dBuV/m)	Read Level (dBuV)	Factor (dB/m)	Limit Line (dBuV/m)	Over Limit (dB)	APos (cm)	TPos (deg)	Remark	Pol/Phase	Note
1	4992.50	56.41	13.96	42.45	74.00	-17.59	150	166	Peak	Vertical	
2 *	5240.00	116.85	73.86	42.99	74.00	42.85	150	166	Peak	Vertical	
3	5435.00	57.49	14.25	43.24	74.00	-16.51	150	166	Peak	Vertical	

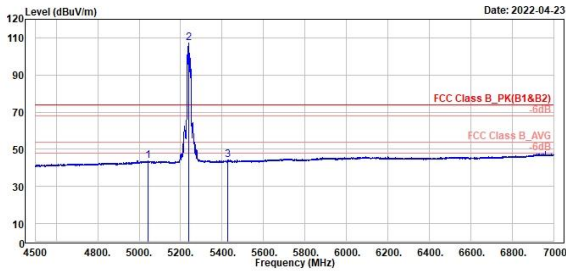
802.11ax HE20

CH 48 (Horizontal) Average

CH 48 (Vertical) Average



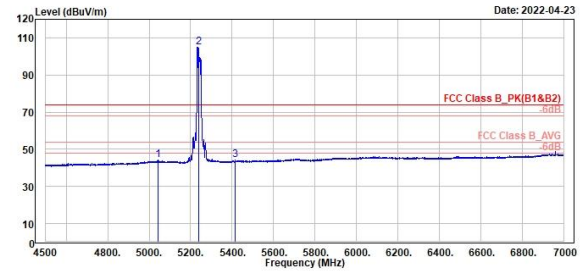
TUV Rheinland Taiwan Ltd.
No. 458-18, Sec 2, Fenliao, Linkou Dist., New Taipei City 244, Taiwan(R.O.C.)
Tel: +886-2172-1000 Fax: +886-2172-1322



1	2	3
5044.00	5240.00	5429.00
43.67	107.13	44.21
1.07	64.14	0.98
42.60	42.99	43.23
54.00	54.00	54.00
-10.33	53.13	-9.79
154	154	154
106	106	106
Average	Average	Average
Horizontal	Horizontal	Horizontal



TUV Rheinland Taiwan Ltd.
No. 458-18, Sec 2, Fenliao, Linkou Dist., New Taipei City 244, Taiwan(R.O.C.)
Tel: +886-2172-1000 Fax: +886-2172-1322



1	2	3
5041.50	5240.00	5414.50
44.15	104.91	44.09
1.56	61.92	0.87
42.59	42.99	43.22
54.00	54.00	54.00
-9.85	50.91	-9.91
150	150	150
166	166	166
Average	Average	Average
Vertical	Vertical	Vertical

802.11ax HE40

CH 38 (Horizontal) Peak

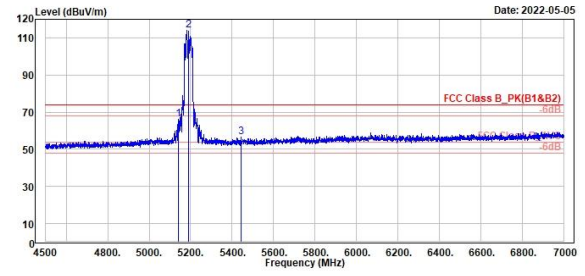
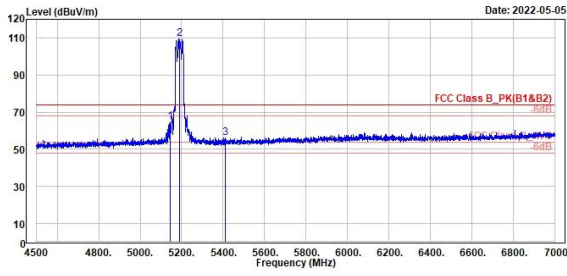
CH 38 (Vertical) Peak



TUV Rheinland Taiwan Ltd.
No. 458-18, Sec 2, Fenliao, Linkou Dist., New Taipei City 244, Taiwan(R.O.C.)
Tel: +886-2172-1000 Fax: +886-2172-1322



TUV Rheinland Taiwan Ltd.
No. 458-18, Sec 2, Fenliao, Linkou Dist., New Taipei City 244, Taiwan(R.O.C.)
Tel: +886-2172-1000 Fax: +886-2172-1322



Peak	Freq (MHz)	Level (dBuV/m)	Read Level (dBuV)	Factor (dB/m)	Limit Line (dBuV/m)	Over Limit (dB)	APos (cm)	TPos (deg)	Remark	Pol/Phase	Note
1	5145.00	64.63	21.77	42.86	74.00	-9.37	284	5	Peak	Horizontal	
2	5190.00	109.64	66.63	43.01	74.00	35.64	284	5	Peak	Horizontal	
3	5411.00	56.08	12.86	43.22	74.00	-17.92	284	5	Peak	Horizontal	

Peak	Freq (MHz)	Level (dBuV/m)	Read Level (dBuV)	Factor (dB/m)	Limit Line (dBuV/m)	Over Limit (dB)	APos (cm)	TPos (deg)	Remark	Pol/Phase	Note
1	5142.50	66.14	23.29	42.85	74.00	-7.86	273	2	Peak	Vertical	
2	5190.00	114.01	71.00	43.01	74.00	40.01	273	2	Peak	Vertical	
3	5444.50	56.39	13.14	43.25	74.00	-17.61	273	2	Peak	Vertical	

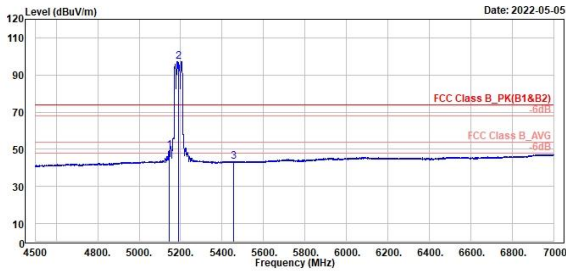
802.11ax HE40

CH 38 (Horizontal) Average

CH 38 (Vertical) Average



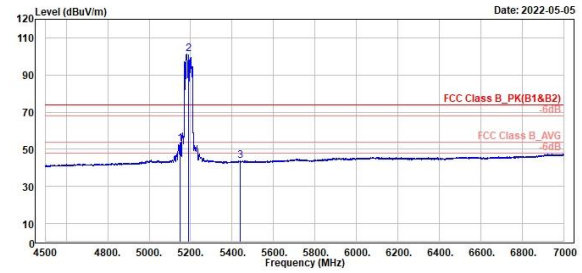
TUV Rheinland Taiwan Ltd.
No. 458-18, Sec 2, Fenliao, Linkou Dist., New Taipei City 244, Taiwan(R.O.C.)
Tel: +886-2172-1000 Fax: +886-2172-1322



1	2	3	Read Level	Level Factor	Limit Line	Over Limit	APos	TPos	Remark	Pol/Phase	Note
MHz	dBuV/m	dBuV	dB/m	dBuV/m	dB	cm	deg				
5144.58	49.36	6.50	42.86	54.00	-4.64	284		5	Average	Horizontal	
5198.00	97.37	54.36	43.01	54.00	43.37	284		5	Average	Horizontal	
5454.00	43.46	0.20	43.26	54.00	-10.54	284		5	Average	Horizontal	



TUV Rheinland Taiwan Ltd.
No. 458-18, Sec 2, Fenliao, Linkou Dist., New Taipei City 244, Taiwan(R.O.C.)
Tel: +886-2172-1000 Fax: +886-2172-1322



1	2	3	Read Level	Level Factor	Limit Line	Over Limit	APos	TPos	Remark	Pol/Phase	Note
MHz	dBuV/m	dBuV	dB/m	dBuV/m	dB	cm	deg				
5158.00	52.73	9.83	42.90	54.00	-1.27	273		2	Average	Vertical	
5198.00	101.23	55.22	43.01	54.00	47.23	273		2	Average	Vertical	
5439.00	43.67	0.43	43.24	54.00	-10.33	273		2	Average	Vertical	

802.11ax HE40

CH 46 (Horizontal) Peak

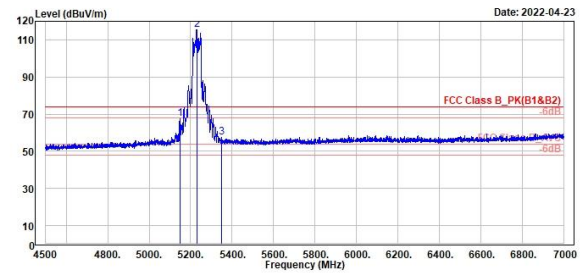
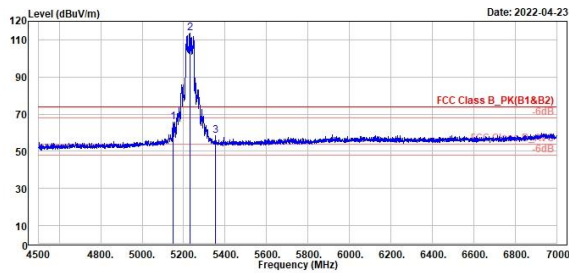
CH 46 (Vertical) Peak



TUV Rheinland Taiwan Ltd.
No. 458-18, Sec 2, Fenliao, Linkou Dist., New Taipei City 244, Taiwan(R.O.C.)
Tel: +886-2172-1000 Fax: +886-2172-1322



TUV Rheinland Taiwan Ltd.
No. 458-18, Sec 2, Fenliao, Linkou Dist., New Taipei City 244, Taiwan(R.O.C.)
Tel: +886-2172-1000 Fax: +886-2172-1322



Peak	Freq (MHz)	Level (dBuV/m)	Read Level (dBuV)	Factor (dB/m)	Limit Line (dBuV/m)	Over Limit (dB)	APos (cm)	TPos (deg)	Remark	Pol/Phase	Note
1	5148.58	65.71	22.82	42.89	74.00	-8.29	175	138	Peak	Horizontal	
2	5238.00	113.52	78.51	43.01	74.00	39.52	175	138	Peak	Horizontal	
3	5352.00	58.28	15.30	42.98	74.00	-15.72	175	138	Peak	Horizontal	

Peak	Freq (MHz)	Level (dBuV/m)	Read Level (dBuV)	Factor (dB/m)	Limit Line (dBuV/m)	Over Limit (dB)	APos (cm)	TPos (deg)	Remark	Pol/Phase	Note
1	5149.00	67.39	24.58	42.89	74.00	-6.61	298	190	Peak	Vertical	
2	5238.00	115.39	72.38	43.01	74.00	41.39	298	190	Peak	Vertical	
3	5358.00	57.78	14.73	42.97	74.00	-16.30	298	190	Peak	Vertical	

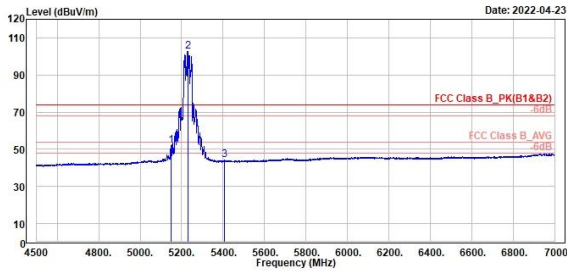
802.11ax HE40

CH 46 (Horizontal) Average

CH 46 (Vertical) Average



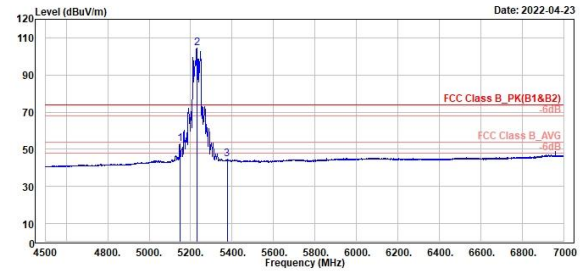
TUV Rheinland Taiwan Ltd.
No. 458-18, Sec 2, Fenliao, Linkou Dist., New Taipei City 244, Taiwan(R.O.C.)
Tel: +886-2172-1000 Fax: +886-2172-1322



1	2	3	Read Level	Level Factor	Limit Line	Over Limit	APos	TPos	Remark	Pol/Phase	Note
1	2	3	MHz	dBuV/m	dBuV	dB/m	dBuV/m	dB	cm	deg	
1	1	1	5149.58	51.83	8.93	42.90	54.00	-2.17	175	138	Average Horizontal
2	2	2	5238.00	102.56	59.55	43.01	54.00	48.56	175	138	Average Horizontal
3	3	3	5407.50	44.04	0.82	43.22	54.00	-9.96	175	138	Average Horizontal



TUV Rheinland Taiwan Ltd.
No. 458-18, Sec 2, Fenliao, Linkou Dist., New Taipei City 244, Taiwan(R.O.C.)
Tel: +886-2172-1000 Fax: +886-2172-1322



1	2	3	Read Level	Level Factor	Limit Line	Over Limit	APos	TPos	Remark	Pol/Phase	Note
1	2	3	MHz	dBuV/m	dBuV	dB/m	dBuV/m	dB	cm	deg	
1	1	1	5149.58	52.99	10.10	42.89	54.00	-1.01	298	190	Average Vertical
2	2	2	5238.00	104.28	61.27	43.01	54.00	50.28	298	190	Average Vertical
3	3	3	5376.00	44.67	1.58	43.09	54.00	-9.33	298	190	Average Vertical

802.11ax HE80

CH 42 (Horizontal) Peak

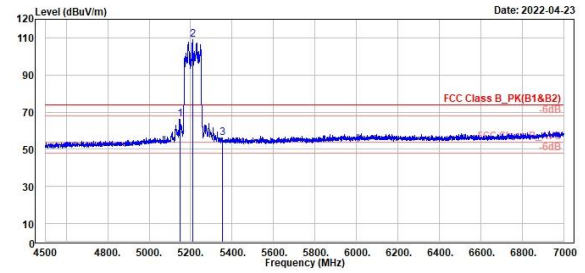
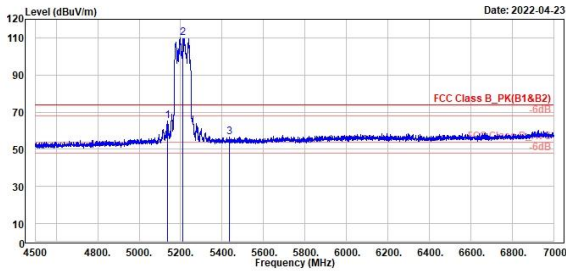
CH 42 (Vertical) Peak



TUV Rheinland Taiwan Ltd.
No. 458-18, Sec 2, Fenliao, Linkou Dist., New Taipei City 244, Taiwan(R.O.C.)
Tel: +886-2172-1000 Fax: +886-2172-1322



TUV Rheinland Taiwan Ltd.
No. 458-18, Sec 2, Fenliao, Linkou Dist., New Taipei City 244, Taiwan(R.O.C.)
Tel: +886-2172-1000 Fax: +886-2172-1322



Peak	Freq (MHz)	Level (dBuV/m)	Read Level (dBuV)	Factor (dB/m)	Limit Line (dBuV/m)	Over Limit (dB)	APos (cm)	TPos (deg)	Remark	Pol/Phase	Note
1	5137.50	65.07	22.26	42.81	74.00	-8.93	192	215	Peak	Horizontal	
2	5218.00	119.04	67.01	43.03	74.00	36.04	192	215	Peak	Horizontal	
3	5435.50	56.37	13.13	43.24	74.00	-17.63	192	215	Peak	Horizontal	

Peak	Freq (MHz)	Level (dBuV/m)	Read Level (dBuV)	Factor (dB/m)	Limit Line (dBuV/m)	Over Limit (dB)	APos (cm)	TPos (deg)	Remark	Pol/Phase	Note
1	5147.50	66.38	23.58	42.88	74.00	-7.62	283	189	Peak	Vertical	
2	5218.00	100.90	65.67	43.03	74.00	34.90	283	189	Peak	Vertical	
3	5354.50	56.28	13.29	42.99	74.00	-17.72	283	189	Peak	Vertical	

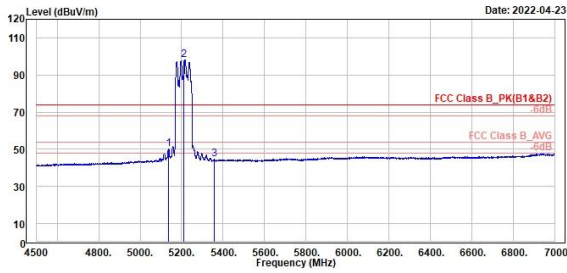
802.11ax HE80

CH 42 (Horizontal) Average

CH 42 (Vertical) Average



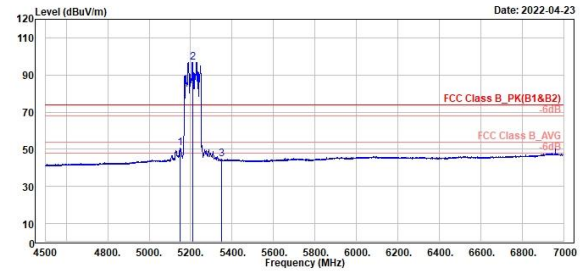
TUV Rheinland Taiwan Ltd.
No. 458-18, Sec 2, Fenliao, Linkou Dist., New Taipei City 244, Taiwan(R.O.C.)
Tel: +886-2172-1000 Fax: +886-2172-1322



Read	Level	Factor	Limit	Over	APos	TPos	Remark	Pol/Phase	Note
MHz	dBuV/m	dBuV	dB/m	dBuV/m	dB	cm	deg		
1	5137.50	50.39	7.58	42.81	54.00	-3.61	192	215 Average	Horizontal
2	5218.00	98.17	55.14	43.03	54.00	44.17	192	215 Average	Horizontal
3	5358.50	44.66	1.66	43.00	54.00	-9.34	192	215 Average	Horizontal



TUV Rheinland Taiwan Ltd.
No. 458-18, Sec 2, Fenliao, Linkou Dist., New Taipei City 244, Taiwan(R.O.C.)
Tel: +886-2172-1000 Fax: +886-2172-1322



Read	Level	Factor	Limit	Over	APos	TPos	Remark	Pol/Phase	Note
MHz	dBuV/m	dBuV	dB/m	dBuV/m	dB	cm	deg		
1	5148.50	50.65	7.76	42.89	54.00	-3.35	283	189 Average	Vertical
2	5218.00	96.00	53.05	43.03	54.00	42.00	283	189 Average	Vertical
3	5358.00	44.57	1.60	42.97	54.00	-9.43	283	189 Average	Vertical

Mask, 4.5GHz ~ 7GHz
U-NII-3

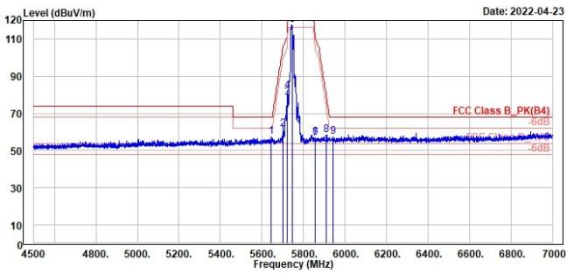
802.11a

CH 149 (Horizontal) Peak

CH 149 (Vertical) Peak



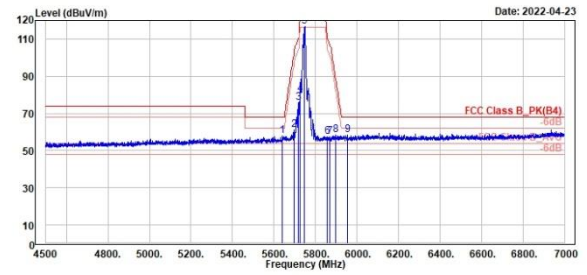
TÜV Rheinland Taiwan Ltd.
No. 438-18, Sec. 2, Penfiao, Linkou Dist., New Taipei City 244, Taiwan(R.O.C.)
Tel: +886-2172-1000 Fax: +886-2172-1322



	Read	Limit	Over	Apos	TPos	Remark	Pol/Phase	Note
MHz	dBuV/m	dBuV	dB/m	dBuV/m	dB	cm	deg	
1	5643.50	57.57	14.15	43.42	68.20	-10.63	324	237 Peak Horizontal
2	5700.00	61.55	17.89	43.66	105.20	-43.65	324	237 Peak Horizontal
3	5720.00	78.29	34.61	43.68	110.80	-32.51	324	237 Peak Horizontal
4	5722.50	82.27	38.59	43.68	116.50	-34.23	324	237 Peak Horizontal
5	5745.00	117.72	74.02	43.70	122.20	-4.48	324	237 Peak Horizontal
6	5854.50	57.22	13.21	44.01	111.94	-54.72	324	237 Peak Horizontal
7	5855.50	56.70	12.69	44.01	110.66	-53.96	324	237 Peak Horizontal
8	5911.00	58.47	14.31	44.16	78.53	-20.06	324	237 Peak Horizontal
9	5943.50	57.42	13.16	44.26	68.20	-10.78	324	237 Peak Horizontal



TÜV Rheinland Taiwan Ltd.
No. 438-18, Sec. 2, Penfiao, Linkou Dist., New Taipei City 244, Taiwan(R.O.C.)
Tel: +886-2172-1000 Fax: +886-2172-1322



	Read	Limit	Over	Apos	TPos	Remark	Pol/Phase	Note
MHz	dBuV/m	dBuV	dB/m	dBuV/m	dB	cm	deg	
1	5639.50	58.01	14.60	43.41	68.20	-10.19	294	176 Peak Vertical
2	5696.50	61.08	17.43	43.65	102.62	-41.54	294	176 Peak Vertical
3	5716.50	75.52	31.84	43.68	109.82	-34.30	294	176 Peak Vertical
4	5725.00	80.41	36.72	43.69	122.20	-41.79	294	176 Peak Vertical
5	5745.00	116.07	73.17	43.70	122.20	-5.33	294	176 Peak Vertical
6	5854.50	57.50	13.57	44.01	111.94	-54.36	294	176 Peak Vertical
7	5869.50	57.51	13.46	44.05	106.74	-49.23	294	176 Peak Vertical
8	5895.50	58.21	14.09	44.12	89.99	-31.78	294	176 Peak Vertical
9	5953.50	58.42	14.12	44.30	68.20	-9.78	294	176 Peak Vertical