

TEST SETUP PHOTO

1. Photographs of test setup (Bluetooth)

1-1. Setup for Radiated Test : 30 ~ 1 000 MHz

[Front]



[Rear]




1-2. Setup for Radiated Test :Above 1 000 MHz

[Front]



[Rear]



1-3. Setup for Conducted Test : 0.15 ~ 30 MHz

[Front]




[Rear]




2. Photographs of test setup (WLAN 5745 ~5825 MHz)

2-1. Setup for Radiated Test : 30 ~ 1 000 MHz

[Front]



[Rear]




2-2. Setup for Radiated Test :Above 1 000 MHz

[Front]



[Rear]



2-3. Setup for Conducted Test : 0.15 ~ 30 MHz

[Front]



[Rear]



3. Photographs of test setup (WLAN 5180 ~5700 MHz)

3-1. Setup for Radiated Test : 30 ~ 1 000 MHz

[Front]



[Rear]




3-2. Setup for Radiated Test :Above 1 000 MHz

[Front]



[Rear]



3-3. Setup for Conducted Test : 0.15 ~ 30 MHz

[Front]



[Rear]

