

Test Setup Photo


Test Mode (Product used with PCB antenna)

Description: Front View Conducted Emission Test Setup



Test Mode (Product used with PCB antenna)

Description: Front View Conducted Emission Test Setup




Test Mode (Product used with Dipole antenna)

Description: Front View Conducted Emission Test Setup




Test Mode (Product used with Dipole antenna)


Description: Front View Conducted Emission Test Setup




Description: Radiated Emission Test Setup Below 1GHz
(Product used with PCB antenna)



Description: Radiated Emission Test Setup Above 1GHz
(Product used with PCB antenna)



Description: Radiated Emission Test Setup Below 1GHz
(Product used with Dipole antenna)



Description: Radiated Emission Test Setup Above 1GHz
(Product used with Dipole antenna)

