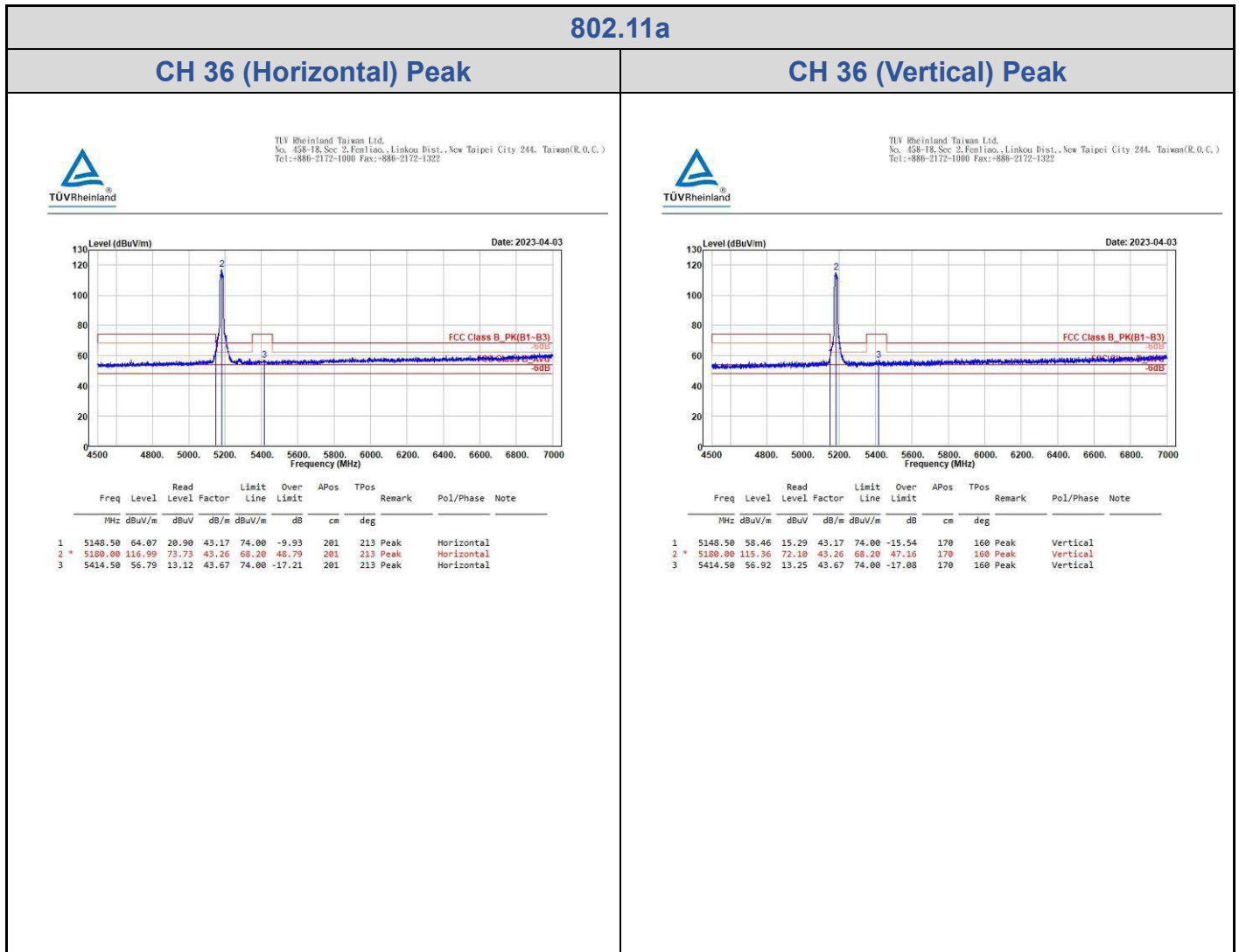


Appendix B: Test Results of Radiation Spurious Emissions & Conducted Emissions on a.c. mains port Test

Band Edges, 4.5GHz ~ 5.15GHz

U-NII-1



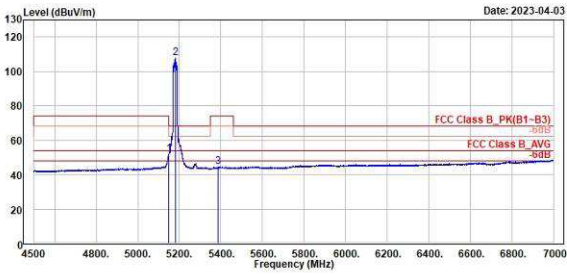
802.11a

CH 36 (Horizontal) Average

CH 36 (Vertical) Average



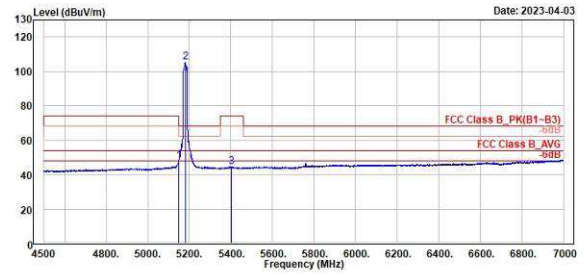
TUV Rheinland Taiwan Ltd.
No. 438-18, Sec. 2, Fenhiao, Linkou Dist., New Taipei City 244, Taiwan(R.O.C.)
Tel: +886-2172-1000 Fax: +886-2172-1322



Read	Limit	Over	APos	TPos	Remark	Pol/Phase	Note
Level	Line	Limit	cm	deg			
Factor	dB/m	dB					
dBuV	dBuV/m	dB	cm	deg			
1 5148.50	51.71	0.54	43.17	54.00	-2.29	201	213 Average Horizontal
2 * 5180.00	107.73	64.47	43.26	54.00	53.73	201	213 Average Horizontal
3 5386.50	44.34	0.74	43.60	54.00	-9.66	201	213 Average Horizontal



TUV Rheinland Taiwan Ltd.
No. 438-18, Sec. 2, Fenhiao, Linkou Dist., New Taipei City 244, Taiwan(R.O.C.)
Tel: +886-2172-1000 Fax: +886-2172-1322



Read	Limit	Over	APos	TPos	Remark	Pol/Phase	Note
Level	Line	Limit	cm	deg			
Factor	dB/m	dB					
dBuV	dBuV/m	dB	cm	deg			
1 5150.00	48.16	4.99	43.17	54.00	-5.04	170	160 Average Vertical
2 * 5180.00	105.14	61.88	43.26	54.00	51.14	170	160 Average Vertical
3 5404.50	44.56	0.82	43.74	54.00	-9.44	170	160 Average Vertical

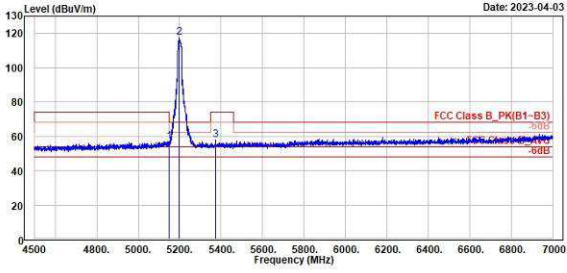
802.11a

CH 40 (Horizontal) Peak

CH 40 (Vertical) Peak



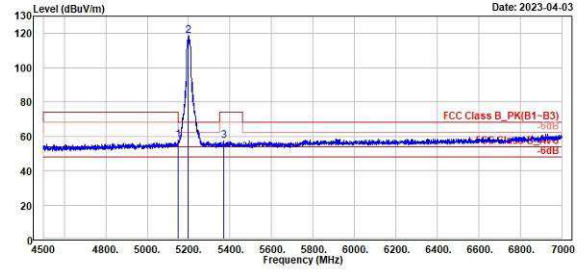
TUV Rheinland Taiwan Ltd.
No. 438-18, Sec 2, Fenliiao, Linkou Dist., New Taipei City 244, Taiwan(R.O.C.)
Tel: +886-2172-1000 Fax: +886-2172-1322



Peak	Freq (MHz)	Level (dBuV/m)	Read Level (dBuV)	Factor (dB/m)	Limit Line (dBuV/m)	Over Limit (dB)	APos (cm)	TPos (deg)	Remark	Pol/Phase	Note
1	5147.58	57.04	13.88	43.16	74.00	-16.96	180	10	Peak	Horizontal	
2	5280.00	127.42	74.11	43.31	68.20	49.22	180	10	Peak	Horizontal	
3	5373.00	57.78	14.35	43.43	74.00	-16.22	180	10	Peak	Horizontal	



TUV Rheinland Taiwan Ltd.
No. 438-18, Sec 2, Fenliiao, Linkou Dist., New Taipei City 244, Taiwan(R.O.C.)
Tel: +886-2172-1000 Fax: +886-2172-1322



Peak	Freq (MHz)	Level (dBuV/m)	Read Level (dBuV)	Factor (dB/m)	Limit Line (dBuV/m)	Over Limit (dB)	APos (cm)	TPos (deg)	Remark	Pol/Phase	Note
1	5150.00	57.99	14.82	43.17	68.20	-10.21	206	153	Peak	Vertical	
2	5280.00	126.55	75.24	43.31	68.20	50.35	206	153	Peak	Vertical	
3	5369.00	57.20	13.82	43.38	74.00	-16.80	206	153	Peak	Vertical	

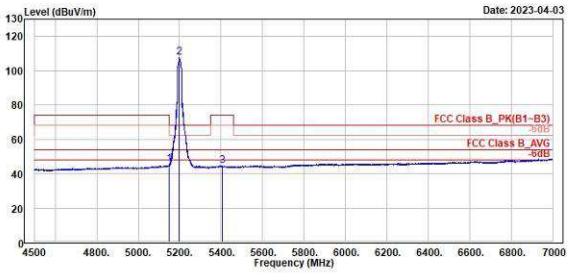
802.11a

CH 40 (Horizontal) Average

CH 40 (Vertical) Average



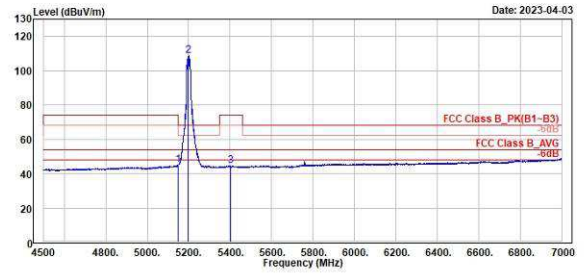
TUV Rheinland Taiwan Ltd.
No. 438-18, Sec 2, Fenliiao, Linkou Dist., New Taipei City 244, Taiwan(R.O.C.)
Tel: +886-2172-1000 Fax: +886-2172-1322



1	2	3							
Freq	Level	Read	Limit	Over	APos	TPos	Remark	Pol/Phase	Note
MHz	dBuV/m	dBuV	dB/m	dBuV/m	dB	cm	deg		
5148.50	45.33	2.16	43.17	54.00	-8.67	180	10 Average	Horizontal	
5200.00	107.54	64.23	43.31	54.00	53.54	180	10 Average	Horizontal	
5406.00	44.61	0.88	43.73	54.00	-9.39	180	10 Average	Horizontal	



TUV Rheinland Taiwan Ltd.
No. 438-18, Sec 2, Fenliiao, Linkou Dist., New Taipei City 244, Taiwan(R.O.C.)
Tel: +886-2172-1000 Fax: +886-2172-1322



1	2	3							
Freq	Level	Read	Limit	Over	APos	TPos	Remark	Pol/Phase	Note
MHz	dBuV/m	dBuV	dB/m	dBuV/m	dB	cm	deg		
5148.00	44.97	1.80	43.17	54.00	-9.03	206	153 Average	Vertical	
5200.00	108.04	65.63	43.31	54.00	54.04	206	153 Average	Vertical	
5402.50	44.53	0.77	43.76	54.00	-9.47	206	153 Average	Vertical	

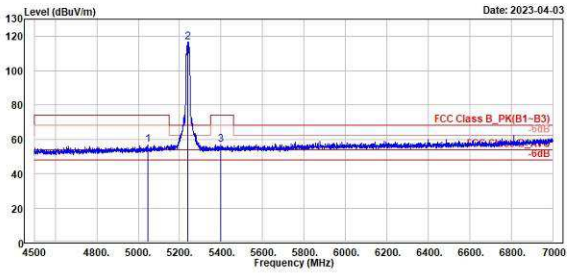
802.11a

CH 48 (Horizontal) Peak

CH 48 (Vertical) Peak



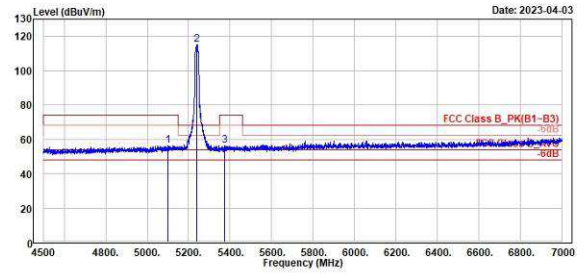
TUV Rheinland Taiwan Ltd.
No. 438-18, Sec 2, Fenliiao, Linkou Dist., New Taipei City 244, Taiwan(R.O.C.)
Tel: +886-2172-1000 Fax: +886-2172-1322



Peak	Freq (MHz)	Level (dBuV/m)	Read Level (dBuV)	Factor (dB/m)	Limit Line (dBuV/m)	Over Limit (dB)	APos (cm)	TPos (deg)	Remark	Pol/Phase	Note
1	5047.00	56.88	13.70	43.18	74.00	-17.12	217	250	Peak	Horizontal	
2	5340.00	115.00	73.75	43.10	69.29	46.66	217	250	Peak	Horizontal	
3	5399.50	57.02	13.26	43.76	74.00	-16.98	217	250	Peak	Horizontal	



TUV Rheinland Taiwan Ltd.
No. 438-18, Sec 2, Fenliiao, Linkou Dist., New Taipei City 244, Taiwan(R.O.C.)
Tel: +886-2172-1000 Fax: +886-2172-1322



Peak	Freq (MHz)	Level (dBuV/m)	Read Level (dBuV)	Factor (dB/m)	Limit Line (dBuV/m)	Over Limit (dB)	APos (cm)	TPos (deg)	Remark	Pol/Phase	Note
1	5101.00	56.34	13.31	43.03	74.00	-17.66	278	150	Peak	Vertical	
2	5340.00	115.00	71.98	43.10	69.29	46.68	278	150	Peak	Vertical	
3	5374.50	56.35	12.91	43.44	74.00	-17.65	278	150	Peak	Vertical	

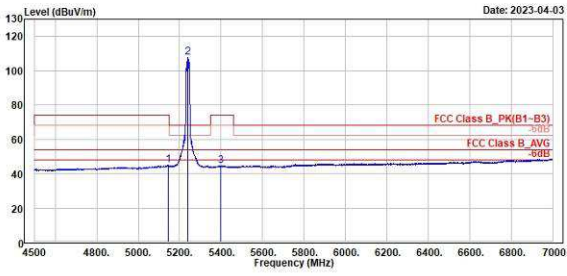
802.11a

CH 48 (Horizontal) Average

CH 48 (Vertical) Average



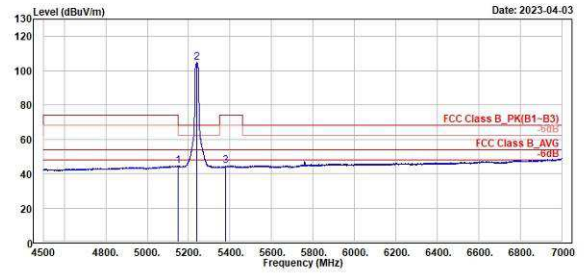
TUV Rheinland Taiwan Ltd.
No. 438-18, Sec 2, Fenliiao, Linkou Dist., New Taipei City 244, Taiwan(R.O.C.)
Tel: +886-2172-1000 Fax: +886-2172-1322



1	2	3
5146.00	5240.00	5400.00
45.04	107.64	44.55
1.88	64.54	0.78
43.16	43.10	43.77
54.00	54.00	54.00
-0.96	53.64	-9.45
217	217	217
250	250	250
Average	Average	Average
Horizontal	Horizontal	Horizontal



TUV Rheinland Taiwan Ltd.
No. 438-18, Sec 2, Fenliiao, Linkou Dist., New Taipei City 244, Taiwan(R.O.C.)
Tel: +886-2172-1000 Fax: +886-2172-1322



1	2	3
5149.00	5240.00	5380.00
44.35	104.94	44.59
1.18	61.84	1.07
43.17	43.10	43.52
54.00	54.00	54.00
-0.65	50.94	-9.41
278	278	278
150	150	150
Average	Average	Average
Vertical	Vertical	Vertical

802.11ax HE20

CH 36 (Horizontal) Peak

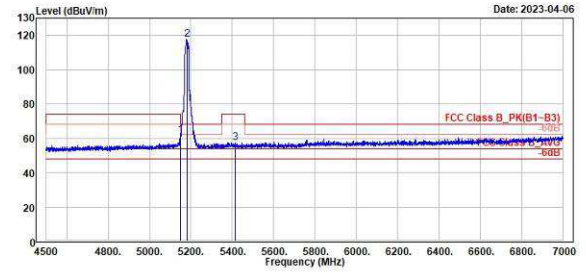
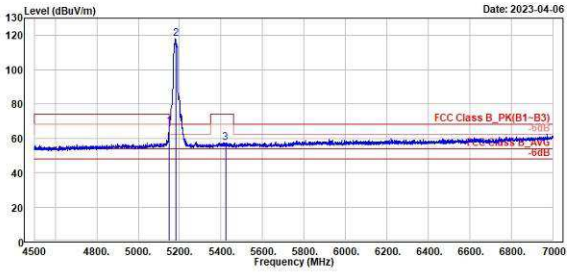
CH 36 (Vertical) Peak



TUV Rheinland Taiwan Ltd.
No. 438-18, Sec. 2, Fenhiao, Linkou Dist., New Taipei City 244, Taiwan(R.O.C.)
Tel: +886-2172-1000 Fax: +886-2172-1322



TUV Rheinland Taiwan Ltd.
No. 438-18, Sec. 2, Fenhiao, Linkou Dist., New Taipei City 244, Taiwan(R.O.C.)
Tel: +886-2172-1000 Fax: +886-2172-1322



	Read	Limit	Over	APos	TPos	Remark	Pol/Phase	Note	
1	Level	Line	Limit	cm	deg				
MHz	dBuV/m	dBuV	dB/m	dBuV/m	dB				
1	5149.59	66.92	23.75	43.17	74.00	-7.08	100	226 Peak	Horizontal
2	5180.00	117.97	74.71	43.26	68.28	49.77	100	226 Peak	Horizontal
3	5421.00	57.48	13.86	43.62	74.00	-16.52	100	226 Peak	Horizontal

	Read	Limit	Over	APos	TPos	Remark	Pol/Phase	Note	
1	Level	Line	Limit	cm	deg				
MHz	dBuV/m	dBuV	dB/m	dBuV/m	dB				
1	5150.00	61.65	18.48	43.17	68.28	-6.55	100	159 Peak	Vertical
2	5180.00	117.46	74.14	43.26	68.28	49.28	100	159 Peak	Vertical
3	5414.00	57.24	13.56	43.68	74.00	-16.76	100	159 Peak	Vertical

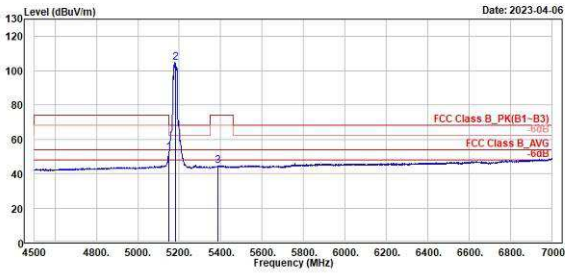
802.11ax HE20

CH 36 (Horizontal) Average

CH 36 (Vertical) Average



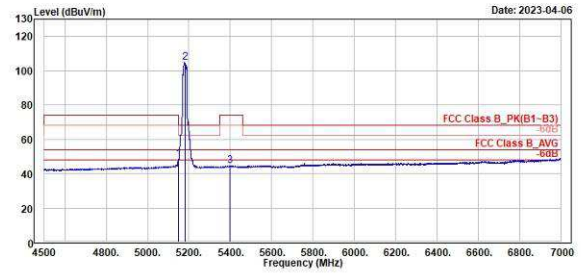
TUV Rheinland Taiwan Ltd.
No. 438-18, Sec 2, Fenhiao, Linkou Dist., New Taipei City 244, Taiwan(R.O.C.)
Tel: +886-2172-1000 Fax: +886-2172-1322



1	2	3
Level	Level	Level
Factor	Factor	Factor
Limit	Limit	Limit
Over	Over	Over
APos	APos	APos
TPos	TPos	TPos
Remark	Remark	Remark
Pol/Phase	Pol/Phase	Pol/Phase
Note	Note	Note
5150.00	5188.00	5388.00
52.56	104.95	44.41
9.39	61.69	0.79
43.17	43.26	43.62
54.00	54.00	54.00
-1.44	50.95	-9.59
100	100	100
226	226	226
Average	Average	Average
Horizontal	Horizontal	Horizontal



TUV Rheinland Taiwan Ltd.
No. 438-18, Sec 2, Fenhiao, Linkou Dist., New Taipei City 244, Taiwan(R.O.C.)
Tel: +886-2172-1000 Fax: +886-2172-1322



1	2	3
Level	Level	Level
Factor	Factor	Factor
Limit	Limit	Limit
Over	Over	Over
APos	APos	APos
TPos	TPos	TPos
Remark	Remark	Remark
Pol/Phase	Pol/Phase	Pol/Phase
Note	Note	Note
5149.50	5188.00	5400.00
48.53	106.03	44.65
5.36	61.77	0.88
43.17	43.26	43.77
54.00	54.00	54.00
-5.47	51.03	-9.35
100	100	100
159	159	159
Average	Average	Average
Vertical	Vertical	Vertical

802.11ax HE20

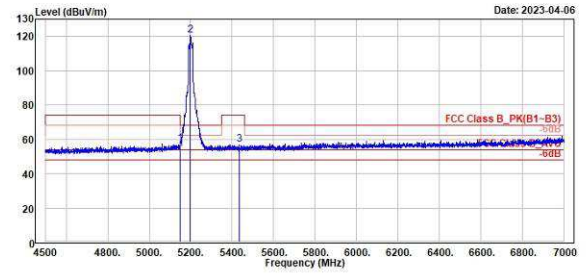
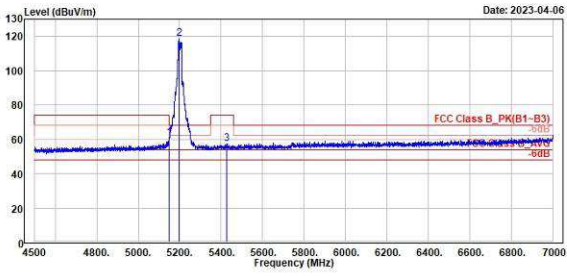
CH 40 (Horizontal) Peak

CH 40 (Vertical) Peak



TUV Rheinland Taiwan Ltd.
No. 438-18, Sec 2, Fenliao, Linkou Dist., New Taipei City 244, Taiwan(R.O.C.)
Tel: +886-2172-1000 Fax: +886-2172-1322

TUV Rheinland Taiwan Ltd.
No. 438-18, Sec 2, Fenliao, Linkou Dist., New Taipei City 244, Taiwan(R.O.C.)
Tel: +886-2172-1000 Fax: +886-2172-1322



Peak	Freq	Level	Read Level	Factor	Limit Line	Over Limit	APos	TPos	Remark	Pol/Phase	Note
	MHz	dBuV/m	dBuV	dB/m	dBuV/m	dB	cm	deg			
1	5149.58	68.83	17.66	43.17	74.00	-13.17	100	226	Peak	Horizontal	
2	5200.00	118.77	75.46	43.31	68.20	50.57	100	226	Peak	Horizontal	
3	5426.00	57.36	13.77	43.59	74.00	-16.64	100	226	Peak	Horizontal	

Peak	Freq	Level	Read Level	Factor	Limit Line	Over Limit	APos	TPos	Remark	Pol/Phase	Note
	MHz	dBuV/m	dBuV	dB/m	dBuV/m	dB	cm	deg			
1	5150.00	57.55	14.38	43.17	68.20	-10.65	272	155	Peak	Vertical	
2	5200.00	120.78	77.47	43.31	68.20	52.58	272	155	Peak	Vertical	
3	5434.00	57.02	13.49	43.53	74.00	-16.98	272	155	Peak	Vertical	

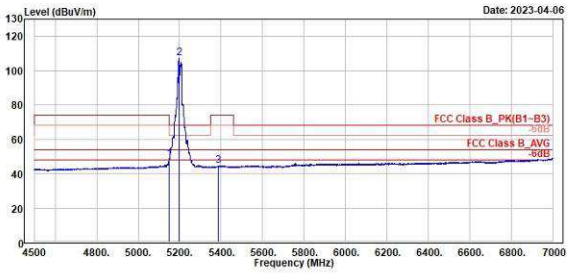
802.11ax HE20

CH 40 (Horizontal) Average

CH 40 (Vertical) Average



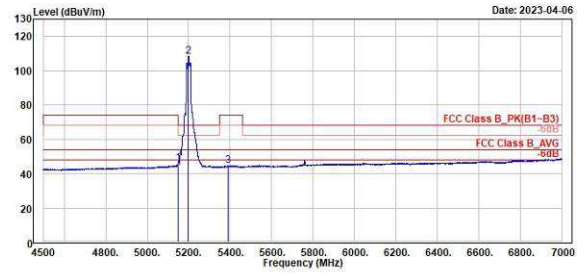
TUV Rheinland Taiwan Ltd.
No. 438-18, Sec 2, Fenliiao, Linkou Dist., New Taipei City 244, Taiwan(R.O.C.)
Tel: +886-2172-1000 Fax: +886-2172-1322



1	2	3
Level	Level	Level
Factor	Factor	Factor
Line	Line	Line
Limit	Limit	Limit
Over	Over	Over
Limit	Limit	Limit
APos	APos	APos
TPos	TPos	TPos
Remark	Remark	Remark
Pol/Phase	Pol/Phase	Pol/Phase
Note	Note	Note
5149.50	5200.00	5386.00
48.37	107.49	44.49
5.20	64.15	0.90
43.17	43.31	43.59
54.00	54.00	54.00
-5.63	53.49	-9.51
100	100	100
226	226	226
Average	Average	Average
Horizontal	Horizontal	Horizontal



TUV Rheinland Taiwan Ltd.
No. 438-18, Sec 2, Fenliiao, Linkou Dist., New Taipei City 244, Taiwan(R.O.C.)
Tel: +886-2172-1000 Fax: +886-2172-1322



1	2	3
Level	Level	Level
Factor	Factor	Factor
Line	Line	Line
Limit	Limit	Limit
Over	Over	Over
Limit	Limit	Limit
APos	APos	APos
TPos	TPos	TPos
Remark	Remark	Remark
Pol/Phase	Pol/Phase	Pol/Phase
Note	Note	Note
5150.00	5200.00	5391.00
45.96	100.38	44.55
2.79	65.07	0.89
43.17	43.31	43.66
54.00	54.00	54.00
-8.04	54.38	-9.45
272	272	272
155	155	155
Average	Average	Average
Vertical	Vertical	Vertical

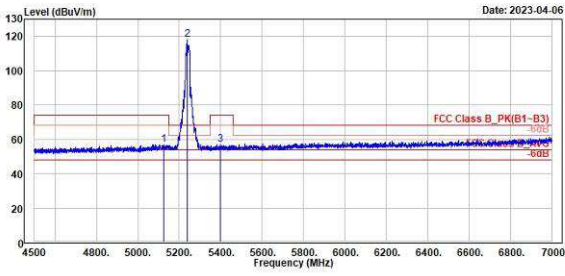
802.11ax HE20

CH 48 (Horizontal) Peak

CH 48 (Vertical) Peak



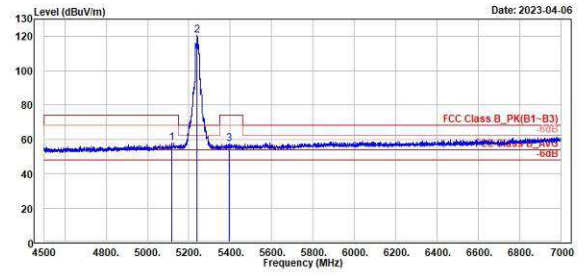
TUV Rheinland Taiwan Ltd.
No. 438-18, Sec 2, Feniiao, Linkou Dist., New Taipei City 244, Taiwan(R.O.C.)
Tel: +886-2172-1000 Fax: +886-2172-1322



Peak	Freq (MHz)	Level (dBuV/m)	Read Level (dBuV)	Factor (dB/m)	Limit Line (dBuV/m)	Over Limit (dB)	APos (cm)	TPos (deg)	Remark	Pol/Phase	Note
1	5126.00	56.68	13.58	43.10	74.00	-17.32	100	227	Peak	Horizontal	
2	5248.00	118.21	75.11	43.10	68.29	50.01	100	227	Peak	Horizontal	
3	5397.50	56.92	13.18	43.74	74.00	-17.08	100	227	Peak	Horizontal	



TUV Rheinland Taiwan Ltd.
No. 438-18, Sec 2, Feniiao, Linkou Dist., New Taipei City 244, Taiwan(R.O.C.)
Tel: +886-2172-1000 Fax: +886-2172-1322



Peak	Freq (MHz)	Level (dBuV/m)	Read Level (dBuV)	Factor (dB/m)	Limit Line (dBuV/m)	Over Limit (dB)	APos (cm)	TPos (deg)	Remark	Pol/Phase	Note
1	5116.00	57.91	14.84	43.07	74.00	-16.09	154	353	Peak	Vertical	
2	5248.00	120.70	77.69	43.10	68.29	52.50	154	353	Peak	Vertical	
3	5393.50	57.36	13.67	43.69	74.00	-16.64	154	353	Peak	Vertical	

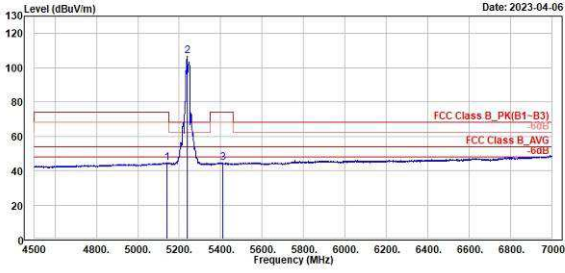
802.11ax HE20

CH 48 (Horizontal) Average

CH 48 (Vertical) Average



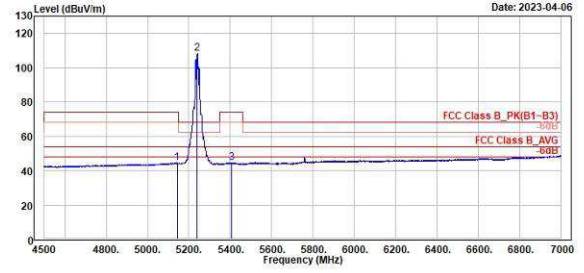
TUV Rheinland Taiwan Ltd.
No. 438-18, Sec 2, Fenhiao, Linkou Dist., New Taipei City 244, Taiwan(R.O.C.)
Tel: +886-2172-1000 Fax: +886-2172-1322



1	2	3
5148.00	5248.00	5489.50
44.58	106.83	44.59
1.44	63.73	0.89
43.14	43.18	43.78
54.00	54.00	54.00
-9.42	52.83	-9.41
100	100	100
227	227	227
Average	Average	Average
Horizontal	Horizontal	Horizontal



TUV Rheinland Taiwan Ltd.
No. 438-18, Sec 2, Fenhiao, Linkou Dist., New Taipei City 244, Taiwan(R.O.C.)
Tel: +886-2172-1000 Fax: +886-2172-1322



1	2	3
5143.00	5248.00	5486.50
44.65	108.23	44.68
1.49	65.13	0.87
43.16	43.18	43.73
54.00	54.00	54.00
-9.35	54.23	-9.40
154	154	154
353	353	353
Average	Average	Average
Vertical	Vertical	Vertical

802.11ax HE40

CH 38 (Horizontal) Peak

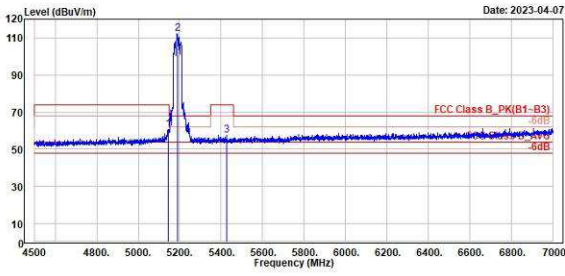
CH 38 (Vertical) Peak



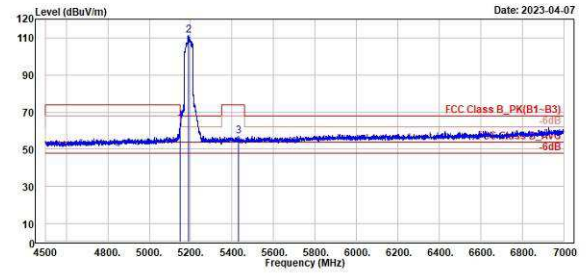
TUV Rheinland Taiwan Ltd.
No. 438-18, Sec 2, Fenliiao, Linkou Dist., New Taipei City 244, Taiwan(R.O.C.)
Tel: +886-2172-1000 Fax: +886-2172-1322



TUV Rheinland Taiwan Ltd.
No. 438-18, Sec 2, Fenliiao, Linkou Dist., New Taipei City 244, Taiwan(R.O.C.)
Tel: +886-2172-1000 Fax: +886-2172-1322



Peak	Freq	Level	Read	Factor	Limit	Over	APos	TPos	Remark	Pol/Phase	Note
	MHz	dBuV/m	dBuV	dB/m	dBuV/m	dB	cm	deg			
1	5146.00	68.87	17.71	43.16	74.00	-13.13	110	221	Peak	Horizontal	
2	5190.00	112.42	89.14	43.28	68.20	44.22	110	221	Peak	Horizontal	
3	5427.00	57.41	13.83	43.58	74.00	-16.59	110	221	Peak	Horizontal	



Peak	Freq	Level	Read	Factor	Limit	Over	APos	TPos	Remark	Pol/Phase	Note
	MHz	dBuV/m	dBuV	dB/m	dBuV/m	dB	cm	deg			
1	5150.00	64.10	20.93	43.17	68.20	-4.10	100	165	Peak	Vertical	
2	5190.00	111.40	88.12	43.28	68.20	43.20	100	165	Peak	Vertical	
3	5431.00	56.83	13.28	43.55	74.00	-17.17	100	165	Peak	Vertical	

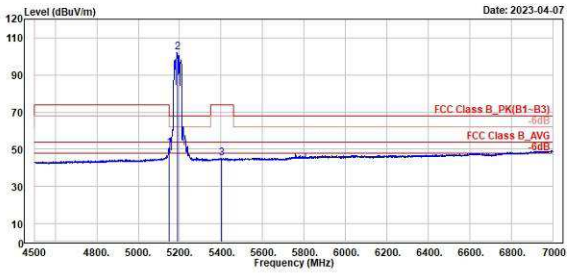
802.11ax HE40

CH 38 (Horizontal) Average

CH 38 (Vertical) Average



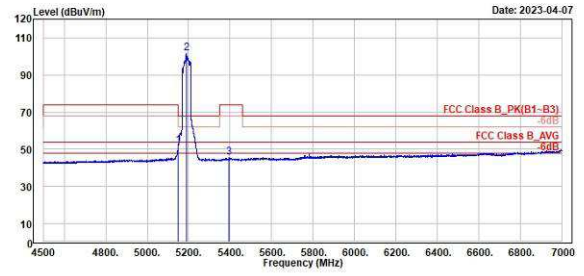
TUV Rheinland Taiwan Ltd.
No. 438-18, Sec 2, Fenliiao, Linkou Dist., New Taipei City 244, Taiwan(R.O.C.)
Tel: +886-2172-1000 Fax: +886-2172-1322



Peak	Freq	Level	Read Level	Factor	Limit Line	Over Limit	APos	TPos	Remark	Pol/Phase	Note
	MHz	dBuV/m	dBuV	dB/m	dBuV/m	dB	cm	deg			
1	5147.58	58.46	7.38	43.16	54.00	-3.54	110	221	Average	Horizontal	
2	5198.08	101.99	58.71	43.28	54.00	47.99	110	221	Average	Horizontal	
3	5481.58	45.24	1.47	43.77	54.00	-8.76	110	221	Average	Horizontal	



TUV Rheinland Taiwan Ltd.
No. 438-18, Sec 2, Fenliiao, Linkou Dist., New Taipei City 244, Taiwan(R.O.C.)
Tel: +886-2172-1000 Fax: +886-2172-1322



Peak	Freq	Level	Read Level	Factor	Limit Line	Over Limit	APos	TPos	Remark	Pol/Phase	Note
	MHz	dBuV/m	dBuV	dB/m	dBuV/m	dB	cm	deg			
1	5149.58	52.12	8.95	43.17	54.00	-1.88	100	165	Average	Vertical	
2	5198.08	101.59	58.31	43.28	54.00	47.59	100	165	Average	Vertical	
3	5396.08	45.46	1.74	43.72	54.00	-8.54	100	165	Average	Vertical	

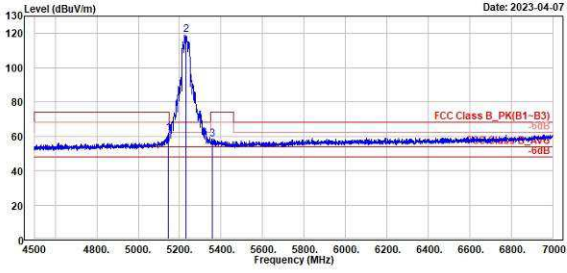
802.11ax HE40

CH 46 (Horizontal) Peak

CH 46 (Vertical) Peak



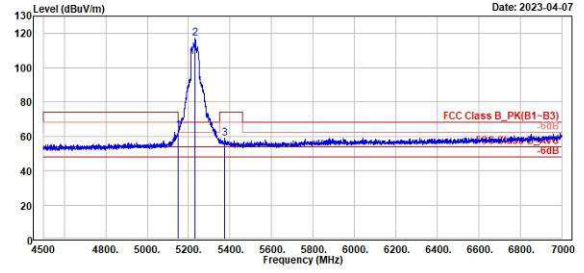
TUV Rheinland Taiwan Ltd.
No. 438-18, Sec 2, Fenliiao, Linkou Dist., New Taipei City 244, Taiwan(R.O.C.)
Tel: +886-2172-1000 Fax: +886-2172-1322



Peak	Freq (MHz)	Level (dBuV/m)	Read Level (dBuV)	Factor (dB/m)	Limit (dBuV/m)	Over Limit (dB)	APos (cm)	TPos (deg)	Remark	Pol/Phase	Note
1	5144.58	61.93	18.77	43.16	74.00	-12.07	224	219	Peak	Horizontal	
2	5230.00	118.93	75.77	43.16	68.29	50.73	224	219	Peak	Horizontal	
3	5356.00	58.39	15.18	43.21	74.00	-15.61	224	219	Peak	Horizontal	



TUV Rheinland Taiwan Ltd.
No. 438-18, Sec 2, Fenliiao, Linkou Dist., New Taipei City 244, Taiwan(R.O.C.)
Tel: +886-2172-1000 Fax: +886-2172-1322



Peak	Freq (MHz)	Level (dBuV/m)	Read Level (dBuV)	Factor (dB/m)	Limit (dBuV/m)	Over Limit (dB)	APos (cm)	TPos (deg)	Remark	Pol/Phase	Note
1	5149.50	63.48	20.31	43.17	74.00	-10.52	176	166	Peak	Vertical	
2	5230.00	117.11	73.95	43.16	68.29	49.91	176	166	Peak	Vertical	
3	5375.00	58.99	15.54	43.45	74.00	-15.01	176	166	Peak	Vertical	

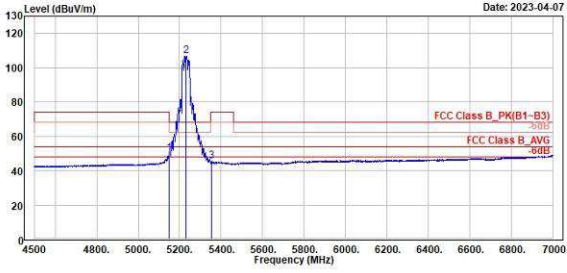
802.11ax HE40

CH 46 (Horizontal) Average

CH 46 (Vertical) Average



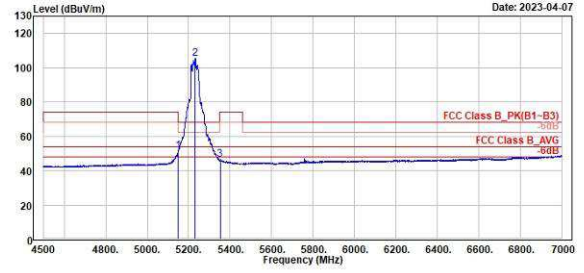
TUV Rheinland Taiwan Ltd.
No. 438-18, Sec 2, Fenliao, Linkou Dist., New Taipei City 244, Taiwan(R.O.C.)
Tel: +886-2172-1000 Fax: +886-2172-1322



Read	Level	Factor	Limit	Over	APos	TPos	Remark	Pol/Phase	Note
MHz	dBuV/m	dBuV	dB/m	dBuV/m	dB	cm	deg		
1	5150.00	49.00	6.63	43.17	54.00	-4.20	224	219	Average Horizontal
2	5238.00	106.07	63.71	43.16	54.00	52.07	224	219	Average Horizontal
3	5354.00	45.42	2.23	43.19	54.00	-8.58	224	219	Average Horizontal



TUV Rheinland Taiwan Ltd.
No. 438-18, Sec 2, Fenliao, Linkou Dist., New Taipei City 244, Taiwan(R.O.C.)
Tel: +886-2172-1000 Fax: +886-2172-1322



Read	Level	Factor	Limit	Over	APos	TPos	Remark	Pol/Phase	Note
MHz	dBuV/m	dBuV	dB/m	dBuV/m	dB	cm	deg		
1	5150.00	51.22	8.05	43.17	54.00	-2.78	176	166	Average Vertical
2	5238.00	105.34	62.18	43.16	54.00	51.34	176	166	Average Vertical
3	5351.50	46.40	3.25	43.15	54.00	-7.60	176	166	Average Vertical

802.11ax HE80

CH 42 (Horizontal) Peak

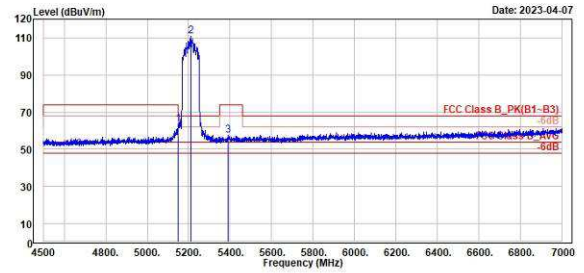
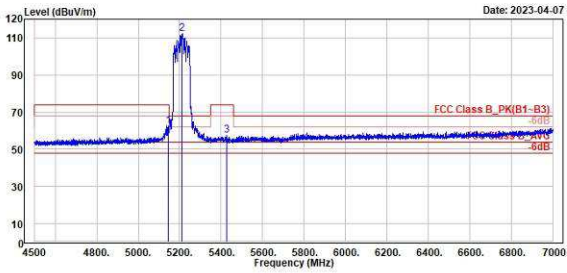
CH 42 (Vertical) Peak



TUV Rheinland Taiwan Ltd.
No. 438-18, Sec 2, Fenliao, Linkou Dist., New Taipei City 244, Taiwan(R.O.C.)
Tel: +886-2172-1000 Fax: +886-2172-1322



TUV Rheinland Taiwan Ltd.
No. 438-18, Sec 2, Fenliao, Linkou Dist., New Taipei City 244, Taiwan(R.O.C.)
Tel: +886-2172-1000 Fax: +886-2172-1322



Peak	Freq	Level	Read	Factor	Limit	Over	APos	TPos	Remark	Pol/Phase	Note
	MHz	dBuV/m	dBuV	dB/m	dBuV/m	dB	cm	deg			
1	5144.50	62.43	19.27	43.16	74.00	-11.57	190	213	Peak	Horizontal	
2	5210.00	112.34	69.08	43.26	68.29	44.14	190	213	Peak	Horizontal	
3	5425.50	57.46	13.87	43.59	74.00	-16.54	190	213	Peak	Horizontal	

Peak	Freq	Level	Read	Factor	Limit	Over	APos	TPos	Remark	Pol/Phase	Note
	MHz	dBuV/m	dBuV	dB/m	dBuV/m	dB	cm	deg			
1	5148.00	63.20	20.03	43.17	74.00	-10.80	200	111	Peak	Vertical	
2	5210.00	110.73	67.47	43.26	68.29	42.53	200	111	Peak	Vertical	
3	5388.50	57.47	13.85	43.62	74.00	-16.53	200	111	Peak	Vertical	

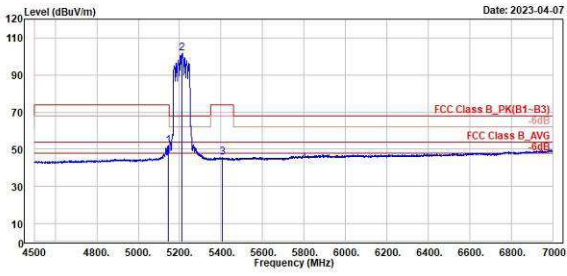
802.11ax HE80

CH 42 (Horizontal) Average

CH 42 (Vertical) Average



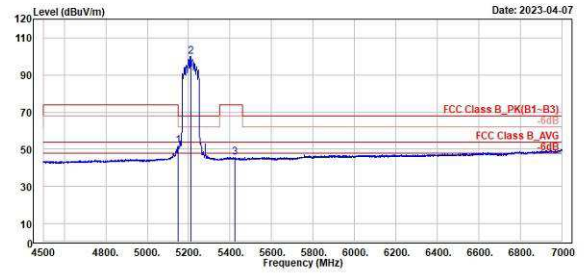
TUV Rheinland Taiwan Ltd.
No. 438-18, Sec 2, Fenliiao, Linkou Dist., New Taipei City 244, Taiwan(R.O.C.)
Tel: +886-2172-1000 Fax: +886-2172-1322



Read	Level	Factor	Limit	Over	APos	TPos	Remark	Pol/Phase	Note
MHz	dBuV/m	dBuV	dB/m	dBuV/m	dB	cm	deg		
1	5144.00	52.23	9.87	43.16	54.00	-1.77	190	213	Average Horizontal
2	5210.00	101.57	58.31	43.26	54.00	47.57	190	213	Average Horizontal
3	5485.50	45.60	1.86	43.74	54.00	-8.40	190	213	Average Horizontal



TUV Rheinland Taiwan Ltd.
No. 438-18, Sec 2, Fenliiao, Linkou Dist., New Taipei City 244, Taiwan(R.O.C.)
Tel: +886-2172-1000 Fax: +886-2172-1322



Read	Level	Factor	Limit	Over	APos	TPos	Remark	Pol/Phase	Note
MHz	dBuV/m	dBuV	dB/m	dBuV/m	dB	cm	deg		
1	5149.50	51.90	8.73	43.17	54.00	-2.10	200	111	Average Vertical
2	5210.00	100.14	56.88	43.26	54.00	46.14	200	111	Average Vertical
3	5423.50	45.72	2.12	43.60	54.00	-8.28	200	111	Average Vertical

Band Edges, 5.35GHz
U-NII-2A

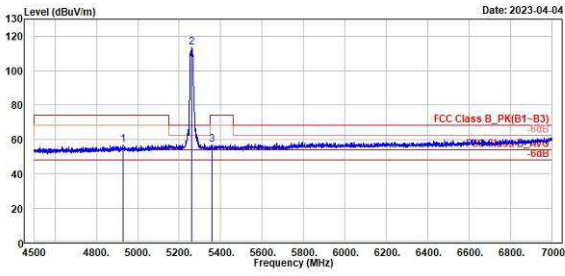
802.11a

CH 52 (Horizontal) Peak

CH 52 (Vertical) Peak



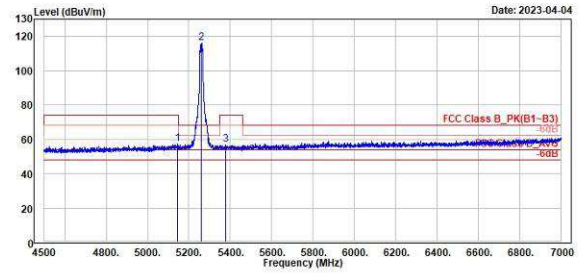
TUV Rheinland Taiwan Ltd.
No. 438-18, Sec 2, Fenhao, Linkou Dist., New Taipei City 244, Taiwan(R.O.C.)
Tel: +886-2172-1000 Fax: +886-2172-1322



Peak	Freq (MHz)	Level (dBuV/m)	Read Level (dBuV)	Factor (dB/m)	Limit (dBuV/m)	Over Limit (dB)	APos (cm)	TPos (deg)	Remark	Pol/Phase	Note
1	4928.00	56.90	14.00	42.90	74.00	-17.10	279	228	Peak	Horizontal	
2	5268.00	113.69	70.53	43.16	68.29	45.40	279	228	Peak	Horizontal	
3	5356.00	56.81	13.60	43.21	74.00	-17.19	279	228	Peak	Horizontal	



TUV Rheinland Taiwan Ltd.
No. 438-18, Sec 2, Fenhao, Linkou Dist., New Taipei City 244, Taiwan(R.O.C.)
Tel: +886-2172-1000 Fax: +886-2172-1322



Peak	Freq (MHz)	Level (dBuV/m)	Read Level (dBuV)	Factor (dB/m)	Limit (dBuV/m)	Over Limit (dB)	APos (cm)	TPos (deg)	Remark	Pol/Phase	Note
1	5144.50	57.49	14.33	43.16	74.00	-16.51	185	151	Peak	Vertical	
2	5200.00	116.32	73.16	43.16	68.29	48.03	185	151	Peak	Vertical	
3	5380.00	56.64	13.12	43.52	74.00	-17.36	185	151	Peak	Vertical	

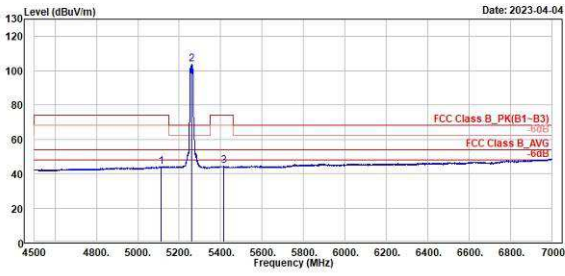
802.11a

CH 52 (Horizontal) Average

CH 52 (Vertical) Average



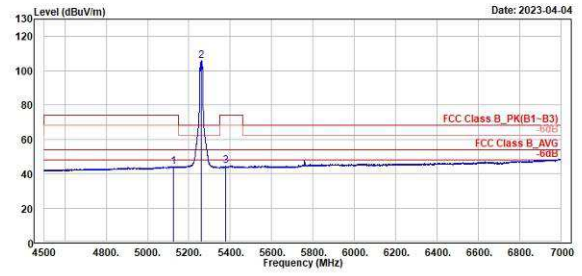
TUV Rheinland Taiwan Ltd.
No. 438-18, Sec 2, Fenhiao, Linkou Dist., New Taipei City 244, Taiwan(R.O.C.)
Tel: +886-2172-1000 Fax: +886-2172-1322



Read	Limit	Over	APos	TPos	Remark	Pol/Phase	Note	
Level	Line	Limit						
Factor								
Freq	Level	Factor	Limit	Over	APos	TPos	Remark	
MHz	dBuV/m	dBuV	dB/m	dBuV/m	dB	cm	deg	
1	5113.00	44.17	1.10	43.07	54.00	-9.83	279	228 Average Horizontal
2	5268.00	103.92	60.76	43.16	54.00	49.92	279	228 Average Horizontal
3	5413.50	44.27	0.60	43.67	54.00	-9.73	279	228 Average Horizontal



TUV Rheinland Taiwan Ltd.
No. 438-18, Sec 2, Fenhiao, Linkou Dist., New Taipei City 244, Taiwan(R.O.C.)
Tel: +886-2172-1000 Fax: +886-2172-1322



Read	Limit	Over	APos	TPos	Remark	Pol/Phase	Note	
Level	Line	Limit						
Factor								
Freq	Level	Factor	Limit	Over	APos	TPos	Remark	
MHz	dBuV/m	dBuV	dB/m	dBuV/m	dB	cm	deg	
1	5123.50	44.14	1.04	43.10	54.00	-9.86	185	151 Average Vertical
2	5268.00	103.82	62.66	43.16	54.00	51.82	185	151 Average Vertical
3	5376.50	44.40	0.93	43.47	54.00	-9.60	185	151 Average Vertical

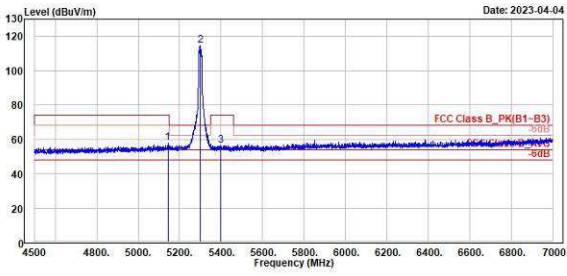
802.11a

CH 60 (Horizontal) Peak

CH 60 (Vertical) Peak



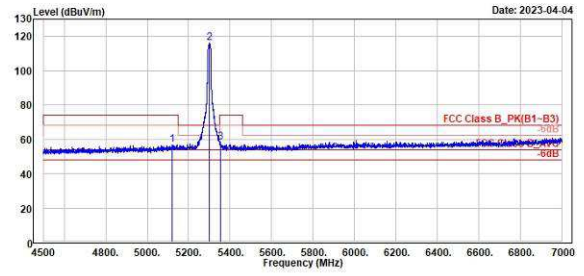
TUV Rheinland Taiwan Ltd.
No. 438-18, Sec 2, Fenliao, Linkou Dist., New Taipei City 244, Taiwan(R.O.C.)
Tel: +886-2172-1000 Fax: +886-2172-1322



Peak	Freq (MHz)	Level (dBuV/m)	Read Level (dBuV)	Factor (dB/m)	Limit Line (dBuV/m)	Over Limit (dB)	APos (cm)	TPos (deg)	Remark	Pol/Phase	Note
1	5143.00	57.93	14.77	43.16	74.00	-16.07	184	276	Peak	Horizontal	
2	5380.00	114.70	71.19	43.59	68.29	46.52	184	276	Peak	Horizontal	
3	5397.00	56.57	12.84	43.73	74.00	-17.43	184	276	Peak	Horizontal	



TUV Rheinland Taiwan Ltd.
No. 438-18, Sec 2, Fenliao, Linkou Dist., New Taipei City 244, Taiwan(R.O.C.)
Tel: +886-2172-1000 Fax: +886-2172-1322



Peak	Freq (MHz)	Level (dBuV/m)	Read Level (dBuV)	Factor (dB/m)	Limit Line (dBuV/m)	Over Limit (dB)	APos (cm)	TPos (deg)	Remark	Pol/Phase	Note
1	5119.00	56.00	13.81	43.09	74.00	-17.10	261	152	Peak	Vertical	
2	5380.00	116.11	72.52	43.59	68.29	47.91	261	152	Peak	Vertical	
3	5353.00	58.35	15.17	43.18	74.00	-15.65	261	152	Peak	Vertical	

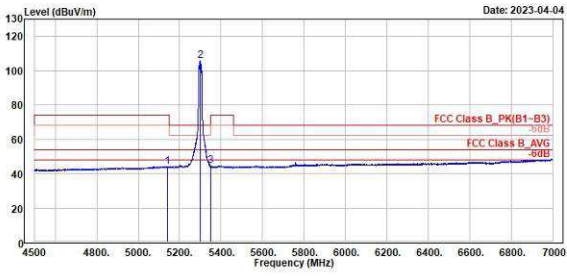
802.11a

CH 60 (Horizontal) Average

CH 60 (Vertical) Average



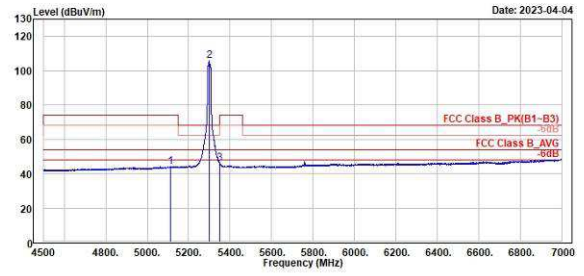
TUV Rheinland Taiwan Ltd.
No. 438-18, Sec 2, Fenliiao, Linkou Dist., New Taipei City 244, Taiwan(R.O.C.)
Tel: +886-2172-1000 Fax: +886-2172-1322



1	2	3	Read Level	Level Factor	Limit Line	Over Limit	APos	TPos	Remark	Pol/Phase	Note
MHz	dBuV/m	dBuV	dB/m	dBuV/m	dB	cm	deg				
5140.50	44.06	0.92	43.14	54.00	-9.94	184	276	Average	Horizontal		
5300.00	105.60	62.01	43.59	54.00	51.60	184	276	Average	Horizontal		
5350.00	44.63	1.50	43.13	54.00	-9.37	184	276	Average	Horizontal		



TUV Rheinland Taiwan Ltd.
No. 438-18, Sec 2, Fenliiao, Linkou Dist., New Taipei City 244, Taiwan(R.O.C.)
Tel: +886-2172-1000 Fax: +886-2172-1322



1	2	3	Read Level	Level Factor	Limit Line	Over Limit	APos	TPos	Remark	Pol/Phase	Note
MHz	dBuV/m	dBuV	dB/m	dBuV/m	dB	cm	deg				
5112.00	44.21	1.15	43.06	54.00	-9.79	261	152	Average	Vertical		
5300.00	105.66	62.07	43.59	54.00	51.66	261	152	Average	Vertical		
5350.00	45.84	2.71	43.13	54.00	-8.16	261	152	Average	Vertical		

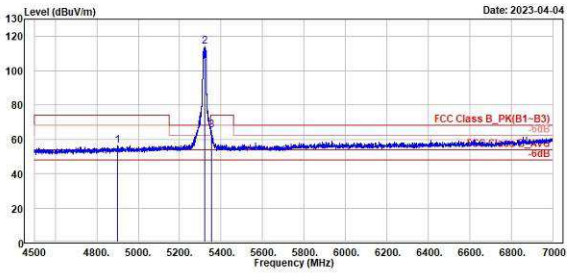
802.11a

CH 64 (Horizontal) Peak

CH 64 (Vertical) Peak



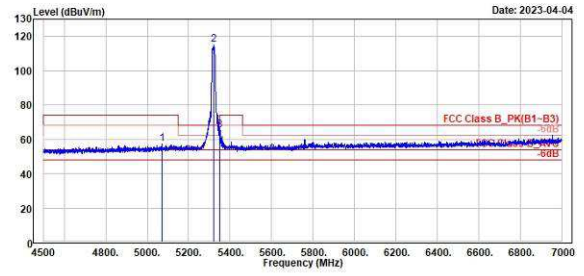
TUV Rheinland Taiwan Ltd.
No. 438-18, Sec 2, Fenliiao, Linkou Dist., New Taipei City 244, Taiwan(R.O.C.)
Tel: +886-2172-1000 Fax: +886-2172-1322



Peak	Freq (MHz)	Level (dBuV/m)	Read Level (dBuV)	Factor (dB/m)	Limit Line (dBuV/m)	Over Limit (dB)	APos (cm)	TPos (deg)	Remark	Pol/Phase	Note
1	4981.58	56.44	13.67	42.77	74.00	-17.56	281	212	Peak	Horizontal	
2	5352.00	114.26	79.85	43.41	68.29	46.06	281	212	Peak	Horizontal	
3	5352.00	65.11	21.95	43.16	74.00	-8.89	281	212	Peak	Horizontal	



TUV Rheinland Taiwan Ltd.
No. 438-18, Sec 2, Fenliiao, Linkou Dist., New Taipei City 244, Taiwan(R.O.C.)
Tel: +886-2172-1000 Fax: +886-2172-1322



Peak	Freq (MHz)	Level (dBuV/m)	Read Level (dBuV)	Factor (dB/m)	Limit Line (dBuV/m)	Over Limit (dB)	APos (cm)	TPos (deg)	Remark	Pol/Phase	Note
1	5878.00	57.22	14.09	43.13	74.00	-16.78	299	368	Peak	Vertical	
2	5350.00	114.95	71.54	43.41	68.29	46.75	299	368	Peak	Vertical	
3	5350.00	65.37	22.24	43.13	68.29	-2.83	299	368	Peak	Vertical	

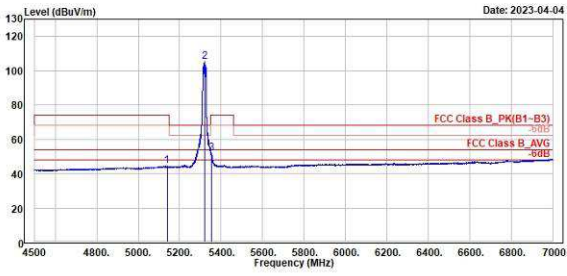
802.11a

CH 64 (Horizontal) Average

CH 64 (Vertical) Average



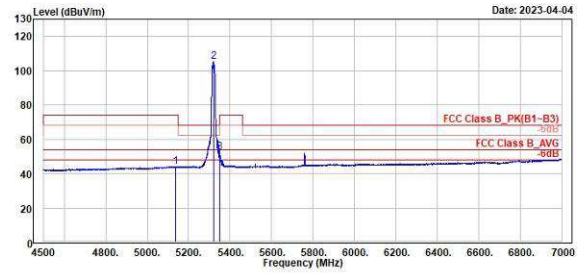
TUV Rheinland Taiwan Ltd.
No. 438-18, Sec 2, Fenliiao, Linkou Dist., New Taipei City 244, Taiwan(R.O.C.)
Tel: +886-2172-1000 Fax: +886-2172-1322



1	2	3	Read Level	Level Factor	Limit Line	Over Limit	APos	TPos	Remark	Pol/Phase	Note
MHz	dBuV/m	dBuV	dB/m	dBuV/m	dB	cm	deg				
5139.00	44.31	1.17	43.14	54.00	-9.69	201	212	Average	Horizontal		
5330.00	105.07	61.66	43.41	54.00	51.07	201	212	Average	Horizontal		
5352.50	52.03	8.86	43.17	54.00	-1.97	201	212	Average	Horizontal		



TUV Rheinland Taiwan Ltd.
No. 438-18, Sec 2, Fenliiao, Linkou Dist., New Taipei City 244, Taiwan(R.O.C.)
Tel: +886-2172-1000 Fax: +886-2172-1322



1	2	3	Read Level	Level Factor	Limit Line	Over Limit	APos	TPos	Remark	Pol/Phase	Note
MHz	dBuV/m	dBuV	dB/m	dBuV/m	dB	cm	deg				
5135.50	44.20	1.07	43.13	54.00	-9.80	299	360	Average	Vertical		
5330.00	105.35	61.94	43.41	54.00	51.35	299	360	Average	Vertical		
5350.00	52.46	9.33	43.13	54.00	-1.54	299	360	Average	Vertical		

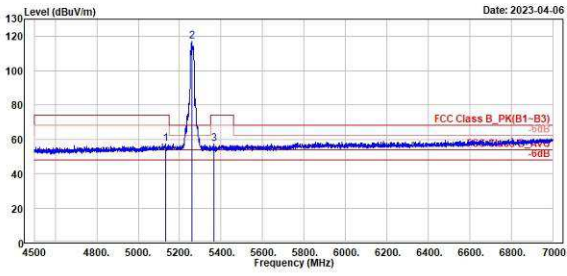
802.11ax HE20

CH 52 (Horizontal) Peak

CH 52 (Vertical) Peak



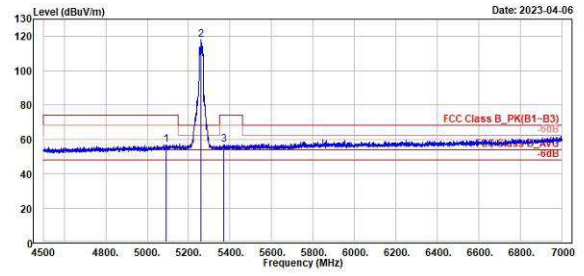
TUV Rheinland Taiwan Ltd.
No. 438-18, Sec 2, Fenliiao, Linkou Dist., New Taipei City 244, Taiwan(R.O.C.)
Tel: +886-2172-1000 Fax: +886-2172-1322



Peak	Freq (MHz)	Level (dBuV/m)	Read Level (dBuV)	Factor (dB/m)	Limit Line (dBuV/m)	Over Limit (dB)	APos (cm)	TPos (deg)	Remark	Pol/Phase	Note
1	5132.58	57.33	14.21	43.12	74.00	-16.67	216	226	Peak	Horizontal	
2	5369.00	117.07	73.91	43.16	69.29	46.87	216	226	Peak	Horizontal	
3	5367.00	57.19	13.84	43.35	74.00	-16.81	216	226	Peak	Horizontal	



TUV Rheinland Taiwan Ltd.
No. 438-18, Sec 2, Fenliiao, Linkou Dist., New Taipei City 244, Taiwan(R.O.C.)
Tel: +886-2172-1000 Fax: +886-2172-1322



Peak	Freq (MHz)	Level (dBuV/m)	Read Level (dBuV)	Factor (dB/m)	Limit Line (dBuV/m)	Over Limit (dB)	APos (cm)	TPos (deg)	Remark	Pol/Phase	Note
1	5092.50	57.03	13.98	43.05	74.00	-16.97	373	360	Peak	Vertical	
2	5369.00	118.02	74.86	43.16	69.29	49.02	373	360	Peak	Vertical	
3	5369.00	56.89	13.51	43.38	74.00	-17.11	373	360	Peak	Vertical	

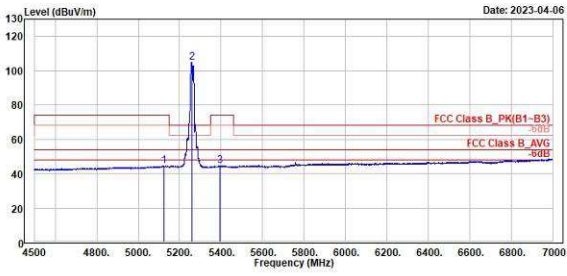
802.11ax HE20

CH 52 (Horizontal) Average

CH 52 (Vertical) Average



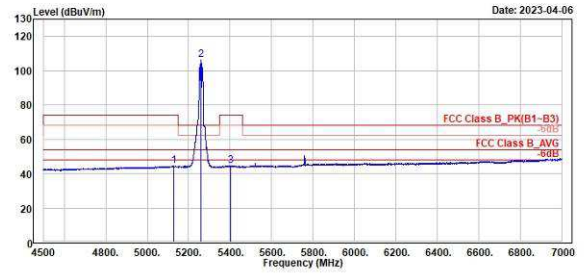
TUV Rheinland Taiwan Ltd.
No. 438-18, Sec 2, Fenliiao, Linkou Dist., New Taipei City 244, Taiwan(R.O.C.)
Tel: +886-2172-1000 Fax: +886-2172-1322



1	2	3
Level	Read Level	Factor
dBuV/m	dBuV	dB/m
105.00	44.41	1.31
54.00	43.10	54.00
-9.59	216	226
Average	Horizontal	
5393.50	44.54	0.85
54.00	43.69	54.00
-9.46	216	226
Average	Horizontal	



TUV Rheinland Taiwan Ltd.
No. 438-18, Sec 2, Fenliiao, Linkou Dist., New Taipei City 244, Taiwan(R.O.C.)
Tel: +886-2172-1000 Fax: +886-2172-1322



1	2	3
Level	Read Level	Factor
dBuV/m	dBuV	dB/m
106.20	44.51	1.40
54.00	43.11	54.00
-9.49	373	360
Average	Vertical	
5404.00	44.67	0.92
54.00	43.75	54.00
-9.33	373	360
Average	Vertical	

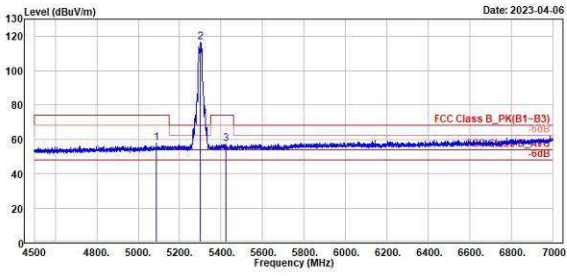
802.11ax HE20

CH 60 (Horizontal) Peak

CH 60 (Vertical) Peak



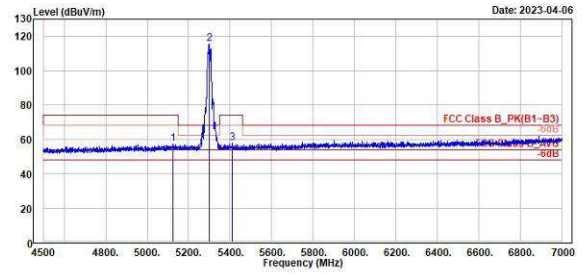
TUV Rheinland Taiwan Ltd.
No. 438-18, Sec 2, Fenliiao, Linkou Dist., New Taipei City 244, Taiwan(R.O.C.)
Tel: +886-2172-1000 Fax: +886-2172-1322



Peak	Freq (MHz)	Level (dBuV/m)	Read Level (dBuV)	Factor (dB/m)	Limit (dBuV/m)	Over Limit (dB)	APos (cm)	TPos (deg)	Remark	Pol/Phase	Note
1	5888.58	57.74	14.67	43.07	74.00	-16.26	364	267	Peak	Horizontal	
2	5380.00	115.56	72.97	43.59	68.29	46.36	364	267	Peak	Horizontal	
3	5424.00	57.19	13.59	43.60	74.00	-16.81	364	267	Peak	Horizontal	



TUV Rheinland Taiwan Ltd.
No. 438-18, Sec 2, Fenliiao, Linkou Dist., New Taipei City 244, Taiwan(R.O.C.)
Tel: +886-2172-1000 Fax: +886-2172-1322



Peak	Freq (MHz)	Level (dBuV/m)	Read Level (dBuV)	Factor (dB/m)	Limit (dBuV/m)	Over Limit (dB)	APos (cm)	TPos (deg)	Remark	Pol/Phase	Note
1	5123.50	57.17	14.07	43.10	74.00	-16.83	100	43	Peak	Vertical	
2	5380.00	115.82	72.23	43.59	68.29	47.62	100	43	Peak	Vertical	
3	5411.00	57.90	14.21	43.69	74.00	-16.10	100	43	Peak	Vertical	

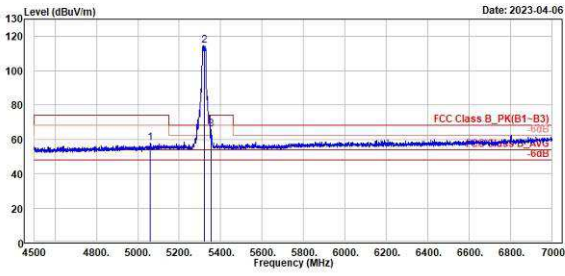
802.11ax HE20

CH 64 (Horizontal) Peak

CH 64 (Vertical) Peak



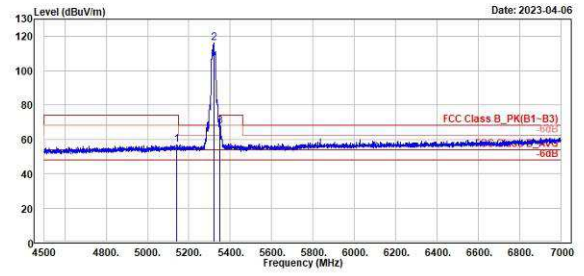
TUV Rheinland Taiwan Ltd.
No. 438-18, Sec 2, Feniiao, Linkou Dist., New Taipei City 244, Taiwan(R.O.C.)
Tel: +886-2172-1000 Fax: +886-2172-1322



Peak	Freq (MHz)	Level (dBuV/m)	Read Level (dBuV)	Factor (dB/m)	Limit Line (dBuV/m)	Over Limit (dB)	APos (cm)	TPos (deg)	Remark	Pol/Phase	Note
1	5061.00	57.63	14.47	43.16	74.00	-16.37	200	224	Peak	Horizontal	
2	5338.00	114.62	71.41	43.41	68.20	46.62	200	224	Peak	Horizontal	
3	5354.50	65.72	22.53	43.19	74.00	-8.28	200	224	Peak	Horizontal	



TUV Rheinland Taiwan Ltd.
No. 438-18, Sec 2, Feniiao, Linkou Dist., New Taipei City 244, Taiwan(R.O.C.)
Tel: +886-2172-1000 Fax: +886-2172-1322



Peak	Freq (MHz)	Level (dBuV/m)	Read Level (dBuV)	Factor (dB/m)	Limit Line (dBuV/m)	Over Limit (dB)	APos (cm)	TPos (deg)	Remark	Pol/Phase	Note
1	5142.50	56.65	13.50	43.15	74.00	-17.35	100	82	Peak	Vertical	
2	5338.00	115.97	72.56	43.41	68.20	47.77	100	82	Peak	Vertical	
3	5351.00	67.93	24.79	43.14	74.00	-6.07	100	82	Peak	Vertical	

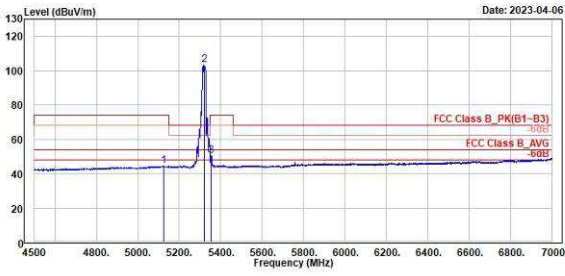
802.11ax HE20

CH 64 (Horizontal) Average

CH 64 (Vertical) Average



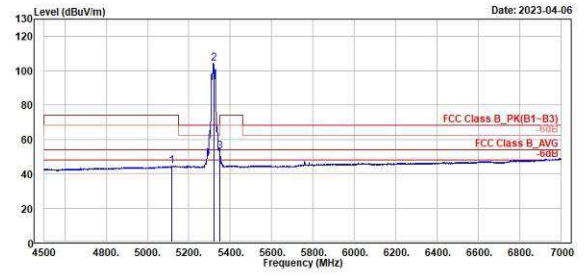
TUV Rheinland Taiwan Ltd.
No. 438-18, Sec 2, Fenhiao, Linkou Dist., New Taipei City 244, Taiwan(R.O.C.)
Tel: +886-2172-1000 Fax: +886-2172-1322



1	2	3	Read Level	Level Factor	Limit Line	Over Limit	APos	TPos	Remark	Pol/Phase	Note
1	2	3	MHz	dBuV/m	dBuV	dB/m	dBuV/m	dB	cm	deg	
1			5126.00	44.28	1.18	43.10	54.00	-9.72	200	224	Average Horizontal
2	*		5320.00	103.23	59.82	43.41	54.00	49.23	200	224	Average Horizontal
3	!		5353.50	50.31	7.13	43.18	54.00	-3.69	200	224	Average Horizontal



TUV Rheinland Taiwan Ltd.
No. 438-18, Sec 2, Fenhiao, Linkou Dist., New Taipei City 244, Taiwan(R.O.C.)
Tel: +886-2172-1000 Fax: +886-2172-1322



1	2	3	Read Level	Level Factor	Limit Line	Over Limit	APos	TPos	Remark	Pol/Phase	Note
1	2	3	MHz	dBuV/m	dBuV	dB/m	dBuV/m	dB	cm	deg	
1			5116.50	44.36	1.29	43.07	54.00	-9.64	100	82	Average Vertical
2	*		5320.00	104.23	60.82	43.41	54.00	50.23	100	82	Average Vertical
3	!		5350.00	53.00	9.87	43.13	54.00	-1.00	100	82	Average Vertical

802.11ax HE40

CH 54 (Horizontal) Peak

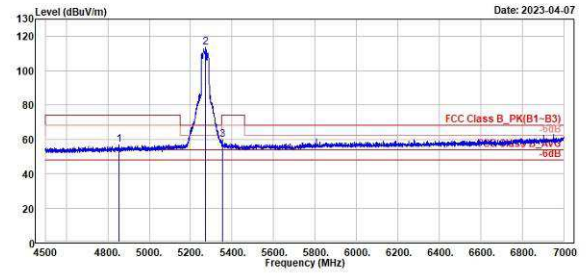
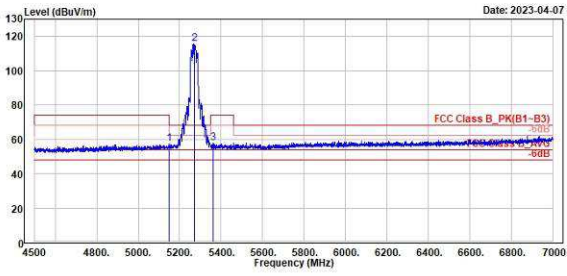
CH 54 (Vertical) Peak



TUV Rheinland Taiwan Ltd.
No. 438-18, Sec 2, Fenliiao, Linkou Dist., New Taipei City 244, Taiwan(R.O.C.)
Tel: +886-2172-1000 Fax: +886-2172-1322



TUV Rheinland Taiwan Ltd.
No. 438-18, Sec 2, Fenliiao, Linkou Dist., New Taipei City 244, Taiwan(R.O.C.)
Tel: +886-2172-1000 Fax: +886-2172-1322



Peak	Freq	Level	Read	Factor	Limit	Over	APos	TPos	Remark	Pol/Phase	Note
	MHz	dBuV/m	dBuV	dB/m	dBuV/m	dB	cm	deg			
1	5147.50	57.28	14.12	43.16	74.00	-16.72	208	220	Peak	Horizontal	
2	5270.00	115.83	72.56	43.27	68.29	47.53	208	220	Peak	Horizontal	
3	5361.50	57.80	14.52	43.28	74.00	-16.20	208	220	Peak	Horizontal	

Peak	Freq	Level	Read	Factor	Limit	Over	APos	TPos	Remark	Pol/Phase	Note
	MHz	dBuV/m	dBuV	dB/m	dBuV/m	dB	cm	deg			
1	4853.50	56.87	14.06	42.81	74.00	-17.13	155	167	Peak	Vertical	
2	5270.00	113.72	70.45	43.27	68.29	45.52	155	167	Peak	Vertical	
3	5352.50	59.63	16.46	43.17	74.00	-14.37	155	167	Peak	Vertical	

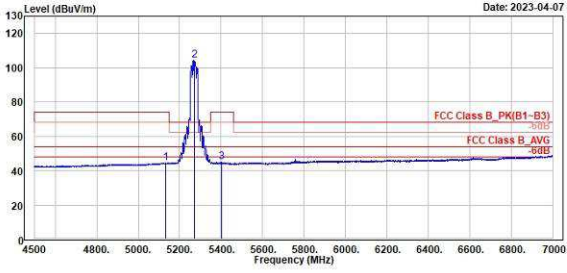
802.11ax HE40

CH 54 (Horizontal) Average

CH 54 (Vertical) Average



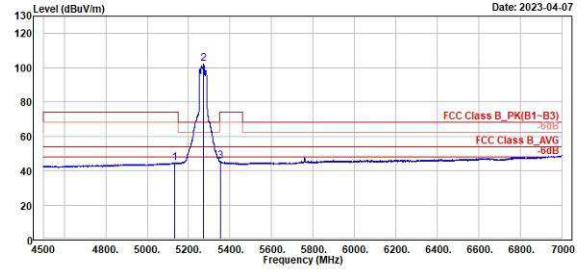
TUV Rheinland Taiwan Ltd.
No. 438-18, Sec 2, Fenliiao, Linkou Dist., New Taipei City 244, Taiwan(R.O.C.)
Tel: +886-2172-1000 Fax: +886-2172-1322



1	2	3
5132.00	5270.00	5402.50
44.63	104.14	44.88
1.51	60.87	1.12
43.12	43.27	43.76
54.00	54.00	54.00
-9.37	50.14	-9.12
208	220	208
220	Average	220
Horizontal	Horizontal	Horizontal



TUV Rheinland Taiwan Ltd.
No. 438-18, Sec 2, Fenliiao, Linkou Dist., New Taipei City 244, Taiwan(R.O.C.)
Tel: +886-2172-1000 Fax: +886-2172-1322



1	2	3
5133.00	5270.00	5355.00
44.62	102.26	45.39
1.49	58.99	2.19
43.13	43.27	43.20
54.00	54.00	54.00
-9.38	48.26	-8.61
155	167	155
167	Average	167
Vertical	Vertical	Vertical

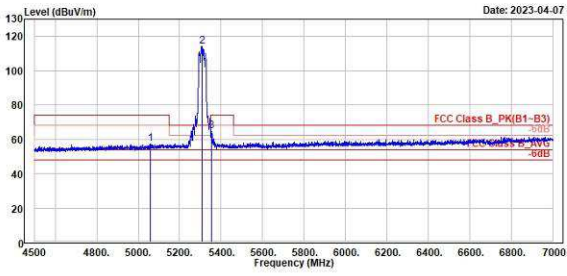
802.11ax HE40

CH 62 (Horizontal) Peak

CH 62 (Vertical) Peak



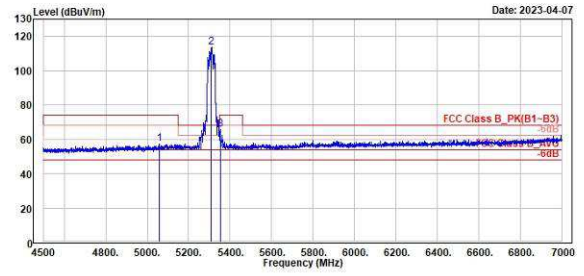
TUV Rheinland Taiwan Ltd.
No. 438-18, Sec 2, Fenliiao, Linkou Dist., New Taipei City 244, Taiwan(R.O.C.)
Tel: +886-2172-1000 Fax: +886-2172-1322



Peak	Freq (MHz)	Level (dBuV/m)	Read Level (dBuV)	Factor (dB/m)	Limit Line (dBuV/m)	Over Limit (dB)	APos (cm)	TPos (deg)	Remark	Pol/Phase	Note
1	5061.00	57.20	14.04	43.16	74.00	-16.80	206	217	Peak	Horizontal	
2	5318.00	114.00	70.59	43.50	69.29	45.80	206	217	Peak	Horizontal	
3	5353.00	64.56	21.38	43.18	74.00	-9.44	206	217	Peak	Horizontal	



TUV Rheinland Taiwan Ltd.
No. 438-18, Sec 2, Fenliiao, Linkou Dist., New Taipei City 244, Taiwan(R.O.C.)
Tel: +886-2172-1000 Fax: +886-2172-1322



Peak	Freq (MHz)	Level (dBuV/m)	Read Level (dBuV)	Factor (dB/m)	Limit Line (dBuV/m)	Over Limit (dB)	APos (cm)	TPos (deg)	Remark	Pol/Phase	Note
1	5068.00	57.41	14.24	43.17	74.00	-16.59	149	348	Peak	Vertical	
2	5318.00	113.88	70.38	43.50	69.29	45.68	149	348	Peak	Vertical	
3	5353.50	65.53	22.35	43.18	74.00	-8.47	149	348	Peak	Vertical	

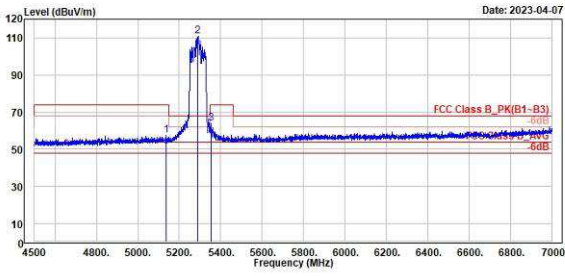
802.11ax HE80

CH 58 (Horizontal) Peak

CH 58 (Vertical) Peak



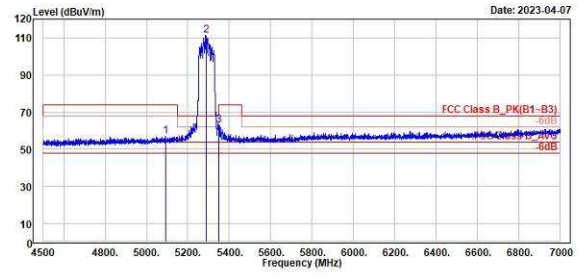
TUV Rheinland Taiwan Ltd.
No. 438-18, Sec 2, Feniiao, Linkou Dist., New Taipei City 244, Taiwan(R.O.C.)
Tel: +886-2172-1000 Fax: +886-2172-1322



Peak	Freq	Level	Read Level	Factor	Limit Line	Over Limit	APos	TPos	Remark	Pol/Phase	Note
	MHz	dBuV/m	dBuV	dB/m	dBuV/m	dB	cm	deg			
1	5136.50	57.32	14.19	43.13	74.00	-16.68	184	347	Peak	Vertical	
2	5290.00	110.07	67.39	42.68	74.00	-16.63	184	347	Peak	Vertical	
3	5353.00	63.93	20.75	43.18	74.00	-10.07	184	347	Peak	Vertical	



TUV Rheinland Taiwan Ltd.
No. 438-18, Sec 2, Feniiao, Linkou Dist., New Taipei City 244, Taiwan(R.O.C.)
Tel: +886-2172-1000 Fax: +886-2172-1322



Peak	Freq	Level	Read Level	Factor	Limit Line	Over Limit	APos	TPos	Remark	Pol/Phase	Note
	MHz	dBuV/m	dBuV	dB/m	dBuV/m	dB	cm	deg			
1	5090.00	56.94	13.88	43.06	74.00	-17.06	198	218	Peak	Horizontal	
2	5290.00	111.37	67.69	43.68	74.00	-16.31	198	218	Peak	Horizontal	
3	5350.50	62.86	19.72	43.14	74.00	-11.14	198	218	Peak	Horizontal	

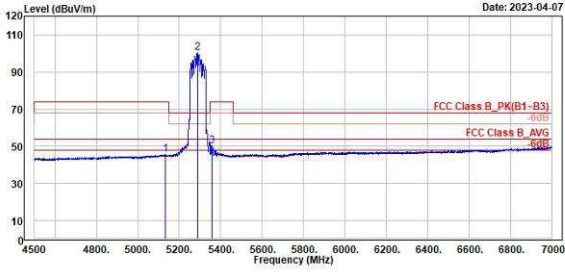
802.11ax HE80

CH 58 (Horizontal) Average

CH 58 (Vertical) Average



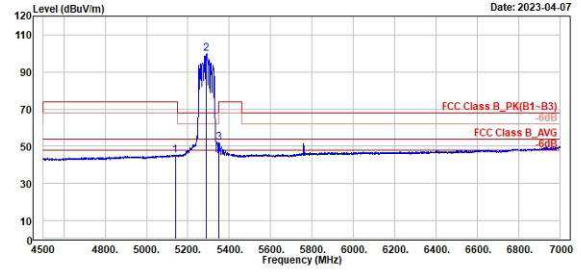
TUV Rheinland Taiwan Ltd.
No. 438-18, Sec 2, Fenhiao, Linkou Dist., New Taipei City 244, Taiwan(R.O.C.)
Tel: +886-2172-1000 Fax: +886-2172-1322



Read	Level	Factor	Limit	Over	APos	TPos	Remark	Pol/Phase	Note
MHz	dBuV/m	dBuV	dB/m	dBuV/m	dB	cm	deg		
1	5133.56	45.40	2.27	43.13	54.00	-8.60	198	218	Average Horizontal
2 *	5290.00	100.10	56.70	43.40	54.00	46.10	198	218	Average Horizontal
3 !	5357.00	50.41	7.19	43.22	54.00	-3.59	198	218	Average Horizontal



TUV Rheinland Taiwan Ltd.
No. 438-18, Sec 2, Fenhiao, Linkou Dist., New Taipei City 244, Taiwan(R.O.C.)
Tel: +886-2172-1000 Fax: +886-2172-1322



Read	Level	Factor	Limit	Over	APos	TPos	Remark	Pol/Phase	Note
MHz	dBuV/m	dBuV	dB/m	dBuV/m	dB	cm	deg		
1	5139.00	45.29	2.15	43.14	54.00	-8.71	184	347	Average Vertical
2 *	5290.00	100.10	56.62	43.40	54.00	46.10	184	347	Average Vertical
3 !	5351.00	52.10	8.96	43.14	54.00	-1.90	184	347	Average Vertical

802.11ax HE160

CH 50 (Horizontal) Peak

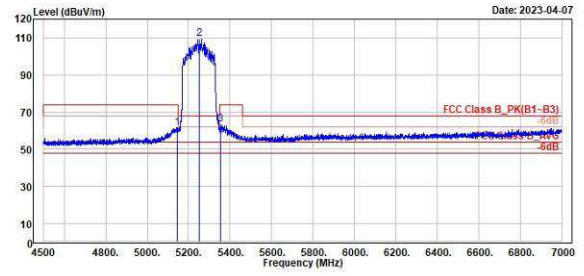
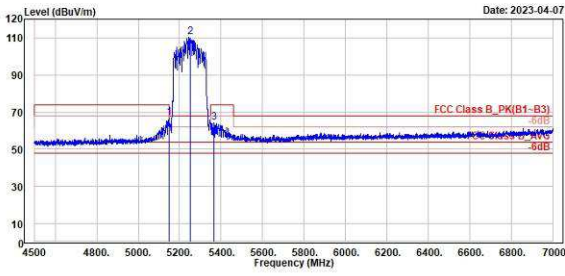
CH 50 (Vertical) Peak



TUV Rheinland Taiwan Ltd.
No. 438-18, Sec 2, Fenliao, Linkou Dist., New Taipei City 244, Taiwan(R.O.C.)
Tel: +886-2172-1000 Fax: +886-2172-1322



TUV Rheinland Taiwan Ltd.
No. 438-18, Sec 2, Fenliao, Linkou Dist., New Taipei City 244, Taiwan(R.O.C.)
Tel: +886-2172-1000 Fax: +886-2172-1322



Peak	Freq	Level	Read Level	Factor	Limit Line	Over Limit	APos	TPos	Remark	Pol/Phase	Note
	MHz	dBuV/m	dBuV	dB/m	dBuV/m	dB	cm	deg			
1	5147.50	67.27	24.11	43.16	74.00	-6.73	186	212	Peak	Horizontal	
2	5250.00	110.50	57.53	43.05	69.29	42.38	186	212	Peak	Horizontal	
3	5367.00	64.32	28.97	43.35	74.00	-9.68	186	212	Peak	Horizontal	

Peak	Freq	Level	Read Level	Factor	Limit Line	Over Limit	APos	TPos	Remark	Pol/Phase	Note
	MHz	dBuV/m	dBuV	dB/m	dBuV/m	dB	cm	deg			
1	5145.50	61.79	18.63	43.16	74.00	-12.21	186	151	Peak	Vertical	
2	5250.00	109.63	66.58	43.05	69.29	41.43	186	151	Peak	Vertical	
3	5353.50	63.45	28.27	43.18	74.00	-10.55	186	151	Peak	Vertical	

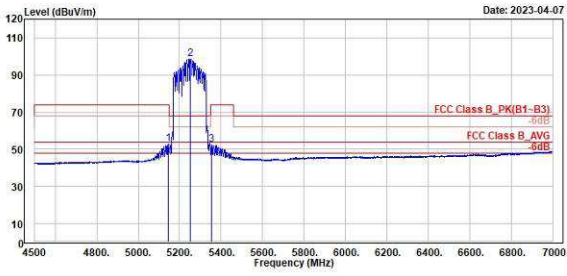
802.11ax HE160

CH 50 (Horizontal) Average

CH 50 (Vertical) Average



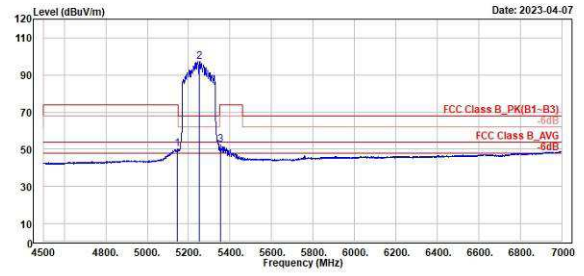
TUV Rheinland Taiwan Ltd.
No. 438-18, Sec 2, Fenliao, Linkou Dist., New Taipei City 244, Taiwan(R.O.C.)
Tel: +886-2172-1000 Fax: +886-2172-1322



Freq	Level	Read	Factor	Limit	Over	APos	TPos	Remark	Pol/Phase	Note
MHz	dBuV/m	dBuV	dB/m	dBuV/m	dB	cm	deg			
1	5144.50	52.94	9.78	43.16	54.00	-1.06	186	212 Average	Horizontal	
2 *	5250.00	98.66	55.61	43.05	54.00	44.66	186	212 Average	Horizontal	
3 !	5354.50	52.25	9.66	43.19	54.00	-1.75	186	212 Average	Horizontal	



TUV Rheinland Taiwan Ltd.
No. 438-18, Sec 2, Fenliao, Linkou Dist., New Taipei City 244, Taiwan(R.O.C.)
Tel: +886-2172-1000 Fax: +886-2172-1322



Freq	Level	Read	Factor	Limit	Over	APos	TPos	Remark	Pol/Phase	Note
MHz	dBuV/m	dBuV	dB/m	dBuV/m	dB	cm	deg			
1	5145.00	50.17	7.01	43.16	54.00	-3.83	186	151 Average	Vertical	
2 *	5250.00	97.13	54.08	43.05	54.00	43.13	186	151 Average	Vertical	
3 !	5352.50	52.29	9.12	43.17	54.00	-1.71	186	151 Average	Vertical	

Band Edges, 5.3GHz ~ 5.47GHz, 5.725GHz
U-NII-2C

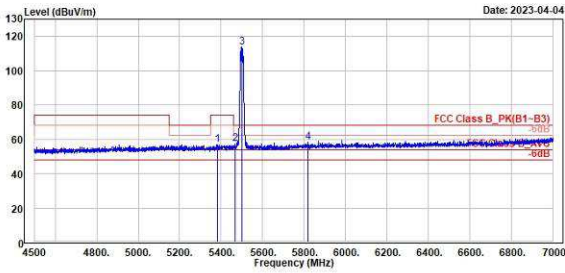
802.11a

CH 100 (Horizontal) Peak

CH 100 (Vertical) Peak



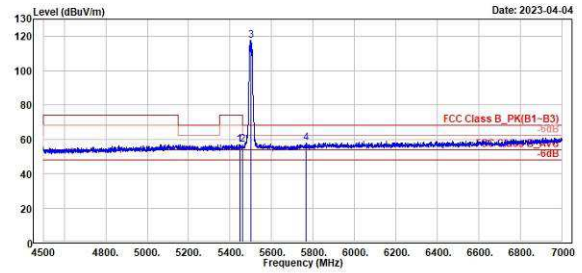
TUV Rheinland Taiwan Ltd.
No. 438-18, Sec 2, Fenliiao, Linkou Dist., New Taipei City 244, Taiwan(R.O.C.)
Tel: +886-2172-1000 Fax: +886-2172-1322



Peak	Freq	Level	Read	Limit	Over	APos	TPos	Remark	Pol/Phase	Note
	MHz	dBuV/m	dBuV	dB/m	dBuV/m	dB	cm	deg		
1	5382.00	96.97	13.43	43.54	74.00	-17.03	206	220 Peak	Horizontal	
2	5460.00	57.11	13.64	43.44	68.20	-11.09	206	220 Peak	Horizontal	
3	5500.00	113.83	70.28	43.55	68.20	45.63	206	220 Peak	Horizontal	
4	5821.50	58.54	14.56	43.98	68.20	-9.66	206	220 Peak	Horizontal	



TUV Rheinland Taiwan Ltd.
No. 438-18, Sec 2, Fenliiao, Linkou Dist., New Taipei City 244, Taiwan(R.O.C.)
Tel: +886-2172-1000 Fax: +886-2172-1322



Peak	Freq	Level	Read	Limit	Over	APos	TPos	Remark	Pol/Phase	Note
	MHz	dBuV/m	dBuV	dB/m	dBuV/m	dB	cm	deg		
1	5445.50	57.09	13.64	43.45	74.00	-16.91	197	286 Peak	Vertical	
2	5460.00	56.71	13.27	43.44	68.20	-11.49	197	286 Peak	Vertical	
3	5500.00	117.72	74.17	43.55	68.20	49.52	197	286 Peak	Vertical	
4	5768.00	58.05	14.08	43.97	68.20	-10.15	197	286 Peak	Vertical	

802.11a

CH 100 (Horizontal) Average

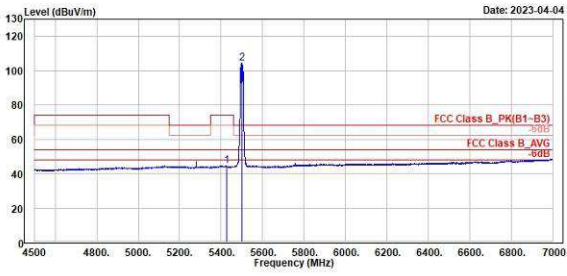
CH 100 (Vertical) Average



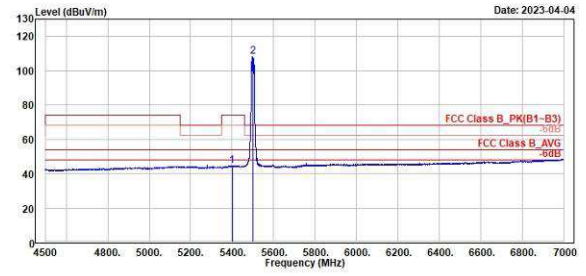
TUV Rheinland Taiwan Ltd.
No. 438-18, Sec 2, Fenliiao, Linkou Dist., New Taipei City 244, Taiwan(R.O.C.)
Tel: +886-2172-1000 Fax: +886-2172-1322



TUV Rheinland Taiwan Ltd.
No. 438-18, Sec 2, Fenliiao, Linkou Dist., New Taipei City 244, Taiwan(R.O.C.)
Tel: +886-2172-1000 Fax: +886-2172-1322



Read	Limit	Over	APos	TPos	Remark	Pol/Phase	Note		
Level	Line	Limit							
Factor									
dBuV	dB/m	dBuV/m	cm	deg					
1	5428.58	44.63	1.06	43.57	54.00	-9.37	286	220 Average	Horizontal
2 *	5500.00	104.39	60.84	43.55	54.00	58.39	206	220 Average	Horizontal



Read	Limit	Over	APos	TPos	Remark	Pol/Phase	Note		
Level	Line	Limit							
Factor									
dBuV	dB/m	dBuV/m	cm	deg					
1	5400.50	44.68	0.91	43.77	54.00	-9.32	197	286 Average	Vertical
2 *	5500.00	108.22	64.67	43.55	54.00	54.22	197	286 Average	Vertical

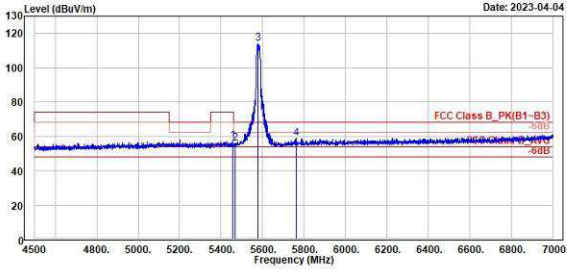
802.11a

CH 116 (Horizontal) Peak

CH 116 (Vertical) Peak



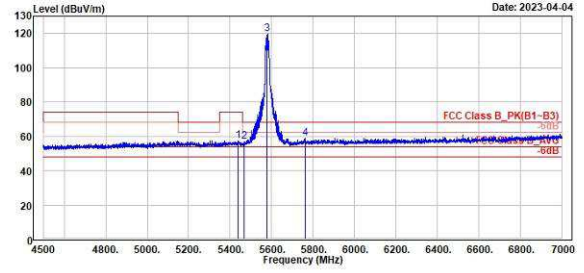
TUV Rheinland Taiwan Ltd.
No. 438-18, Sec 2, Fenliiao, Linkou Dist., New Taipei City 244, Taiwan(R.O.C.)
Tel: +886-2172-1000 Fax: +886-2172-1322



Peak	Freq	Level	Read	Limit	Over	APos	TPos	Remark	Pol/Phase	Note
	MHz	dBuV/m	dBuV	dB/m	dBuV/m	dB	cm	deg		
1	5456.50	57.19	13.76	43.43	74.00	-16.81	168	4 Peak	Horizontal	
2	5456.50	55.88	12.42	43.46	68.20	-12.32	168	4 Peak	Horizontal	
3 *	5580.00	114.37	70.85	43.52	68.20	46.17	168	4 Peak	Horizontal	
4	5763.50	58.73	14.76	43.97	68.20	-9.47	168	4 Peak	Horizontal	



TUV Rheinland Taiwan Ltd.
No. 438-18, Sec 2, Fenliiao, Linkou Dist., New Taipei City 244, Taiwan(R.O.C.)
Tel: +886-2172-1000 Fax: +886-2172-1322



Peak	Freq	Level	Read	Limit	Over	APos	TPos	Remark	Pol/Phase	Note
	MHz	dBuV/m	dBuV	dB/m	dBuV/m	dB	cm	deg		
1	5439.00	57.48	13.90	43.50	74.00	-16.60	266	344 Peak	Vertical	
2	5469.50	56.94	13.47	43.47	68.20	-11.26	266	344 Peak	Vertical	
3 *	5580.00	119.70	76.18	43.52	68.20	51.50	266	344 Peak	Vertical	
4	5760.50	58.83	14.86	43.97	68.20	-9.37	266	344 Peak	Vertical	

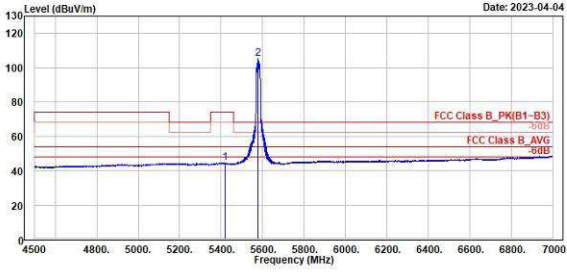
802.11a

CH 116 (Horizontal) Average

CH 116 (Vertical) Average



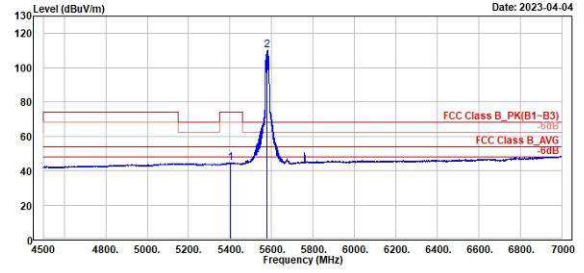
TUV Rheinland Taiwan Ltd.
No. 438-18, Sec 2, Fenliiao, Linkou Dist., New Taipei City 244, Taiwan(R.O.C.)
Tel: +886-2172-1000 Fax: +886-2172-1322



Read	Limit	Over	APos	TPos	Remark	Pol/Phase	Note				
Level	Line	Limit									
Factor											
dBuV	dB/m	dBuV/m	cm	deg							
1	5418.58	44.56	0.92	43.64	54.00	-9.44	168	4	Average	Horizontal	
2 *	5588.00	105.14	61.62	43.52	54.00	51.14	168	4	Average	Horizontal	



TUV Rheinland Taiwan Ltd.
No. 438-18, Sec 2, Fenliiao, Linkou Dist., New Taipei City 244, Taiwan(R.O.C.)
Tel: +886-2172-1000 Fax: +886-2172-1322



Read	Limit	Over	APos	TPos	Remark	Pol/Phase	Note				
Level	Line	Limit									
Factor											
dBuV	dB/m	dBuV/m	cm	deg							
1	5401.50	44.51	0.74	43.77	54.00	-9.49	266	344	Average	Vertical	
2 *	5588.00	118.09	66.57	43.52	54.00	56.09	266	344	Average	Vertical	

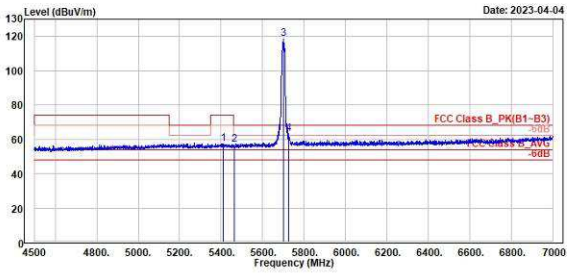
802.11a

CH 140 (Horizontal) Peak

CH 140 (Vertical) Peak



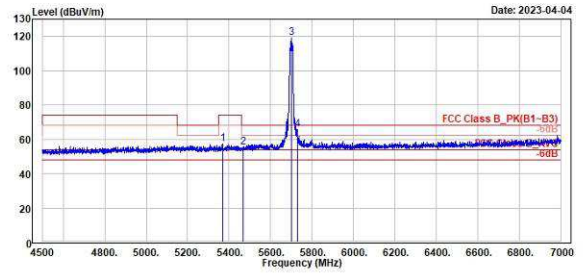
TUV Rheinland Taiwan Ltd.
No. 438-18, Sec 2, Fenliiao, Linkou Dist., New Taipei City 244, Taiwan(R.O.C.)
Tel: +886-2172-1000 Fax: +886-2172-1322



Peak	Freq	Level	Read	Limit	Over	APos	TPos	Remark	Pol/Phase	Note
	MHz	dBuV/m	dBuV	dB/m	dBuV/m	dB	cm	deg		
1	5412.00	57.53	13.85	43.68	74.00	-16.47	197	4 Peak	Horizontal	
2	5465.00	56.99	13.53	43.46	68.20	-11.21	197	4 Peak	Horizontal	
3 *	5700.00	118.62	75.20	43.42	68.20	50.42	197	4 Peak	Horizontal	
4 †	5726.00	63.18	19.48	43.70	68.20	-5.02	197	4 Peak	Horizontal	



TUV Rheinland Taiwan Ltd.
No. 438-18, Sec 2, Fenliiao, Linkou Dist., New Taipei City 244, Taiwan(R.O.C.)
Tel: +886-2172-1000 Fax: +886-2172-1322



Peak	Freq	Level	Read	Limit	Over	APos	TPos	Remark	Pol/Phase	Note
	MHz	dBuV/m	dBuV	dB/m	dBuV/m	dB	cm	deg		
1	5368.00	57.35	13.98	43.37	74.00	-16.65	244	344 Peak	Vertical	
2	5469.50	55.40	11.93	43.47	68.20	-12.80	244	344 Peak	Vertical	
3 *	5700.00	119.30	75.88	43.42	68.20	51.10	244	344 Peak	Vertical	
4 †	5731.00	65.79	22.04	43.75	68.20	-2.41	244	344 Peak	Vertical	

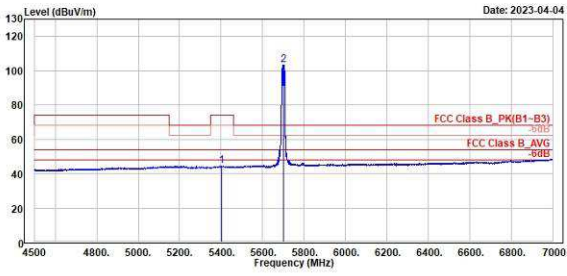
802.11a

CH 140 (Horizontal) Average

CH 140 (Vertical) Average



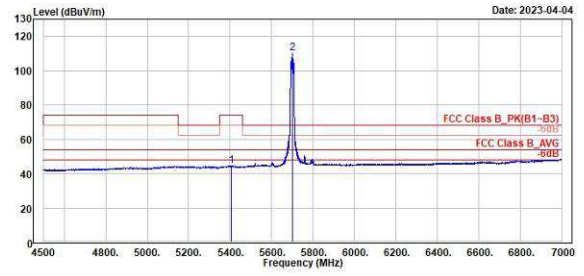
TUV Rheinland Taiwan Ltd.
No. 438-18, Sec 2, Fenliao, Linkou Dist., New Taipei City 244, Taiwan(R.O.C.)
Tel: +886-2172-1000 Fax: +886-2172-1322



Freq	Level	Read	Limit	Over	APos	TPos	Remark	Pol/Phase	Note
MHz	dBuV/m	dBuV	dB/m	dBuV/m	dB	cm	deg		
1	5484.58	44.35	0.61	43.74	54.00	-9.65	197	4 Average	Horizontal
2 *	5780.00	103.55	60.13	43.42	54.00	49.55	197	4 Average	Horizontal



TUV Rheinland Taiwan Ltd.
No. 438-18, Sec 2, Fenliao, Linkou Dist., New Taipei City 244, Taiwan(R.O.C.)
Tel: +886-2172-1000 Fax: +886-2172-1322



Freq	Level	Read	Limit	Over	APos	TPos	Remark	Pol/Phase	Note
MHz	dBuV/m	dBuV	dB/m	dBuV/m	dB	cm	deg		
1	5487.00	44.52	0.88	43.72	54.00	-9.48	244	344 Average	Vertical
2 *	5780.00	110.18	66.76	43.42	54.00	56.18	244	344 Average	Vertical

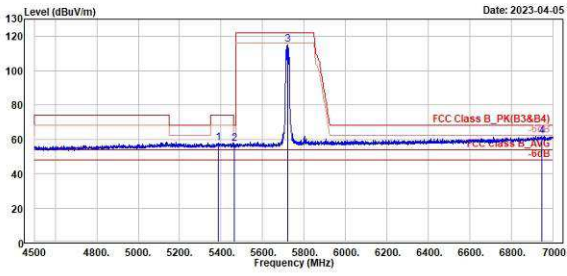
802.11a

CH 144 (Horizontal) Peak

CH 144 (Vertical) Peak



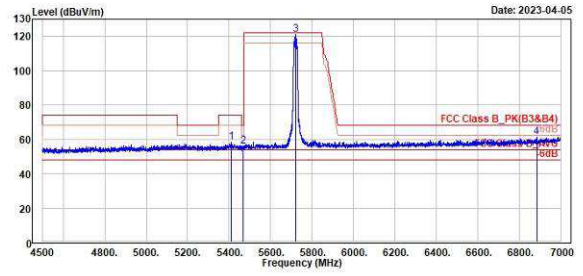
TUV Rheinland Taiwan Ltd.
No. 438-18, Sec 2, Fenliiao, Linkou Dist., New Taipei City 244, Taiwan(R.O.C.)
Tel: +886-2172-1000 Fax: +886-2172-1322



Peak	Freq	Level	Read	Limit	Over	APos	TPos	Remark	Pol/Phase	Note
	MHz	dBuV/m	dBuV	dB/m	dBuV/m	dB	cm	deg		
1	5384.50	57.82	14.25	43.57	74.00	-16.18	193	227 Peak	Horizontal	
2	5463.00	57.37	13.91	43.46	68.20	-10.83	193	227 Peak	Horizontal	
3	5726.00	115.35	71.72	43.63	122.20	-6.85	193	227 Peak	Horizontal	
4	6948.50	61.97	16.35	45.62	68.20	-6.23	193	227 Peak	Horizontal	



TUV Rheinland Taiwan Ltd.
No. 438-18, Sec 2, Fenliiao, Linkou Dist., New Taipei City 244, Taiwan(R.O.C.)
Tel: +886-2172-1000 Fax: +886-2172-1322



Peak	Freq	Level	Read	Limit	Over	APos	TPos	Remark	Pol/Phase	Note
	MHz	dBuV/m	dBuV	dB/m	dBuV/m	dB	cm	deg		
1	5411.50	58.37	14.68	43.69	74.00	-15.63	265	347 Peak	Vertical	
2	5467.50	56.09	12.63	43.46	68.20	-12.11	265	347 Peak	Vertical	
3	5726.00	121.33	77.70	43.63	122.20	-6.87	265	347 Peak	Vertical	
4	6884.50	61.17	15.82	45.35	68.20	-7.03	265	347 Peak	Vertical	

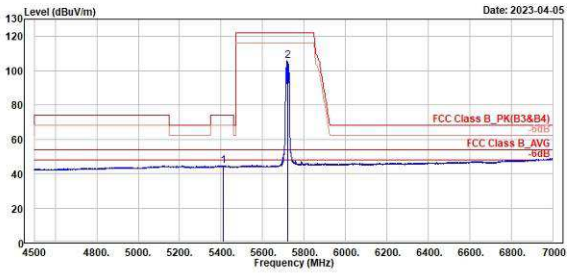
802.11a

CH 144 (Horizontal) Average

CH 144 (Vertical) Average



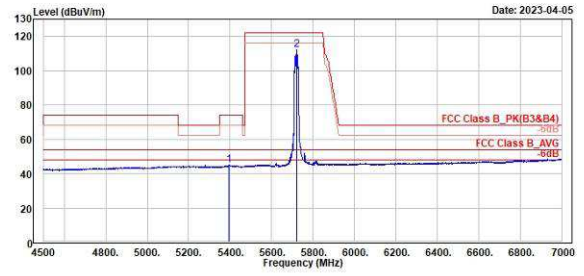
TUV Rheinland Taiwan Ltd.
No. 438-18, Sec 2, Fenliiao, Linkou Dist., New Taipei City 244, Taiwan(R.O.C.)
Tel: +886-2172-1000 Fax: +886-2172-1322



Freq	Level	Read Level	Factor	Limit Line	Over Limit	APos	TPos	Remark	Pol/Phase	Note
MHz	dBuV/m	dBuV	dB/m	dBuV/m	dB	cm	deg			
1	5412.00	44.58	0.90	43.68	54.00	-9.42	193	227 Average	Horizontal	
2 *	5720.00	105.60	61.97	43.63	54.00	51.60	193	227 Average	Horizontal	



TUV Rheinland Taiwan Ltd.
No. 438-18, Sec 2, Fenliiao, Linkou Dist., New Taipei City 244, Taiwan(R.O.C.)
Tel: +886-2172-1000 Fax: +886-2172-1322



Freq	Level	Read Level	Factor	Limit Line	Over Limit	APos	TPos	Remark	Pol/Phase	Note
MHz	dBuV/m	dBuV	dB/m	dBuV/m	dB	cm	deg			
1	5394.50	44.78	1.08	43.70	54.00	-9.22	265	347 Average	Vertical	
2 *	5720.00	112.31	68.68	43.63	54.00	58.31	265	347 Average	Vertical	

802.11ax HE20

CH 100 (Horizontal) Peak

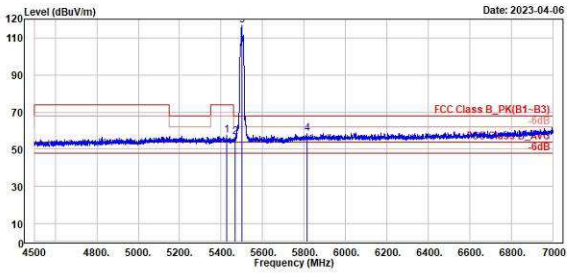
CH 100 (Vertical) Peak



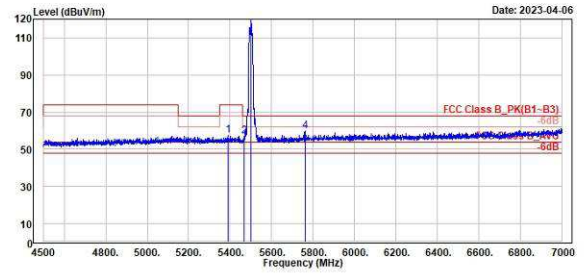
TUV Rheinland Taiwan Ltd.
No. 438-18, Sec 2, Fenliiao, Linkou Dist., New Taipei City 244, Taiwan(R.O.C.)
Tel: +886-2172-1000 Fax: +886-2172-1322



TUV Rheinland Taiwan Ltd.
No. 438-18, Sec 2, Fenliiao, Linkou Dist., New Taipei City 244, Taiwan(R.O.C.)
Tel: +886-2172-1000 Fax: +886-2172-1322



	Read	Limit	Over	APos	TPos	Remark	Pol/Phase	Note	
1	5425.50	57.41	13.82	43.59	74.00	-16.59	273	238 Peak	Horizontal
2	5469.00	56.79	13.32	43.47	68.20	-11.41	273	238 Peak	Horizontal
3 *	5500.00	116.72	73.17	43.55	68.20	48.52	273	238 Peak	Horizontal
4	5816.00	58.55	14.57	43.98	68.20	-9.65	273	238 Peak	Horizontal



	Read	Limit	Over	APos	TPos	Remark	Pol/Phase	Note	
1	5388.50	57.41	13.79	43.62	74.00	-16.59	327	342 Peak	Vertical
2	5469.50	56.88	13.41	43.47	68.20	-11.32	327	342 Peak <th>Vertical</th>	Vertical
3 *	5500.00	119.48	75.33	43.55	68.20	51.28	327	342 Peak <th>Vertical</th>	Vertical
4	5760.50	59.89	15.92	43.97	68.20	-8.31	327	342 Peak <th>Vertical</th>	Vertical

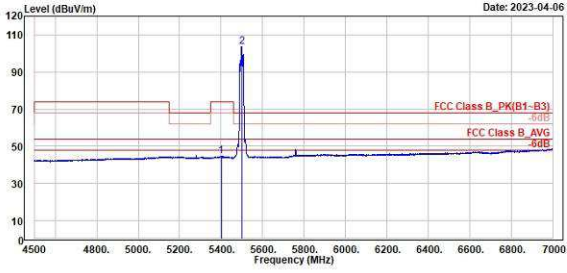
802.11ax HE20

CH 100 (Horizontal) Average

CH 100 (Vertical) Average



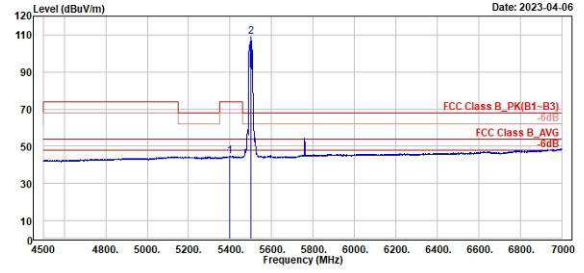
TÜV Rheinland Taiwan Ltd.
No. 438-18, Sec 2, Fenliao, Linkou Dist., New Taipei City 244, Taiwan(R.O.C.)
Tel: +886-2172-1000 Fax: +886-2172-1322



Read	Level	Factor	Limit	Over	APos	TPos	Remark	Pol/Phase	Note
MHz	dBuV/m	dBuV	dB/m	dBuV/m	dB	cm	deg		
1	5480.58	44.78	1.01	43.77	54.00	-9.22	273	238	Average Horizontal
2 *	5500.00	103.51	59.96	43.55	54.00	49.51	273	238	Average Horizontal



TÜV Rheinland Taiwan Ltd.
No. 438-18, Sec 2, Fenliao, Linkou Dist., New Taipei City 244, Taiwan(R.O.C.)
Tel: +886-2172-1000 Fax: +886-2172-1322



Read	Level	Factor	Limit	Over	APos	TPos	Remark	Pol/Phase	Note
MHz	dBuV/m	dBuV	dB/m	dBuV/m	dB	cm	deg		
1	5398.00	44.57	0.82	43.75	54.00	-9.43	327	342	Average Vertical
2 *	5500.00	108.92	65.37	43.55	54.00	54.92	327	342	Average Vertical

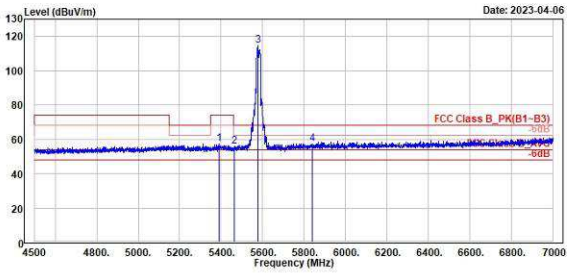
802.11ax HE20

CH 116 (Horizontal) Peak

CH 116 (Vertical) Peak



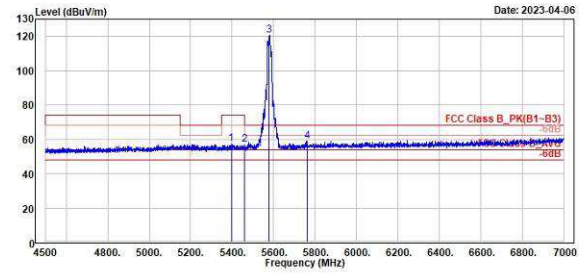
TUV Rheinland Taiwan Ltd.
No. 438-18, Sec 2, Fenliiao, Linkou Dist., New Taipei City 244, Taiwan(R.O.C.)
Tel: +886-2172-1000 Fax: +886-2172-1322



Peak	Freq	Level	Read	Limit	Over	APos	TPos	Remark	Pol/Phase	Note
	MHz	dBuV/m	dBuV	dB/m	dBuV/m	dB	cm	deg		
1	5391.50	57.20	13.53	43.67	74.00	-16.80	198	360	Peak	Horizontal
2	5464.50	55.95	12.49	43.46	68.20	-12.25	198	360	Peak	Horizontal
3 *	5580.00	114.83	71.31	43.52	68.20	46.63	198	360	Peak	Horizontal
4	5840.00	57.58	13.63	43.95	68.20	-10.62	198	360	Peak	Horizontal



TUV Rheinland Taiwan Ltd.
No. 438-18, Sec 2, Fenliiao, Linkou Dist., New Taipei City 244, Taiwan(R.O.C.)
Tel: +886-2172-1000 Fax: +886-2172-1322



Peak	Freq	Level	Read	Limit	Over	APos	TPos	Remark	Pol/Phase	Note
	MHz	dBuV/m	dBuV	dB/m	dBuV/m	dB	cm	deg		
1	5396.50	57.43	13.70	43.73	74.00	-16.57	317	351	Peak	Vertical
2	5463.00	56.79	13.35	43.44	68.20	-11.41	317	351	Peak	Vertical
3 *	5580.00	120.67	77.15	43.52	68.20	52.47	317	351	Peak	Vertical
4	5760.50	58.83	14.86	43.97	68.20	-9.37	317	351	Peak	Vertical

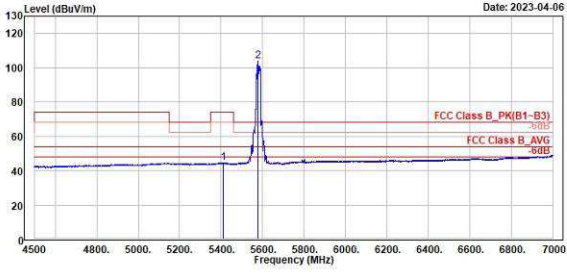
802.11ax HE20

CH 116 (Horizontal) Average

CH 116 (Vertical) Average



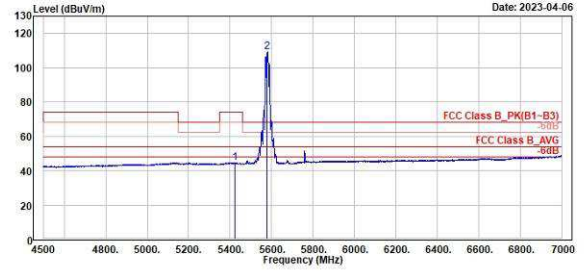
TUV Rheinland Taiwan Ltd.
No. 438-18, Sec 2, Fenliiao, Linkou Dist., New Taipei City 244, Taiwan(R.O.C.)
Tel: +886-2172-1000 Fax: +886-2172-1322



Read	Limit	Over	APos	TPos	Remark	Pol/Phase	Note				
Level	Line	Limit									
Factor											
dBuV	dB/m	dBuV/m	cm	deg							
1	5409.58	44.54	0.84	43.70	54.00	-9.46	198	360	Average	Horizontal	
2	5580.00	103.91	60.39	43.52	54.00	49.91	198	360	Average	Horizontal	



TUV Rheinland Taiwan Ltd.
No. 438-18, Sec 2, Fenliiao, Linkou Dist., New Taipei City 244, Taiwan(R.O.C.)
Tel: +886-2172-1000 Fax: +886-2172-1322



Read	Limit	Over	APos	TPos	Remark	Pol/Phase	Note				
Level	Line	Limit									
Factor											
dBuV	dB/m	dBuV/m	cm	deg							
1	5423.50	44.54	0.94	43.60	54.00	-9.46	317	351	Average	Vertical	
2	5580.00	109.35	65.83	43.52	54.00	55.35	317	351	Average	Vertical	

802.11ax HE20

CH 140 (Horizontal) Peak

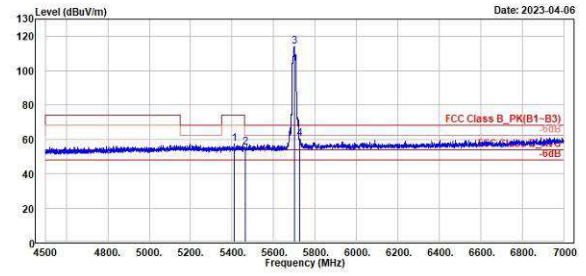
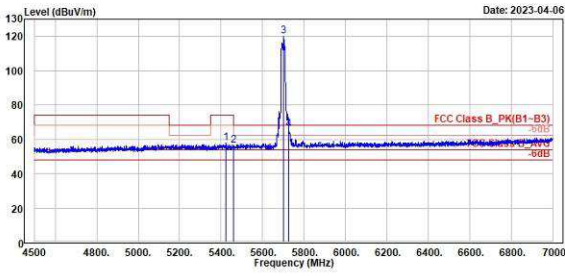
CH 140 (Vertical) Peak



TUV Rheinland Taiwan Ltd.
No. 438-18, Sec 2, Fenliiao, Linkou Dist., New Taipei City 244, Taiwan(R.O.C.)
Tel: +886-2172-1000 Fax: +886-2172-1322



TUV Rheinland Taiwan Ltd.
No. 438-18, Sec 2, Fenliiao, Linkou Dist., New Taipei City 244, Taiwan(R.O.C.)
Tel: +886-2172-1000 Fax: +886-2172-1322



Peak	Freq	Level	Read	Limit	Over	APos	TPos	Remark	Pol/Phase	Note
	MHz	dBuV/m	dBuV	dB/m	dBuV/m	dB	cm	deg		
1	5421.58	57.77	14.15	43.62	74.00	-16.23	317	346	Peak	Vertical
2	5461.58	56.57	13.13	43.44	68.20	-11.63	317	346	Peak	Vertical
3 *	5700.00	120.11	76.59	43.42	68.20	51.91	317	346	Peak	Vertical
4 †	5725.00	65.55	21.86	43.69	68.20	-2.65	317	346	Peak	Vertical

Peak	Freq	Level	Read	Limit	Over	APos	TPos	Remark	Pol/Phase	Note
	MHz	dBuV/m	dBuV	dB/m	dBuV/m	dB	cm	deg		
1	5418.00	57.43	13.73	43.70	74.00	-16.57	242	233	Peak	Horizontal
2	5465.00	55.56	12.10	43.46	68.20	-12.64	242	233	Peak	Horizontal
3 *	5700.00	114.22	70.80	43.42	68.20	46.02	242	233	Peak	Horizontal
4 †	5727.50	60.34	16.62	43.72	68.20	-7.86	242	233	Peak	Horizontal

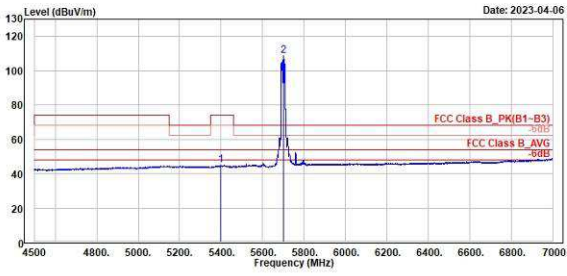
802.11ax HE20

CH 140 (Horizontal) Average

CH 140 (Vertical) Average



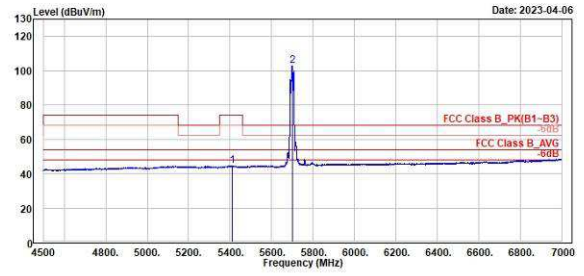
TUV Rheinland Taiwan Ltd.
No. 438-18, Sec 2, Fenliiao, Linkou Dist., New Taipei City 244, Taiwan(R.O.C.)
Tel: +886-2172-1000 Fax: +886-2172-1322



Read	Limit	Over	APos	TPos	Remark	Pol/Phase	Note	
Level	Line	Limit	cm	deg				
Factor								
Freq	Level	Level	dB/m	dBuV/m	dB	cm	deg	
MHz	dBuV/m	dBuV	dB/m	dBuV/m	dB	cm	deg	
1	5398.58	44.84	1.09	43.75	54.00	-9.16	317	346 Average Vertical
2 *	5780.00	108.91	65.49	43.42	54.00	54.91	317	346 Average Vertical



TUV Rheinland Taiwan Ltd.
No. 438-18, Sec 2, Fenliiao, Linkou Dist., New Taipei City 244, Taiwan(R.O.C.)
Tel: +886-2172-1000 Fax: +886-2172-1322



Read	Limit	Over	APos	TPos	Remark	Pol/Phase	Note	
Level	Line	Limit	cm	deg				
Factor								
Freq	Level	Level	dB/m	dBuV/m	dB	cm	deg	
MHz	dBuV/m	dBuV	dB/m	dBuV/m	dB	cm	deg	
1	5412.50	44.56	0.88	43.68	54.00	-9.44	242	233 Average Horizontal
2 *	5780.00	102.98	59.56	43.42	54.00	48.98	242	233 Average Horizontal

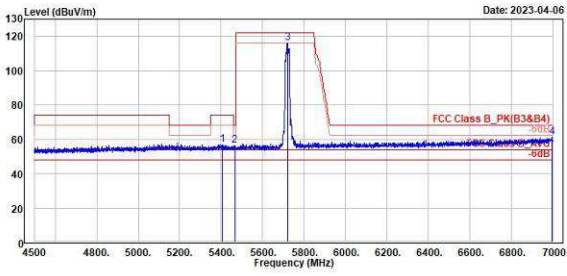
802.11ax HE20

CH 144 (Horizontal) Peak

CH 144 (Vertical) Peak



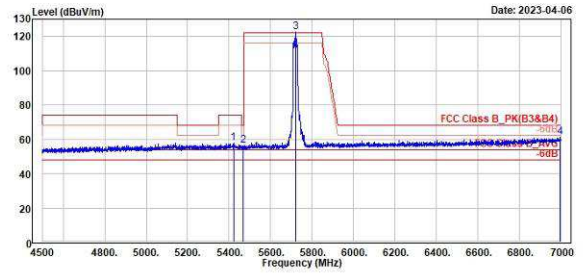
TUV Rheinland Taiwan Ltd.
No. 438-18, Sec 2, Fenliiao, Linkou Dist., New Taipei City 244, Taiwan(R.O.C.)
Tel: +886-2172-1000 Fax: +886-2172-1322



Read	Limit	Over	APos	TPos	Remark	Pol/Phase	Note			
Level	Line	Limit	cm	deg						
Factor	dB/m	dB								
dBuV	dBuV/m	dB								
1	5486.00	56.96	13.23	43.73	74.00	-17.04	305	233 Peak	Horizontal	
2	5466.00	56.16	12.70	43.46	68.20	-12.04	305	233 Peak	Horizontal	
3	5728.00	116.33	72.70	43.63	122.20	-5.87	305	233 Peak	Horizontal	
4	6995.00	61.39	15.27	46.12	68.20	-6.81	305	233 Peak	Horizontal	



TUV Rheinland Taiwan Ltd.
No. 438-18, Sec 2, Fenliiao, Linkou Dist., New Taipei City 244, Taiwan(R.O.C.)
Tel: +886-2172-1000 Fax: +886-2172-1322



Read	Limit	Over	APos	TPos	Remark	Pol/Phase	Note			
Level	Line	Limit	cm	deg						
Factor	dB/m	dB								
dBuV	dBuV/m	dB								
1	5421.00	57.59	13.97	43.62	74.00	-16.41	317	347 Peak	Vertical	
2	5469.50	56.26	12.79	43.47	68.20	-11.94	317	347 Peak	Vertical	
3	5728.00	122.34	78.71	43.63	122.20	0.14	317	347 Peak	Vertical	
4	6998.00	61.16	15.01	46.15	68.20	-7.04	317	347 Peak	Vertical	