STRATA POWER AMPLIFIER
EXTERIOR FRONT VIEW
STAHPU2D

STRATA POWER AMPLIFIER
EXTERIOR REAR VIEW
STAHPU2D

REVISIONS				
ZONE	REV	DESCRIPTION	DATE	APPROVED
---	0	DRAWING INITIATED	–	–
---	1	REVISED	030311	–
---	2	REVISED	030402	–
---	A	REL PER ECO 3091-4 DG	050603	SL
---	B	ECO 3174-2 SL	030821	EB

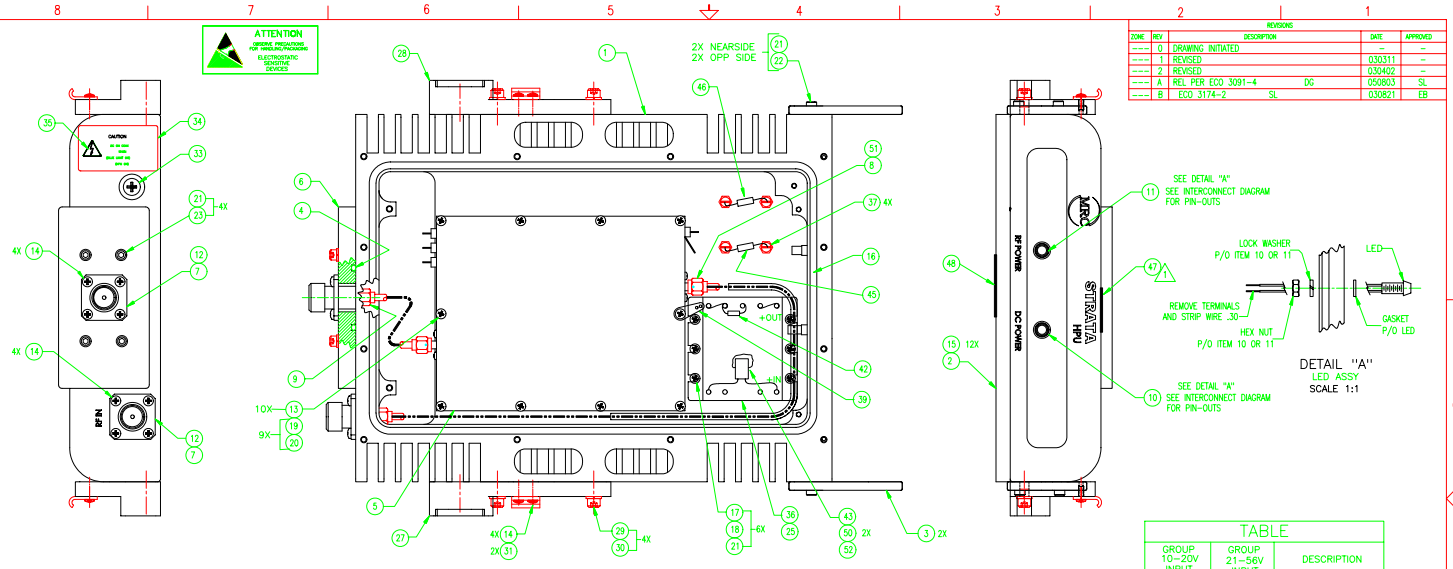

TABLE		
GROUP 10–20V INPUT	GROUP 21–56V INPUT	DESCRIPTION
–01	–11	1.99–2.5 GHz O.B.
–02	–12	2.3–2.7 GHz O.B.

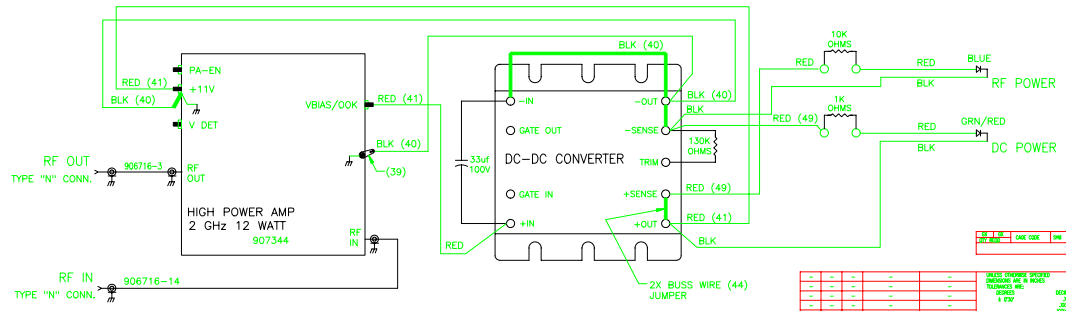

INTERCONNECT DIAGRAM

NOTES:

1. MARKING: TO BE PERMANENT, CONTRASTING, AND LEGIBILE. MARK PART NUMBER, DASH, SERIAL NUMBER, AND REV.
2. WORKMANSHIP OF ELECTRONIC ASSEMBLIES SHALL CONFORM TO IPC–A–610, CLASS 2.
3. ASSEMBLY IS STATIC SENSITIVE; ALL PROCESS/HANDLING OPERATIONS MUST CONFORM TO E.S.D. PRACTICES CONTAINED WITHIN IPC–A–610.

SEE SEPARATE PARTS LIST

ITEM NO.	QTY PER	CAGE CODE	SYM	PART OR IDENTIFYING NO.	NOMENCLATURE OR DESCRIPTION	SPECIAL SPECIFICATION	ZONE	ITM NO.
PARTS LIST								

PART DASH NO.	NEXT QTY REQD	FINAL QTY REQD PER ASSY	SYSTEM NEXT ASSY	STRATA USED ON
–1	1	–		
APPLICATION				

PROPRIETARY NOTICE
THIS DRAWING IS THE PROPERTY OF MICROWAVE RADIO COMMUNICATIONS. IT MUST NOT BE COPIED OR REPRODUCED IN WHOLE OR IN PART, NOR MADE AVAILABLE TO THIRD PARTIES WITHOUT WRITTEN APPROVAL OF MICROWAVE RADIO COMMUNICATIONS.

UNLESS OTHERWISE SPECIFIED DIMENSIONS ARE IN INCHES TOLERANCES ARE: DECIMALS ±.1 ANGLES ±0°0'0" DO NOT SCALE DRAWING

SIMILAR TO

FINISH SEE ABOVE

SPECIAL MARKING SYM

CONTRACT NO.

APPROVALS		DATE
DRAWN	S.LANDERS	020509
CHECKED	S. LANDERS	030502
ENGR	M. MEINHOLD	030501
	M. FEUX	030502
	J. MODRUSZEWSKI	030501

MICROWAVE RADIO COMMUNICATIONS

TITLE

TOP ASSEMBLY
HIGH POWER AMP

SIZE	CAGE CODE	DWG NO.	REV
D	0BDP7	907233	B

SCALE 1:1 SHEET 1 OF 1

STRATA POWER AMPLIFIER
INTERIOR TOP VIEW
STAHPU2D