






Test Setup for RF Conducted Emissions (AC Mains)




Test Setup for RF Conducted Emissions (AC Mains)




Test Setup for Radiated Emissions: 30MHz to 1GHz, Horizontal Polarization




Test Setup for Radiated Emissions: 30MHz to 1GHz, Vertical Polarization




Test Setup for Radiated Emissions: 1 – 18GHz, Horizontal Polarization




Test Setup for Radiated Emissions: 1 – 18GHz, Vertical Polarization




Test Setup for Radiated Emissions: 18 – 26.5GHz, Horizontal Polarization




Test Setup for Radiated Emissions: 18 – 26.5GHz, Vertical Polarization




Test Setup for Radiated Emissions: Above 26.5GHz, Horizontal Polarization



Test Setup for Radiated Emissions: Above 26.5GHz, Vertical Polarization



Test Setup for Spurious Emissions: Above 1GHz, Horizontal Polarization



Test Setup for Spurious Emissions: Above 1GHz, Vertical Polarization