


EXHIBIT D - TEST SETUP PHOTOGRAPHS


Conducted Emissions - Front View (Adapter NBS12E050200UV)



Conducted Emissions - Side View (Adapter NBS12E050200UV)




Conducted Emissions - Front View (Adapter VT07EUS05200)




Conducted Emissions - Side View (Adapter VT07EUS05200)



Radiated Emissions View (Below 30MHz) (Adapter NBS12E050200UV)




Radiated Emissions View (Below 1 GHz) (Adapter NBS12E050200UV)



Radiated Emissions View (Below 30MHz) (Adapter VT07EUS05200)




Radiated Emissions View (Below 1 GHz) (Adapter VT07EUS05200)



Radiated Emissions View (Below 30MHz) (PoE)



Radiated Emissions View (Below 1 GHz) (PoE)



Radiated Emissions View (1-18 GHz)



Radiated Emissions View (18-25 GHz)

