

SAR Test Report

Report No.: AGC10483170603FH01

FCC ID : EW780-0835-00

APPLICATION PURPOSE : Original Equipment

PRODUCT DESIGNATION : DECT 6.0 Cordless Phone with Bluetooth - Handset

BRAND NAME : motorola

MODEL NAME : RT802, RT803, RT804, RT8ABC, RT803XT, RT804XT, RT824XT,
RT805XT, RT8ABXTNC, RT8, RT81, RT8AC

CLIENT : VTech Telecommunications Ltd.

DATE OF ISSUE : July 12,2017

STANDARD(S) : IEEE Std. 1528:2013;FCC 47CFR § 2.1093;IEEE/ANSI C95.1:1992

REPORT VERSION : V1.0

Attestation of Global Compliance(Shenzhen) Co., Ltd.

CAUTION:

This report shall not be reproduced except in full without the written permission of the test laboratory and shall not be quoted out of context.



The results shown in this test report refer only to the sample(s) tested unless otherwise stated and the sample(s) are retained for 30 days only. The document is issued by AGC, this document cannot be reproduced except in full with our prior written permission. The more details and the authenticity of the report will be confirmed at <http://www.agc-cert.com>.

Report Revise Record

Report Version	Revise Time	Issued Date	Valid Version	Notes
V1.0	/	July 12,2017	Valid	Original Report

The results shown in this test report refer only to the sample(s) tested unless otherwise stated and the sample(s) are retained for 30 days only. The document is issued by AGC, this document cannot be reproduced except in full with our prior written permission. The more details and the authenticity of the report will be confirmed at <http://www.agc-cert.com>.

Test Report Certification

Applicant Name	VTech Telecommunications Ltd.
Applicant Address	23/F, Tai Ping Industrial Centre, Block 1, 57 Ting Kok Road, Tai Po, Hong Kong.
Manufacturer Name	VTech (Dongguan) Telecommunications Limited.
Manufacturer Address	VTech Science Park, Xia Ling Bei Management Zone, Liaobu, Dongguan Guangdong, China.
Product Designation	DECT 6.0 Cordless Phone with Bluetooth - Handset
Brand Name	motorola
Model Name	RT802, RT803, RT804, RT8ABC, RT803XT, RT804XT, RT824XT, RT805XT, RT8ABXTNC, RT8, RT81, RT8AC
Different Description	See page 7. The test model is RT803XT.
EUT Voltage	DC2.4V by battery
Applicable Standard	IEEE Std. 1528:2013; FCC 47CFR § 2.1093; IEEE/ANSI C95.1:1992
Test Date	July 11,2017 to July 12,2017
Performed Location	Attestation of Global Compliance(Shenzhen) Co., Ltd. 2 F, Building 2, No.1-No.4, Chaxi Sanwei Technical Industrial Park, Gushu, Xixiang Street, Bao'an District, Shenzhen, China
Report Template	AGCRT-US-1.9G/SAR (2016-03-01)

SUN Yin

Tested By

Sun Yin (Yin Cheng)

July 12,2017

Angela Li

Checked By

Angela Li(Li Jiao)

July 12,2017

Forrest Lei

Authorized By

Forrest Lei(Lei Yonggang)
Authorized Officer

July 12,2017

The results shown in this test report refer only to the sample(s) tested unless otherwise stated and the sample(s) are retained for 30 days only. The document is issued by AGC, this document cannot be reproduced except in full with our prior written permission. The more details and the authenticity of the report will be confirmed at <http://www.agc-cert.com>.

TABLE OF CONTENTS

1.SUMMARY OF MAXIMUM SAR VALUE	5
2. GENERAL INFORMATION.....	6
2.1. EUT DESCRIPTION.....	6
2.2. TEST PROCEDURE	9
2.3. TEST ENVIRONMENT	9
3. SAR MEASUREMENT SYSTEM.....	10
3.1. SATIMO SYSTEM DESCRIPTION	10
3.2. COMOSAR E-FIELD PROBE	11
3.3. ROBOT.....	12
3.4. VIDEO POSITIONING SYSTEM	12
3.5. DEVICE HOLDER	13
3.6. SAM TWIN PHANTOM.....	14
4. SAR MEASUREMENT PROCEDURE.....	15
4.1. SPECIFIC ABSORPTION RATE (SAR).....	15
4.2. SAR MEASUREMENT PROCEDURE.....	16
4.3. RF EXPOSURE CONDITIONS	18
5. TISSUE SIMULATING LIQUID	19
5.1. THE COMPOSITION OF THE TISSUE SIMULATING LIQUID(% WEIGHT)	19
5.2. TISSUE DIELECTRIC PARAMETERS FOR HEAD AND BODY PHANTOMS	19
5.3. TISSUE CALIBRATION RESULT	20
6. SAR SYSTEM CHECK&VALIDATION PROCEDURE	21
6.1. SAR SYSTEM CHECK PROCEDURES	21
6.2. SAR SYSTEM CHECK.....	22
6.3. SAR SYSTEM VALIDATION	23
7. EUT TEST POSITION	24
7.1. DEFINE TWO IMAGINARY LINES ON THE HANDSET.....	24
7.2. CHEEK POSITION	25
7.3. TILT POSITION.....	25
7.4. BODY WORN POSITION	26
8. SAR EXPOSURE LIMITS	27
9. TEST EQUIPMENT LIST	28
10. MEASUREMENT UNCERTAINTY	29
11. CONDUCTED POWER MEASUREMENT.....	30
12. TEST RESULTS	31
12.1. SAR TEST RESULTS SUMMARY.....	31
APPENDIX A. SAR SYSTEM CHECK DATA	34
APPENDIX B. SAR MEASUREMENT DATA.....	42
APPENDIX C. TEST SETUP PHOTOGRAPHS &EUT PHOTOGRAPHS.....	126
APPENDIX D. CALIBRATION DATA	126

The results shown in this test report refer only to the sample(s) tested unless otherwise stated and the sample(s) are retained for 30 days only. The document is issued by AGC, this document cannot be reproduced except in full with our prior written permission. The more details and the authenticity of the report will be confirmed at <http://www.agc-cert.com>.

1.SUMMARY OF MAXIMUM SAR VALUE

The maximum results of Specific Absorption Rate (SAR) found during testing for EUT are as follows:

Highest Reported SAR :

Exposure Position	Frequency Band(MHz)	Highest Reported 1g-SAR(W/Kg)
Head	1924.992	0.043
Face Up	1924.992	0.022
Body	1924.992	0.066

This device is compliance with Specific Absorption Rate (SAR) for general population/uncontrolled exposure limits (1.6W/Kg) specified in IEEE Std. 1528: 2013; FCC 47CFR § 2.1093; IEEE/ANSI C95.1:1992 and the following specific FCC Test Procedures:

- KDB 447498 D01 General RF Exposure Guidance v06
- KDB 865664 D01 SAR measurement 100 MHz to 6 GHz v01r04
- KDB 648474 D04 Handset SAR v01r03

The results shown in this test report refer only to the sample(s) tested unless otherwise stated and the sample(s) are retained for 30 days only. The document is issued by AGC, this document cannot be reproduced except in full with our prior written permission. The more details and the authenticity of the report will be confirmed at <http://www.agc-cert.com>.

2. GENERAL INFORMATION

2.1. EUT Description

General Information	
Product Designation	DECT 6.0 Cordless Phone with Bluetooth - Handset
Test Model	RT803XT
Hardware Version	N/A
Software Version	N/A
Device Category	Portable
RF Exposure Environment	Uncontrolled
Antenna Type	Internal
Duty Cycle	1:24(test mode)
DECT Band	
TX Frequency Range	1900: 1920-1930MHz
Type of modulation	GFSK
Antenna Gain	0dBi
Max. Output Power	19.9dBm
Accessories	
Battery One	Brand name: GP Model No. : BT183342/BT283342 Voltage and Capacitance: 2.4V, 400mAh
Battery Two	Brand name: GP Model No. : BT162342/BT262342 Voltage and Capacitance: 2.4V , 300mAh
Battery Three	Brand name: Corun Model No. : BT183342/BT283342 Voltage and Capacitance: 2.4V, 400mAh
Battery Four	Brand name: Corun Model No. : BT162342/BT262342 Voltage and Capacitance: 2.4V , 300mAh
Battery Five	Brand name: Coslight Model No. : BT183342/BT283342 Voltage and Capacitance: 2.4V, 400mAh
Battery Six	Brand name: Coslight Model No. : BT162342/BT262342 Voltage and Capacitance: 2.4V, 300mAh

Note:The sample used for testing is end product.

Product	Type
	<input checked="" type="checkbox"/> Production unit <input type="checkbox"/> Identical Prototype

The results shown in this test report refer only to the sample(s) tested unless otherwise stated and the sample(s) are retained for 30 days only. The document is issued by AGC, this document cannot be reproduced except in full with our prior written permission. The more details and the authenticity of the report will be confirmed at <http://www.agc-cert.com>.

vtech

Jun. 05, 2017

VTech Telecommunications Ltd

To whom it may concern,

FCC-Multiple Models Confirmation Letter

I, the undersigned, hereby confirm that the family models are listed in the following table.

These models are identical as follows:

- ☒ Electrical designs, including software & firmware
☒ PCB layout ☒ Construction design/Physical design/Enclosure
☐ Others, please specify _____

The only differences between these models are the follows for marketing purpose:

- ☒ Color ☐ Cosmetic details
☐ Trade name ☒ Model number
☒ Others, please specify Package type, no. of Handset and Charger.

- ☒ Suffix (A, B, N, C) represents
☒ Color code
☒ Others, please specify _____

- ☐ Packing configuration
A= any alphanumeric character is presenting different package.
B= any no. is presenting total no. of Handset(RT handset and XT handset). and charger
N=any no. or blank is presenting the no. of XT Handset if it's 2 or above
C=any alphanumeric character or blank is presenting different color of the enclosure

,but models with suffix (A, B, N,) are identical in:
C

- ☒ Electrical designs, including software & firmware
☒ PCB layout
☒ Construction design/Physical design/Enclosure

vtech

VTech Telecommunications Ltd

☒ Others, please specify

There is or not RT handset and charger

For the product subject to authorization under FCC Declaration of Conformity:

In addition, it is to confirm that all the below information

- 1) The U.S. responsible party,
- 2) FCC label artworks and location,
- 3) FCC required statement in the user manual

Are the same but different in the following model numbers only:

Item #	New Model	Model Number	Trade Name	Remarks
1	<input checked="" type="checkbox"/> YES	RT802	motorola	2 RT HS+1BS(W/ ITAD) + 1 RT charger
2	<input checked="" type="checkbox"/> YES	RT803	motorola	3 RT HS+1BS(W/ ITAD) + 2 RT chargers
3	<input checked="" type="checkbox"/> YES	RT804	motorola	4 RT HS+1BS(W/ ITAD) + 3 RT chargers
4	<input checked="" type="checkbox"/> YES	RT8ABC	motorola	5 RT HS+1BS(W/ ITAD) + (B-1) RT chargers
5	<input checked="" type="checkbox"/> YES	RT803XT	motorola	2 RT HS+1BS(W/ ITAD) + 1 RT charger + 1 XT HS + 1 XT charger
6	<input checked="" type="checkbox"/> YES	RT804XT	motorola	3 RT HS+1BS(W/ ITAD) + 2 RT charger + 1 XT HS + 1 XT charger
7	<input checked="" type="checkbox"/> YES	RT824XT	motorola	3 RT HS+1BS(W/ ITAD) + 2 RT charger + 1 XT HS + 1 XT charger
8	<input checked="" type="checkbox"/> YES	RT805XT	motorola	4 RT HS+1BS(W/ ITAD) + 3 RT charger + 1 XT HS + 1 XT charger
9	<input checked="" type="checkbox"/> YES	RT8ABXTNC	motorola	(B-N) RT HS+1BS(W/ ITAD) + (B-N-1) RT chargers + N XT HS + N XT charger
10	<input checked="" type="checkbox"/> YES	RT8	motorola	1 RT HS + 1 RT charger
11	<input checked="" type="checkbox"/> YES	RT81	motorola	1 RT HS + 1 RT charger
12	<input checked="" type="checkbox"/> YES	RT8AC	motorola	1 RT HS + 1 RT charger

The sample(s) being submitted to Intertek Testing Services for conformity assessment is RT803XT of the above list.

Regards,



Michael Tsui
Approbation Supervisor

The results shown in this test report refer only to the sample(s) tested unless otherwise stated and the sample(s) are retained for 30 days only. The document is issued by AGC, this document cannot be reproduced except in full with our prior written permission. The more details and the authenticity of the report will be confirmed at <http://www.agc-cert.com>.

2.2. Test Procedure

1	Turn on the power of all equipment.
2	EUT Communicate with RTX2012, and test them respectively at DECT bands

2.3. Test Environment

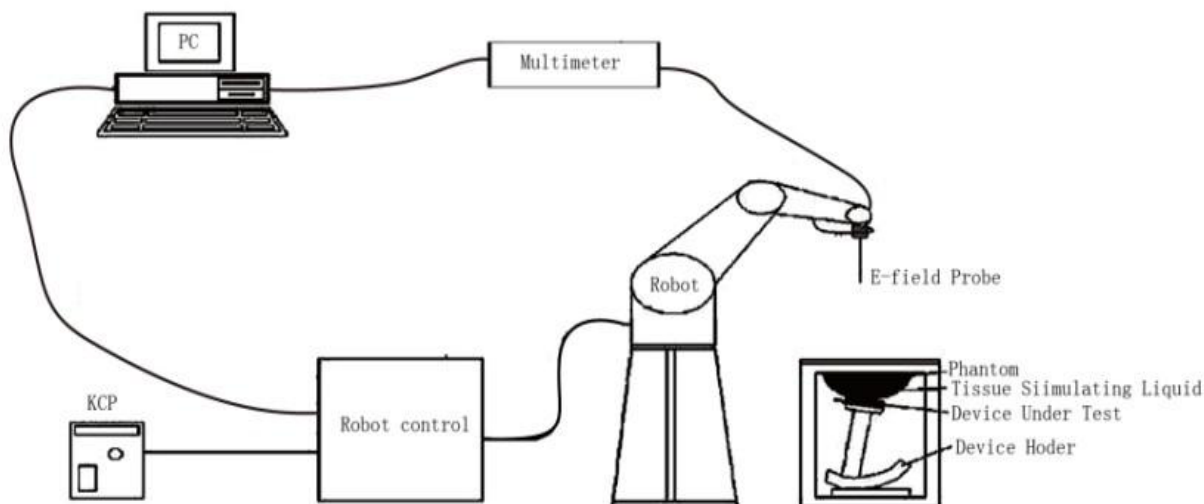
Ambient conditions in the laboratory:

Items	Required	Actual
Temperature (°C)	18-25	21± 2
Humidity (%RH)	30-70	55±2

The results shown in this test report refer only to the sample(s) tested unless otherwise stated and the sample(s) are retained for 30 days only. The document is issued by AGC, this document cannot be reproduced except in full with our prior written permission. The more details and the authenticity of the report will be confirmed at <http://www.agc-cert.com>.

3. SAR MEASUREMENT SYSTEM

3.1. SATIMO System Description



The COMOSAR system for performing compliance tests consists of the following items:

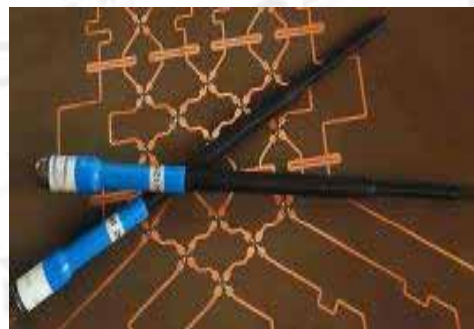
- The PC. It controls most of the bench devices and stores measurement data. A computer running WinXP and the Opensar software
- The E-Field probe. The probe is a 3-axis system made of 3 distinct dipoles. Each dipole returns a voltage in function of the ambient electric field.
- The Keithley multimeter measures each probe dipole voltages.
- The SAM phantom simulates a human head. The measurement of the electric field is made inside the phantom.
- The liquids simulate the dielectric properties of the human head tissues.
- The network emulator controls the mobile phone under test.
- The validation dipoles are used to measure a reference SAR. They are used to periodically check the bench to make sure that there is no drift of the system characteristics over time.
- The phantom, the device holder and other accessories according to the targeted measurement.
- The lower SAR detection threshold of the system is 0.0015 W/Kg.

3.2. COMOSAR E-Field Probe

The SAR measurement is conducted with the dissymmetric probe manufactured by SATIMO. The probe is specially designed and calibrated for use in liquid with high permittivity. The dissymmetric probe has special calibration in liquid at different frequency. SATIMO conducts the probe calibration in compliance with international and national standards (e.g. IEEE 1528:2013 and relevant KDB files) Under ISO17025. The calibration data are in Appendix D.

Isotropic E-Field Probe Specification

Model	SSE5
Manufacture	MVG
Identification No.	SN 14/16 EP308
Frequency	0.3GHz-3.7GHz Linearity:±0.08dB(300MHz -3.7GHz)
Dynamic Range	0.01W/Kg-100W/Kg Linearity:±0.08dB
Dimensions	Overall length:330mm Length of individual dipoles:4.5mm Maximum external diameter:8mm Probe Tip external diameter:5mm Distance between dipoles/ probe extremity:2.7mm
Application	High precision dosimetric measurements in any exposure scenario (e.g., very strong gradient fields). Only probe which enables compliance testing for frequencies up to 3 GHz with precision of better 30%.



3.3. Robot

The COMOSAR system uses the KUKA robot from SATIMO SA (France). For the 6-axis controller COMOSAR system, the KUKA robot controller version from SATIMO is used.

The XL robot series have many features that are important for our application:


- ☐ High precision (repeatability 0.02 mm)
- ☐ High reliability (industrial design)
- ☐ Jerk-free straight movements
- ☐ Low ELF interference (the closed metallic construction shields against motor control fields)
- ☐ 6-axis controller



3.4. Video Positioning System

The video positioning system is used in OpenSAR to check the probe. Which is composed of a camera, LED, mirror and mechanical parts. The camera is piloted by the main computer with firewire link. During the process, the actual position of the probe tip with respect to the robot arm is measured, as well as the probe length and the horizontal probe offset. The software then corrects all movements, such that the robot coordinates are valid for the probe tip.

The repeatability of this process is better than 0.1 mm. If a position has been taught with an aligned probe, the same position will be reached with another aligned probe within 0.1 mm, even if the other probe has different dimensions. During probe rotations, the probe tip will keep its actual position.



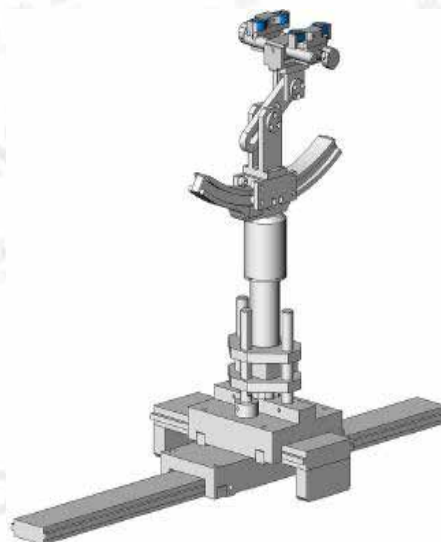
3.5. Device Holder

The COMOSAR device holder is designed to cope with different positions given in the standard. It has two scales for the device rotation (with respect to the body axis) and the device inclination (with respect to the line between the ear reference points). The rotation center for both scales is the ear reference point (EPR).

Thus the device needs no repositioning when changing the angles.

The COMOSAR device holder has been made out of low-loss POM material having the following dielectric parameters: relative permittivity

$\epsilon_r = 3$ and loss tangent $\delta = 0.02$. The amount of dielectric material has been reduced in the closest vicinity of the device, since measurements have suggested that the influence of the clamp on the test results could thus be lowered.



3.6. SAM Twin Phantom

The SAM twin phantom is a fiberglass shell phantom with 2mm shell thickness (except the ear region where shell thickness increases to 6mm). It has three measurement areas:

- ☐ Left head
- ☐ Right head
- ☐ Flat phantom



The bottom plate contains three pair of bolts for locking the device holder. The device holder positions are adjusted to the standard measurement positions in the three sections. A white cover is provided to tap the phantom during off-periods to prevent water evaporation and changes in the liquid parameters. On the phantom top, three reference markers are provided to identify the phantom position with respect to the robot.

4. SAR MEASUREMENT PROCEDURE

4.1. Specific Absorption Rate (SAR)

SAR is related to the rate at which energy is absorbed per unit mass in object exposed to a radio field. The SAR distribution in a biological body is complicated and is usually carried out by experimental techniques or numerical modeling. The standard recommends limits for two tiers of groups, occupational/controlled and occupational/uncontrolled, based on a person's awareness and ability to exercise control over his or her exposure. In general, occupational/controlled exposure limits are higher than the limits for general population/uncontrolled.

The SAR definition is the time derivative (rate) of the incremental energy (dW) absorbed by (dissipated in) an incremental mass (dm) contained in a volume element(dv) of given mass density (ρ). The equation description is as below:

$$SAR = \frac{d}{dt} \left(\frac{dW}{dm} \right) = \frac{d}{dt} \left(\frac{dW}{\rho dV} \right)$$

SAR is expressed in units of Watts per kilogram (W/Kg)

SAR can be obtained using either of the following equations:

$$SAR = \frac{\sigma E^2}{\rho}$$

$$SAR = c_h \left. \frac{dT}{dt} \right|_{t=0}$$

Where

SAR	is the specific absorption rate in watts per kilogram;
E	is the r.m.s. value of the electric field strength in the tissue in volts per meter;
σ	is the conductivity of the tissue in siemens per metre;
ρ	is the density of the tissue in kilograms per cubic metre;
c _h	is the heat capacity of the tissue in joules per kilogram and Kelvin;
$\left. \frac{dT}{dt} \right _{t=0}$	is the initial time derivative of temperature in the tissue in kelvins per second

4.2. SAR Measurement Procedure

Step 1: Power Reference Measurement

The Power Reference Measurement and Power Drift Measurement are for monitoring the power drift of the device under test in the batch process. The minimum distance of probe sensors to surface is 2.7mm This distance cannot be smaller than the distance os sensor calibration points to probe tip as `defined in the probe properties,

Step 2: Area Scan

The Area Scan is used as a fast scan in two dimensions to find the area of high field values, before doing a fine measurement around the hot spot. The sophisticated interpolation routines implemented in SATIMO software can find the maximum locations even in relatively coarse grids. When an Area Scan has measured all reachable points, it computes the field maximal found in the scanned area, within a range of the global maximum. The range (in db) is specified in the standards for compliance testing. For example, a 2db range is required in IEEE Standard 1528 and IEC62209 standards, whereby 3db is a requirement when compliance is assessed in accordance with the ARIB standard (Japan) If one Zoom Scan follows the Area Scan, then only the absolute maximum will be taken as reference. For cases where multiple maximum are detected, the number of Zoom Scan has to be increased accordingly.

Area Scan Parameters extracted from KDB 865664 D01 SAR Measurement 100MHz to 6GHz

	$\leq 3 \text{ GHz}$	$> 3 \text{ GHz}$
Maximum distance from closest measurement point (geometric center of probe sensors) to phantom surface	$5 \pm 1 \text{ mm}$	$\frac{1}{2} \cdot \delta \cdot \ln(2) \pm 0.5 \text{ mm}$
Maximum probe angle from probe axis to phantom surface normal at the measurement location	$30^\circ \pm 1^\circ$	$20^\circ \pm 1^\circ$
Maximum area scan spatial resolution: $\Delta x_{\text{Area}}, \Delta y_{\text{Area}}$	$\leq 2 \text{ GHz: } \leq 15 \text{ mm}$ $2 - 3 \text{ GHz: } \leq 12 \text{ mm}$	$3 - 4 \text{ GHz: } \leq 12 \text{ mm}$ $4 - 6 \text{ GHz: } \leq 10 \text{ mm}$
	When the x or y dimension of the test device, in the measurement plane orientation, is smaller than the above, the measurement resolution must be \leq the corresponding x or y dimension of the test device with at least one measurement point on the test device.	

Step 3: Zoom Scan

Zoom Scan are used to assess the peak spatial SAR value within a cubic average volume containing 1g abd 10g of simulated tissue. The Zoom Scan measures points(refer to table below) within a cube whose base faces are centered on the maxima found in a preceding area scan job within the same procedure. When the measurement is done, the Zoom Scan evaluates the averaged SAR for 1g and 10g and displays these values next to the job's label.

Zoom Scan Parameters extracted from KDB865664 D01 SAR Measurement 100MHz to 6GHz

Maximum zoom scan spatial resolution: $\Delta x_{\text{Zoom}}, \Delta y_{\text{Zoom}}$			$\leq 2 \text{ GHz}: \leq 8 \text{ mm}$ $2 - 3 \text{ GHz}: \leq 5 \text{ mm}^*$	$3 - 4 \text{ GHz}: \leq 5 \text{ mm}^*$ $4 - 6 \text{ GHz}: \leq 4 \text{ mm}^*$
Maximum zoom scan spatial resolution, normal to phantom surface	uniform grid: $\Delta z_{\text{Zoom}}(n)$		$\leq 5 \text{ mm}$	$3 - 4 \text{ GHz}: \leq 4 \text{ mm}$ $4 - 5 \text{ GHz}: \leq 3 \text{ mm}$ $5 - 6 \text{ GHz}: \leq 2 \text{ mm}$
	graded grid	$\Delta z_{\text{Zoom}}(1)$: between 1 st two points closest to phantom surface	$\leq 4 \text{ mm}$	$3 - 4 \text{ GHz}: \leq 3 \text{ mm}$ $4 - 5 \text{ GHz}: \leq 2.5 \text{ mm}$ $5 - 6 \text{ GHz}: \leq 2 \text{ mm}$
		$\Delta z_{\text{Zoom}}(n>1)$: between subsequent points	$\leq 1.5 \cdot \Delta z_{\text{Zoom}}(n-1)$	
Minimum zoom scan volume	x, y, z		$\geq 30 \text{ mm}$	$3 - 4 \text{ GHz}: \geq 28 \text{ mm}$ $4 - 5 \text{ GHz}: \geq 25 \text{ mm}$ $5 - 6 \text{ GHz}: \geq 22 \text{ mm}$
Note: δ is the penetration depth of a plane-wave at normal incidence to the tissue medium; see draft standard IEEE P1528-2011 for details.				
* When zoom scan is required and the <u>reported</u> SAR from the <u>area scan based 1-g SAR estimation</u> procedures of KDB 447498 is $\leq 1.4 \text{ W/kg}$, $\leq 8 \text{ mm}$, $\leq 7 \text{ mm}$ and $\leq 5 \text{ mm}$ zoom scan resolution may be applied, respectively, for 2 GHz to 3 GHz, 3 GHz to 4 GHz and 4 GHz to 6 GHz.				

Step 4: Power Drift Measurement

The Power Drift Measurement measures the field at the same location as the most recent power reference measurement within the same procedure, and with the same settings. The Power Drift Measurement gives the field difference in dB from the reading conducted within the same settings. This allows a user to monitor the power drift of the device under test within a batch process. The measurement procedure is the same as Step 1.

4.3. RF Exposure Conditions

Test Configuration and setting:

The EUT is a model of DECT. For DECT SAR testing, the device was controlled through software to set fixed frequency, and then connected with RTX2012.

The distance between the EUT and the antenna is larger than 50cm, and the output power radiated from the antenna is at least 30db smaller than the output power of EUT.

Antenna Location: (back view)



The results shown in this test report refer only to the sample(s) tested unless otherwise stated and the sample(s) are retained for 30 days only. The document is issued by AGC, this document cannot be reproduced except in full with our prior written permission. The more details and the authenticity of the report will be confirmed at <http://www.agc-cert.com>.

5. TISSUE SIMULATING LIQUID

For SAR measurement of the field distribution inside the phantom, the phantom must be filled with homogeneous tissue simulating liquid to a depth of at least 15cm. For head SAR testing the liquid height from the ear reference point (ERP) of the phantom to the liquid top surface is larger than 15cm. For body SAR testing, the liquid height from the center of the flat phantom to the liquid top surface is larger than 15cm. The nominal dielectric values of the tissue simulating liquids in the phantom and the tolerance of 5% are listed in 5.2

5.1. The composition of the tissue simulating liquid(% Weight)

Ingredient (Weight)	1900MHz	1900MHz
	Head (100%)	Body (100%)
Water	54.9	70.2
Salt	0.18	0.4
Sugar	0.0	0.0
HEC	0.0	0.0
Bactericide	0.0	0.0
DGBE	44.92	29.4

5.2. Tissue Dielectric Parameters for Head and Body Phantoms

The head tissue dielectric parameters recommended by the IEEE 1528 have been incorporated in the following table. These head parameters are derived from planar layer models simulating the highest expected SAR for the dielectric properties and tissue thickness variations in a human head. Other head and body tissue parameters that have not been specified in IEEE 1528 are derived from the tissue dielectric parameters computed from the 4-Cole-Cole equations described in Reference [12] and extrapolated according to the head parameters specified in IEEE 1528.

Target Frequency (MHz)	head		body	
	ϵ_r	σ (S/m)	ϵ_r	σ (S/m)
300	45.3	0.87	58.2	0.92
450	43.5	0.87	56.7	0.94
835	41.5	0.90	55.2	0.97
900	41.5	0.97	55.0	1.05
915	41.5	1.01	55.0	1.06
1450	40.5	1.20	54.0	1.30
1610	40.3	1.29	53.8	1.40
1800-2000	40.0	1.40	53.3	1.52
2450	39.2	1.80	52.7	1.95
3000	38.5	2.40	52.0	2.73
5800	35.3	5.27	48.2	6.00

(ϵ_r = relative permittivity, σ = conductivity and ρ = 1000 kg/m³)

5.3. Tissue Calibration Result

The dielectric parameters of the liquids were verified prior to the SAR evaluation using SATIMO Dielectric Probe Kit and R&S Network Analyzer ZVL6.

Tissue Stimulant Measurement for 1900MHz					
Head	Fr. (MHz)	Dielectric Parameters ($\pm 5\%$)		Tissue Temp [$^{\circ}\text{C}$]	Test time
		$\epsilon_r 40.00(38.00-42.00)$	$\delta [s/m] 1.40(1.33-1.47)$		
	1900	41.02	1.34	21.1	July 11, 2017
	1925	39.97	1.38		
Body	Fr. (MHz)	Dielectric Parameters ($\pm 5\%$)		Tissue Temp [$^{\circ}\text{C}$]	Test time
		$\epsilon_r 53.30(50.635-55.965)$	$\delta [s/m] 1.52(1.444-1.596)$		
	1900	54.48	1.46	21.3	July 11, 2017
	1925	53.23	1.51		

Tissue Stimulant Measurement for 1900MHz					
Head	Fr. (MHz)	Dielectric Parameters ($\pm 5\%$)		Tissue Temp [$^{\circ}\text{C}$]	Test time
		$\epsilon_r 40.00(38.00-42.00)$	$\delta [s/m] 1.40(1.33-1.47)$		
	1900	41.59	1.35	21.5	July 12, 2017
	1925	40.41	1.39		
Body	Fr. (MHz)	Dielectric Parameters ($\pm 5\%$)		Tissue Temp [$^{\circ}\text{C}$]	Test time
		$\epsilon_r 53.30(50.635-55.965)$	$\delta [s/m] 1.52(1.444-1.596)$		
	1900	54.94	1.47	21.7	July 12, 2017
	1925	53.89	1.50		

The results shown in this test report refer only to the sample(s) tested unless otherwise stated and the sample(s) are retained for 30 days only. The document is issued by AGC, this document cannot be reproduced except in full with our prior written permission. The more details and the authenticity of the report will be confirmed at <http://www.agc-cert.com>.

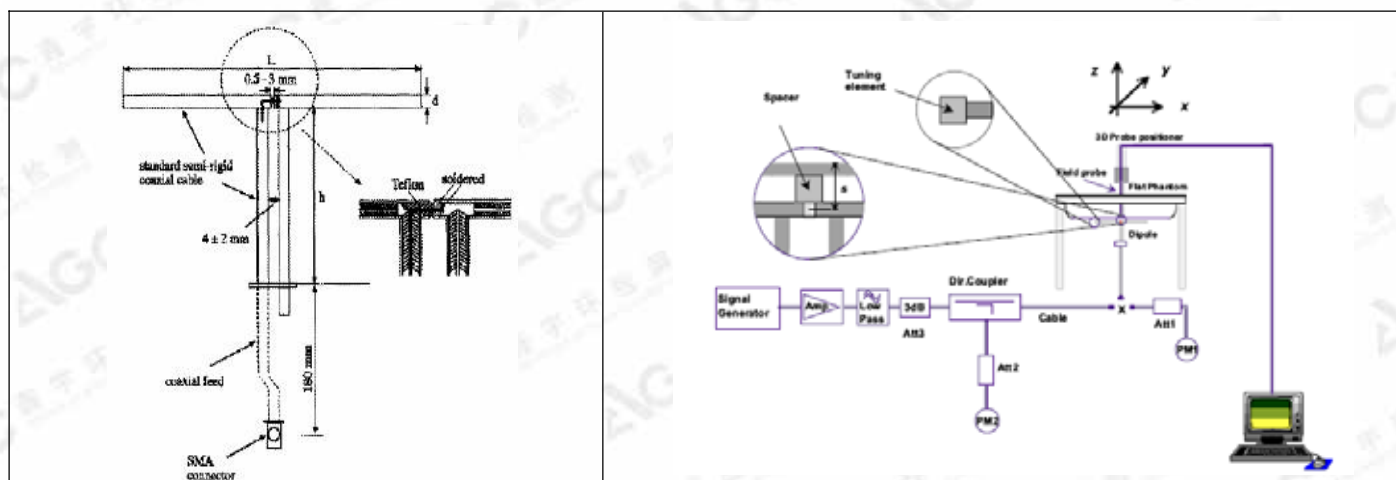
6. SAR SYSTEM CHECK&VALIDATION PROCEDURE

6.1. SAR System Check Procedures

SAR system check is required to confirm measurement accuracy, according to the tissue dielectric media, probe calibration points and other system operating parameters required for measuring the SAR of a test device. The system verification must be performed for each frequency band and within the valid range of each probe calibration point required for testing the device. The same SAR probe(s) and tissue-equivalent media combinations used with each specific SAR system for system verification must be used for device testing. When multiple probe calibration points are required to cover substantially large transmission bands, independent system verifications are required for each probe calibration point. A system verification must be performed before each series of SAR measurements using the same probe calibration point and tissue-equivalent medium. Additional system verification should be considered according to the conditions of the tissue-equivalent medium and measured tissue dielectric parameters, typically every three to four days when the liquid parameters are remeasured or sooner when marginal liquid parameters are used at the beginning of a series of measurements.

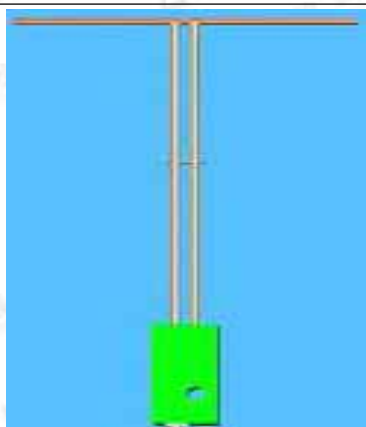
Each SATIMO system is equipped with one or more system check kits. These units, together with the predefined measurement procedures within the SATIMO software, enable the user to conduct the system check and system validation. System kit includes a dipole, and dipole device holder.

The system check verifies that the system operates within its specifications. It's performed daily or before every SAR measurement. The system check uses normal SAR measurement in the flat section of the phantom with a matched dipole at a specified distance. The system check setup is shown as below.



6.2. SAR System Check

6.2.1. Dipoles

	<p>The dipole used is based on the IEEE-1528 standard, and is complied with mechanical and electrical specifications in line with the requirements of IEEE. the table below provides details for the mechanical and electrical Specifications for the dipoles.</p>
---	--

Frequency	L (mm)	h (mm)	d (mm)
1900MHz	68	39.5	3.6

6.2.2. System Check Result

System Performance Check at 1900MHz										
Validation Kit: SN 29/15 DIP 1G900-389										
Freq. [MHz]	Target Value(W/Kg)		Reference Result (± 10%)		Tested SAR Value(W/Kg) Input Power=18dBm		Normalized to 1W (W/Kg)		Tissue Temp. [°C]	Test time
	1g	10g	1g	10g	1g	10g	1g	10g		
1900 Head	41.44	21.33	37.296-45.584	19.197-23.463	2.541	1.338	40.27	21.21	21.1	July 11,2017
1900 Body	39.38	20.86	35.442-43.318	18.774-22.946	2.480	1.310	39.31	20.75	21.3	July 11,2017
1900 Head	41.44	21.33	37.296-45.584	19.197-23.463	2.539	1.335	40.24	21.16	21.5	July 12,2017
1900 Body	39.38	20.86	35.442-43.318	18.774-22.946	2.480	1.304	39.30	20.66	21.7	July 12,2017

Note:

- (1) We use a CW signal of 18dBm for system check, and then all SAR value are normalized to 1W forward power. The result must be within ±10% of target value.
- (2) Tested normalized SAR (W/kg) = Tested SAR (W/kg) × [1000/ 10^{1.8}]

The results shown in this test report refer only to the sample(s) tested unless otherwise stated and the sample(s) are retained for 30 days only. The document is issued by AGC, this document cannot be reproduced except in full with our prior written permission. The more details and the authenticity of the report will be confirmed at <http://www.agc-cert.com>.

6.3. SAR System Validation

The SAR measurement system was validated according to procedures in KDB 865664 D01.
 SAR probe and tissue dielectric parameters are as shown below.

Test Data	Probe S/N	Tested Freq. (MHz)	Tissue Type	Cond.	Perm	CW validation			Mod. validation		
						Sensitivity	Probe Linearity	Probe Isotropy	Mod. Type	Duty Factor	Peak to average power ratio
12/26/2016	SN 14/16 EP308	1900	head	1.42	39.86	PASS	PASS	PASS	GFSK	PASS	N/A
12/30/2016	SN 14/16 EP308	1900	body	1.48	53.95	PASS	PASS	PASS	GFSK	PASS	N/A

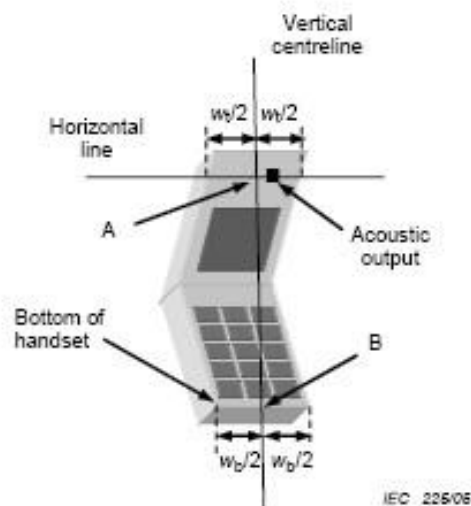
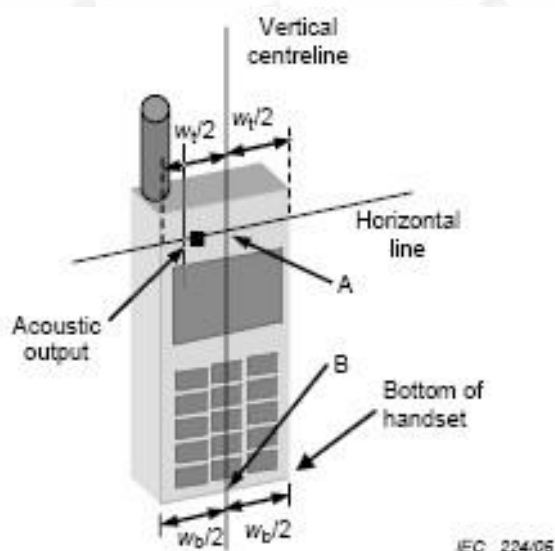
The results shown in this test report refer only to the sample(s) tested unless otherwise stated and the sample(s) are retained for 30 days only. The document is issued by AGC, this document cannot be reproduced except in full with our prior written permission. The more details and the authenticity of the report will be confirmed at <http://www.agc-cert.com>.

7. EUT TEST POSITION

This EUT was tested in **Right Cheek, Right Tilted, Left Cheek, Left Tilted, Body back, Body front, Face up.**

7.1. Define Two Imaginary Lines on the Handset

- (1) The vertical centerline passes through two points on the front side of the handset the midpoint of the width w_t of the handset at the level of the acoustic output, and the midpoint of the width w_b of the handset.
- (2) The horizontal line is perpendicular to the vertical centerline and passes through the center of the acoustic output. The horizontal line is also tangential to the face of the handset at point A.
- (3) The two lines intersect at point A. Note that for many handsets, point A coincides with the center of the acoustic output; however, the acoustic output may be located elsewhere on the horizontal line. Also note that the vertical centerline is not necessarily to the front face of the handset, especially for clamshell handsets, handsets with flip covers, and other irregularly shaped handsets.



7.2. Cheek Position

- (1) To position the device with the vertical center line of the body of the device and the horizontal line crossing the center piece in a plane parallel to the sagittal plane of the phantom. While maintaining the device in this plane, align the vertical center line with the reference plane containing the ear and mouth reference point (M: Mouth, RE: Right Ear, and LE: Left Ear) and align the center of the ear piece with the line RE-LE.
- (2) To move the device towards the phantom with the ear piece aligned with the the line LE-RE until the phone touched the ear. While maintaining the device in the reference plane and maintaining the phone contact with ear, move the bottom of the phone until any point on the front side is in contact with the cheek of the phantom or until contact with the ear is lost



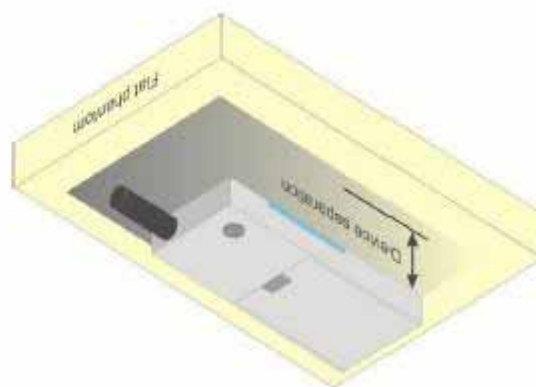
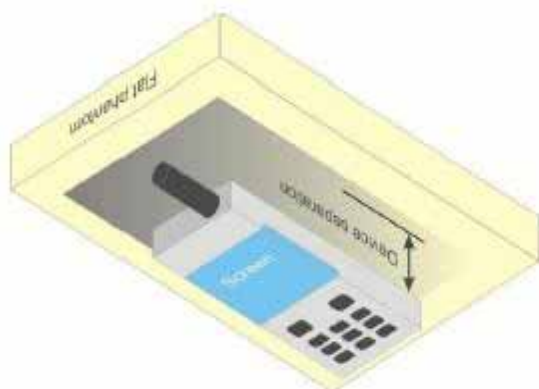
7.3. Tilt Position

- (1) To position the device in the “cheek” position described above.
- (2) While maintaining the device in the reference plane described above and pivoting against the ear, moves it outward away from the mouth by an angle of 15 degrees or until with the ear is lost.



7.4. Body Worn Position

- (1) To position the EUT parallel to the phantom surface.
- (2) To adjust the EUT parallel to the flat phantom.
- (3) To adjust the distance between the EUT surface and the flat phantom to **0mm for body back touch and body front, and 10mm for face up.**



The results shown in this test report refer only to the sample(s) tested unless otherwise stated and the sample(s) are retained for 30 days only. The document is issued by AGC, this document cannot be reproduced except in full with our prior written permission. The more details and the authenticity of the report will be confirmed at <http://www.agc-cert.com>.

8. SAR EXPOSURE LIMITS

Limits for General Population/Uncontrolled Exposure (W/kg)

Type Exposure	Uncontrolled Environment Limit (W/kg)
Spatial Peak SAR (1g cube tissue for brain or body)	1.60
Spatial Average SAR (Whole body)	0.08
Spatial Peak SAR (Limbs)	4.0

The results shown in this test report refer only to the sample(s) tested unless otherwise stated and the sample(s) are retained for 30 days only. The document is issued by AGC, this document cannot be reproduced except in full with our prior written permission. The more details and the authenticity of the report will be confirmed at <http://www.agc-cert.com>.

9. TEST EQUIPMENT LIST

Equipment description	Manufacturer/ Model	Identification No.	Current calibration date	Next calibration date
SAR Probe	MVG	SN 14/16 EP308	12/05/2016	12/04/2017
Phantom	SATIMO	SN_4511_SAM90	Validated. No cal required.	Validated. No cal required.
Liquid	SATIMO	-	Validated. No cal required.	Validated. No cal required.
Comm Tester	RTX 2012HS-RF	1239-6203	07/17/2016	07/16/2017
Multimeter	Keithley 2000	1188656	03/02/2017	03/01/2018
Dipole	SATIMO SID1900	SN 29/15 DIP 1G900-389	07/05/2016	07/04/2019
Signal Generator	Agilent-E4438C	US41461365	03/02/2017	03/01/2018
Vector Analyzer	Agilent / E4440A	US41421290	03/02/2017	03/01/2018
Network Analyzer	Rhode & Schwarz ZVL6	SN100132	03/02/2017	03/01/2018
Attenuator	Warison /WATT-6SR1211	N/A	N/A	N/A
Attenuator	Mini-circuits / VAT-10+	N/A	N/A	N/A
Amplifier	EM30180	SN060552	03/02/2017	03/01/2018
Directional Couple	Werlatone/ C6026-10	SN99482	06/20/2017	06/19/2018
Power Sensor	NRP-Z21	1137.6000.02	10/10/2016	10/09/2017
Power Sensor	NRP-Z23	US38261498	03/02/2017	03/01/2018
Power Viewer	R&S	V2.3.1.0	N/A	N/A

Note: Per KDB 865664 Dipole SAR Validation, AGC Lab has adopted 3 years calibration intervals. On annual basis, every measurement dipole has been evaluated and is in compliance with the following criteria:

1. There is no physical damage on the dipole;
2. System validation with specific dipole is within 10% of calibrated value;
3. Return-loss is within 20% of calibrated measurement;
4. Impedance is within 5Ω of calibrated measurement.

10. MEASUREMENT UNCERTAINTY

Per KDB 865664 D01 SAR Measurement 100 MHz to 6 GHz, when the highest measured 1-g SAR within a frequency band is < 1.5 W/Kg, the extensive SAR measurement uncertainty analysis described in IEEE 1528:2013 is not required in SAR reports submitted for equipment approval.

The results shown in this test report refer only to the sample(s) tested unless otherwise stated and the sample(s) are retained for 30 days only. The document is issued by AGC, this document cannot be reproduced except in full with our prior written permission. The more details and the authenticity of the report will be confirmed at <http://www.agc-cert.com>.

11. CONDUCTED POWER MEASUREMENT DECT BAND

Mode	Channel	Frequency(MHz)	Maximum Peak Power (dBm)
1900MHz	CH0	1928.448	19.90
	CH2	1924.992	19.90
	CH4	1921.536	19.81

The results shown in this test report refer only to the sample(s) tested unless otherwise stated and the sample(s) are retained for 30 days only. The document is issued by AGC, this document cannot be reproduced except in full with our prior written permission. The more details and the authenticity of the report will be confirmed at <http://www.agc-cert.com>.

12. TEST RESULTS

12.1. SAR Test Results Summary

12.1.1. Test position and configuration

Head SAR was performed with the device configured in the positions according to IEEE 1528:2013. Body SAR was performed with the device 0mm from the phantom and face up was performed with the device 10mm from the phantom.

12.1.2. Operation Mode

1. Per KDB 447498 D01 v06, for each exposure position, if the highest 1-g SAR is ≤ 0.8 W/kg, testing for low and high channel is optional.
2. Per KDB 865664 D01 v01r04, for each frequency band, if the measured SAR is ≥ 0.8 W/Kg, testing for repeated SAR measurement is required, that the highest measured SAR is only to be tested. When the SAR results are near the limit, the following procedures are required for each device to verify these types of SAR measurement related variation concerns by repeating the highest measured SAR configuration in each frequency band.
 - (1) When the original highest measured SAR is ≥ 0.8 W/Kg, repeat that measurement once.
 - (2) Perform a second repeated measurement only if the ratio of largest to smallest SAR for the original and first repeated measurements is > 1.20 or when the original or repeated measurement is ≥ 1.45 W/Kg.
 - (3) Perform a third repeated measurement only if the original, first and second repeated measurement is ≥ 1.5 W/Kg and ratio of largest to smallest SAR for the original, first and second measurement is ≥ 1.20 .
3. Maximum Scaling SAR in order to calculate the Maximum SAR values to test under the standard Peak Power, Calculation method is as follows:
Maximum Scaling SAR = tested SAR (Max.) \times [maximum turn-up power (mw)/ maximum measurement output power(mw)]
4. DECT has a TDD/TDMA frame structure with a complete frame of 10ms duration with 24 time slots. And under these 24 time slots, the first 12 slots are allocated for the transmission from base station to handsets, and the other 12 slots are for the transmission from handsets to base station. During a call, this product will use one of 24 time slots to transmit under worst case, which gives a duty cycle of 1/24 (4.2%).

12.1.3. Test Result

SAR MEASUREMENT									
Depth of Liquid (cm):>15					Relative Humidity (%): 52.7				
Product: DECT 6.0 Cordless Phone with Bluetooth - Handset									
Test Model: RT803XT									
Position	Mode	Ch.	Fr. (MHz)	Power Drift (<±5%)	SAR (1g) (W/kg)	Max. Tune-up Power (dBm)	Meas. output Power (dBm)	Scaled SAR (W/Kg)	Limit W/kg
Battery - GP 400mAh									
Left Cheek	voice	2	1924.992	-0.93	0.026	21.0	19.90	0.033	1.6
Left Tilt	voice	2	1924.992	1.63	0.017	21.0	19.90	0.022	1.6
Right Cheek	voice	2	1924.992	0.32	0.023	21.0	19.90	0.030	1.6
Right Tilt	voice	2	1924.992	-0.23	0.019	21.0	19.90	0.024	1.6
Face Up	voice	2	1924.992	1.03	0.015	21.0	19.90	0.019	1.6
Body Back With 0mm	voice	2	1924.992	0.12	0.050	21.0	19.90	0.064	1.6
Body Front With 0mm	voice	2	1924.992	-0.52	0.038	21.0	19.90	0.049	1.6
Battery - GP 300mAh									
Left Cheek	voice	2	1924.992	0.35	0.020	21.0	19.90	0.026	1.6
Left Tilt	voice	2	1924.992	-0.63	0.015	21.0	19.90	0.019	1.6
Right Cheek	voice	2	1924.992	-0.15	0.019	21.0	19.90	0.024	1.6
Right Tilt	voice	2	1924.992	-0.23	0.015	21.0	19.90	0.019	1.6
Face Up	voice	2	1924.992	0.23	0.017	21.0	19.90	0.022	1.6
Body Back With 0mm	voice	2	1924.992	-0.96	0.051	21.0	19.90	0.066	1.6
Body Front With 0mm	voice	2	1924.992	1.33	0.038	21.0	19.90	0.049	1.6

Note:

(1).When the 1-g Reported SAR is ≤ 0.8 W/kg, testing for low and high channel is optional. Refer to KDB 447498.

SAR MEASUREMENT									
Depth of Liquid (cm):>15					Relative Humidity (%): 54.3				
Product: DECT 6.0 Cordless Phone with Bluetooth - Handset									
Test Model: RT803XT									
Position	Mode	Ch.	Fr. (MHz)	Power Drift (<±5%)	SAR (1g) (W/kg)	Max. Tune-up Power (dBm)	Meas. output Power (dBm)	Scaled SAR (W/Kg)	Limit W/kg
Battery - Corun 400mAh									
Left Cheek	voice	2	1924.992	0.13	0.027	21.0	19.90	0.035	1.6
Left Tilt	voice	2	1924.992	-1.53	0.019	21.0	19.90	0.024	1.6
Right Cheek	voice	2	1924.992	0.02	0.026	21.0	19.90	0.033	1.6
Right Tilt	voice	2	1924.992	0.23	0.022	21.0	19.90	0.028	1.6
Face Up	voice	2	1924.992	-0.43	0.017	21.0	19.90	0.022	1.6
Body Back With 0mm	voice	2	1924.992	0.93	0.048	21.0	19.90	0.062	1.6
Body Front With 0mm	voice	2	1924.992	-1.63	0.038	21.0	19.90	0.049	1.6
Battery - Corun 300mAh									
Left Cheek	voice	2	1924.992	0.52	0.033	21.0	19.90	0.043	1.6
Left Tilt	voice	2	1924.992	-0.23	0.017	21.0	19.90	0.022	1.6
Right Cheek	voice	2	1924.992	-0.02	0.029	21.0	19.90	0.037	1.6
Right Tilt	voice	2	1924.992	-0.12	0.020	21.0	19.90	0.026	1.6
Face Up	voice	2	1924.992	0.36	0.015	21.0	19.90	0.019	1.6
Body Back With 0mm	voice	2	1924.992	-0.96	0.049	21.0	19.90	0.063	1.6
Body Front With 0mm	voice	2	1924.992	0.26	0.038	21.0	19.90	0.049	1.6
Battery - Coslight 400mAh									
Left Cheek	voice	2	1924.992	-0.63	0.031	21.0	19.90	0.040	1.6
Left Tilt	voice	2	1924.992	-1.33	0.019	21.0	19.90	0.024	1.6
Right Cheek	voice	2	1924.992	-0.56	0.032	21.0	19.90	0.041	1.6
Right Tilt	voice	2	1924.992	0.44	0.020	21.0	19.90	0.026	1.6
Face Up	voice	2	1924.992	-0.13	0.014	21.0	19.90	0.018	1.6
Body Back With 0mm	voice	2	1924.992	1.23	0.048	21.0	19.90	0.062	1.6
Body Front With 0mm	voice	2	1924.992	0.53	0.039	21.0	19.90	0.050	1.6
Battery - Coslight 300mAh									
Left Cheek	voice	2	1924.992	0.46	0.027	21.0	19.90	0.035	1.6
Left Tilt	voice	2	1924.992	-0.52	0.019	21.0	19.90	0.024	1.6
Right Cheek	voice	2	1924.992	-0.25	0.032	21.0	19.90	0.041	1.6
Right Tilt	voice	2	1924.992	0.11	0.020	21.0	19.90	0.026	1.6
Face Up	voice	2	1924.992	-0.06	0.014	21.0	19.90	0.018	1.6
Body Back With 0mm	voice	2	1924.992	-0.32	0.049	21.0	19.90	0.063	1.6
Body Front With 0mm	voice	2	1924.992	-0.82	0.034	21.0	19.90	0.044	1.6

Note:

 (1).When the 1-g Reported SAR is ≤ 0.8 W/kg, testing for low and high channel is optional. Refer to KDB 447498.

 The results shown in this test report refer only to the sample(s) tested unless otherwise stated and the sample(s) are retained for 30 days only. The document is issued by AGC, this document cannot be reproduced except in full with our prior written permission. The more details and the authenticity of the report will be confirmed at <http://www.agc-cert.com>.

APPENDIX A. SAR SYSTEM CHECK DATA

Test Laboratory: AGC Lab

Date: July 11, 2017

System Check Head 1900MHz

DUT: Dipole 1900 MHz; Type: SID 1900

Communication System: CW; Communication System Band: D1900 (1900.0 MHz); Duty Cycle:1:1; Conv.F=5.74

Frequency: 1900 MHz; Medium parameters used: $f = 1900$ MHz; $\sigma = 1.34$ mho/m; $\epsilon_r = 41.02$; $\rho = 1000$ kg/m³ ;

Phantom section: Flat Section; Input Power=18dBm

Ambient temperature (°C):21.8, Liquid temperature (°C): 21.1

SATIMO Configuration:

Probe: SSE5; Calibrated: 12/05/2016 Serial No.: SN 14/16 EP308

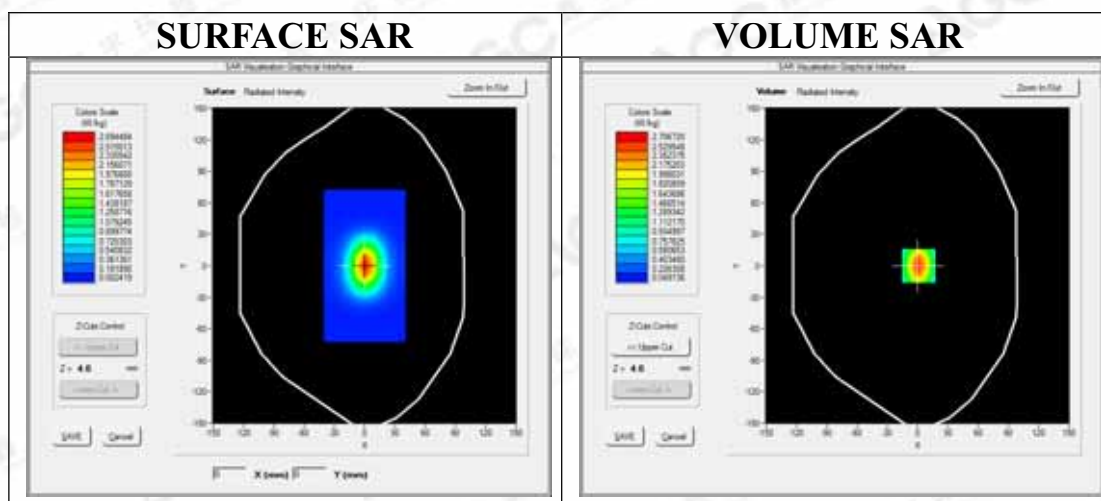
Sensor-Surface: 4mm (Mechanical Surface Detection)

Phantom: SAM twin phantom

Measurement SW: OpenSAR V4_02_32

Configuration/System Check 1900MHz Head/Area Scan: Measurement grid: dx=8mm, dy=8mm


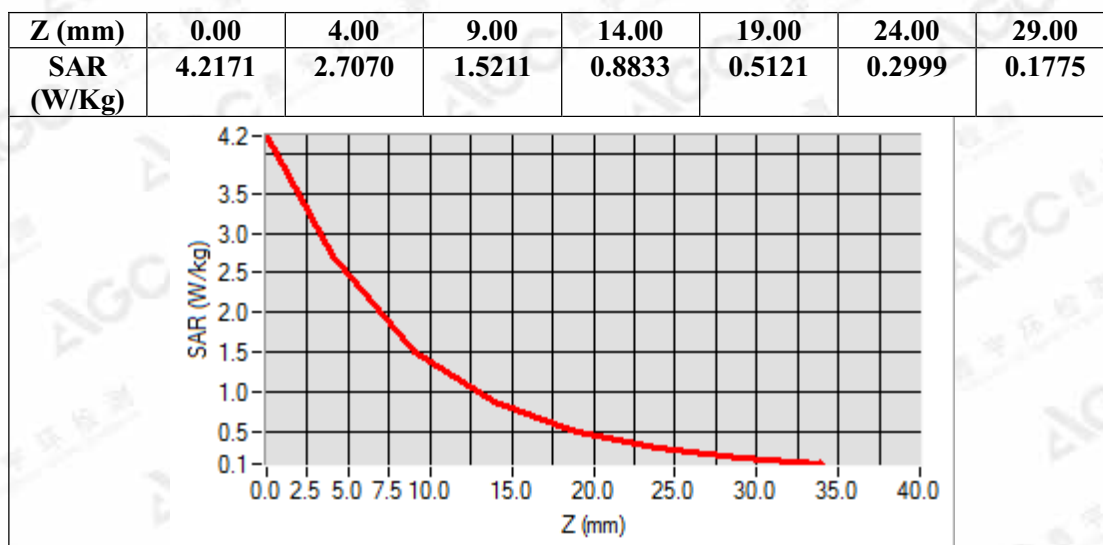
Configuration/System Check 1900MHz Head/Zoom Scan: Measurement grid: dx=8mm,dy=8mm, dz=5mm



Maximum location: X=1.00, Y=0.00

SAR Peak: 4.18 W/kg

SAR 10g (W/Kg)	1.338135
SAR 1g (W/Kg)	2.540573



The results shown in this test report refer only to the sample(s) tested unless otherwise stated and the sample(s) are retained for 30 days only. The document is issued by AGC, this document cannot be reproduced except in full with our prior written permission. The more details and the authenticity of the report will be confirmed at <http://www.agc-cert.com>.

Test Laboratory: AGC Lab
System Check Body 1900MHz
DUT: Dipole 1900 MHz; **Type:** SID 1900

Date: July 11,2017

Communication System: CW; Communication System Band: D1900 (1900.0 MHz); Duty Cycle:1:1; Conv.F=5.90
Frequency: 1900 MHz; Medium parameters used: $f = 1900$ MHz; $\sigma = 1.46$ mho/m; $\epsilon_r = 54.48$; $\rho = 1000$ kg/m³ ;
Phantom section: Flat Section; Input Power=18dBm
Ambient temperature (°C):21.8, Liquid temperature (°C): 21.3

SATIMO Configuration:

Probe: SSE5; Calibrated: 12/05/2016 Serial No.: SN 14/16 EP308

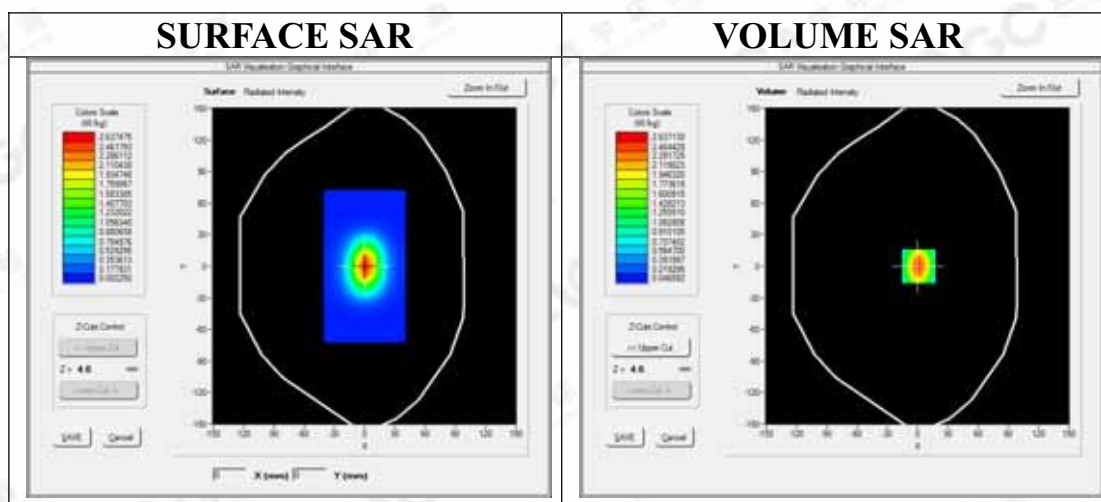
Sensor-Surface: 4mm (Mechanical Surface Detection)

Phantom: SAM twin phantom

Measurement SW: OpenSAR V4_02_32

Configuration/System Check 1900MHz Body/Area Scan: Measurement grid: dx=8mm, dy=8mm

Configuration/System Check 1900MHz Body/Zoom Scan: Measurement grid: dx=8mm,dy=8mm, dz=5mm


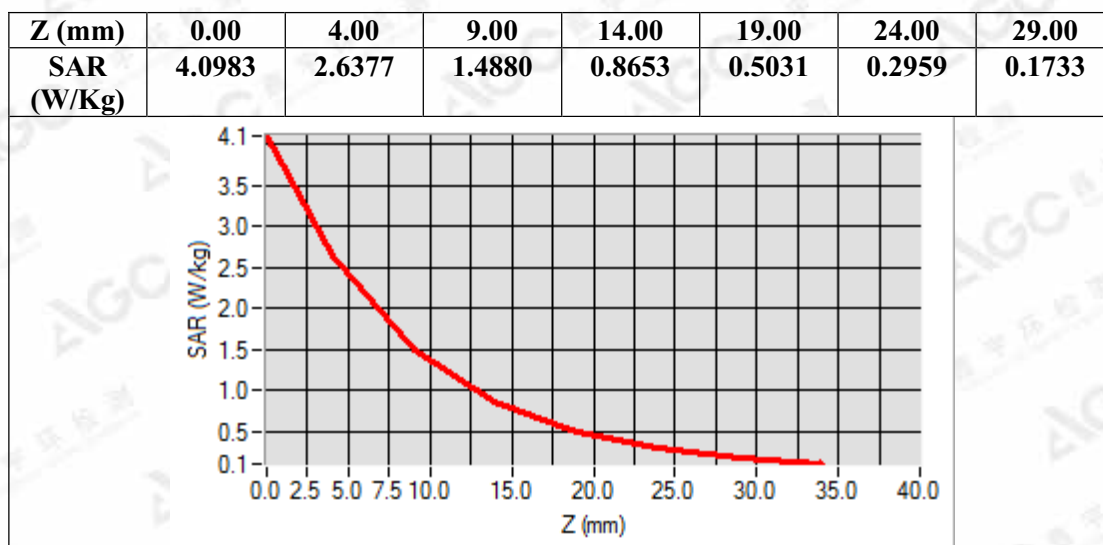


Maximum location: X=1.00, Y=0.00

SAR Peak: 4.09 W/kg

SAR 10g (W/Kg)	1.309513
SAR 1g (W/Kg)	2.480147

The results shown in this test report refer only to the sample(s) tested unless otherwise stated and the sample(s) are retained for 30 days only. The document is issued by AGC, this document cannot be reproduced except in full with our prior written permission. The more details and the authenticity of the report will be confirmed at <http://www.agc-cert.com>.



The results shown in this test report refer only to the sample(s) tested unless otherwise stated and the sample(s) are retained for 30 days only. The document is issued by AGC, this document cannot be reproduced except in full with our prior written permission. The more details and the authenticity of the report will be confirmed at <http://www.agc-cert.com>.

Test Laboratory: AGC Lab
System Check Head 1900MHz
DUT: Dipole 1900 MHz; Type: SID 1900

Date: July 12,2017

Communication System: CW; Communication System Band: D1900 (1900.0 MHz); Duty Cycle:1:1; Conv.F=5.74
Frequency: 1900 MHz; Medium parameters used: $f = 1900$ MHz; $\sigma = 1.35$ mho/m; $\epsilon_r = 41.59$; $\rho = 1000$ kg/m³ ;
Phantom section: Flat Section; Input Power=18dBm
Ambient temperature (°C):22.5, Liquid temperature (°C): 21.5

SATIMO Configuration:

Probe: SSE5; Calibrated: 12/05/2016 Serial No.: SN 14/16 EP308

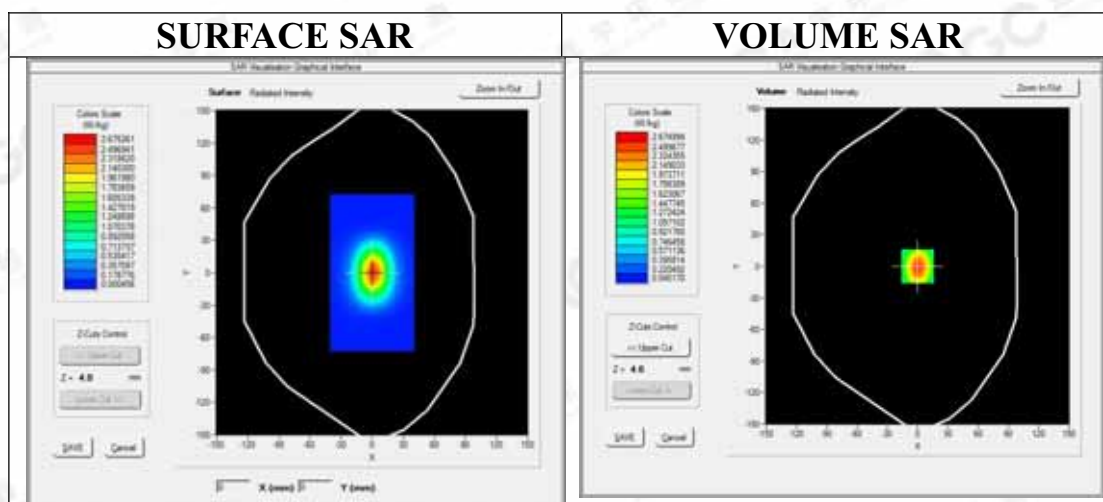
Sensor-Surface: 4mm (Mechanical Surface Detection)

Phantom: SAM twin phantom

Measurement SW: OpenSAR V4_02_32

Configuration/System Check 1900MHz Head/Area Scan: Measurement grid: dx=8mm, dy=8mm

Configuration/System Check 1900MHz Head/Zoom Scan: Measurement grid: dx=8mm,dy=8mm, dz=5mm


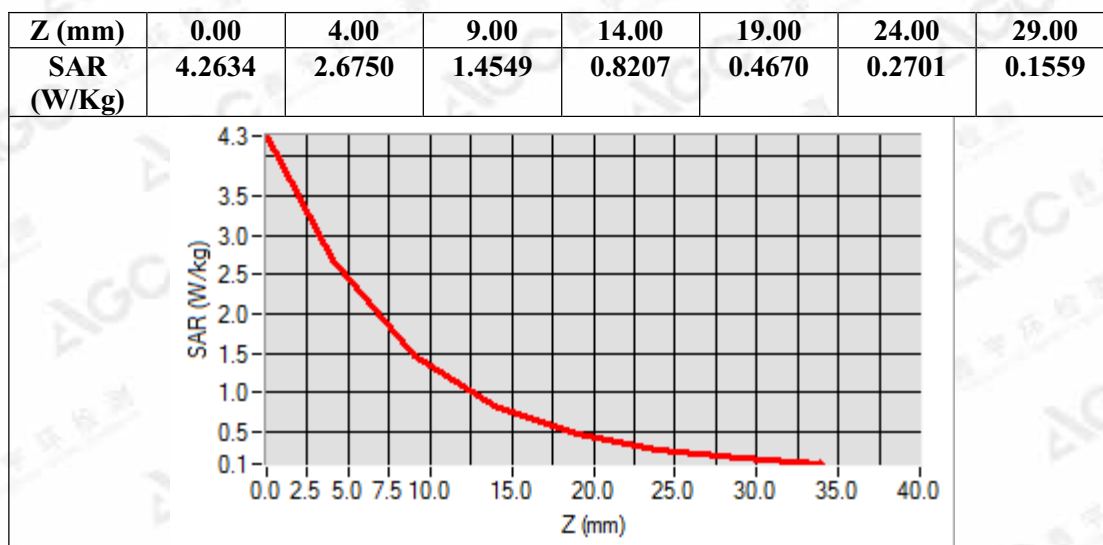


Maximum location: X=0.00, Y=0.00

SAR Peak: 4.24 W/kg

SAR 10g (W/Kg)	1.335139
SAR 1g (W/Kg)	2.538818

The results shown in this test report refer only to the sample(s) tested unless otherwise stated and the sample(s) are retained for 30 days only. The document is issued by AGC, this document cannot be reproduced except in full with our prior written permission. The more details and the authenticity of the report will be confirmed at <http://www.agc-cert.com>.



The results shown in this test report refer only to the sample(s) tested unless otherwise stated and the sample(s) are retained for 30 days only. The document is issued by AGC, this document cannot be reproduced except in full with our prior written permission. The more details and the authenticity of the report will be confirmed at <http://www.agc-cert.com>.

Test Laboratory: AGC Lab
System Check Body 1900MHz
DUT: Dipole 1900 MHz; Type: SID 1900

Date: July 12,2017

Communication System: CW; Communication System Band: D1900 (1900.0 MHz); Duty Cycle:1:1; Conv.F=5.90
Frequency: 1900 MHz; Medium parameters used: $f = 1900$ MHz; $\sigma = 1.47$ mho/m; $\epsilon_r = 54.94$; $\rho = 1000$ kg/m³ ;
Phantom section: Flat Section; Input Power=18dBm
Ambient temperature (°C):22.5, Liquid temperature (°C): 21.7

SATIMO Configuration:

Probe: SSE5; Calibrated: 12/05/2016 Serial No.: SN 14/16 EP308

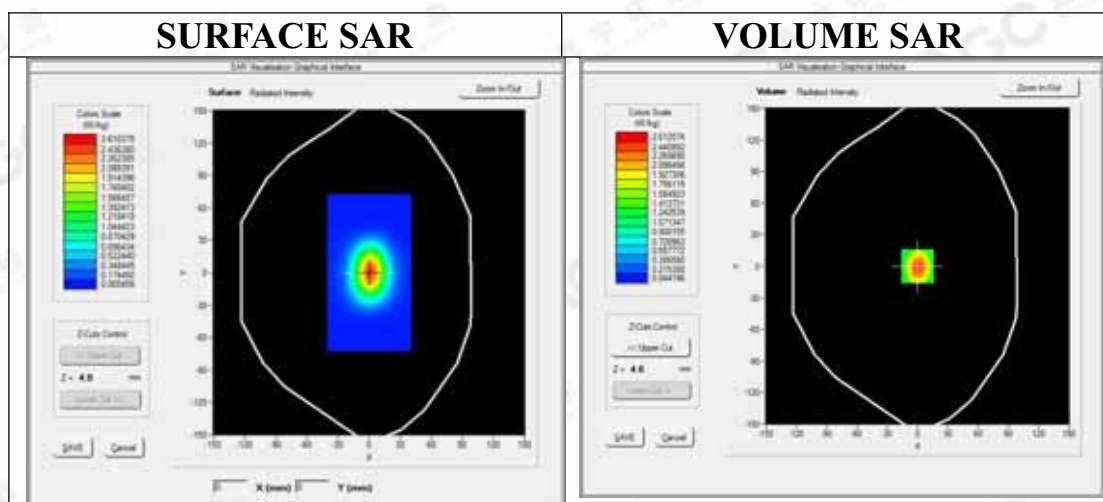
Sensor-Surface: 4mm (Mechanical Surface Detection)

Phantom: SAM twin phantom

Measurement SW: OpenSAR V4_02_32

Configuration/System Check 1900MHz Body/Area Scan: Measurement grid: dx=8mm, dy=8mm

Configuration/System Check 1900MHz Body/Zoom Scan: Measurement grid: dx=8mm,dy=8mm, dz=5mm


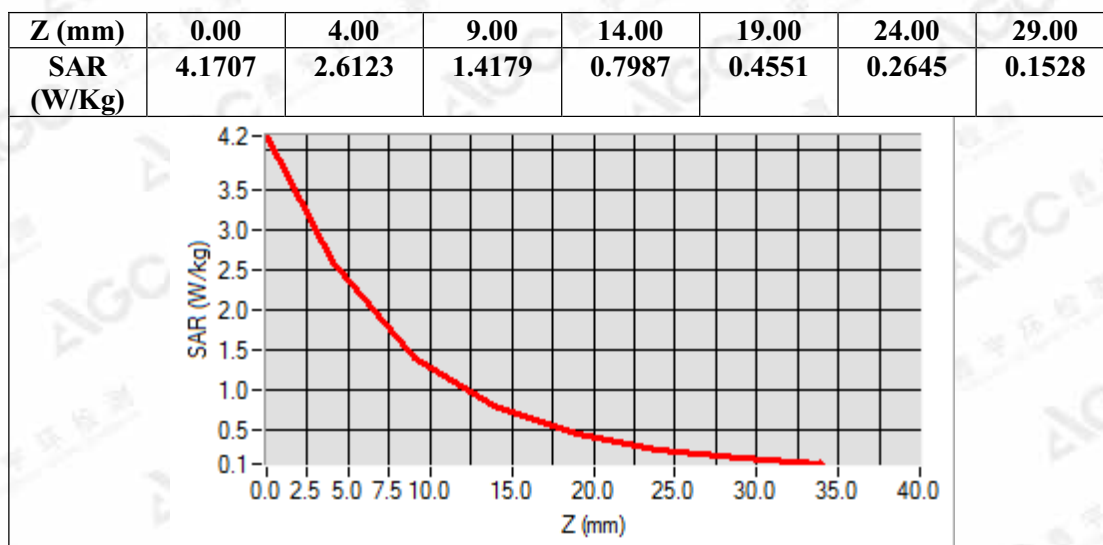


Maximum location: X=0.00, Y=0.00

SAR Peak: 4.15 W/kg

SAR 10g (W/Kg)	1.303512
SAR 1g (W/Kg)	2.479725

The results shown in this test report refer only to the sample(s) tested unless otherwise stated and the sample(s) are retained for 30 days only. The document is issued by AGC, this document cannot be reproduced except in full with our prior written permission. The more details and the authenticity of the report will be confirmed at <http://www.agc-cert.com>.



The results shown in this test report refer only to the sample(s) tested unless otherwise stated and the sample(s) are retained for 30 days only. The document is issued by AGC, this document cannot be reproduced except in full with our prior written permission. The more details and the authenticity of the report will be confirmed at <http://www.agc-cert.com>.

APPENDIX B. SAR MEASUREMENT DATA

Battery - GP 400mAh

Test Laboratory: AGC Lab

DECT 1900 Mid-Touch- Left

Date: July 11,2017

DUT: DECT 6.0 Cordless Phone with Bluetooth - Handset ; Type: RT803XT

Communication System: DECT; Communication System Band: 1900; Duty Cycle: 1:24; Conv.F=5.74

Frequency: 1924.992 MHz; Medium parameters used: $f = 1900$ MHz; $\sigma = 1.38$ mho/m; $\epsilon_r = 39.97$, $\rho = 1000$ kg/m³ ;

Phantom section: Left Section

Ambient temperature (°C):21.8, Liquid temperature (°C): 21.1

SATIMO Configuration:

Probe: SSE5; Calibrated: 12/05/2016 Serial No.: SN 14/16 EP308

Sensor-Surface: 4mm (Mechanical Surface Detection)

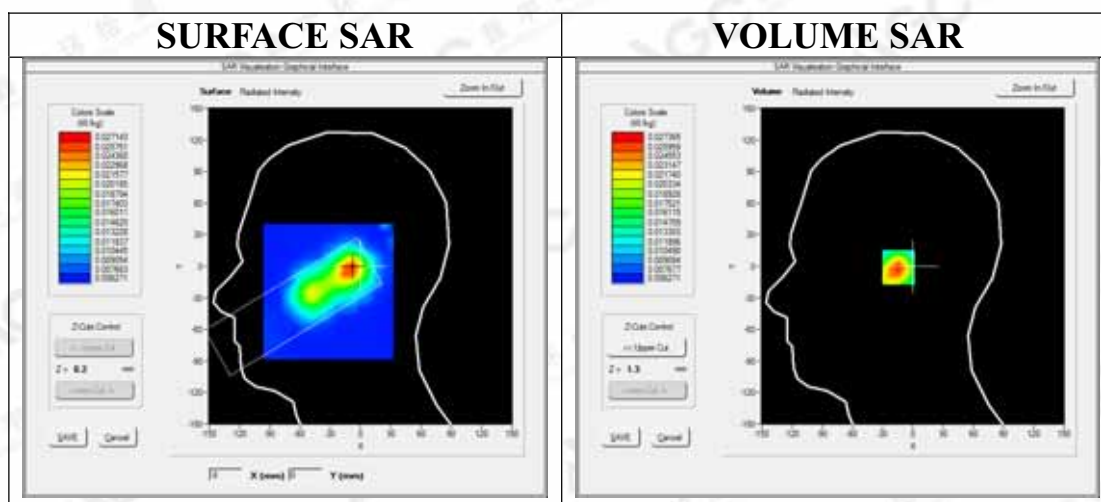
Phantom: SAM twin phantom

Measurement SW: OpenSAR V4_02_32

Configuration/1900 Mid-Touch- Left /Area Scan: Measurement grid: dx=8mm, dy=8mm

Configuration/1900 Mid-Touch- Left t/Zoom Scan: Measurement grid: dx=8mm,dy=8mm, dz=5mm;

Area Scan	sam_direct_droit2_surf8mm.txt
ZoomScan	5x5x7,dx=8mm dy=8mm dz=5mm,Complete
Phantom	Left head
Device Position	Cheek
Band	DECT
Channels	Middle
Signal	Crest factor: 24

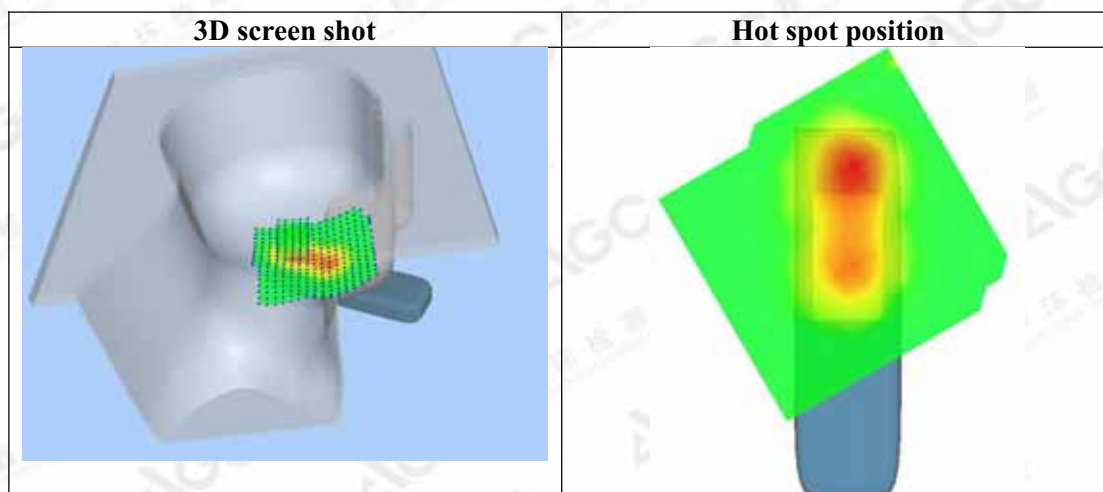
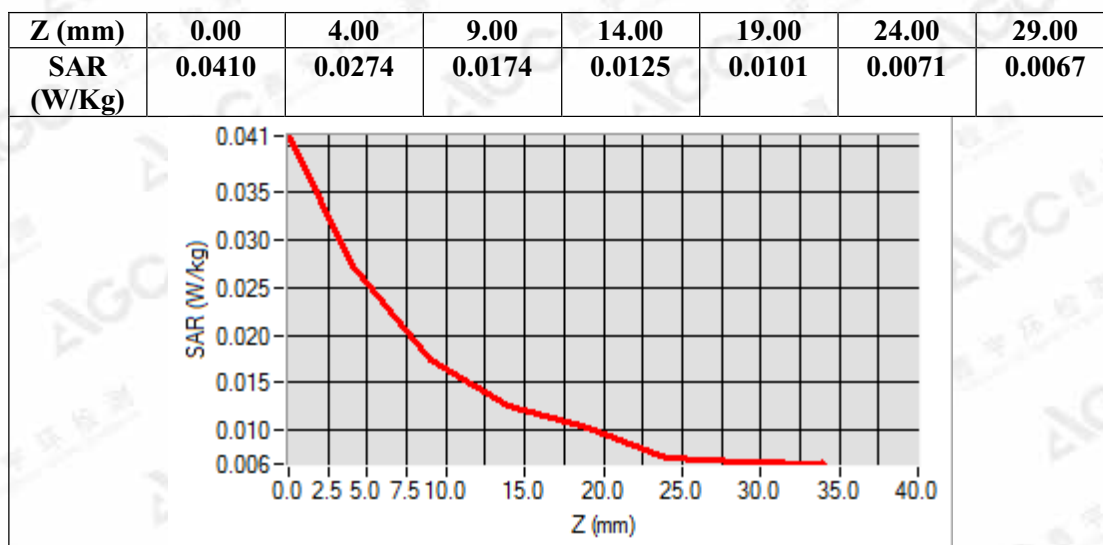


Maximum location: X=-9.00, Y=-1.00

SAR Peak: 0.04 W/kg

SAR 10g (W/Kg)	0.016572
SAR 1g (W/Kg)	0.026358

The results shown in this test report refer only to the sample(s) tested unless otherwise stated and the sample(s) are retained for 30 days only. The document is issued by AGC, this document cannot be reproduced except in full with our prior written permission. The more details and the authenticity of the report will be confirmed at <http://www.agc-cert.com>.



The results shown in this test report refer only to the sample(s) tested unless otherwise stated and the sample(s) are retained for 30 days only. The document is issued by AGC, this document cannot be reproduced except in full with our prior written permission. The more details and the authenticity of the report will be confirmed at <http://www.agc-cert.com>.

Test Laboratory: AGC Lab

Date: July 11, 2017

DECT 1900 Mid-Tilt- Left

DUT: DECT 6.0 Cordless Phone with Bluetooth - Handset ; Type: RT803XT

Communication System: DECT; Communication System Band: 1900; Duty Cycle: 1:24; Conv.F=5.74

Frequency: 1924.992 MHz; Medium parameters used: $f = 1900$ MHz; $\sigma = 1.38$ mho/m; $\epsilon_r = 39.97$, $\rho = 1000$ kg/m³ ;

Phantom section: Left Section

Ambient temperature (°C): 21.8, Liquid temperature (°C): 21.1

SATIMO Configuration:

Probe: SSE5; Calibrated: 12/05/2016 Serial No.: SN 14/16 EP308

Sensor-Surface: 4mm (Mechanical Surface Detection)

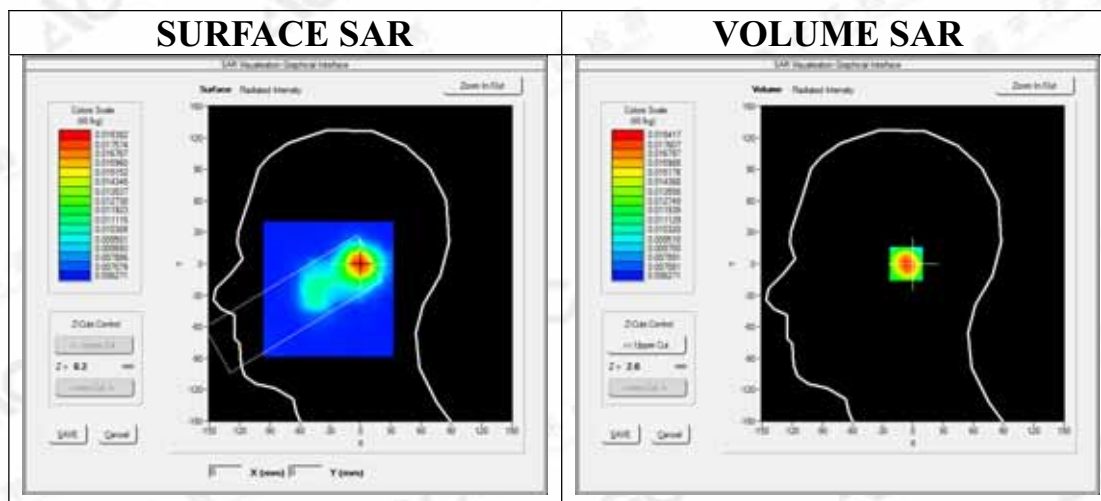
Phantom: SAM twin phantom

Measurement SW: OpenSAR V4_02_32

Configuration/1900 Mid-Tilt- Left /Area Scan: Measurement grid: dx=8mm, dy=8mm

Configuration/1900 Mid-Tilt- Left t/Zoom Scan: Measurement grid: dx=8mm, dy=8mm, dz=5mm;

Area Scan	sam_direct_droit2_surf8mm.txt
ZoomScan	5x5x7, dx=8mm dy=8mm dz=5mm, Complete
Phantom	Left head
Device Position	Tilt
Band	DECT
Channels	Middle
Signal	Crest factor: 24

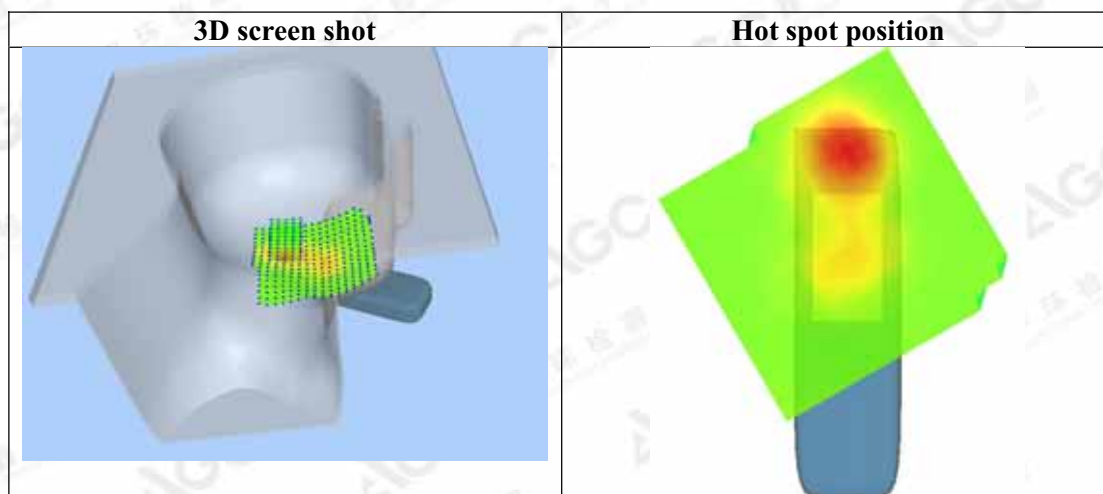
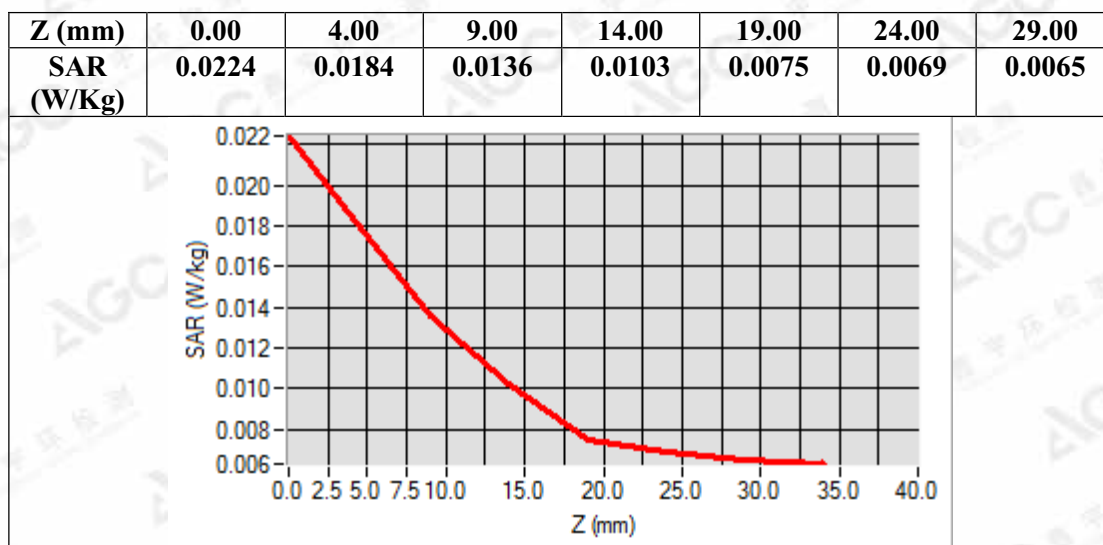


Maximum location: X=-1.00, Y=0.00

SAR Peak: 0.02 W/kg

SAR 10g (W/Kg)	0.011914
SAR 1g (W/Kg)	0.017284

The results shown in this test report refer only to the sample(s) tested unless otherwise stated and the sample(s) are retained for 30 days only. The document is issued by AGC, this document cannot be reproduced except in full with our prior written permission. The more details and the authenticity of the report will be confirmed at <http://www.agc-cert.com>.



The results shown in this test report refer only to the sample(s) tested unless otherwise stated and the sample(s) are retained for 30 days only. The document is issued by AGC, this document cannot be reproduced except in full with our prior written permission. The more details and the authenticity of the report will be confirmed at <http://www.agc-cert.com>.

Test Laboratory: AGC Lab
DECT 1900 Mid-Touch- Right
DUT: DECT 6.0 Cordless Phone with Bluetooth - Handset ; Type: RT803XT

Date: July 11,2017

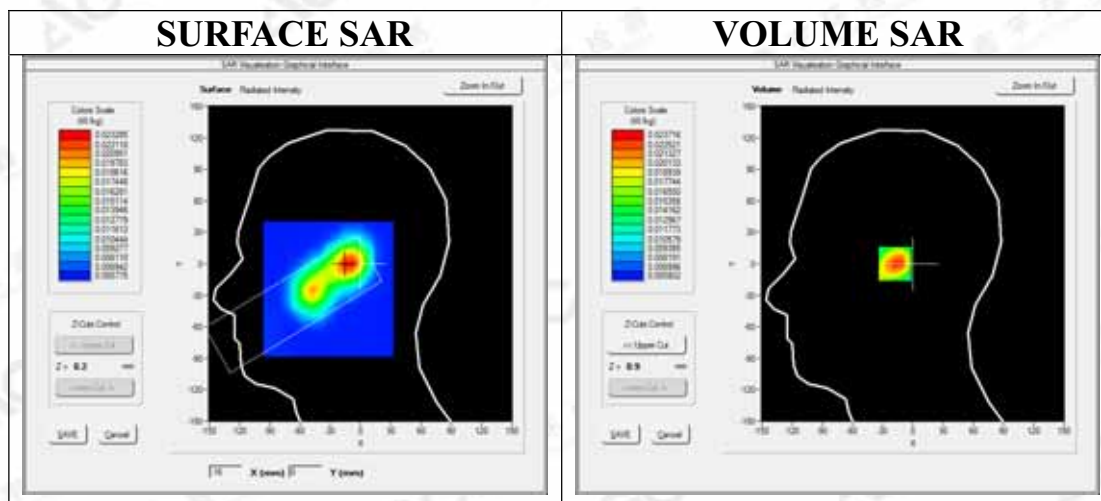
Communication System: DECT; Communication System Band: 1900; Duty Cycle: 1:24; Conv.F=5.74
Frequency: 1924.992 MHz; Medium parameters used: $f = 1900$ MHz; $\sigma = 1.38$ mho/m; $\epsilon_r = 39.97$, $\rho = 1000$ kg/m³ ;
Phantom section: Right Section
Ambient temperature (°C):21.8, Liquid temperature (°C): 21.1

SATIMO Configuration:

Probe: SSE5; Calibrated: 12/05/2016 Serial No.: SN 14/16 EP308
Sensor-Surface: 4mm (Mechanical Surface Detection)
Phantom: SAM twin phantom
Measurement SW: OpenSAR V4_02_32

Configuration/1900 Mid-Touch- Right /Area Scan: Measurement grid: dx=8mm, dy=8mm
Configuration/1900 Mid-Touch- Right t/Zoom Scan: Measurement grid: dx=8mm,dy=8mm, dz=5mm;

Area Scan	sam_direct_droit2_surf8mm.txt
ZoomScan	5x5x7,dx=8mm dy=8mm dz=5mm,Complete
Phantom	Right head
Device Position	Cheek
Band	DECT
Channels	Middle
Signal	Crest factor: 24

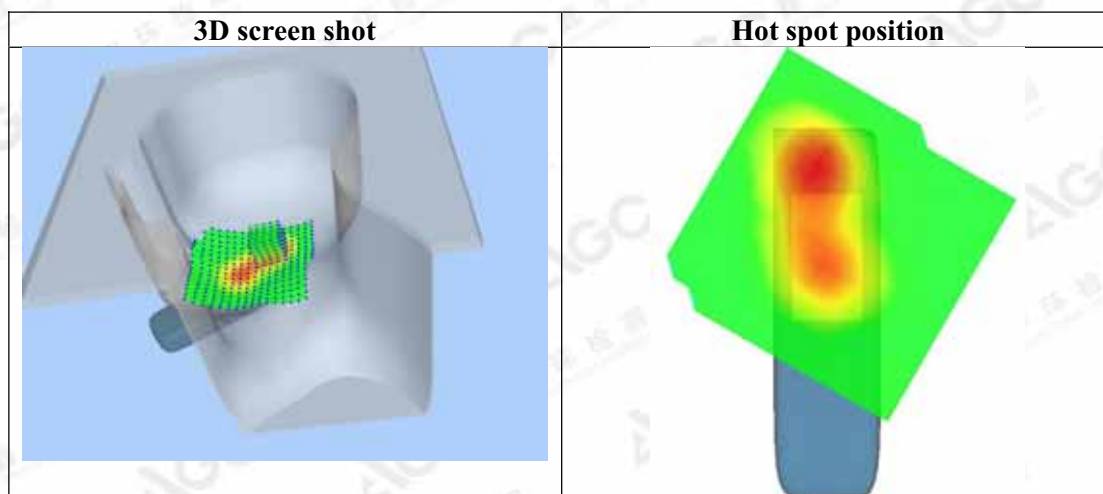
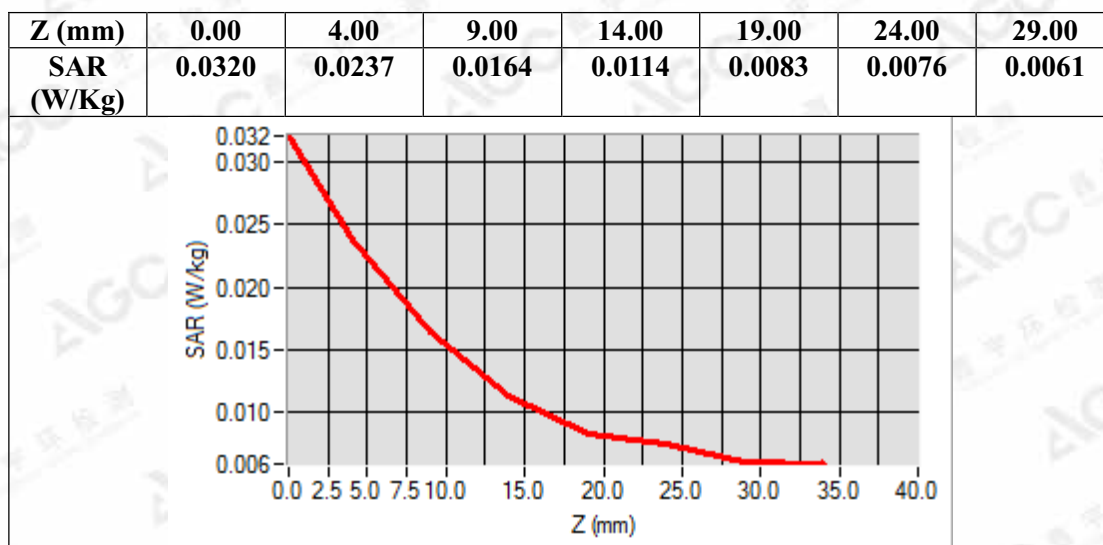


Maximum location: X=-13.00, Y=0.00

SAR Peak: 0.04 W/kg

SAR 10g (W/Kg)	0.014604
SAR 1g (W/Kg)	0.022862

The results shown in this test report refer only to the sample(s) tested unless otherwise stated and the sample(s) are retained for 30 days only. The document is issued by AGC, this document cannot be reproduced except in full with our prior written permission. The more details and the authenticity of the report will be confirmed at <http://www.agc-cert.com>.



The results shown in this test report refer only to the sample(s) tested unless otherwise stated and the sample(s) are retained for 30 days only. The document is issued by AGC, this document cannot be reproduced except in full with our prior written permission. The more details and the authenticity of the report will be confirmed at <http://www.agc-cert.com>.

Test Laboratory: AGC Lab
DECT 1900 Mid-Tilt- Right
DUT: DECT 6.0 Cordless Phone with Bluetooth - Handset ; Type: RT803XT

Date: July 11,2017

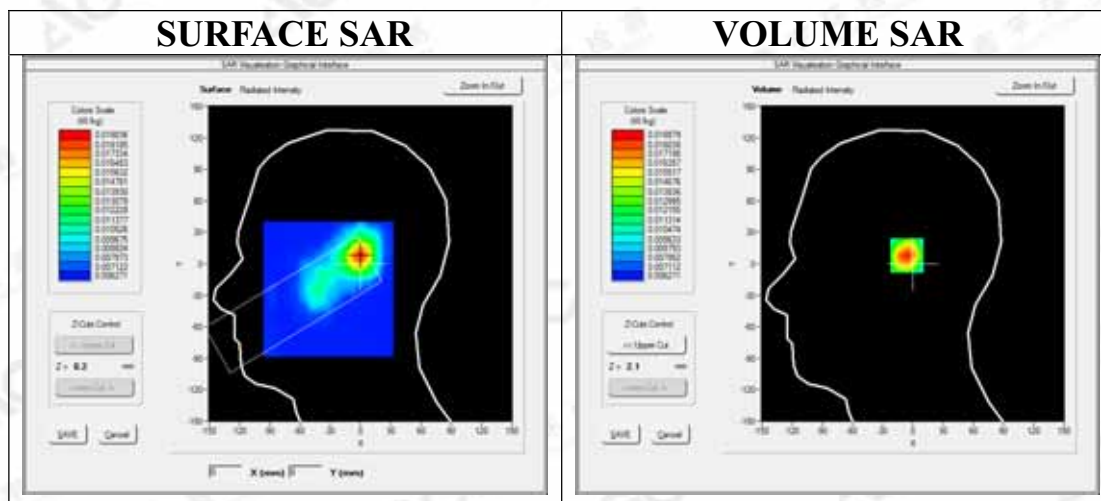
Communication System: DECT; Communication System Band: 1900; Duty Cycle: 1:24; Conv.F=5.74
Frequency: 1924.992 MHz; Medium parameters used: $f = 1900$ MHz; $\sigma = 1.38$ mho/m; $\epsilon_r = 39.97$, $\rho = 1000$ kg/m³ ;
Phantom section: Right Section
Ambient temperature (°C):21.8, Liquid temperature (°C): 21.1

SATIMO Configuration:

Probe: SSE5; Calibrated: 12/05/2016 Serial No.: SN 14/16 EP308
Sensor-Surface: 4mm (Mechanical Surface Detection)
Phantom: SAM twin phantom
Measurement SW: OpenSAR V4_02_32

Configuration/1900 Mid-Tilt- Right /Area Scan: Measurement grid: dx=8mm, dy=8mm
Configuration/1900 Mid-Tilt- Right t/Zoom Scan: Measurement grid: dx=8mm,dy=8mm, dz=5mm;

Area Scan	sam_direct_droit2_surf8mm.txt
ZoomScan	5x5x7,dx=8mm dy=8mm dz=5mm,Complete
Phantom	Right head
Device Position	Tilt
Band	DECT
Channels	Middle
Signal	Crest factor: 24

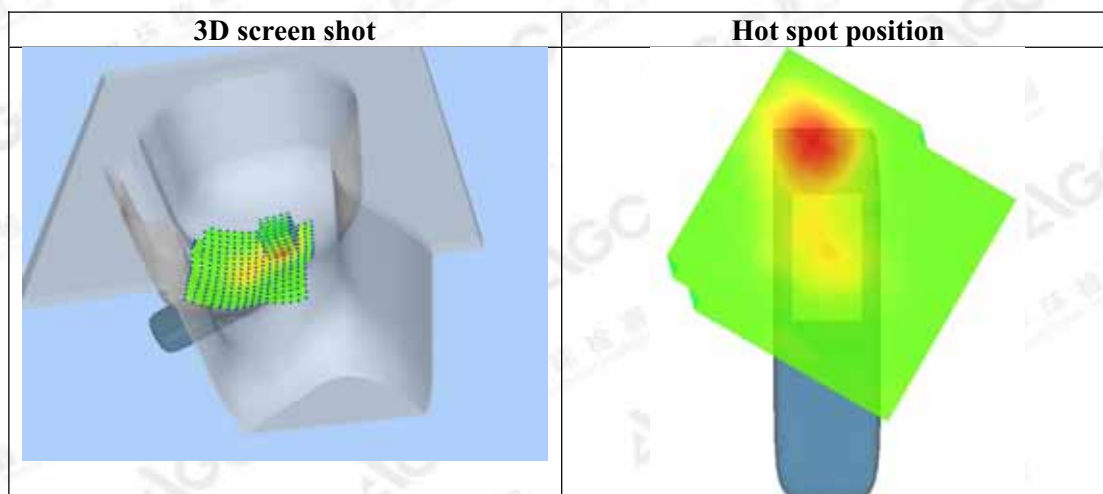
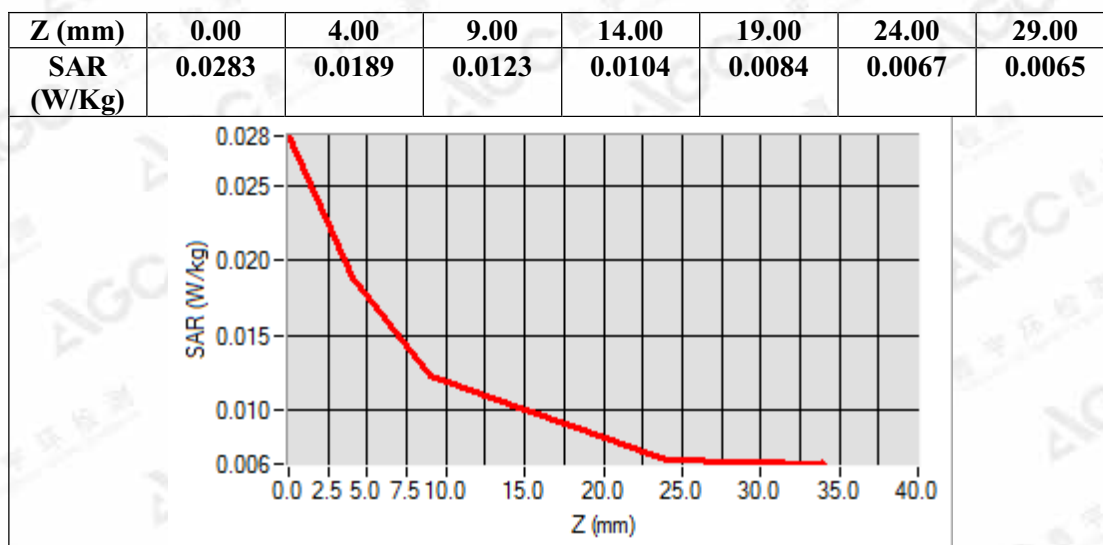


Maximum location: X=0.00, Y=8.00

SAR Peak: 0.03 W/kg

SAR 10g (W/Kg)	0.012088
SAR 1g (W/Kg)	0.018763

The results shown in this test report refer only to the sample(s) tested unless otherwise stated and the sample(s) are retained for 30 days only. The document is issued by AGC, this document cannot be reproduced except in full with our prior written permission. The more details and the authenticity of the report will be confirmed at <http://www.agc-cert.com>.



The results shown in this test report refer only to the sample(s) tested unless otherwise stated and the sample(s) are retained for 30 days only. The document is issued by AGC, this document cannot be reproduced except in full with our prior written permission. The more details and the authenticity of the report will be confirmed at <http://www.agc-cert.com>.

Test Laboratory: AGC Lab

Date: July 11, 2017

DECT 1900 Mid-Face-Up

DUT: DECT 6.0 Cordless Phone with Bluetooth - Handset ; Type: RT803XT

Communication System: DECT; Communication System Band: 1900; Duty Cycle: 1:24; Conv.F=5.74

Frequency: 1924.992 MHz; Medium parameters used: $f = 1900$ MHz; $\sigma = 1.38$ mho/m; $\epsilon_r = 39.97$, $\rho = 1000$ kg/m³ ;

Phantom section: Flat Section

Ambient temperature (°C): 21.8, Liquid temperature (°C): 21.1

SATIMO Configuration:

Probe: SSE5; Calibrated: 12/05/2016 Serial No.: SN 14/16 EP308

Sensor-Surface: 4mm (Mechanical Surface Detection)

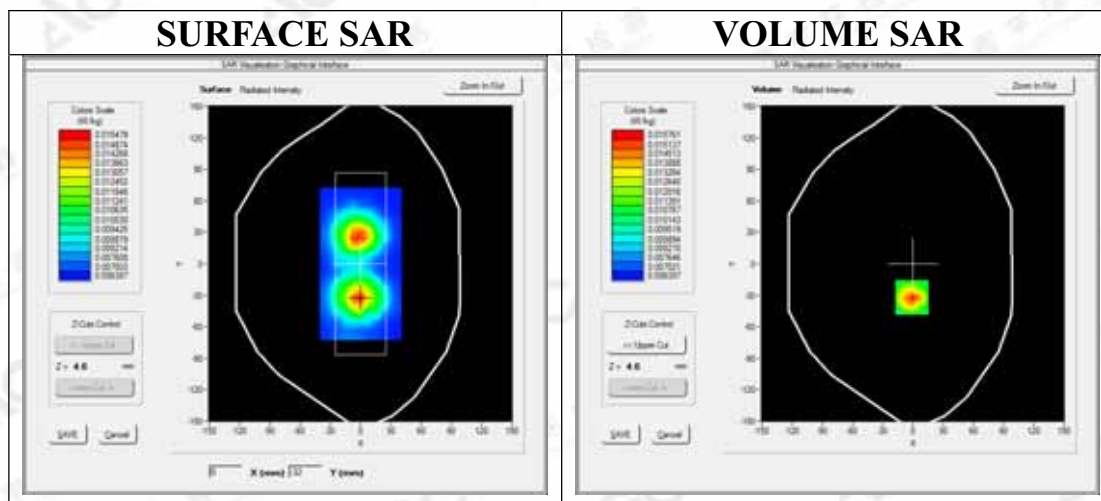
Phantom: SAM twin phantom

Measurement SW: OpenSAR V4_02_32

Configuration/1900 Mid-Face-Up /Area Scan: Measurement grid: dx=8mm, dy=8mm

Configuration/1900 Mid-Face-Up /Zoom Scan: Measurement grid: dx=8mm, dy=8mm, dz=5mm;

Area Scan	sam_direct_droit2_surf8mm.txt
ZoomScan	5x5x7, dx=8mm dy=8mm dz=5mm, Complete
Phantom	Validation plane
Device Position	Face Up
Band	DECT
Channels	Middle
Signal	Crest factor: 24

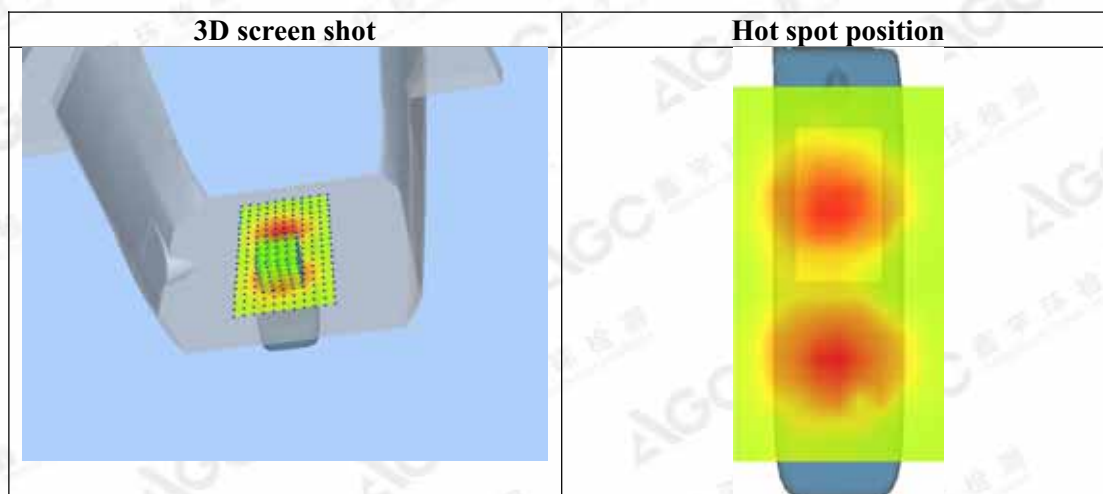
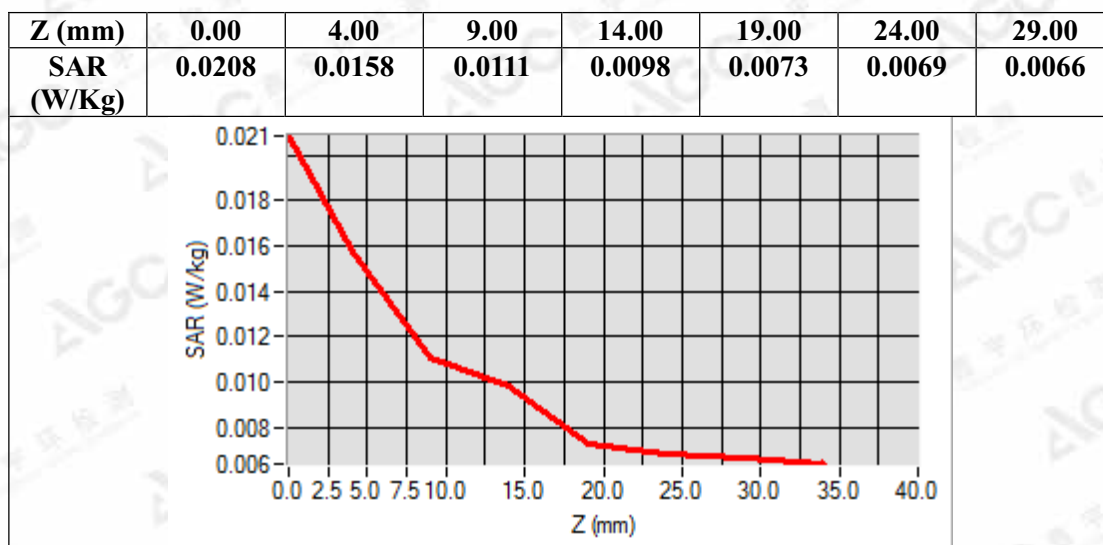


Maximum location: X=-1.00, Y=-32.00

SAR Peak: 0.02 W/kg

SAR 10g (W/Kg)	0.010474
SAR 1g (W/Kg)	0.014775

The results shown in this test report refer only to the sample(s) tested unless otherwise stated and the sample(s) are retained for 30 days only. The document is issued by AGC, this document cannot be reproduced except in full with our prior written permission. The more details and the authenticity of the report will be confirmed at <http://www.agc-cert.com>.



The results shown in this test report refer only to the sample(s) tested unless otherwise stated and the sample(s) are retained for 30 days only. The document is issued by AGC, this document cannot be reproduced except in full with our prior written permission. The more details and the authenticity of the report will be confirmed at <http://www.agc-cert.com>.

Test Laboratory: AGC Lab
DECT 1900 Mid-Body-Back

Date: July 11,2017

DUT: DECT 6.0 Cordless Phone with Bluetooth - Handset ; Type: RT803XT

Communication System: DECT; Communication System Band: 1900; Duty Cycle: 1:24; Conv.F=5.90
Frequency: 1924.992 MHz; Medium parameters used: $f = 1900$ MHz; $\sigma = 1.51$ mho/m; $\epsilon_r = 53.23$; $\rho = 1000$ kg/m³ ;
Phantom section: Flat Section
Ambient temperature (°C):21.8, Liquid temperature (°C): 21.3

SATIMO Configuration:

Probe: SSE5; Calibrated: 12/05/2016 Serial No.: SN 14/16 EP308

Sensor-Surface: 4mm (Mechanical Surface Detection)

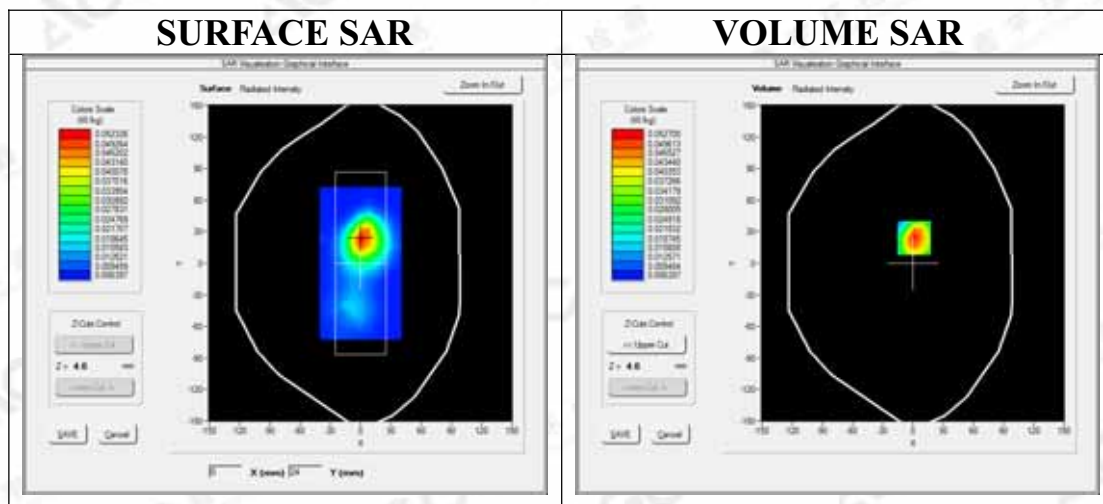
Phantom: SAM twin phantom

Measurement SW: OpenSAR V4_02_32

Configuration1900 Mid-Body- Back/Area Scan: Measurement grid: dx=8mm, dy=8mm

Configuration1900 Mid-Body- Back/Zoom Scan: Measurement grid: dx=8mm,dy=8mm, dz=5mm;

Area Scan	sam_direct_droit2_surf8mm.txt
ZoomScan	5x5x7,dx=8mm dy=8mm dz=5mm,Complete
Phantom	Validation plane
Device Position	Body Back
Band	DECT
Channels	Middle
Signal	Crest factor: 24

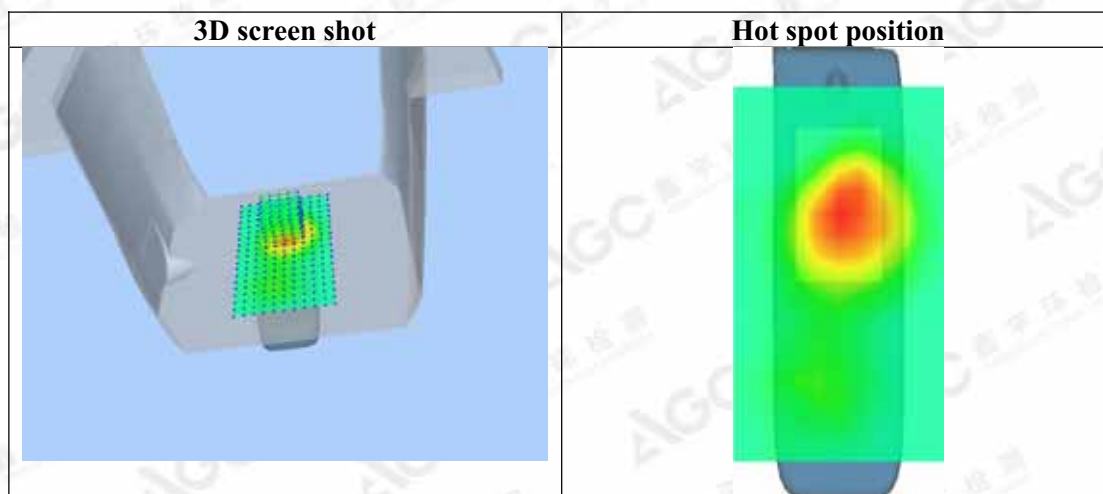
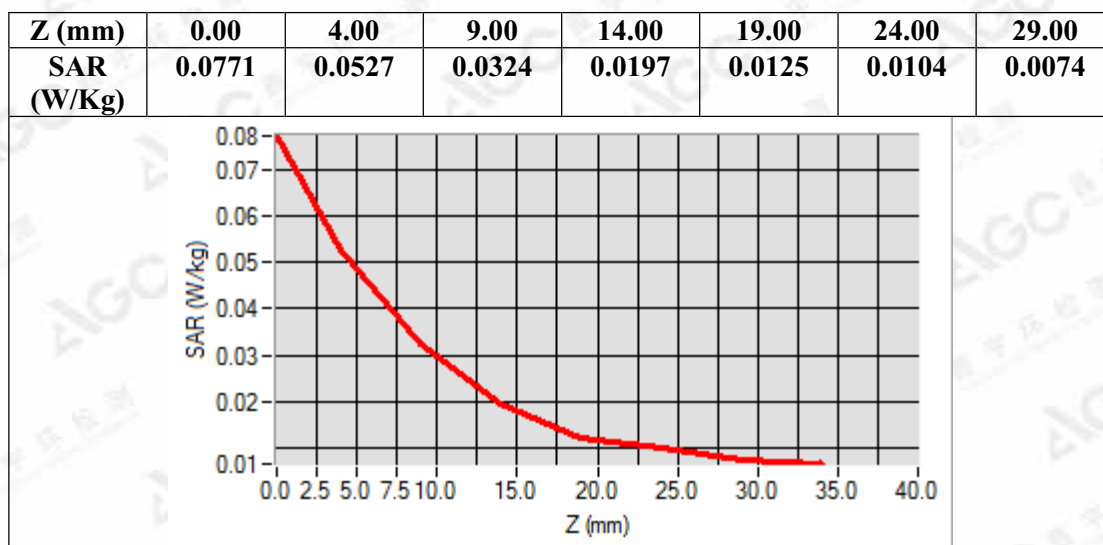


Maximum location: X=1.00, Y=24.00

SAR Peak: 0.08 W/kg

SAR 10g (W/Kg)	0.028331
SAR 1g (W/Kg)	0.049747

The results shown in this test report refer only to the sample(s) tested unless otherwise stated and the sample(s) are retained for 30 days only. The document is issued by AGC, this document cannot be reproduced except in full with our prior written permission. The more details and the authenticity of the report will be confirmed at <http://www.agc-cert.com>.



The results shown in this test report refer only to the sample(s) tested unless otherwise stated and the sample(s) are retained for 30 days only. The document is issued by AGC, this document cannot be reproduced except in full with our prior written permission. The more details and the authenticity of the report will be confirmed at <http://www.agc-cert.com>.

Test Laboratory: AGC Lab
DECT 1900 Mid-Body-Front

Date: July 11,2017

DUT: DECT 6.0 Cordless Phone with Bluetooth - Handset ; Type: RT803XT

Communication System: DECT; Communication System Band: 1900; Duty Cycle: 1:24; Conv.F=5.90
Frequency: 1924.992 MHz; Medium parameters used: $f = 1900$ MHz; $\sigma = 1.51$ mho/m; $\epsilon_r = 53.23$; $\rho = 1000$ kg/m³ ;
Phantom section: Flat Section
Ambient temperature (°C):21.8, Liquid temperature (°C): 21.3

SATIMO Configuration:

Probe: SSE5; Calibrated: 12/05/2016 Serial No.: SN 14/16 EP308

Sensor-Surface: 4mm (Mechanical Surface Detection)

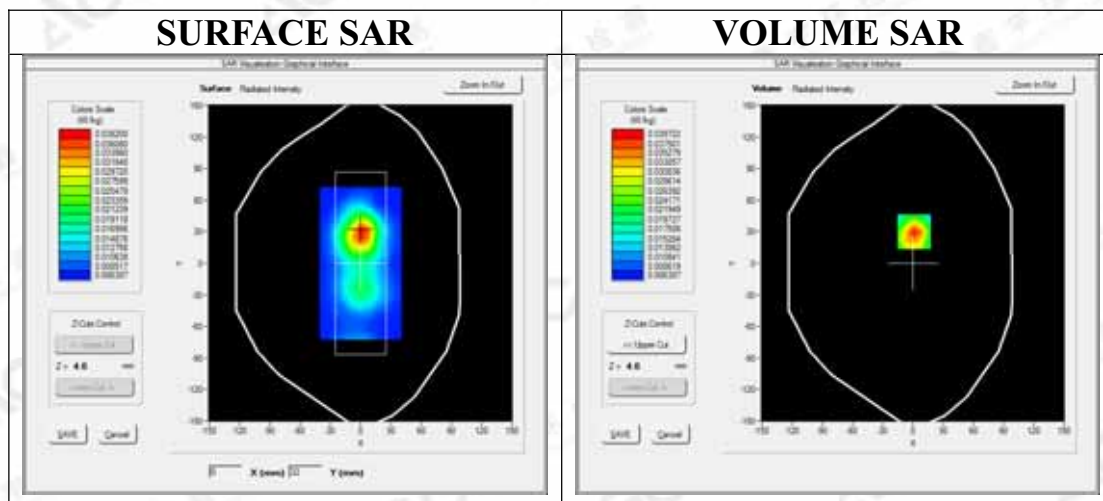
Phantom: SAM twin phantom

Measurement SW: OpenSAR V4_02_32

Configuration1900 Mid-Body- Front/Area Scan: Measurement grid: dx=8mm, dy=8mm

Configuration1900 Mid-Body- Front/Zoom Scan: Measurement grid: dx=8mm,dy=8mm, dz=5mm;

Area Scan	sam_direct_droit2_surf8mm.txt
ZoomScan	5x5x7,dx=8mm dy=8mm dz=5mm,Complete
Phantom	Validation plane
Device Position	Body Front
Band	DECT
Channels	Middle
Signal	Crest factor: 24

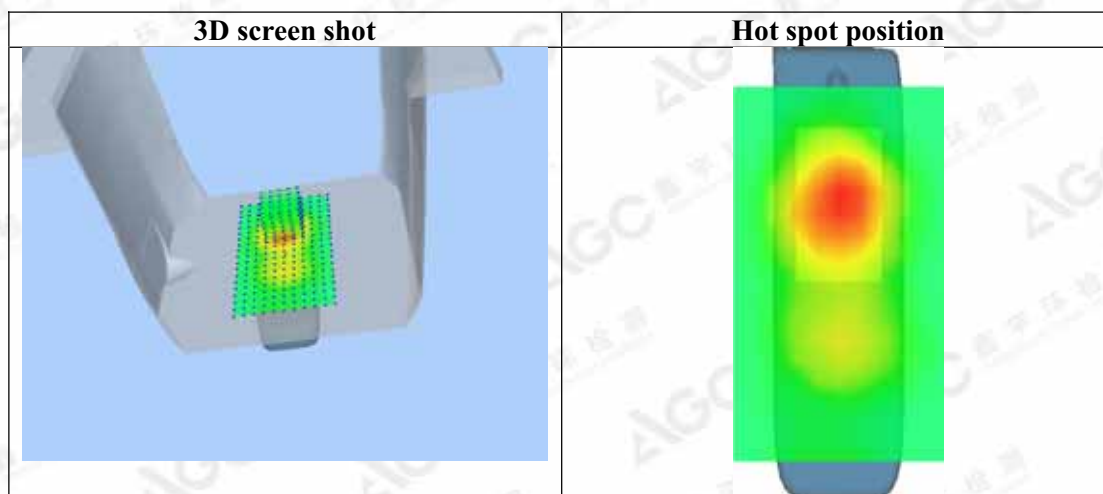
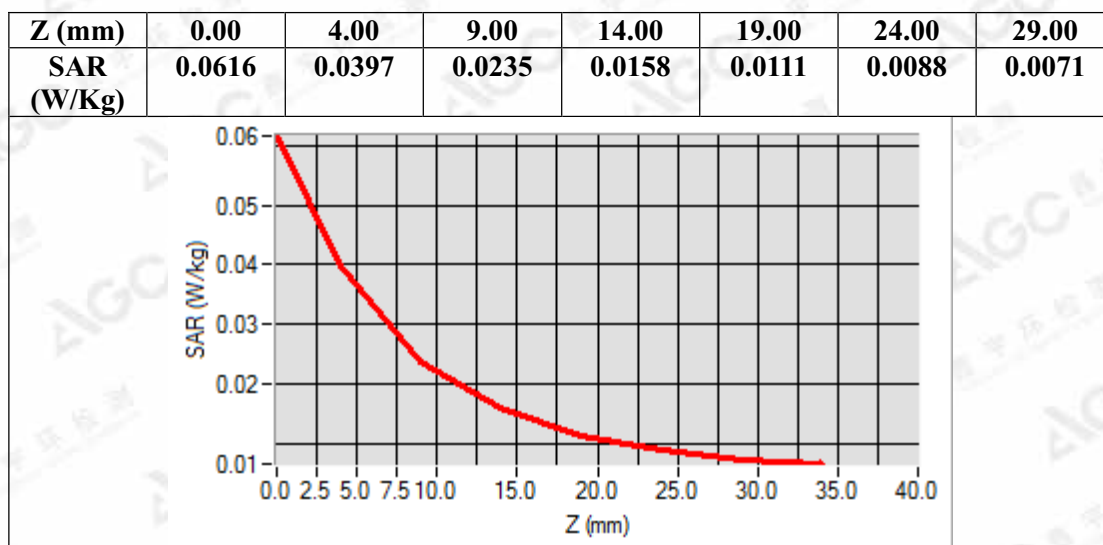


Maximum location: X=1.00, Y=30.00

SAR Peak: 0.06 W/kg

SAR 10g (W/Kg)	0.021962
SAR 1g (W/Kg)	0.037651

The results shown in this test report refer only to the sample(s) tested unless otherwise stated and the sample(s) are retained for 30 days only. The document is issued by AGC, this document cannot be reproduced except in full with our prior written permission. The more details and the authenticity of the report will be confirmed at <http://www.agc-cert.com>.



The results shown in this test report refer only to the sample(s) tested unless otherwise stated and the sample(s) are retained for 30 days only. The document is issued by AGC, this document cannot be reproduced except in full with our prior written permission. The more details and the authenticity of the report will be confirmed at <http://www.agc-cert.com>.

Battery - GP 300mAh

Test Laboratory: AGC Lab

DECT 1900 Mid-Touch- Left

DUT: DECT 6.0 Cordless Phone with Bluetooth - Handset ; Type: RT803XT

Date: July 11,2017

Communication System: DECT; Communication System Band: 1900; Duty Cycle: 1:24; Conv.F=5.74
Frequency: 1924.992 MHz; Medium parameters used: $f = 1900$ MHz; $\sigma = 1.38$ mho/m; $\epsilon_r = 39.97$, $\rho = 1000$ kg/m³ ;
Phantom section: Left Section
Ambient temperature (°C):21.8, Liquid temperature (°C): 21.1

SATIMO Configuration:

Probe: SSE5; Calibrated: 12/05/2016 Serial No.: SN 14/16 EP308

Sensor-Surface: 4mm (Mechanical Surface Detection)

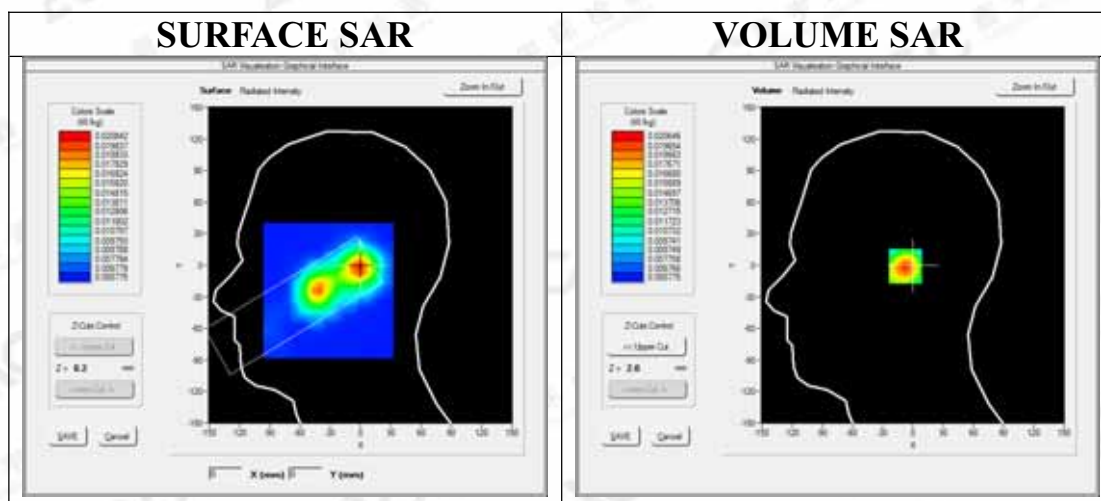
Phantom: SAM twin phantom

Measurement SW: OpenSAR V4_02_32

Configuration/1900 Mid-Touch- Left /Area Scan: Measurement grid: dx=8mm, dy=8mm

Configuration/1900 Mid-Touch- Left t/Zoom Scan: Measurement grid: dx=8mm,dy=8mm, dz=5mm;

Area Scan	sam_direct_droit2_surf8mm.txt
ZoomScan	5x5x7,dx=8mm dy=8mm dz=5mm,Complete
Phantom	Left head
Device Position	Cheek
Band	DECT
Channels	Middle
Signal	Crest factor: 24

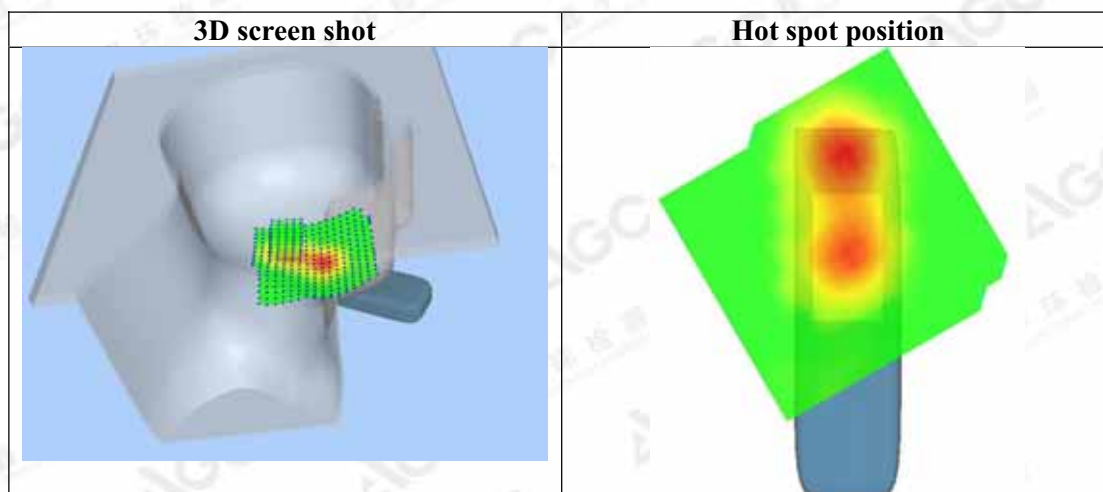
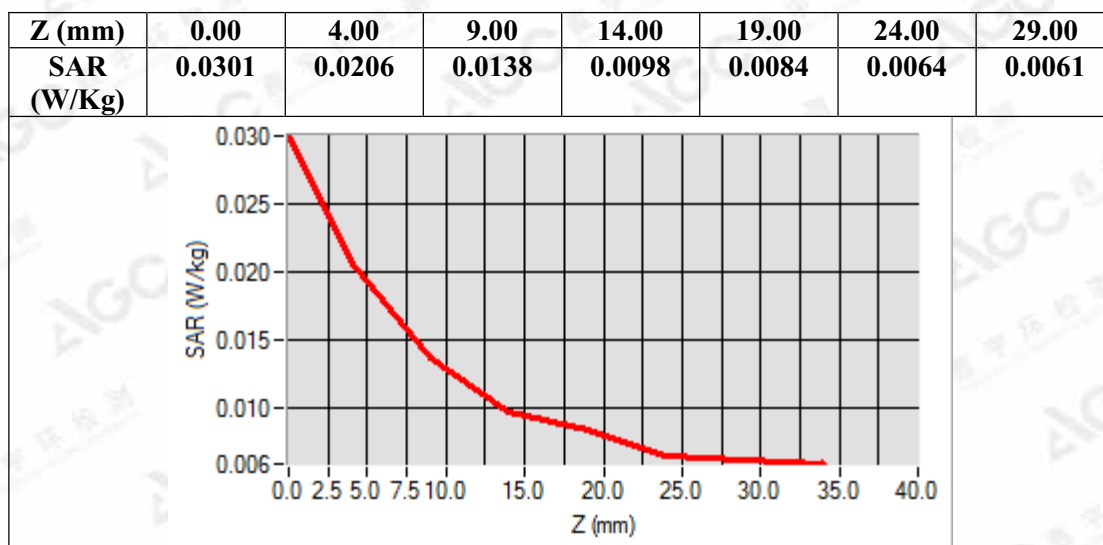


Maximum location: X=-1.00, Y=-1.00

SAR Peak: 0.03 W/kg

SAR 10g (W/Kg)	0.012875
SAR 1g (W/Kg)	0.019775

The results shown in this test report refer only to the sample(s) tested unless otherwise stated and the sample(s) are retained for 30 days only. The document is issued by AGC, this document cannot be reproduced except in full with our prior written permission. The more details and the authenticity of the report will be confirmed at <http://www.agc-cert.com>.



The results shown in this test report refer only to the sample(s) tested unless otherwise stated and the sample(s) are retained for 30 days only. The document is issued by AGC, this document cannot be reproduced except in full with our prior written permission. The more details and the authenticity of the report will be confirmed at <http://www.agc-cert.com>.

Test Laboratory: AGC Lab

Date: July 11, 2017

DECT 1900 Mid-Tilt- Left

DUT: DECT 6.0 Cordless Phone with Bluetooth - Handset ; Type: RT803XT

Communication System: DECT; Communication System Band: 1900; Duty Cycle: 1:24; Conv.F=5.74

Frequency: 1924.992 MHz; Medium parameters used: $f = 1900$ MHz; $\sigma = 1.38$ mho/m; $\epsilon_r = 39.97$, $\rho = 1000$ kg/m³ ;

Phantom section: Left Section

Ambient temperature (°C): 21.8, Liquid temperature (°C): 21.1

SATIMO Configuration:

Probe: SSE5; Calibrated: 12/05/2016 Serial No.: SN 14/16 EP308

Sensor-Surface: 4mm (Mechanical Surface Detection)

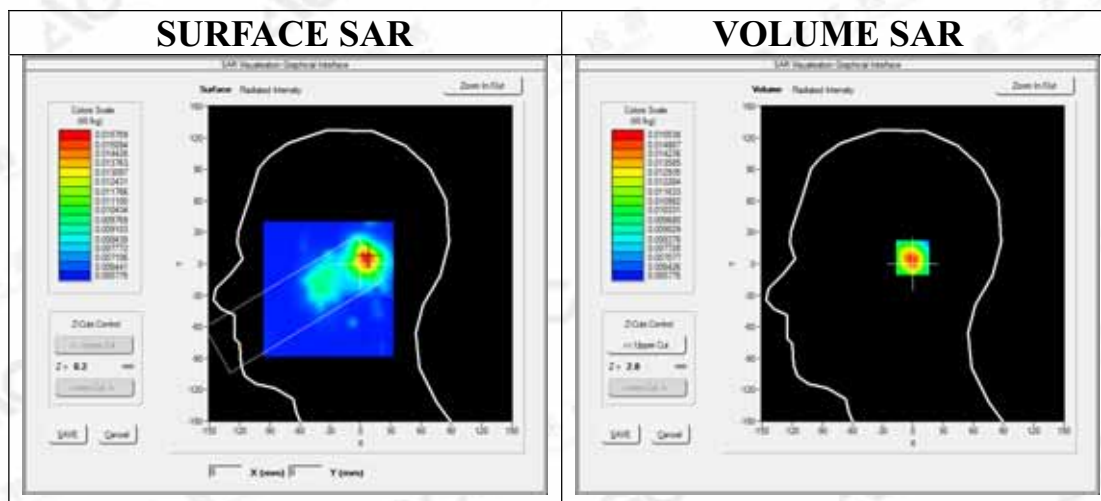
Phantom: SAM twin phantom

Measurement SW: OpenSAR V4_02_32

Configuration/1900 Mid-Tilt- Left /Area Scan: Measurement grid: dx=8mm, dy=8mm

Configuration/1900 Mid-Tilt- Left t/Zoom Scan: Measurement grid: dx=8mm, dy=8mm, dz=5mm;

Area Scan	sam_direct_droit2_surf8mm.txt
ZoomScan	5x5x7, dx=8mm dy=8mm dz=5mm, Complete
Phantom	Left head
Device Position	Tilt
Band	DECT
Channels	Middle
Signal	Crest factor: 24

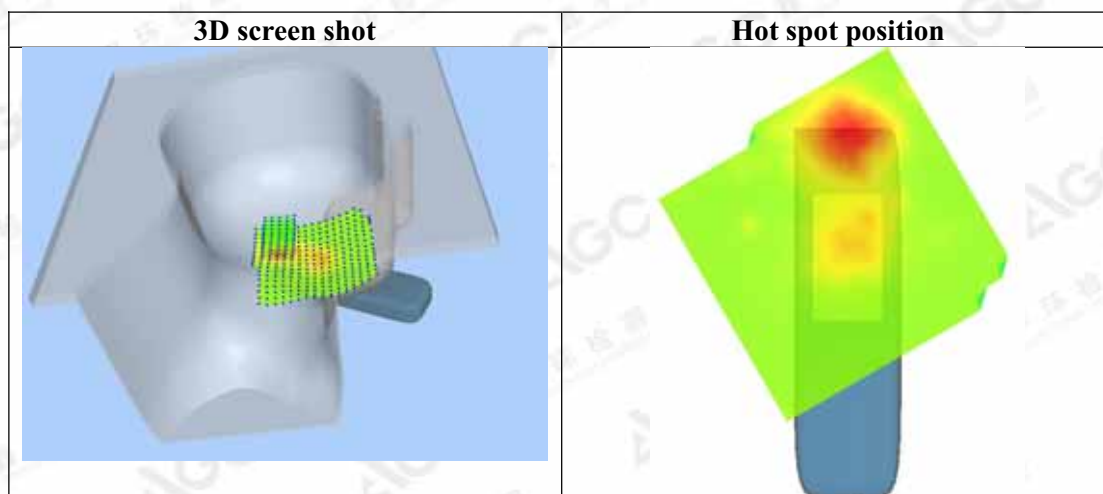
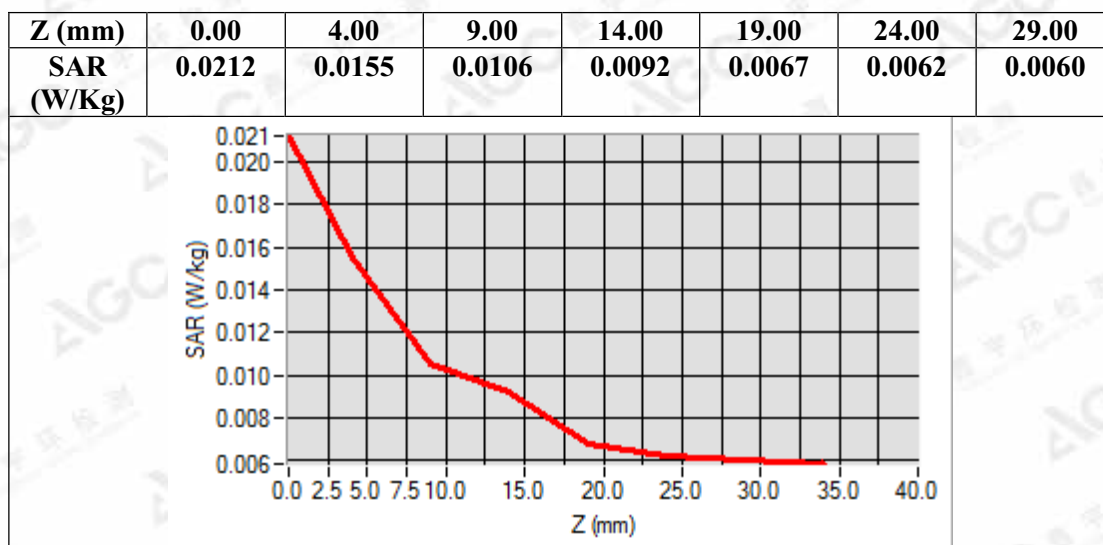


Maximum location: X=7.00, Y=6.00

SAR Peak: 0.02 W/kg

SAR 10g (W/Kg)	0.010170
SAR 1g (W/Kg)	0.014901

The results shown in this test report refer only to the sample(s) tested unless otherwise stated and the sample(s) are retained for 30 days only. The document is issued by AGC, this document cannot be reproduced except in full with our prior written permission. The more details and the authenticity of the report will be confirmed at <http://www.agc-cert.com>.



The results shown in this test report refer only to the sample(s) tested unless otherwise stated and the sample(s) are retained for 30 days only. The document is issued by AGC, this document cannot be reproduced except in full with our prior written permission. The more details and the authenticity of the report will be confirmed at <http://www.agc-cert.com>.

Test Laboratory: AGC Lab
DECT 1900 Mid-Touch- Right
DUT: DECT 6.0 Cordless Phone with Bluetooth - Handset ; Type: RT803XT

Date: July 11,2017

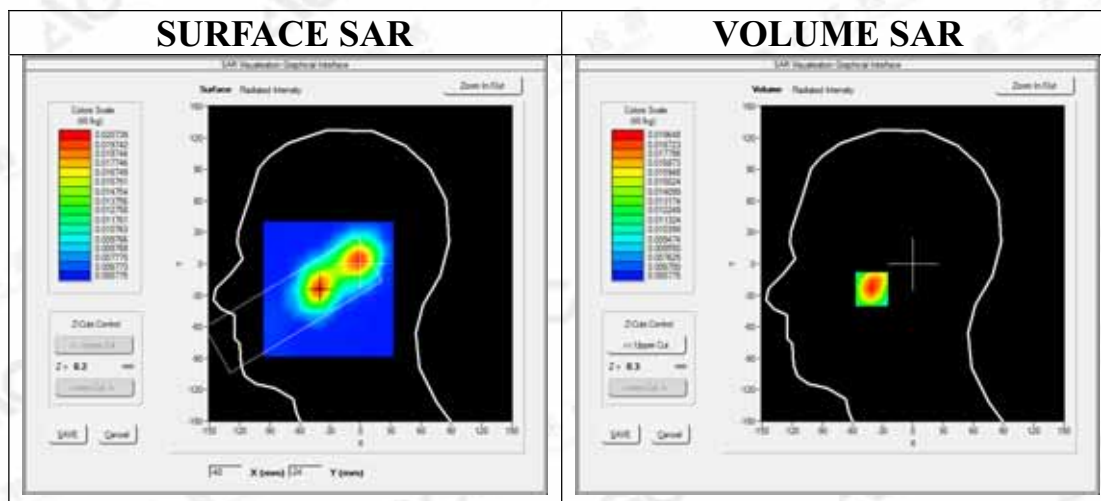
Communication System: DECT; Communication System Band: 1900; Duty Cycle: 1:24; Conv.F=5.74
Frequency: 1924.992 MHz; Medium parameters used: $f = 1900$ MHz; $\sigma = 1.38$ mho/m; $\epsilon_r = 39.97$, $\rho = 1000$ kg/m³ ;
Phantom section: Right Section
Ambient temperature (°C):21.8, Liquid temperature (°C): 21.1

SATIMO Configuration:

Probe: SSE5; Calibrated: 12/05/2016 Serial No.: SN 14/16 EP308
Sensor-Surface: 4mm (Mechanical Surface Detection)
Phantom: SAM twin phantom
Measurement SW: OpenSAR V4_02_32

Configuration/1900 Mid-Touch- Right /Area Scan: Measurement grid: dx=8mm, dy=8mm
Configuration/1900 Mid-Touch- Right t/Zoom Scan: Measurement grid: dx=8mm,dy=8mm, dz=5mm;

Area Scan	sam_direct_droit2_surf8mm.txt
ZoomScan	5x5x7,dx=8mm dy=8mm dz=5mm,Complete
Phantom	Right head
Device Position	Cheek
Band	DECT
Channels	Middle
Signal	Crest factor: 24

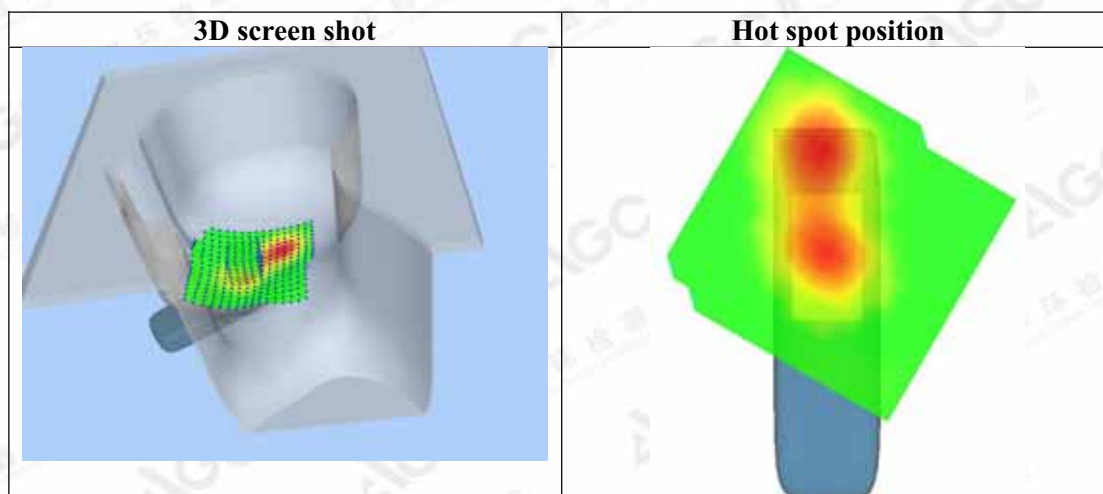
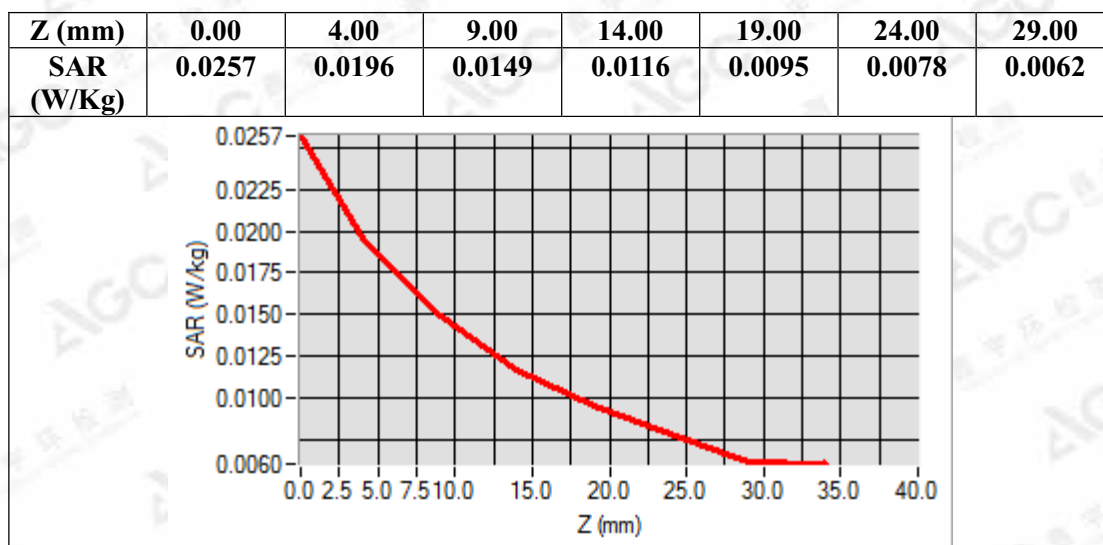


Maximum location: X=-41.00, Y=-24.00

SAR Peak: 0.03 W/kg

SAR 10g (W/Kg)	0.013282
SAR 1g (W/Kg)	0.019215

The results shown in this test report refer only to the sample(s) tested unless otherwise stated and the sample(s) are retained for 30 days only. The document is issued by AGC, this document cannot be reproduced except in full with our prior written permission. The more details and the authenticity of the report will be confirmed at <http://www.agc-cert.com>.



The results shown in this test report refer only to the sample(s) tested unless otherwise stated and the sample(s) are retained for 30 days only. The document is issued by AGC, this document cannot be reproduced except in full with our prior written permission. The more details and the authenticity of the report will be confirmed at <http://www.agc-cert.com>.

Test Laboratory: AGC Lab
DECT 1900 Mid-Tilt- Right
DUT: DECT 6.0 Cordless Phone with Bluetooth - Handset ; Type: RT803XT

Date: July 11,2017

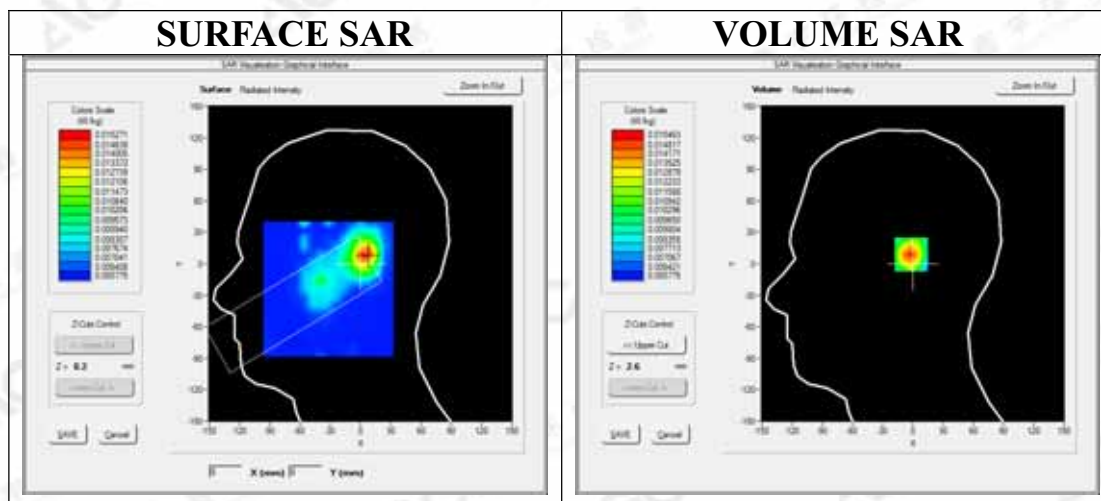
Communication System: DECT; Communication System Band: 1900; Duty Cycle: 1:24; Conv.F=5.74
Frequency: 1924.992 MHz; Medium parameters used: $f = 1900$ MHz; $\sigma = 1.38$ mho/m; $\epsilon_r = 39.97$, $\rho = 1000$ kg/m³ ;
Phantom section: Right Section
Ambient temperature (°C):21.8, Liquid temperature (°C): 21.1

SATIMO Configuration:

Probe: SSE5; Calibrated: 12/05/2016 Serial No.: SN 14/16 EP308
Sensor-Surface: 4mm (Mechanical Surface Detection)
Phantom: SAM twin phantom
Measurement SW: OpenSAR V4_02_32

Configuration/1900 Mid-Tilt- Right /Area Scan: Measurement grid: dx=8mm, dy=8mm
Configuration/1900 Mid-Tilt- Right t/Zoom Scan: Measurement grid: dx=8mm,dy=8mm, dz=5mm;

Area Scan	sam_direct_droit2_surf8mm.txt
ZoomScan	5x5x7,dx=8mm dy=8mm dz=5mm,Complete
Phantom	Right head
Device Position	Tilt
Band	DECT
Channels	Middle
Signal	Crest factor: 24

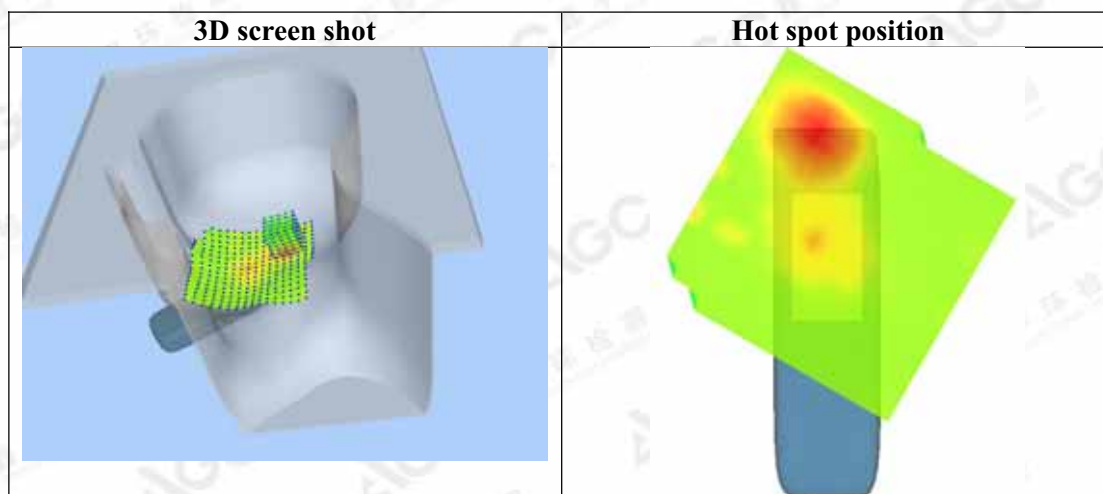
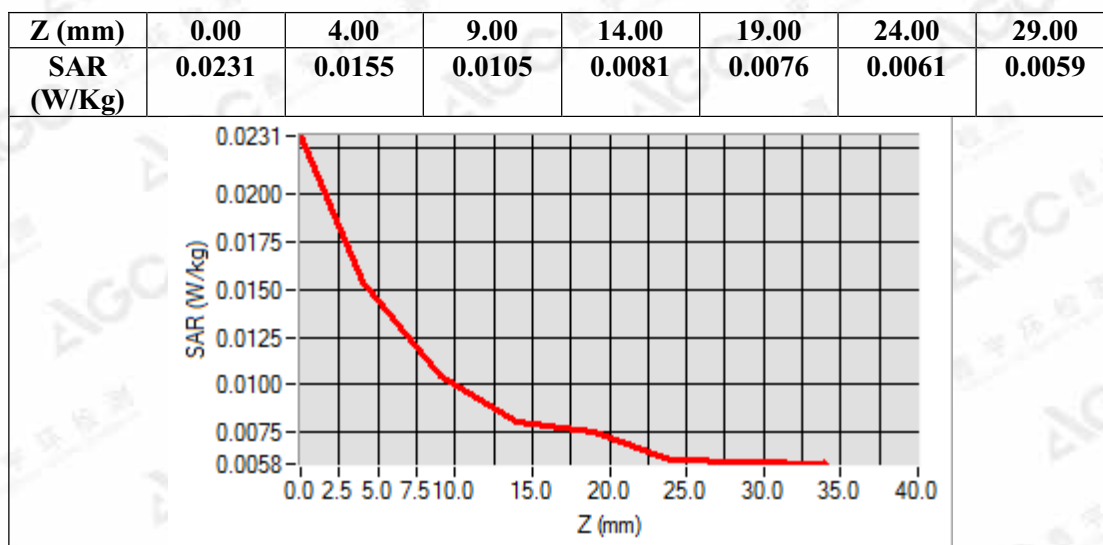


Maximum location: X=5.00, Y=9.00

SAR Peak: 0.02 W/kg

SAR 10g (W/Kg)	0.010182
SAR 1g (W/Kg)	0.015173

The results shown in this test report refer only to the sample(s) tested unless otherwise stated and the sample(s) are retained for 30 days only. The document is issued by AGC, this document cannot be reproduced except in full with our prior written permission. The more details and the authenticity of the report will be confirmed at <http://www.agc-cert.com>.



The results shown in this test report refer only to the sample(s) tested unless otherwise stated and the sample(s) are retained for 30 days only. The document is issued by AGC, this document cannot be reproduced except in full with our prior written permission. The more details and the authenticity of the report will be confirmed at <http://www.agc-cert.com>.

Test Laboratory: AGC Lab

Date: July 11, 2017

DECT 1900 Mid-Face-Up

DUT: DECT 6.0 Cordless Phone with Bluetooth - Handset ; Type: RT803XT

Communication System: DECT; Communication System Band: 1900; Duty Cycle: 1:24; Conv.F=5.74

Frequency: 1924.992 MHz; Medium parameters used: $f = 1900$ MHz; $\sigma = 1.38$ mho/m; $\epsilon_r = 39.97$, $\rho = 1000$ kg/m³ ;

Phantom section: Flat Section

Ambient temperature (°C): 21.8, Liquid temperature (°C): 21.1

SATIMO Configuration:

Probe: SSE5; Calibrated: 12/05/2016 Serial No.: SN 14/16 EP308

Sensor-Surface: 4mm (Mechanical Surface Detection)

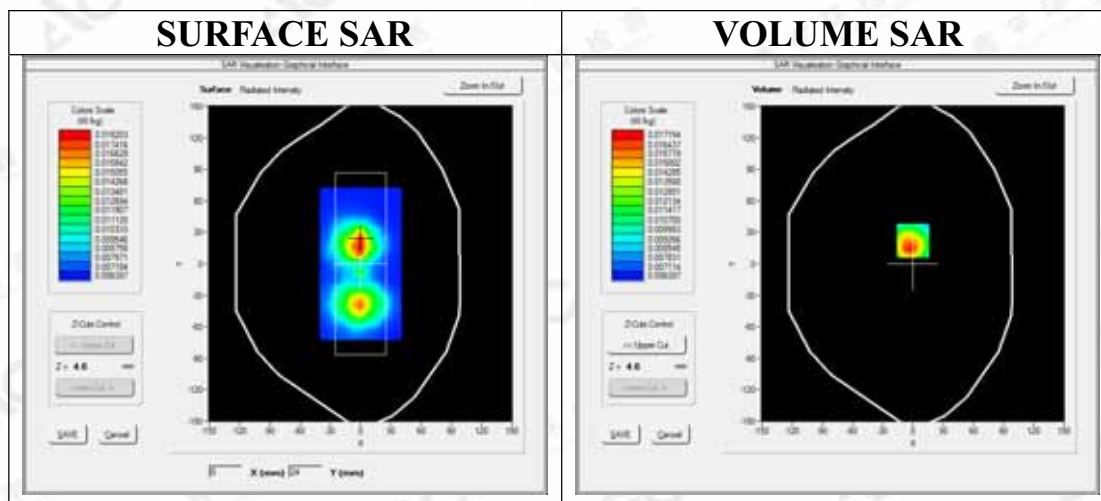
Phantom: SAM twin phantom

Measurement SW: OpenSAR V4_02_32

Configuration/1900 Mid-Face-Up /Area Scan: Measurement grid: dx=8mm, dy=8mm

Configuration/1900 Mid-Face-Up /Zoom Scan: Measurement grid: dx=8mm, dy=8mm, dz=5mm;

Area Scan	sam_direct_droit2_surf8mm.txt
ZoomScan	5x5x7, dx=8mm dy=8mm dz=5mm, Complete
Phantom	Validation plane
Device Position	Face Up
Band	DECT
Channels	Middle
Signal	Crest factor: 24

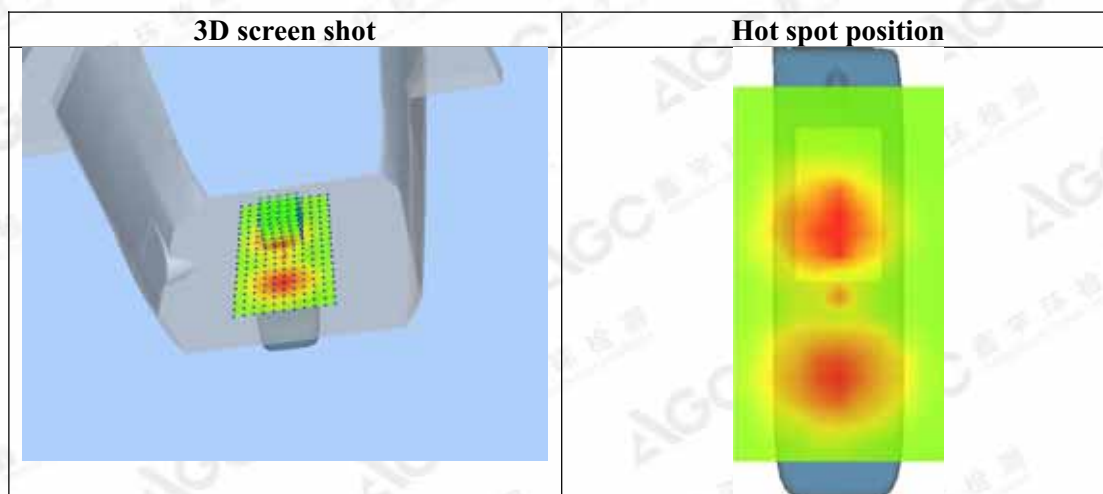
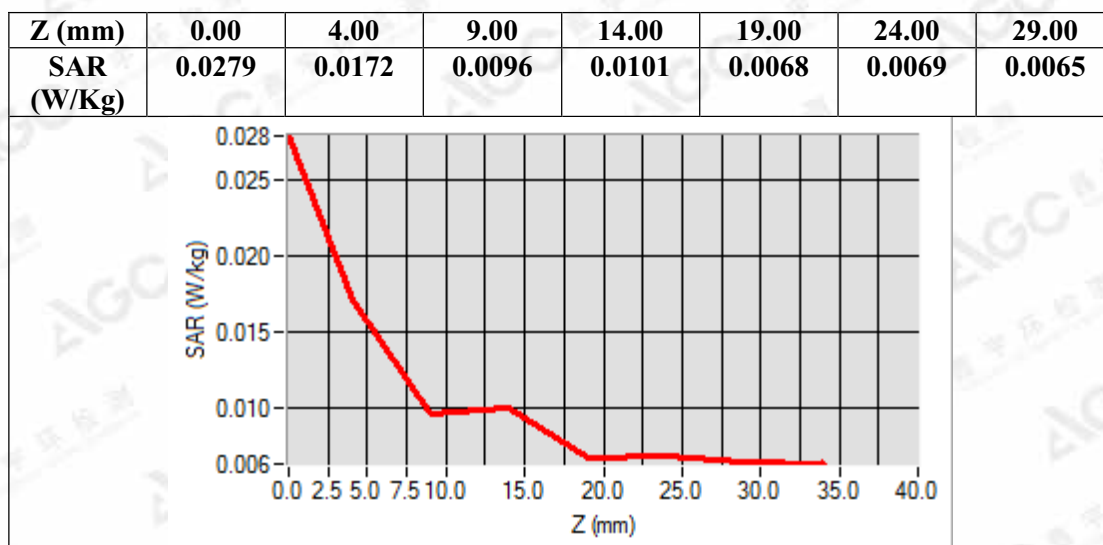


Maximum location: X=0.00, Y=22.00

SAR Peak: 0.03 W/kg

SAR 10g (W/Kg)	0.011334
SAR 1g (W/Kg)	0.016746

The results shown in this test report refer only to the sample(s) tested unless otherwise stated and the sample(s) are retained for 30 days only. The document is issued by AGC, this document cannot be reproduced except in full with our prior written permission. The more details and the authenticity of the report will be confirmed at <http://www.agc-cert.com>.



The results shown in this test report refer only to the sample(s) tested unless otherwise stated and the sample(s) are retained for 30 days only. The document is issued by AGC, this document cannot be reproduced except in full with our prior written permission. The more details and the authenticity of the report will be confirmed at <http://www.agc-cert.com>.

Test Laboratory: AGC Lab
DECT 1900 Mid-Body-Back

Date: July 11,2017

DUT: DECT 6.0 Cordless Phone with Bluetooth - Handset ; Type: RT803XT

Communication System: DECT; Communication System Band: 1900; Duty Cycle: 1:24; Conv.F=5.90
Frequency: 1924.992 MHz; Medium parameters used: $f = 1900$ MHz; $\sigma = 1.51$ mho/m; $\epsilon_r = 53.23$; $\rho = 1000$ kg/m³ ;
Phantom section: Flat Section
Ambient temperature (°C):21.8, Liquid temperature (°C): 21.3

SATIMO Configuration:

Probe: SSE5; Calibrated: 12/05/2016 Serial No.: SN 14/16 EP308

Sensor-Surface: 4mm (Mechanical Surface Detection)

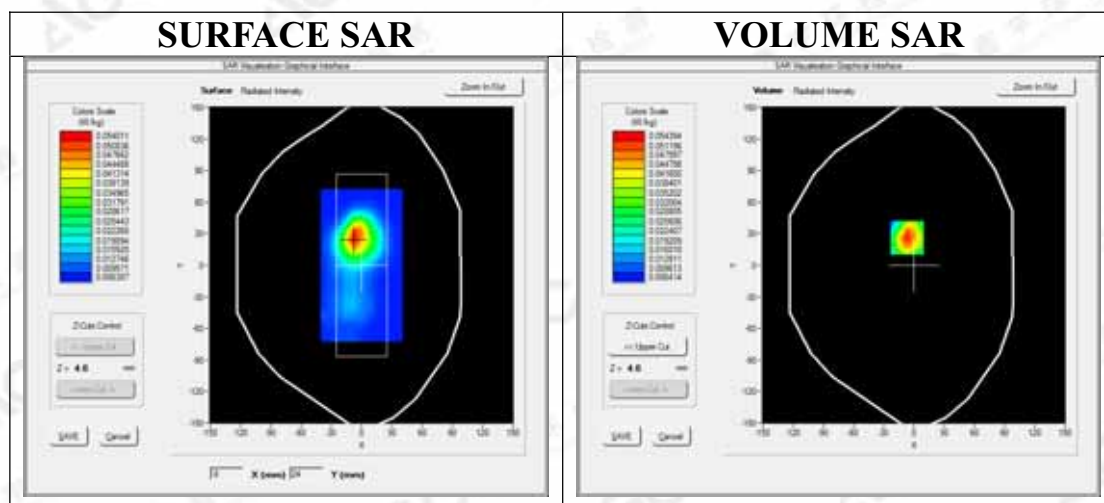
Phantom: SAM twin phantom

Measurement SW: OpenSAR V4_02_32

Configuration1900 Mid-Body- Back/Area Scan: Measurement grid: dx=8mm, dy=8mm

Configuration1900 Mid-Body- Back/Zoom Scan: Measurement grid: dx=8mm,dy=8mm, dz=5mm;

Area Scan	sam_direct_droit2_surf8mm.txt
ZoomScan	5x5x7,dx=8mm dy=8mm dz=5mm,Complete
Phantom	Validation plane
Device Position	Body Back
Band	DECT
Channels	Middle
Signal	Crest factor: 24

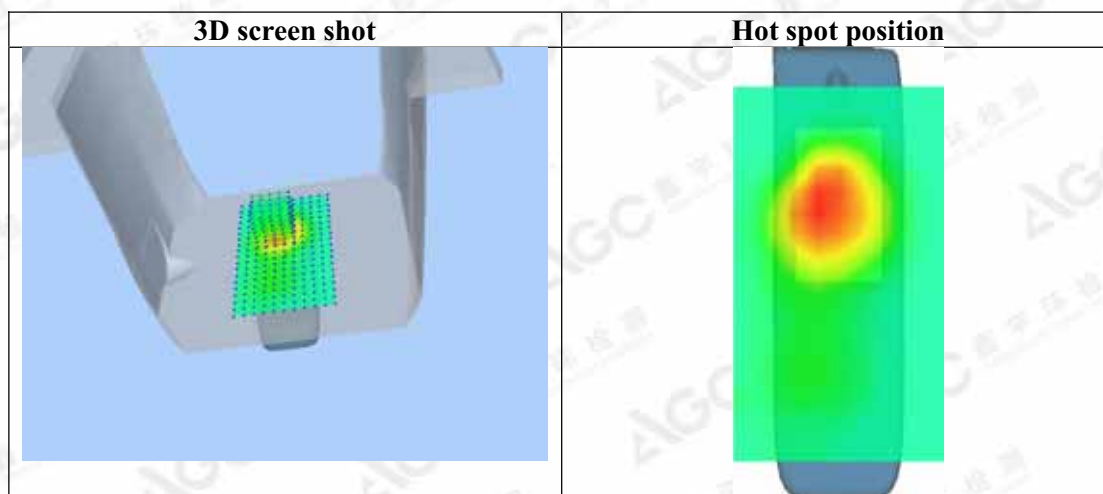
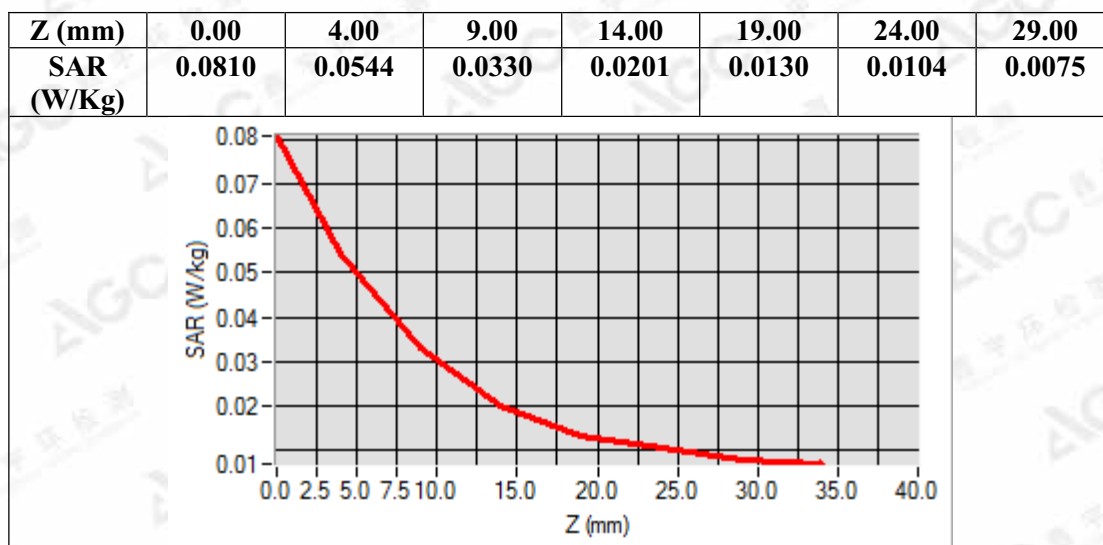


Maximum location: X=-7.00, Y=26.00

SAR Peak: 0.08 W/kg

SAR 10g (W/Kg)	0.029037
SAR 1g (W/Kg)	0.051346

The results shown in this test report refer only to the sample(s) tested unless otherwise stated and the sample(s) are retained for 30 days only. The document is issued by AGC, this document cannot be reproduced except in full with our prior written permission. The more details and the authenticity of the report will be confirmed at <http://www.agc-cert.com>.



The results shown in this test report refer only to the sample(s) tested unless otherwise stated and the sample(s) are retained for 30 days only. The document is issued by AGC, this document cannot be reproduced except in full with our prior written permission. The more details and the authenticity of the report will be confirmed at <http://www.agc-cert.com>.

Test Laboratory: AGC Lab
DECT 1900 Mid-Body-Front

Date: July 11, 2017

DUT: DECT 6.0 Cordless Phone with Bluetooth - Handset ; Type: RT803XT

Communication System: DECT; Communication System Band: 1900; Duty Cycle: 1:24; Conv.F=5.90
Frequency: 1924.992 MHz; Medium parameters used: $f = 1900$ MHz; $\sigma = 1.51$ mho/m; $\epsilon_r = 53.23$; $\rho = 1000$ kg/m³ ;
Phantom section: Flat Section
Ambient temperature (°C): 21.8, Liquid temperature (°C): 21.3

SATIMO Configuration:

Probe: SSE5; Calibrated: 12/05/2016 Serial No.: SN 14/16 EP308

Sensor-Surface: 4mm (Mechanical Surface Detection)

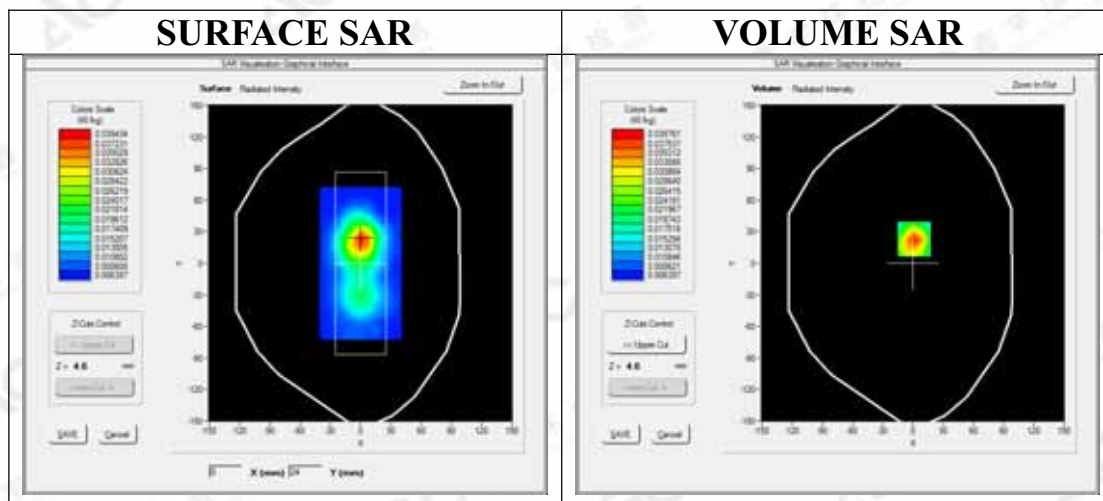
Phantom: SAM twin phantom

Measurement SW: OpenSAR V4_02_32

Configuration 1900 Mid-Body- Front/Area Scan: Measurement grid: dx=8mm, dy=8mm

Configuration 1900 Mid-Body- Front/Zoom Scan: Measurement grid: dx=8mm, dy=8mm, dz=5mm;

Area Scan	sam_direct_droit2_surf8mm.txt
ZoomScan	5x5x7, dx=8mm dy=8mm dz=5mm, Complete
Phantom	Validation plane
Device Position	Body Front
Band	DECT
Channels	Middle
Signal	Crest factor: 24

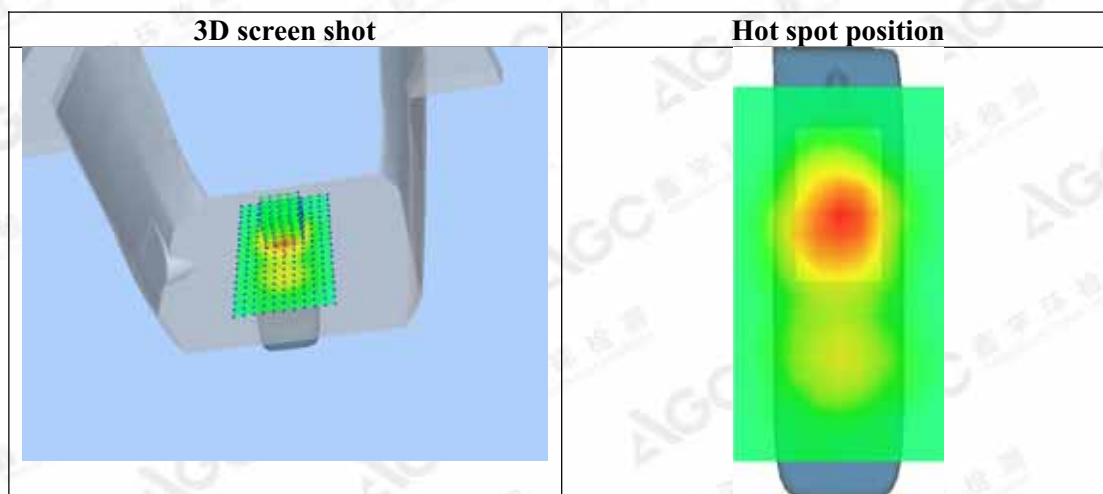
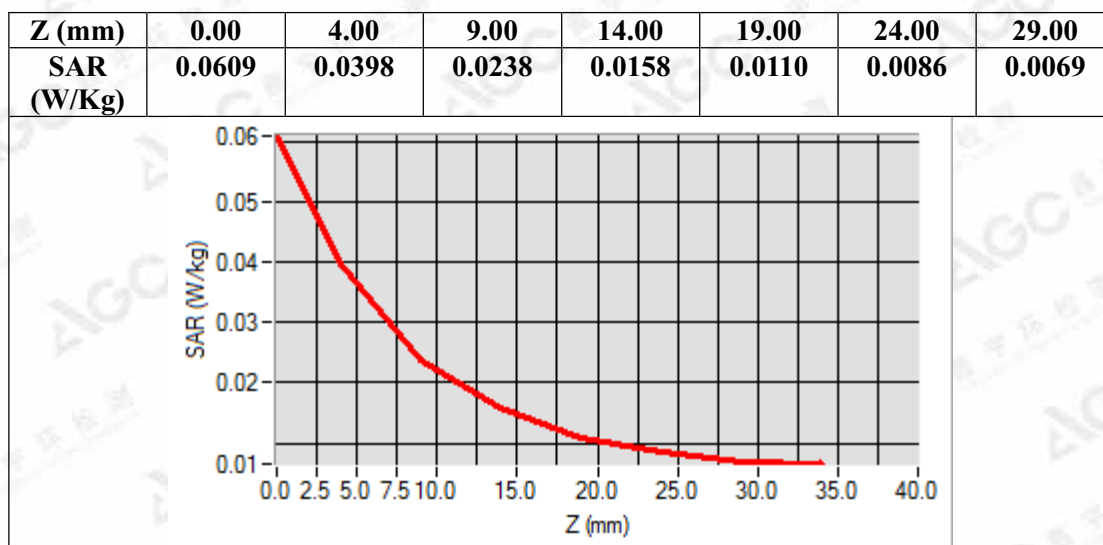


Maximum location: X=1.00, Y=23.00

SAR Peak: 0.06 W/kg

SAR 10g (W/Kg)	0.021924
SAR 1g (W/Kg)	0.037521

The results shown in this test report refer only to the sample(s) tested unless otherwise stated and the sample(s) are retained for 30 days only. The document is issued by AGC, this document cannot be reproduced except in full with our prior written permission. The more details and the authenticity of the report will be confirmed at <http://www.agc-cert.com>.



The results shown in this test report refer only to the sample(s) tested unless otherwise stated and the sample(s) are retained for 30 days only. The document is issued by AGC, this document cannot be reproduced except in full with our prior written permission. The more details and the authenticity of the report will be confirmed at <http://www.agc-cert.com>.

Battery - Corun 400mAh

Test Laboratory: AGC Lab

DECT 1900 Mid-Touch- Left

DUT: DECT 6.0 Cordless Phone with Bluetooth - Handset ; Type: RT803XT

Date: July 12,2017

Communication System: DECT; Communication System Band: 1900; Duty Cycle: 1:24; Conv.F=5.74
Frequency: 1924.992 MHz; Medium parameters used: $f = 1900$ MHz; $\sigma = 1.39$ mho/m; $\epsilon_r = 40.41$, $\rho = 1000$ kg/m³ ;
Phantom section: Left Section
Ambient temperature (°C):22.5, Liquid temperature (°C):21.5

SATIMO Configuration:

Probe: SSE5; Calibrated: 12/05/2016 Serial No.: SN 14/16 EP308

Sensor-Surface: 4mm (Mechanical Surface Detection)

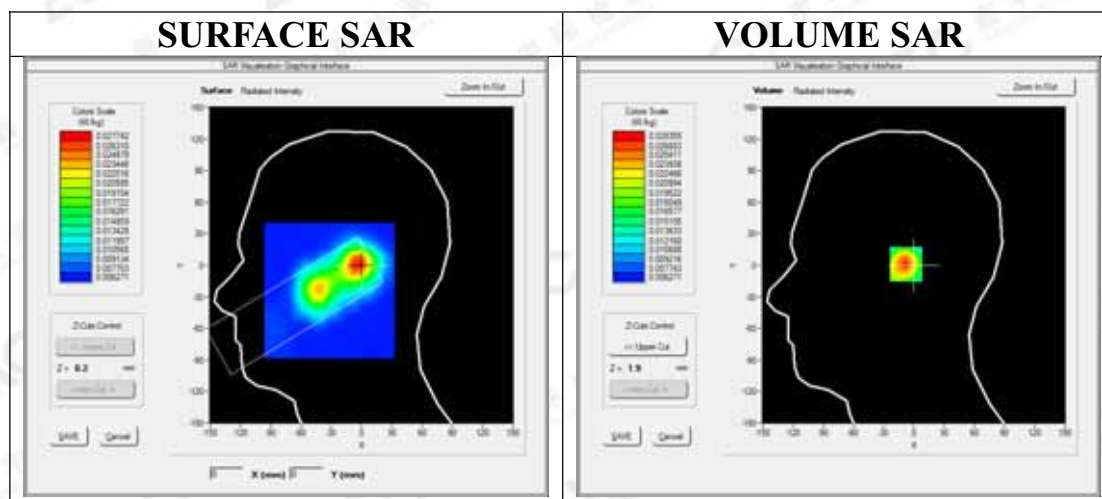
Phantom: SAM twin phantom

Measurement SW: OpenSAR V4_02_32

Configuration/1900 Mid-Touch- Left /Area Scan: Measurement grid: dx=8mm, dy=8mm

Configuration/1900 Mid-Touch- Left t/Zoom Scan: Measurement grid: dx=8mm,dy=8mm, dz=5mm;

Area Scan	sam_direct_droit2_surf8mm.txt
ZoomScan	5x5x7,dx=8mm dy=8mm dz=5mm,Complete
Phantom	Left head
Device Position	Cheek
Band	DECT
Channels	Middle
Signal	Crest factor: 24

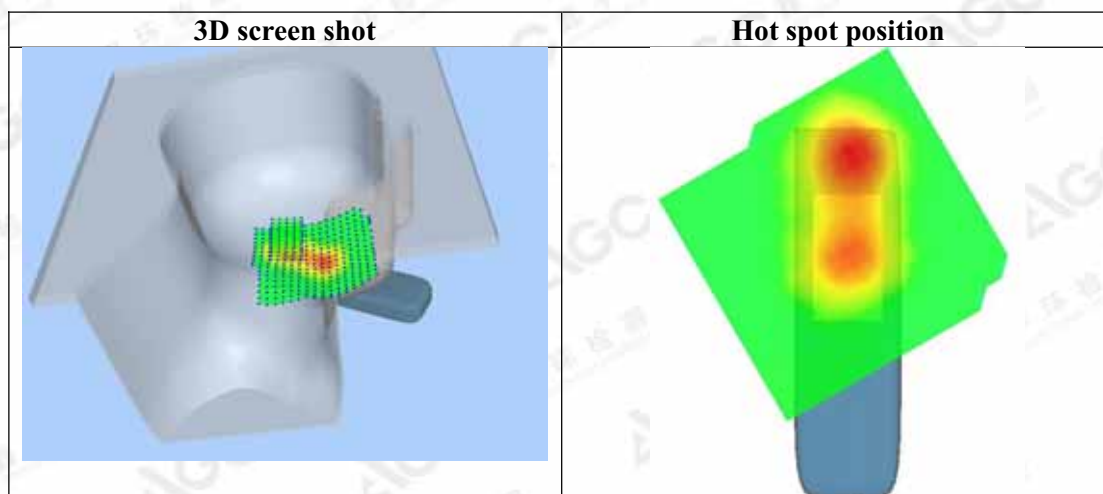
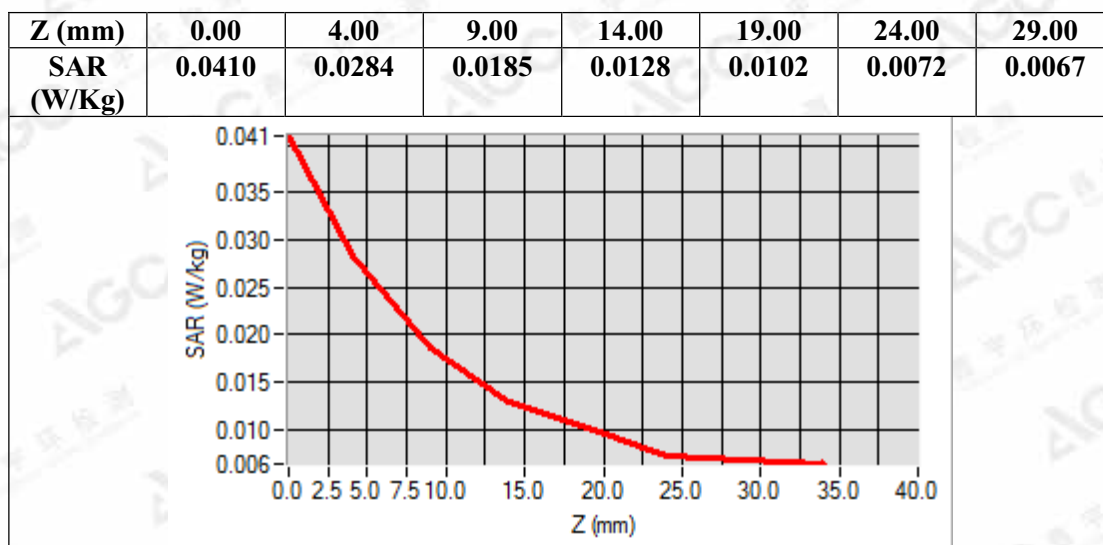


Maximum location: X=-2.00, Y=1.00

SAR Peak: 0.04 W/kg

SAR 10g (W/Kg)	0.016883
SAR 1g (W/Kg)	0.027106

The results shown in this test report refer only to the sample(s) tested unless otherwise stated and the sample(s) are retained for 30 days only. The document is issued by AGC, this document cannot be reproduced except in full with our prior written permission. The more details and the authenticity of the report will be confirmed at <http://www.agc-cert.com>.



The results shown in this test report refer only to the sample(s) tested unless otherwise stated and the sample(s) are retained for 30 days only. The document is issued by AGC, this document cannot be reproduced except in full with our prior written permission. The more details and the authenticity of the report will be confirmed at <http://www.agc-cert.com>.

Test Laboratory: AGC Lab
DECT 1900 Mid- Tilt - Left
DUT: DECT 6.0 Cordless Phone with Bluetooth - Handset ; Type: RT803XT

Date: July 12,2017

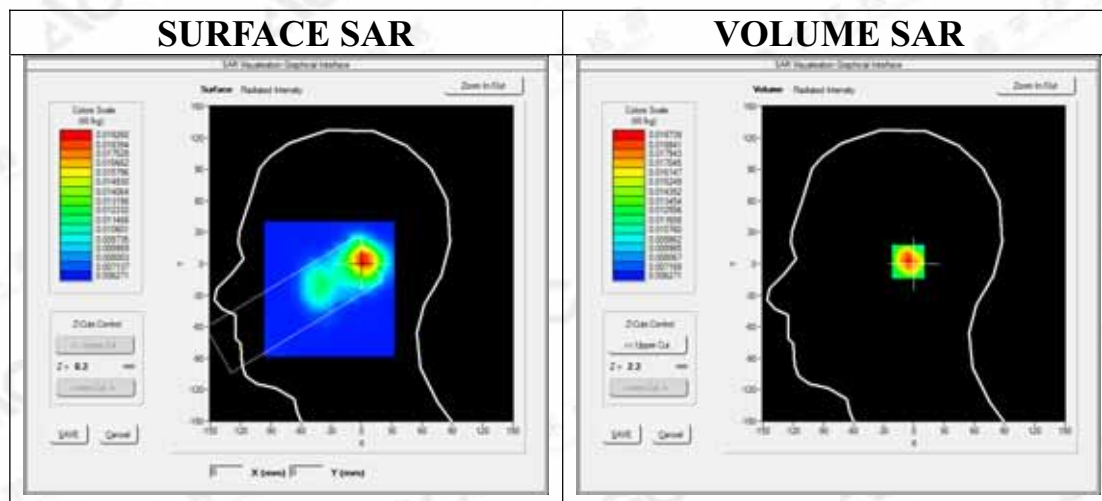
Communication System: DECT; Communication System Band: 1900; Duty Cycle: 1:24; Conv.F=5.74
Frequency: 1924.992 MHz; Medium parameters used: $f = 1900$ MHz; $\sigma = 1.39$ mho/m; $\epsilon_r = 40.41$, $\rho = 1000$ kg/m³ ;
Phantom section: Left Section
Ambient temperature (°C):22.5, Liquid temperature (°C):21.5

SATIMO Configuration:

Probe: SSE5; Calibrated: 12/05/2016 Serial No.: SN 14/16 EP308
Sensor-Surface: 4mm (Mechanical Surface Detection)
Phantom: SAM twin phantom
Measurement SW: OpenSAR V4_02_32

Configuration/1900 Mid- Tilt - Left /Area Scan: Measurement grid: dx=8mm, dy=8mm
Configuration/1900 Mid- Tilt - Left t/Zoom Scan: Measurement grid: dx=8mm,dy=8mm, dz=5mm;

Area Scan	sam_direct_droit2_surf8mm.txt
ZoomScan	5x5x7,dx=8mm dy=8mm dz=5mm,Complete
Phantom	Left head
Device Position	Tilt
Band	DECT
Channels	Middle
Signal	Crest factor: 24

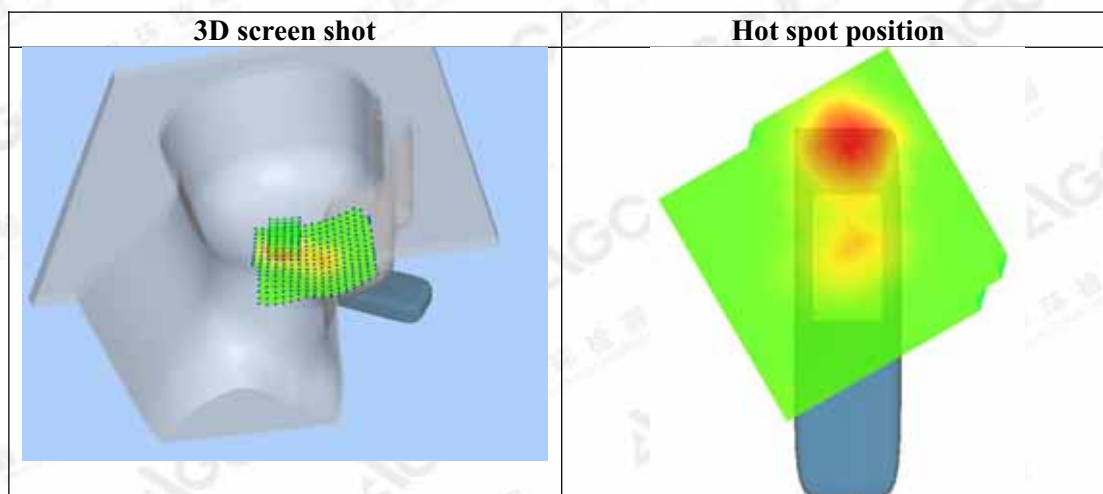
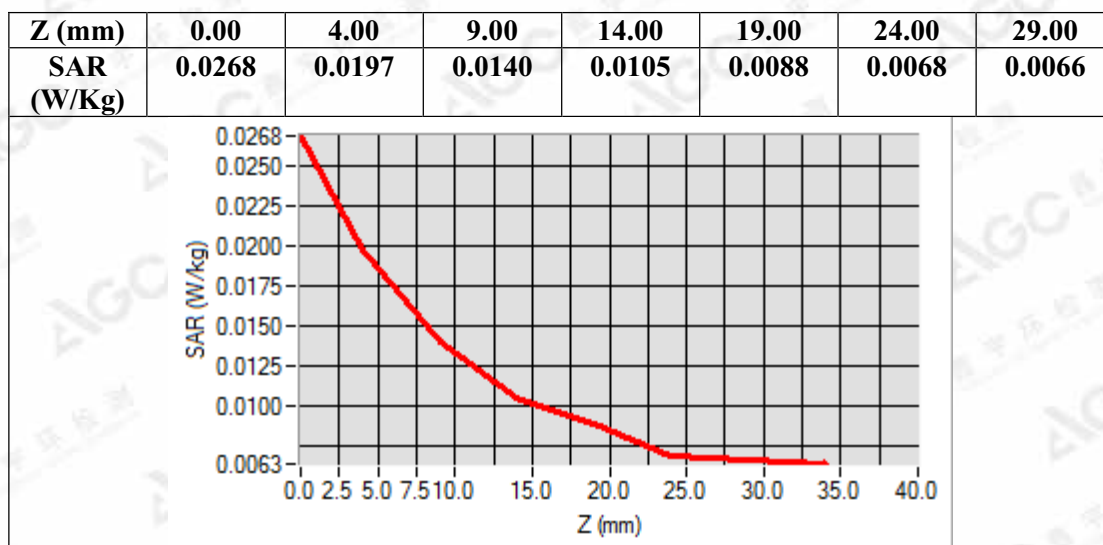


Maximum location: X=1.00, Y=2.00

SAR Peak: 0.03 W/kg

SAR 10g (W/Kg)	0.012593
SAR 1g (W/Kg)	0.018945

The results shown in this test report refer only to the sample(s) tested unless otherwise stated and the sample(s) are retained for 30 days only. The document is issued by AGC, this document cannot be reproduced except in full with our prior written permission. The more details and the authenticity of the report will be confirmed at <http://www.agc-cert.com>.



The results shown in this test report refer only to the sample(s) tested unless otherwise stated and the sample(s) are retained for 30 days only. The document is issued by AGC, this document cannot be reproduced except in full with our prior written permission. The more details and the authenticity of the report will be confirmed at <http://www.agc-cert.com>.

Test Laboratory: AGC Lab
DECT 1900 Mid-Touch- Right
DUT: DECT 6.0 Cordless Phone with Bluetooth - Handset ; Type: RT803XT

Date: July 12,2017

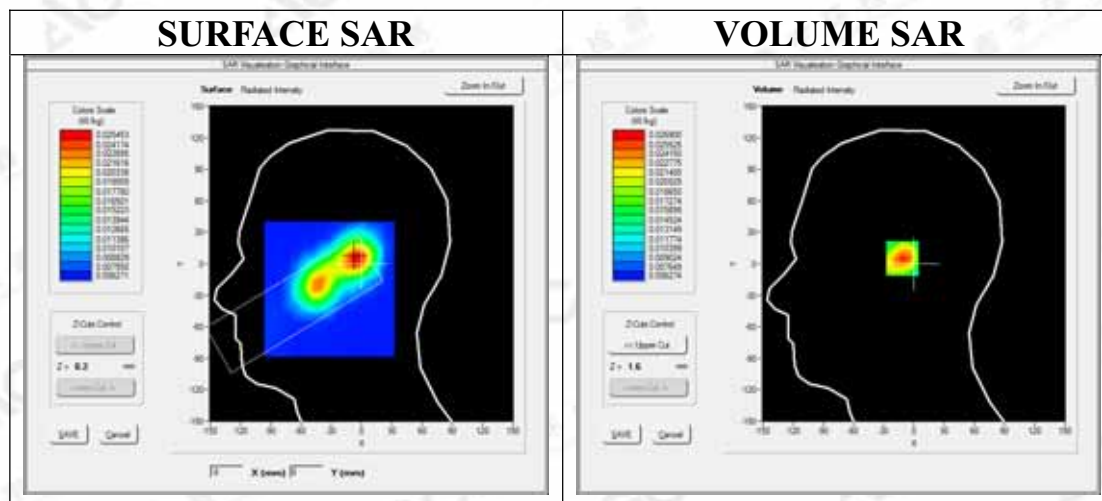
Communication System: DECT; Communication System Band: 1900; Duty Cycle: 1:24; Conv.F=5.74
Frequency: 1924.992 MHz; Medium parameters used: $f = 1900$ MHz; $\sigma = 1.39$ mho/m; $\epsilon_r = 40.41$, $\rho = 1000$ kg/m³ ;
Phantom section: Right Section
Ambient temperature (°C):22.5, Liquid temperature (°C):21.5

SATIMO Configuration:

Probe: SSE5; Calibrated: 12/05/2016 Serial No.: SN 14/16 EP308
Sensor-Surface: 4mm (Mechanical Surface Detection)
Phantom: SAM twin phantom
Measurement SW: OpenSAR V4_02_32

Configuration/1900 Mid-Touch- Right /Area Scan: Measurement grid: dx=8mm, dy=8mm
Configuration/1900 Mid-Touch- Right t/Zoom Scan: Measurement grid: dx=8mm,dy=8mm, dz=5mm;

Area Scan	sam_direct_droit2_surf8mm.txt
ZoomScan	5x5x7,dx=8mm dy=8mm dz=5mm,Complete
Phantom	Right head
Device Position	Cheek
Band	DECT
Channels	Middle
Signal	Crest factor: 24

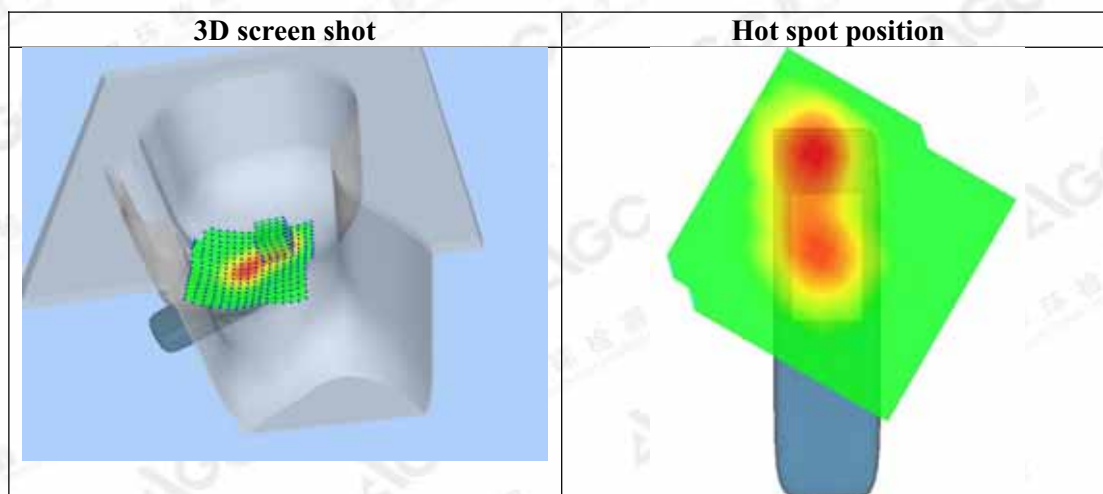
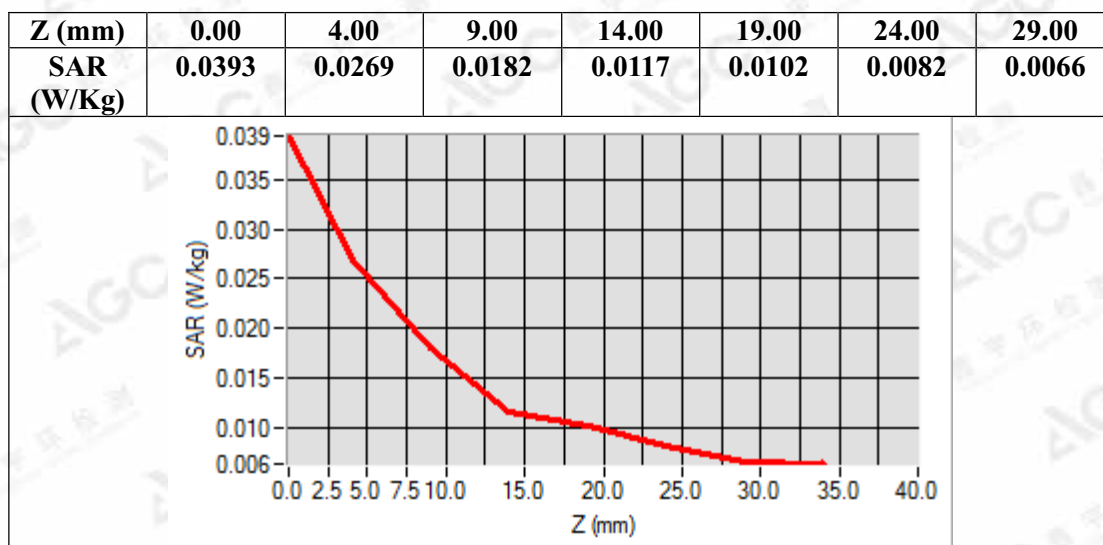


Maximum location: X=-6.00, Y=5.00

SAR Peak: 0.04 W/kg

SAR 10g (W/Kg)	0.016314
SAR 1g (W/Kg)	0.025715

The results shown in this test report refer only to the sample(s) tested unless otherwise stated and the sample(s) are retained for 30 days only. The document is issued by AGC, this document cannot be reproduced except in full with our prior written permission. The more details and the authenticity of the report will be confirmed at <http://www.agc-cert.com>.



The results shown in this test report refer only to the sample(s) tested unless otherwise stated and the sample(s) are retained for 30 days only. The document is issued by AGC, this document cannot be reproduced except in full with our prior written permission. The more details and the authenticity of the report will be confirmed at <http://www.agc-cert.com>.

Test Laboratory: AGC Lab
DECT 1900 Mid- Tilt - Right

Date: July 12,2017

DUT: DECT 6.0 Cordless Phone with Bluetooth - Handset ; Type: RT803XT

Communication System: DECT; Communication System Band: 1900; Duty Cycle: 1:24; Conv.F=5.74
Frequency: 1924.992 MHz; Medium parameters used: $f = 1900$ MHz; $\sigma = 1.39$ mho/m; $\epsilon_r = 40.41$, $\rho = 1000$ kg/m³ ;
Phantom section: Right Section
Ambient temperature (°C):22.5, Liquid temperature (°C):21.5

SATIMO Configuration:

Probe: SSE5; Calibrated: 12/05/2016 Serial No.: SN 14/16 EP308

Sensor-Surface: 4mm (Mechanical Surface Detection)

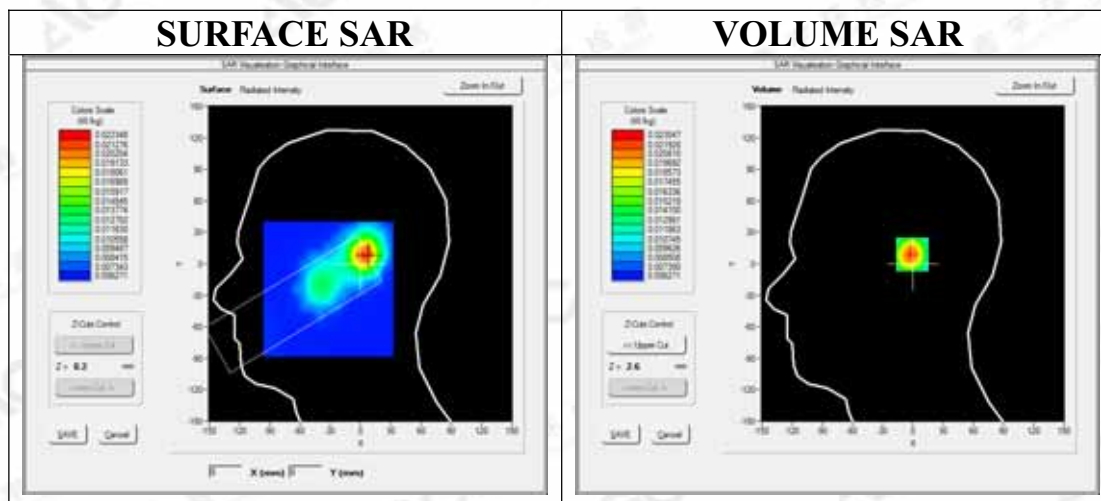
Phantom: SAM twin phantom

Measurement SW: OpenSAR V4_02_32

Configuration/1900 Mid- Tilt - Right /Area Scan: Measurement grid: dx=8mm, dy=8mm

Configuration/1900 Mid- Tilt - Right t/Zoom Scan: Measurement grid: dx=8mm,dy=8mm, dz=5mm;

Area Scan	sam_direct_droit2_surf8mm.txt
ZoomScan	5x5x7,dx=8mm dy=8mm dz=5mm,Complete
Phantom	Right head
Device Position	Tilt
Band	DECT
Channels	Middle
Signal	Crest factor: 24

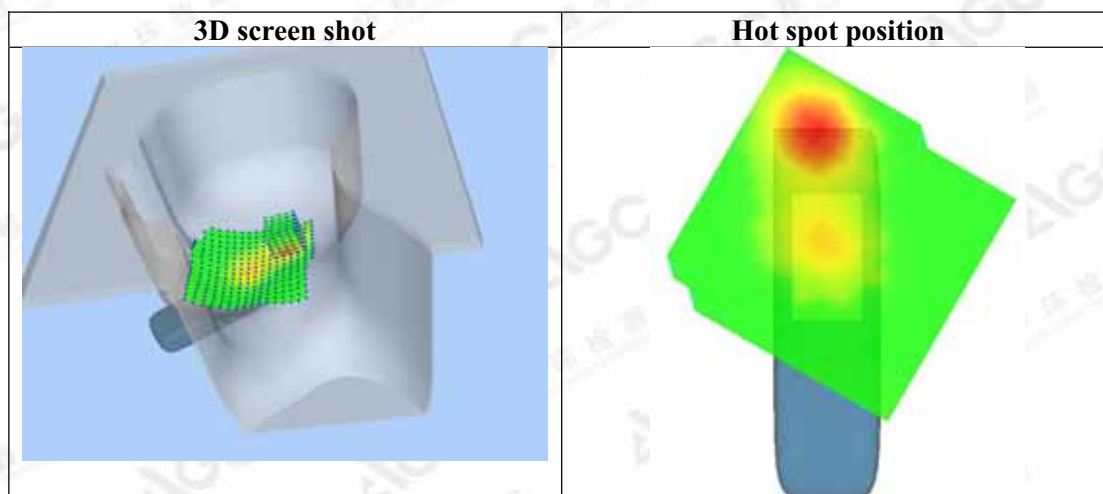
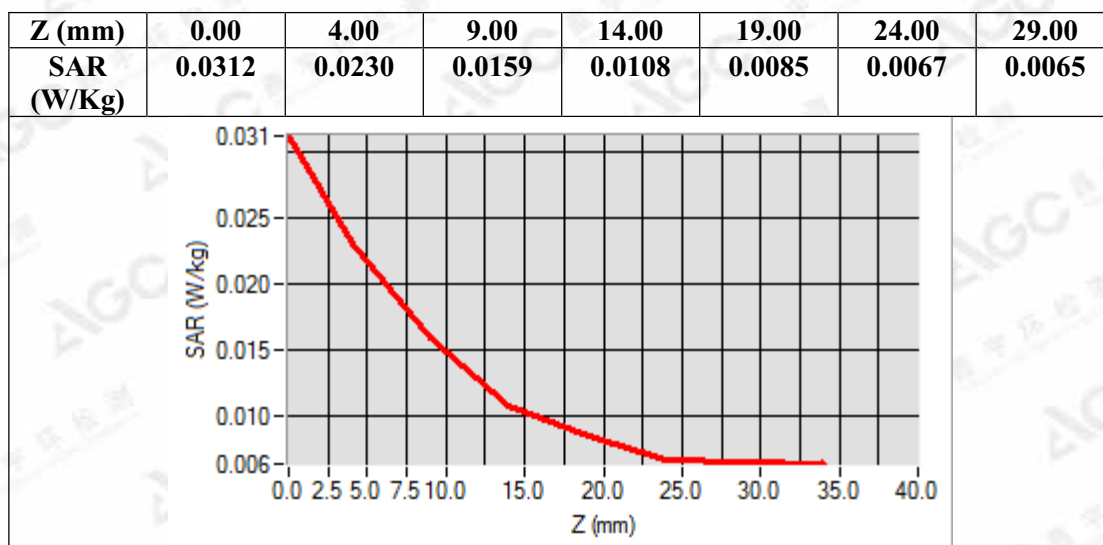


Maximum location: X=6.00, Y=9.00

SAR Peak: 0.03 W/kg

SAR 10g (W/Kg)	0.013934
SAR 1g (W/Kg)	0.021774

The results shown in this test report refer only to the sample(s) tested unless otherwise stated and the sample(s) are retained for 30 days only. The document is issued by AGC, this document cannot be reproduced except in full with our prior written permission. The more details and the authenticity of the report will be confirmed at <http://www.agc-cert.com>.



The results shown in this test report refer only to the sample(s) tested unless otherwise stated and the sample(s) are retained for 30 days only. The document is issued by AGC, this document cannot be reproduced except in full with our prior written permission. The more details and the authenticity of the report will be confirmed at <http://www.agc-cert.com>.

Test Laboratory: AGC Lab

Date: July 12, 2017

DECT 1900 Mid-Face-Up

DUT: DECT 6.0 Cordless Phone with Bluetooth - Handset ; Type: RT803XT

Communication System: DECT; Communication System Band: 1900; Duty Cycle: 1:24; Conv.F=5.74

Frequency: 1924.992 MHz; Medium parameters used: $f = 1900$ MHz; $\sigma = 1.39$ mho/m; $\epsilon_r = 40.41$, $\rho = 1000$ kg/m³ ;

Phantom section: Flat Section

Ambient temperature (°C):22.5, Liquid temperature (°C):21.5

SATIMO Configuration:

Probe: SSE5; Calibrated: 12/05/2016 Serial No.: SN 14/16 EP308

Sensor-Surface: 4mm (Mechanical Surface Detection)

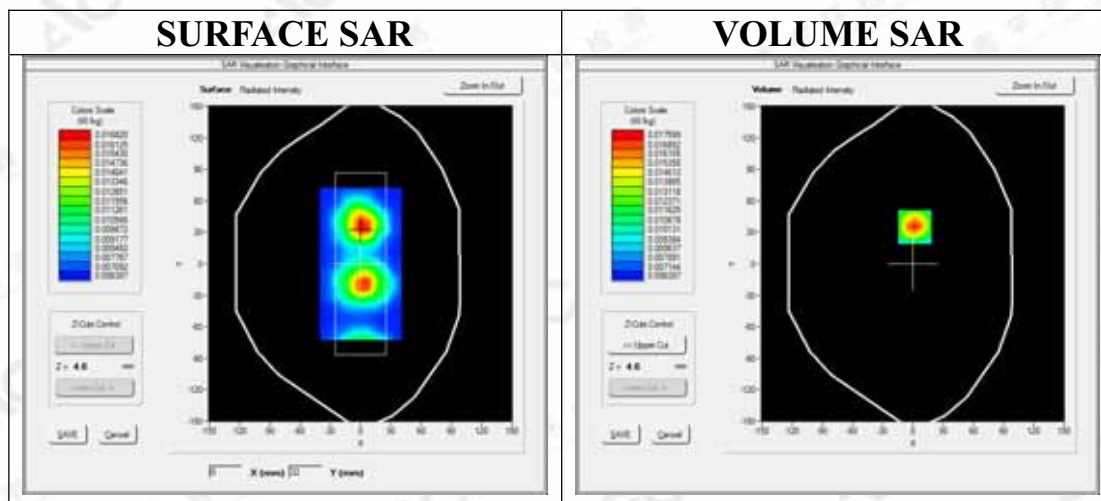
Phantom: SAM twin phantom

Measurement SW: OpenSAR V4_02_32

Configuration/1900 Mid-Face-Up /Area Scan: Measurement grid: dx=8mm, dy=8mm

Configuration/1900 Mid-Face-Up /Zoom Scan: Measurement grid: dx=8mm, dy=8mm, dz=5mm;

Area Scan	sam_direct_droit2_surf8mm.txt
ZoomScan	5x5x7,dx=8mm dy=8mm dz=5mm,Complete
Phantom	Validation plane
Device Position	Face Up
Band	DECT
Channels	Middle
Signal	Crest factor: 24

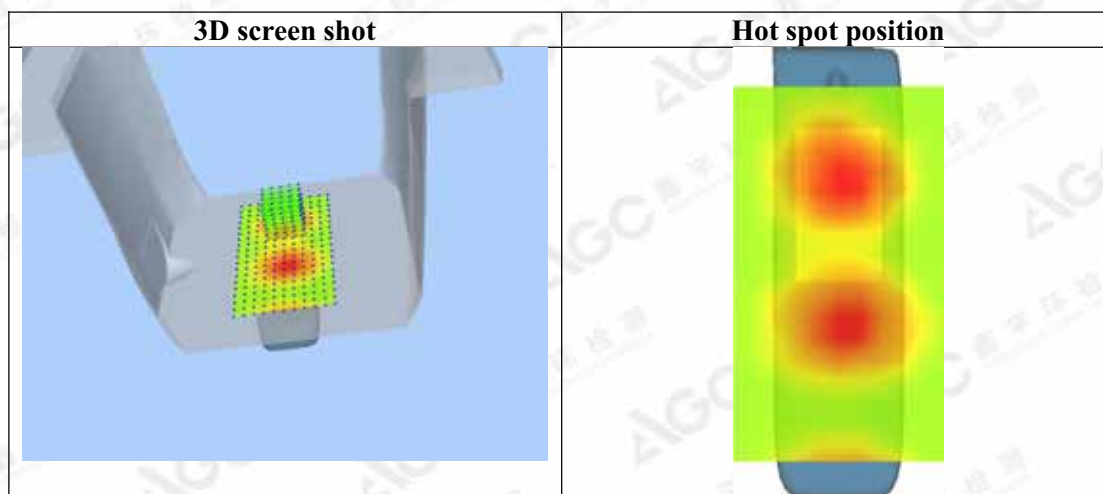
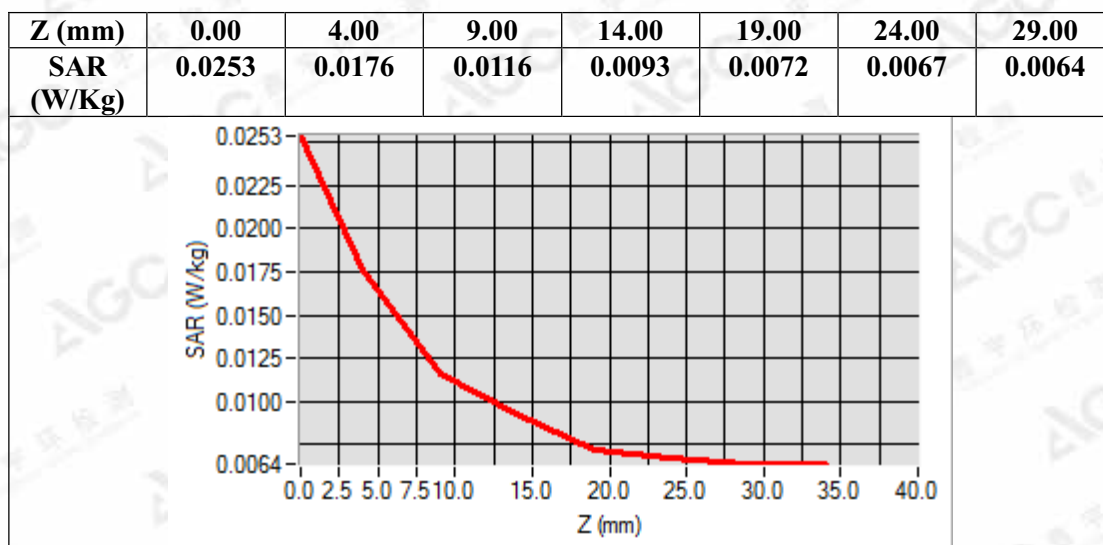


Maximum location: X=2.00, Y=35.00

SAR Peak: 0.03 W/kg

SAR 10g (W/Kg)	0.011314
SAR 1g (W/Kg)	0.016920

The results shown in this test report refer only to the sample(s) tested unless otherwise stated and the sample(s) are retained for 30 days only. The document is issued by AGC, this document cannot be reproduced except in full with our prior written permission. The more details and the authenticity of the report will be confirmed at <http://www.agc-cert.com>.



The results shown in this test report refer only to the sample(s) tested unless otherwise stated and the sample(s) are retained for 30 days only. The document is issued by AGC, this document cannot be reproduced except in full with our prior written permission. The more details and the authenticity of the report will be confirmed at <http://www.agc-cert.com>.

Test Laboratory: AGC Lab
DECT 1900 Mid-Body-Back
DUT: DECT 6.0 Cordless Phone with Bluetooth - Handset ; Type: RT803XT

Date: July 12,2017

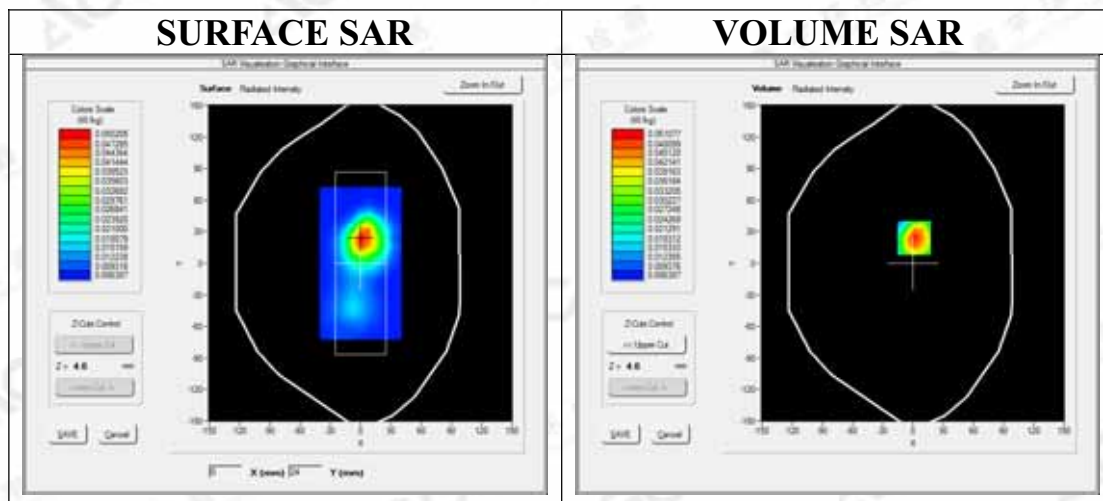
Communication System: DECT; Communication System Band: 1900; Duty Cycle: 1:24; Conv.F=5.90
Frequency: 1924.992 MHz; Medium parameters used: $f = 1900$ MHz; $\sigma = 1.50$ mho/m; $\epsilon_r = 53.89$; $\rho = 1000$ kg/m³ ;
Phantom section: Flat Section
Ambient temperature (°C):22.5, Liquid temperature (°C):21.7

SATIMO Configuration:

Probe: SSE5; Calibrated: 12/05/2016 Serial No.: SN 14/16 EP308
Sensor-Surface: 4mm (Mechanical Surface Detection)
Phantom: SAM twin phantom
Measurement SW: OpenSAR V4_02_32

Configuration1900 Mid-Body- Back/Area Scan: Measurement grid: dx=8mm, dy=8mm
Configuration1900 Mid-Body- Back/Zoom Scan: Measurement grid: dx=8mm,dy=8mm, dz=5mm;

Area Scan	sam_direct_droit2_surf8mm.txt
ZoomScan	5x5x7,dx=8mm dy=8mm dz=5mm,Complete
Phantom	Validation plane
Device Position	Body Back
Band	DECT
Channels	Middle
Signal	Crest factor: 24

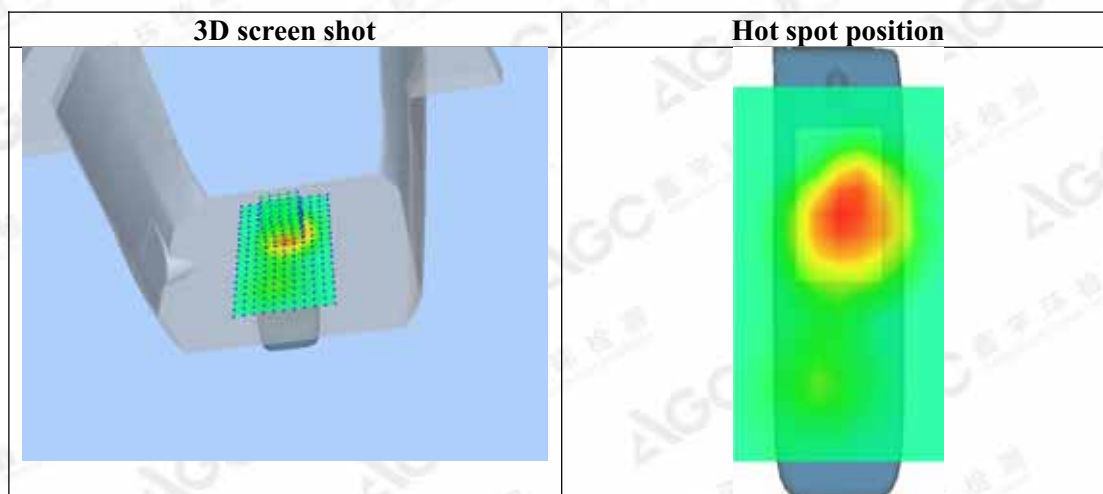
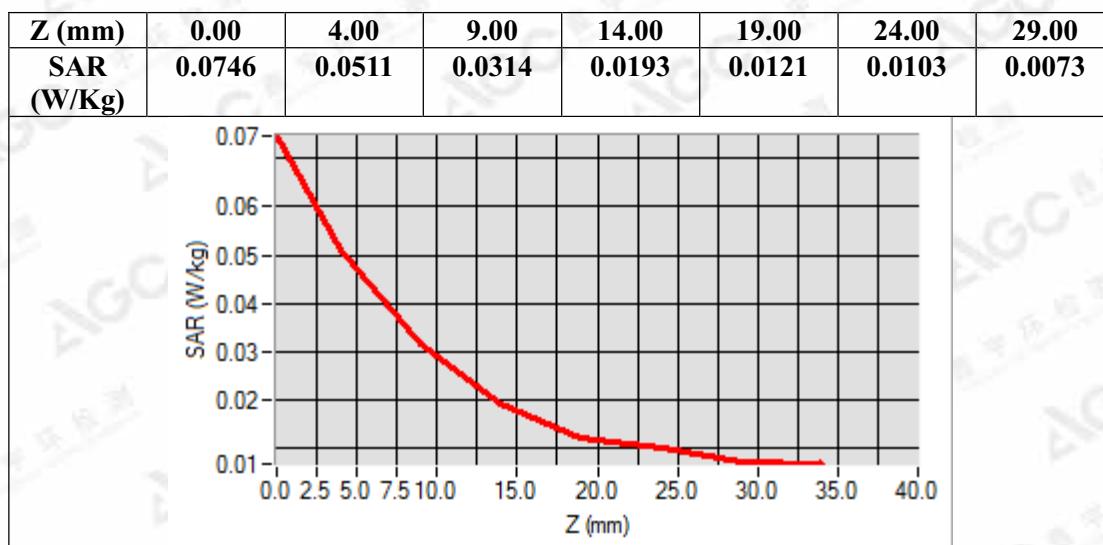


Maximum location: X=1.00, Y=24.00

SAR Peak: 0.08 W/kg

SAR 10g (W/Kg)	0.027753
SAR 1g (W/Kg)	0.048475

The results shown in this test report refer only to the sample(s) tested unless otherwise stated and the sample(s) are retained for 30 days only. The document is issued by AGC, this document cannot be reproduced except in full with our prior written permission. The more details and the authenticity of the report will be confirmed at <http://www.agc-cert.com>.



The results shown in this test report refer only to the sample(s) tested unless otherwise stated and the sample(s) are retained for 30 days only. The document is issued by AGC, this document cannot be reproduced except in full with our prior written permission. The more details and the authenticity of the report will be confirmed at <http://www.agc-cert.com>.

Test Laboratory: AGC Lab
DECT 1900 Mid-Body-Front

Date: July 12,2017

DUT: DECT 6.0 Cordless Phone with Bluetooth - Handset ; Type: RT803XT

Communication System: DECT; Communication System Band: 1900; Duty Cycle: 1:24; Conv.F=5.90
Frequency: 1924.992 MHz; Medium parameters used: $f = 1900$ MHz; $\sigma = 1.50$ mho/m; $\epsilon_r = 53.89$; $\rho = 1000$ kg/m³ ;
Phantom section: Flat Section
Ambient temperature (°C):22.5, Liquid temperature (°C):21.7

SATIMO Configuration:

Probe: SSE5; Calibrated: 12/05/2016 Serial No.: SN 14/16 EP308

Sensor-Surface: 4mm (Mechanical Surface Detection)

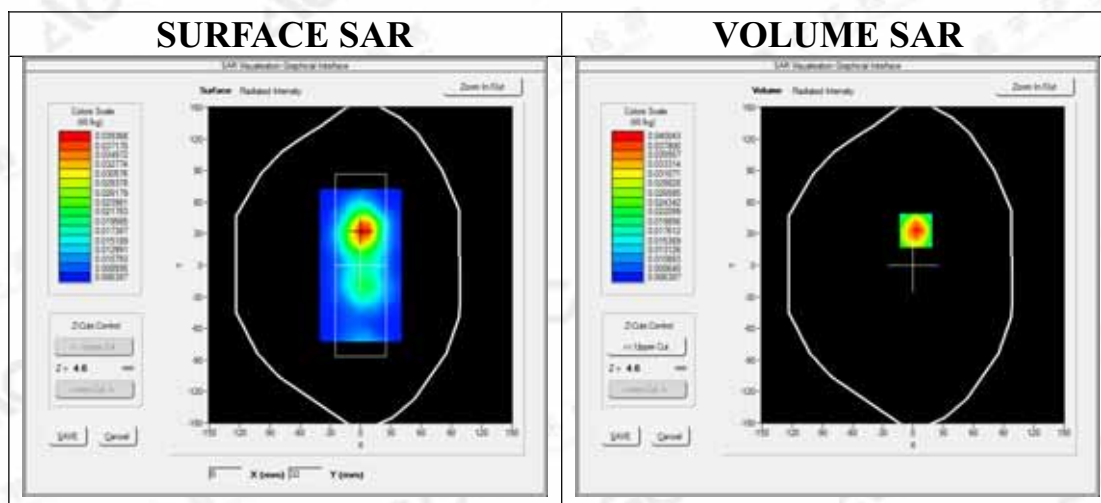
Phantom: SAM twin phantom

Measurement SW: OpenSAR V4_02_32

Configuration1900 Mid-Body- Front/Area Scan: Measurement grid: dx=8mm, dy=8mm

Configuration1900 Mid-Body- Front/Zoom Scan: Measurement grid: dx=8mm,dy=8mm, dz=5mm;

Area Scan	sam_direct_droit2_surf8mm.txt
ZoomScan	5x5x7,dx=8mm dy=8mm dz=5mm,Complete
Phantom	Validation plane
Device Position	Body Front
Band	DECT
Channels	Middle
Signal	Crest factor: 24

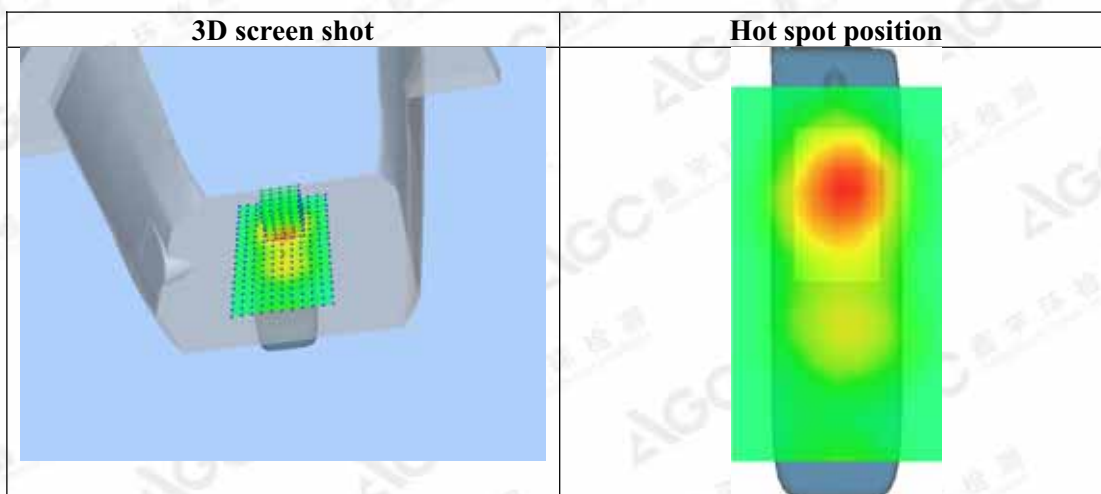
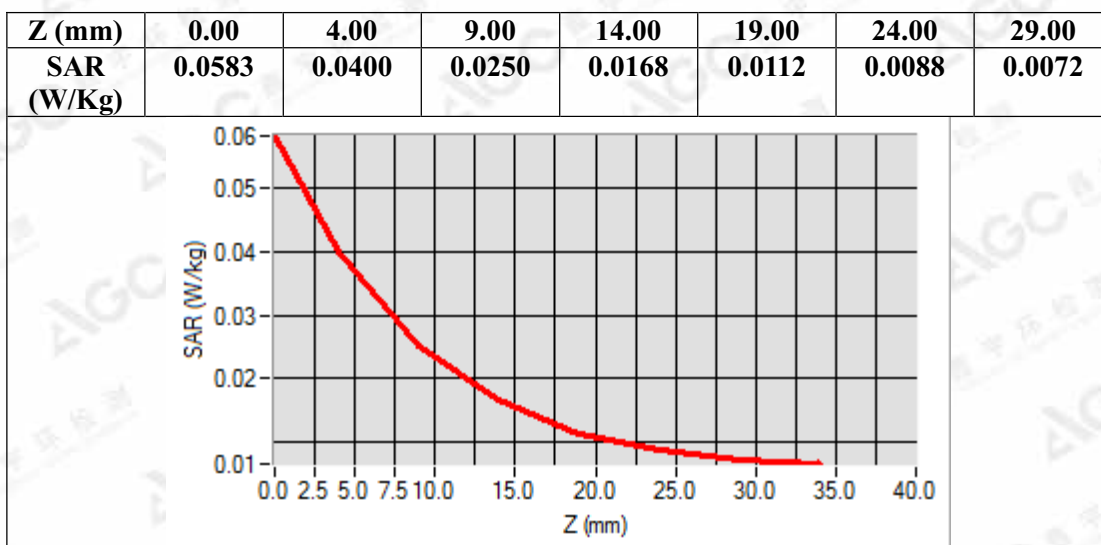


Maximum location: X=3.00, Y=33.00

SAR Peak: 0.06 W/kg

SAR 10g (W/Kg)	0.022489
SAR 1g (W/Kg)	0.038041

The results shown in this test report refer only to the sample(s) tested unless otherwise stated and the sample(s) are retained for 30 days only. The document is issued by AGC, this document cannot be reproduced except in full with our prior written permission. The more details and the authenticity of the report will be confirmed at <http://www.agc-cert.com>.



The results shown in this test report refer only to the sample(s) tested unless otherwise stated and the sample(s) are retained for 30 days only. The document is issued by AGC, this document cannot be reproduced except in full with our prior written permission. The more details and the authenticity of the report will be confirmed at <http://www.agc-cert.com>.

Battery - Corun 300mAh

Test Laboratory: AGC Lab

DECT 1900 Mid-Touch- Left

DUT: DECT 6.0 Cordless Phone with Bluetooth - Handset ; Type: RT803XT

Date: July 12,2017

Communication System: DECT; Communication System Band: 1900; Duty Cycle: 1:24; Conv.F=5.74
Frequency: 1924.992 MHz; Medium parameters used: $f = 1900$ MHz; $\sigma = 1.39$ mho/m; $\epsilon_r = 40.41$, $\rho = 1000$ kg/m³ ;
Phantom section: Left Section
Ambient temperature (°C):22.5, Liquid temperature (°C):21.5

SATIMO Configuration:

Probe: SSE5; Calibrated: 12/05/2016 Serial No.: SN 14/16 EP308

Sensor-Surface: 4mm (Mechanical Surface Detection)

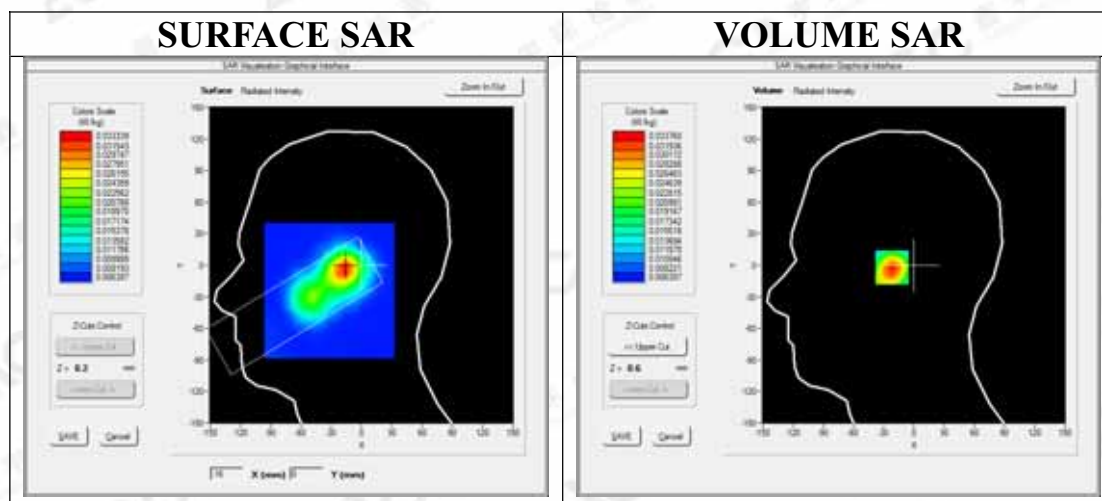
Phantom: SAM twin phantom

Measurement SW: OpenSAR V4_02_32

Configuration/1900 Mid-Touch- Left /Area Scan: Measurement grid: dx=8mm, dy=8mm

Configuration/1900 Mid-Touch- Left t/Zoom Scan: Measurement grid: dx=8mm,dy=8mm, dz=5mm;

Area Scan	sam_direct_droit2_surf8mm.txt
ZoomScan	5x5x7,dx=8mm dy=8mm dz=5mm,Complete
Phantom	Left head
Device Position	Cheek
Band	DECT
Channels	Middle
Signal	Crest factor: 24

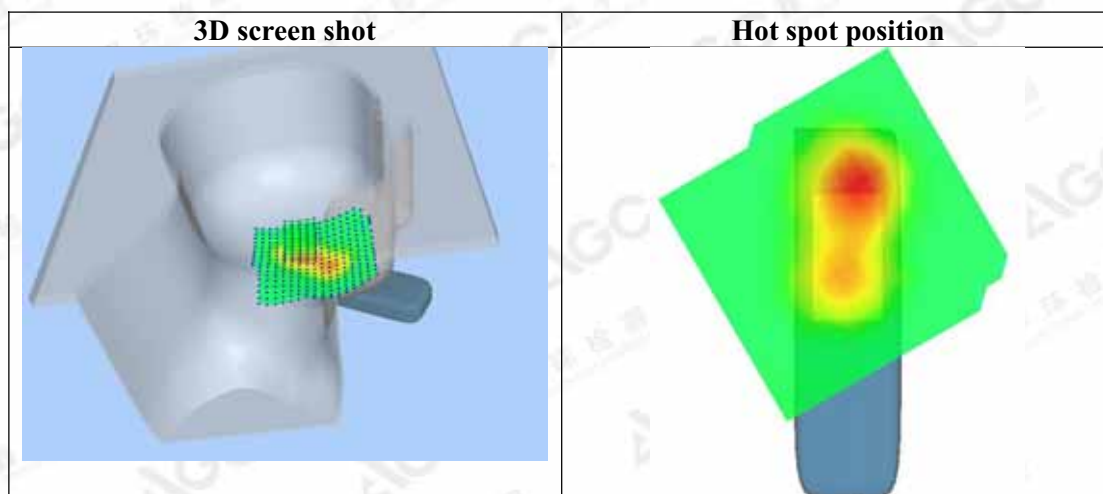
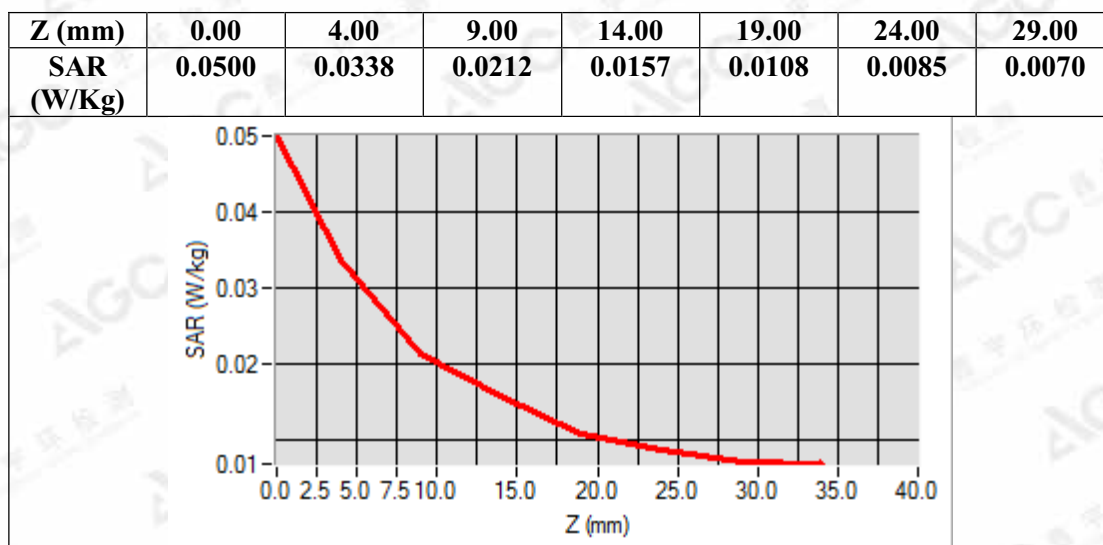


Maximum location: X=-17.00, Y=-2.00

SAR Peak: 0.05 W/kg

SAR 10g (W/Kg)	0.019989
SAR 1g (W/Kg)	0.032614

The results shown in this test report refer only to the sample(s) tested unless otherwise stated and the sample(s) are retained for 30 days only. The document is issued by AGC, this document cannot be reproduced except in full with our prior written permission. The more details and the authenticity of the report will be confirmed at <http://www.agc-cert.com>.



The results shown in this test report refer only to the sample(s) tested unless otherwise stated and the sample(s) are retained for 30 days only. The document is issued by AGC, this document cannot be reproduced except in full with our prior written permission. The more details and the authenticity of the report will be confirmed at <http://www.agc-cert.com>.

Test Laboratory: AGC Lab

Date: July 12, 2017

DECT 1900 Mid- Tilt - Left

DUT: DECT 6.0 Cordless Phone with Bluetooth - Handset ; Type: RT803XT

Communication System: DECT; Communication System Band: 1900; Duty Cycle: 1:24; Conv.F=5.74

Frequency: 1924.992 MHz; Medium parameters used: $f = 1900$ MHz; $\sigma = 1.39$ mho/m; $\epsilon_r = 40.41$, $\rho = 1000$ kg/m³ ;

Phantom section: Left Section

Ambient temperature (°C): 22.5, Liquid temperature (°C): 21.5

SATIMO Configuration:

Probe: SSE5; Calibrated: 12/05/2016 Serial No.: SN 14/16 EP308

Sensor-Surface: 4mm (Mechanical Surface Detection)

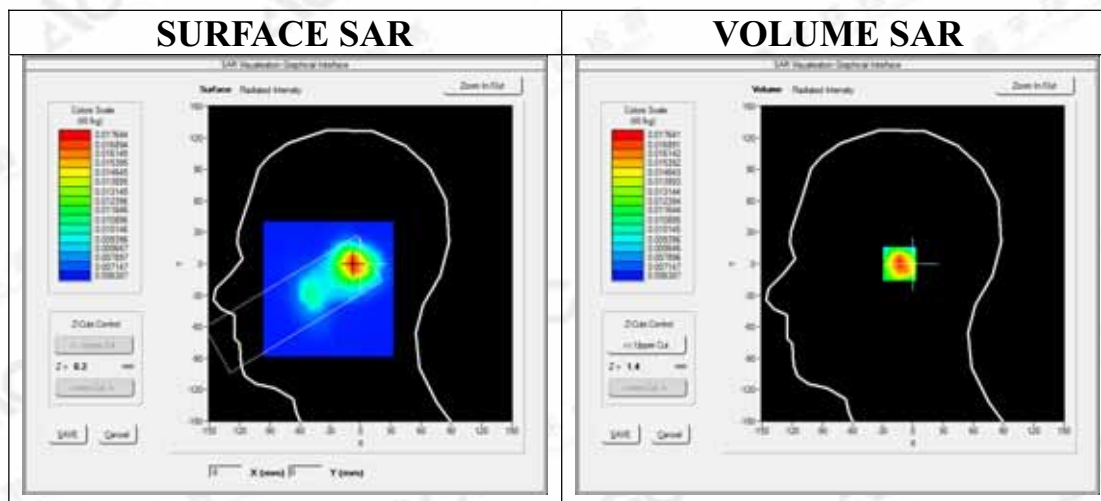
Phantom: SAM twin phantom

Measurement SW: OpenSAR V4_02_32

Configuration/1900 Mid- Tilt - Left /Area Scan: Measurement grid: dx=8mm, dy=8mm

Configuration/1900 Mid- Tilt - Left t/Zoom Scan: Measurement grid: dx=8mm, dy=8mm, dz=5mm;

Area Scan	sam_direct_droit2_surf8mm.txt
ZoomScan	5x5x7, dx=8mm dy=8mm dz=5mm, Complete
Phantom	Left head
Device Position	Tilt
Band	DECT
Channels	Middle
Signal	Crest factor: 24

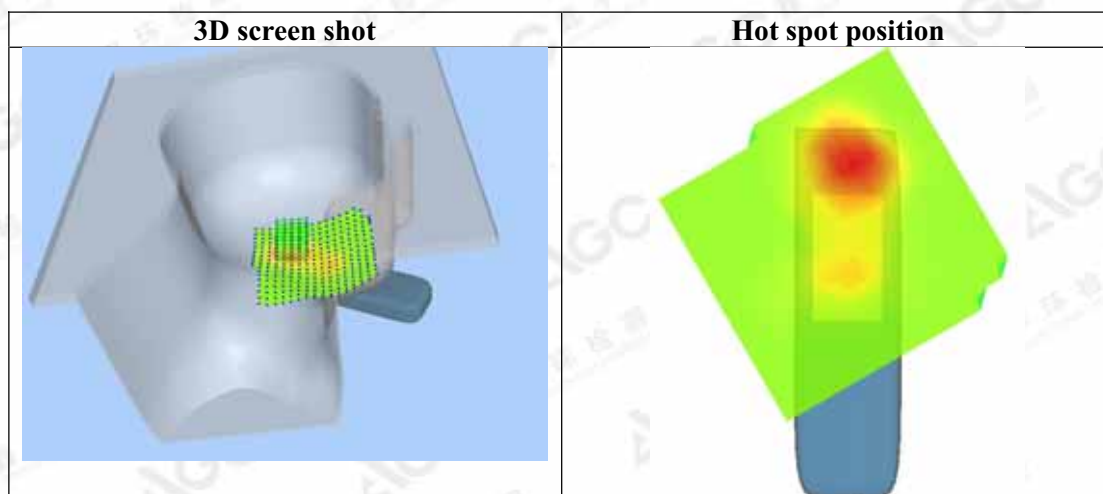
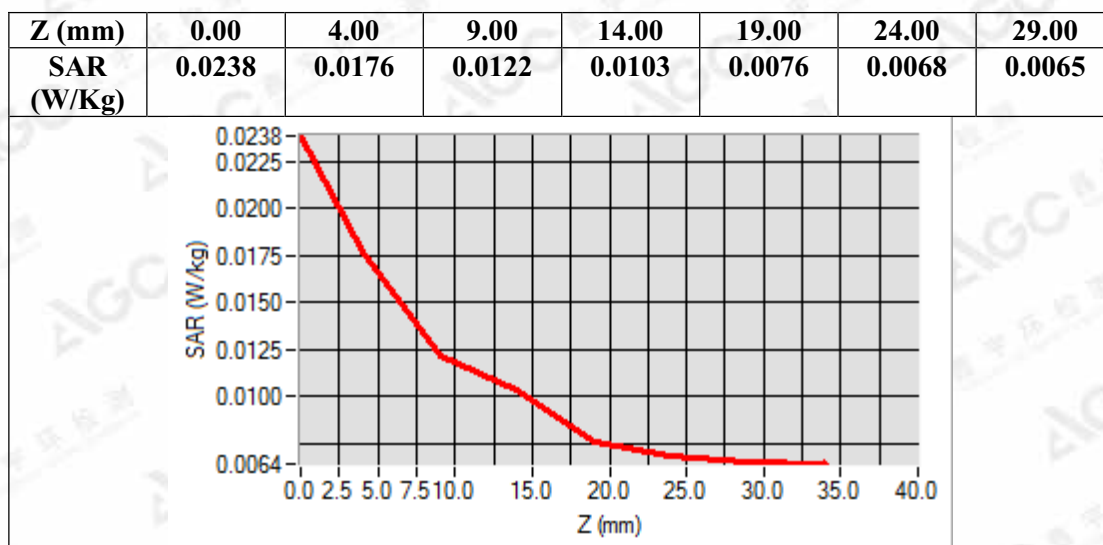


Maximum location: X=-8.00, Y=0.00

SAR Peak: 0.03 W/kg

SAR 10g (W/Kg)	0.011446
SAR 1g (W/Kg)	0.016850

The results shown in this test report refer only to the sample(s) tested unless otherwise stated and the sample(s) are retained for 30 days only. The document is issued by AGC, this document cannot be reproduced except in full with our prior written permission. The more details and the authenticity of the report will be confirmed at <http://www.agc-cert.com>.



The results shown in this test report refer only to the sample(s) tested unless otherwise stated and the sample(s) are retained for 30 days only. The document is issued by AGC, this document cannot be reproduced except in full with our prior written permission. The more details and the authenticity of the report will be confirmed at <http://www.agc-cert.com>.

Test Laboratory: AGC Lab
DECT 1900 Mid-Touch- Right
DUT: DECT 6.0 Cordless Phone with Bluetooth - Handset ; Type: RT803XT

Date: July 12,2017

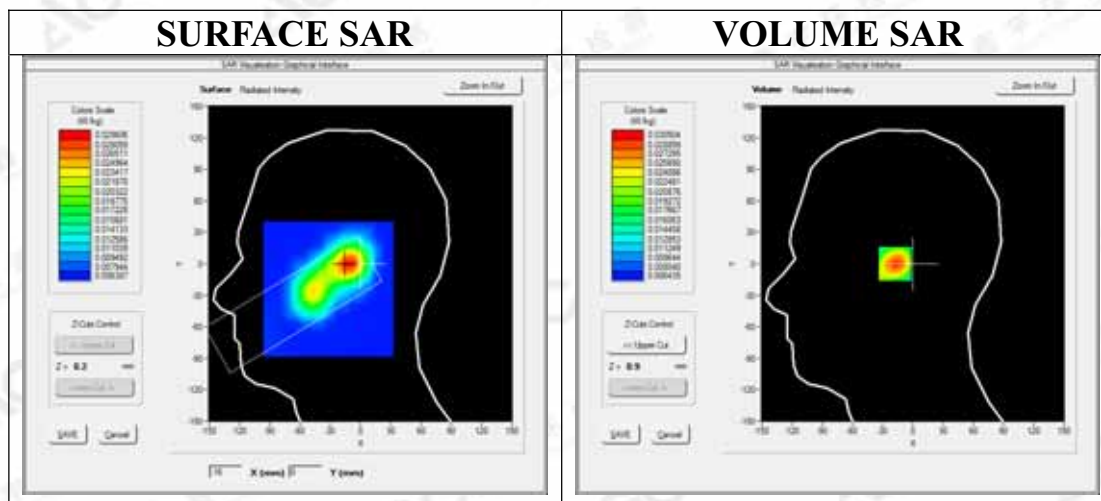
Communication System: DECT; Communication System Band: 1900; Duty Cycle: 1:24; Conv.F=5.74
Frequency: 1924.992 MHz; Medium parameters used: $f = 1900$ MHz; $\sigma = 1.39$ mho/m; $\epsilon_r = 40.41$, $\rho = 1000$ kg/m³ ;
Phantom section: Right Section
Ambient temperature (°C):22.5, Liquid temperature (°C):21.5

SATIMO Configuration:

Probe: SSE5; Calibrated: 12/05/2016 Serial No.: SN 14/16 EP308
Sensor-Surface: 4mm (Mechanical Surface Detection)
Phantom: SAM twin phantom
Measurement SW: OpenSAR V4_02_32

Configuration/1900 Mid-Touch- Right /Area Scan: Measurement grid: dx=8mm, dy=8mm
Configuration/1900 Mid-Touch- Right t/Zoom Scan: Measurement grid: dx=8mm,dy=8mm, dz=5mm;

Area Scan	sam_direct_droit2_surf8mm.txt
ZoomScan	5x5x7,dx=8mm dy=8mm dz=5mm,Complete
Phantom	Right head
Device Position	Cheek
Band	DECT
Channels	Middle
Signal	Crest factor: 24

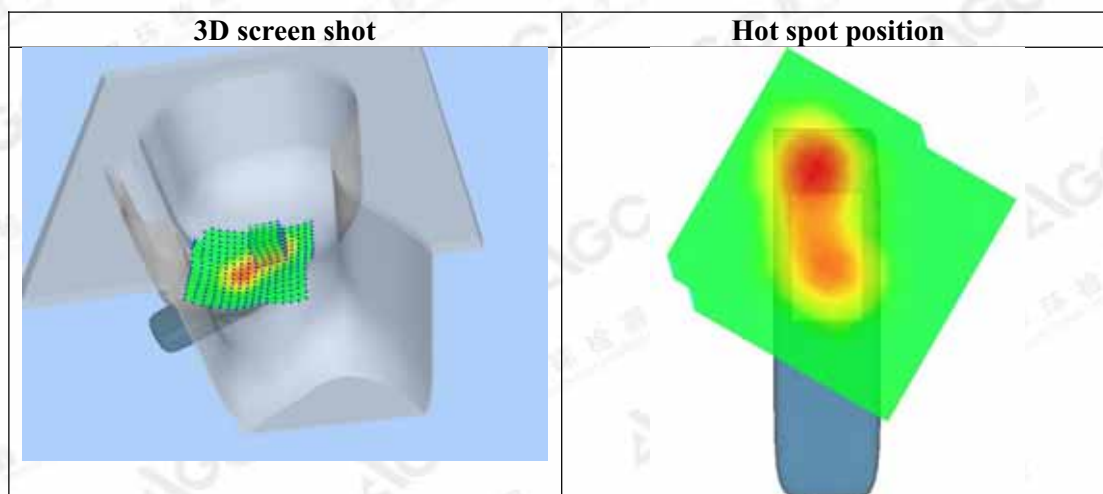
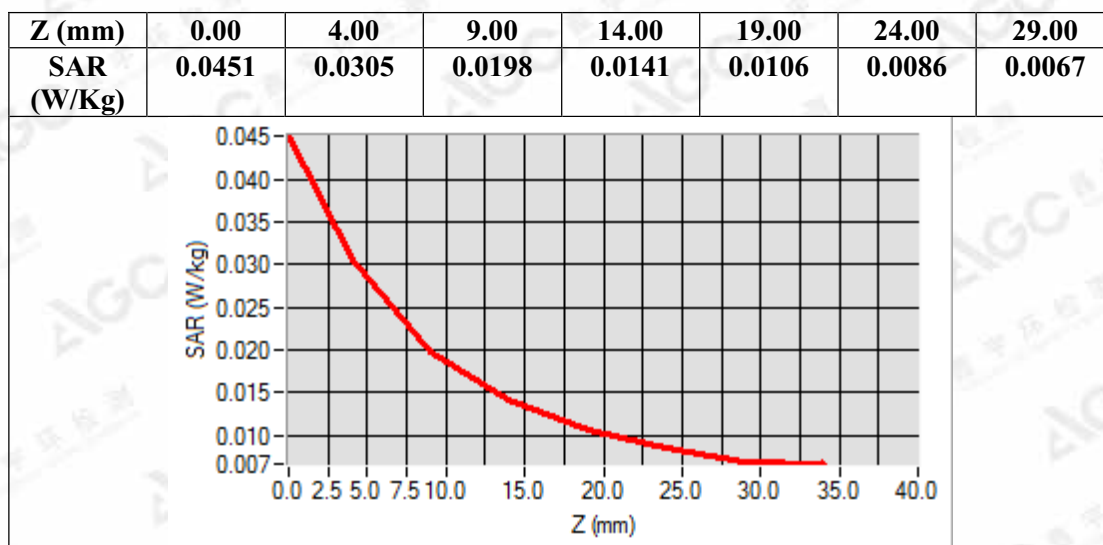


Maximum location: X=-13.00, Y=0.00

SAR Peak: 0.04 W/kg

SAR 10g (W/Kg)	0.018437
SAR 1g (W/Kg)	0.029413

The results shown in this test report refer only to the sample(s) tested unless otherwise stated and the sample(s) are retained for 30 days only. The document is issued by AGC, this document cannot be reproduced except in full with our prior written permission. The more details and the authenticity of the report will be confirmed at <http://www.agc-cert.com>.



The results shown in this test report refer only to the sample(s) tested unless otherwise stated and the sample(s) are retained for 30 days only. The document is issued by AGC, this document cannot be reproduced except in full with our prior written permission. The more details and the authenticity of the report will be confirmed at <http://www.agc-cert.com>.

Test Laboratory: AGC Lab
DECT 1900 Mid- Tilt - Right

Date: July 12,2017

DUT: DECT 6.0 Cordless Phone with Bluetooth - Handset ; Type: RT803XT

Communication System: DECT; Communication System Band: 1900; Duty Cycle: 1:24; Conv.F=5.74
Frequency: 1924.992 MHz; Medium parameters used: $f = 1900$ MHz; $\sigma = 1.39$ mho/m; $\epsilon_r = 40.41$, $\rho = 1000$ kg/m³ ;
Phantom section: Right Section
Ambient temperature (°C):22.5, Liquid temperature (°C):21.5

SATIMO Configuration:

Probe: SSE5; Calibrated: 12/05/2016 Serial No.: SN 14/16 EP308

Sensor-Surface: 4mm (Mechanical Surface Detection)

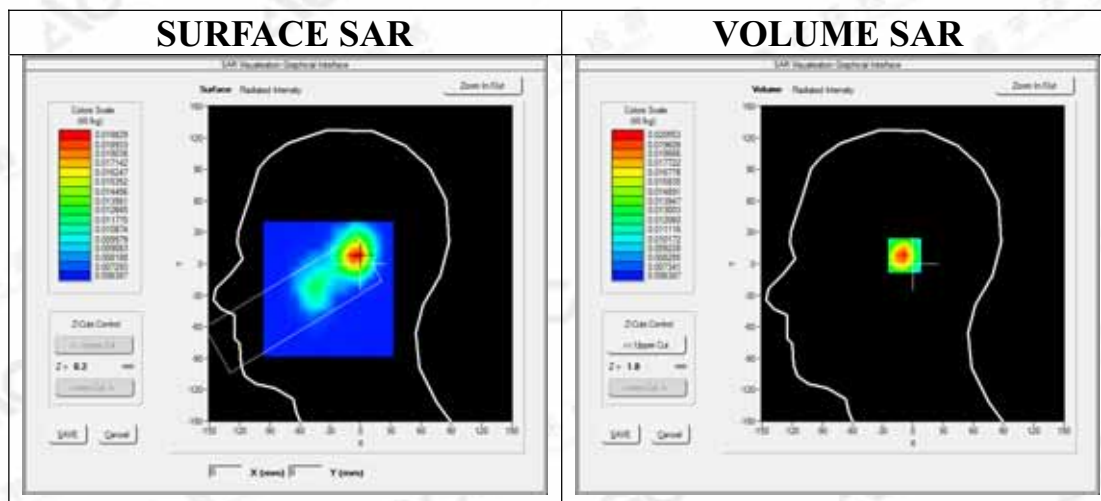
Phantom: SAM twin phantom

Measurement SW: OpenSAR V4_02_32

Configuration/1900 Mid- Tilt - Right /Area Scan: Measurement grid: dx=8mm, dy=8mm

Configuration/1900 Mid- Tilt - Right t/Zoom Scan: Measurement grid: dx=8mm,dy=8mm, dz=5mm;

Area Scan	sam_direct_droit2_surf8mm.txt
ZoomScan	5x5x7,dx=8mm dy=8mm dz=5mm,Complete
Phantom	Right head
Device Position	Tilt
Band	DECT
Channels	Middle
Signal	Crest factor: 24

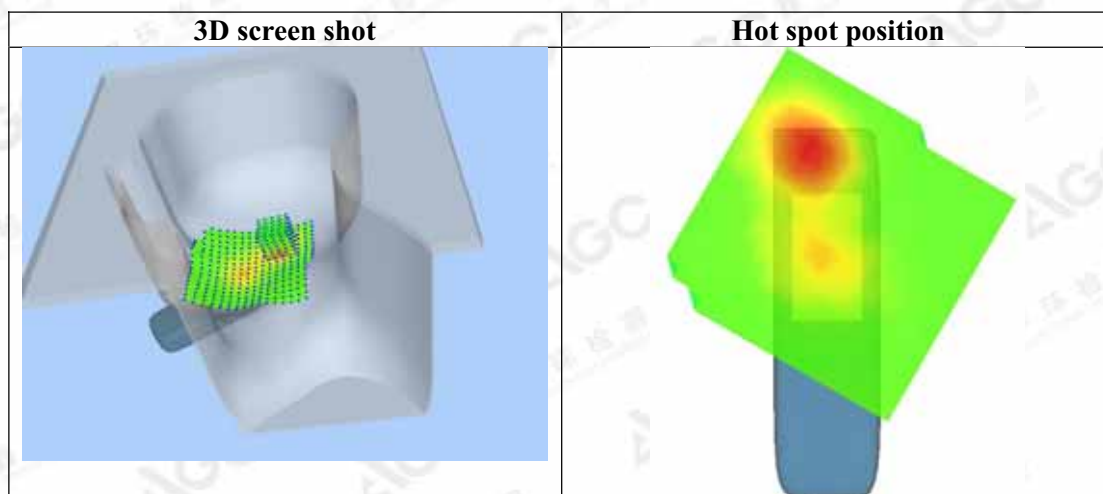
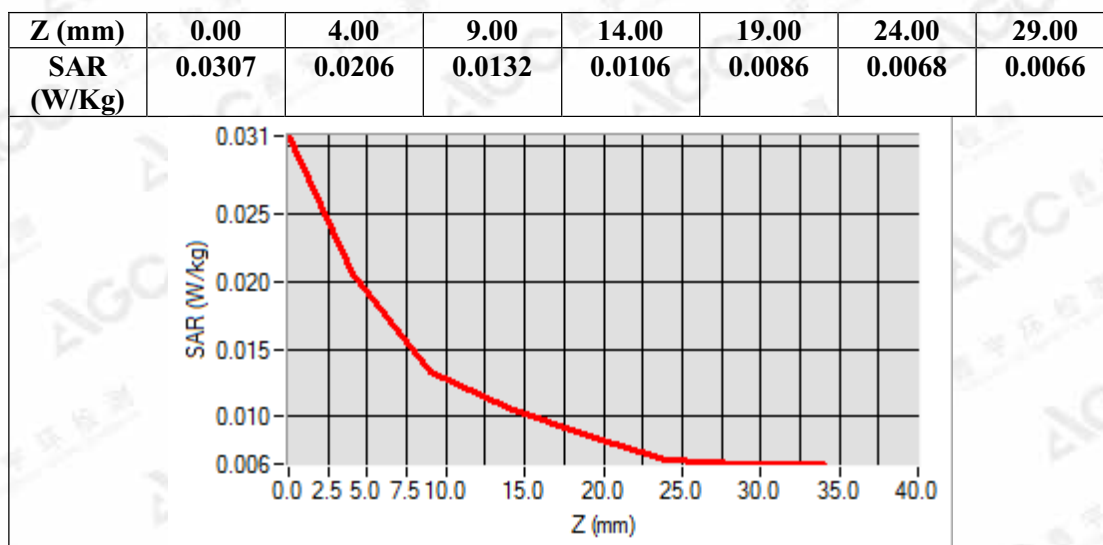


Maximum location: X=-3.00, Y=8.00

SAR Peak: 0.03 W/kg

SAR 10g (W/Kg)	0.012826
SAR 1g (W/Kg)	0.020023

The results shown in this test report refer only to the sample(s) tested unless otherwise stated and the sample(s) are retained for 30 days only. The document is issued by AGC, this document cannot be reproduced except in full with our prior written permission. The more details and the authenticity of the report will be confirmed at <http://www.agc-cert.com>.



The results shown in this test report refer only to the sample(s) tested unless otherwise stated and the sample(s) are retained for 30 days only. The document is issued by AGC, this document cannot be reproduced except in full with our prior written permission. The more details and the authenticity of the report will be confirmed at <http://www.agc-cert.com>.

Test Laboratory: AGC Lab

Date: July 12, 2017

DECT 1900 Mid-Face-Up

DUT: DECT 6.0 Cordless Phone with Bluetooth - Handset ; Type: RT803XT

Communication System: DECT; Communication System Band: 1900; Duty Cycle: 1:24; Conv.F=5.74

Frequency: 1924.992 MHz; Medium parameters used: $f = 1900$ MHz; $\sigma = 1.39$ mho/m; $\epsilon_r = 40.41$, $\rho = 1000$ kg/m³ ;

Phantom section: Flat Section

Ambient temperature (°C):22.5, Liquid temperature (°C):21.5

SATIMO Configuration:

Probe: SSE5; Calibrated: 12/05/2016 Serial No.: SN 14/16 EP308

Sensor-Surface: 4mm (Mechanical Surface Detection)

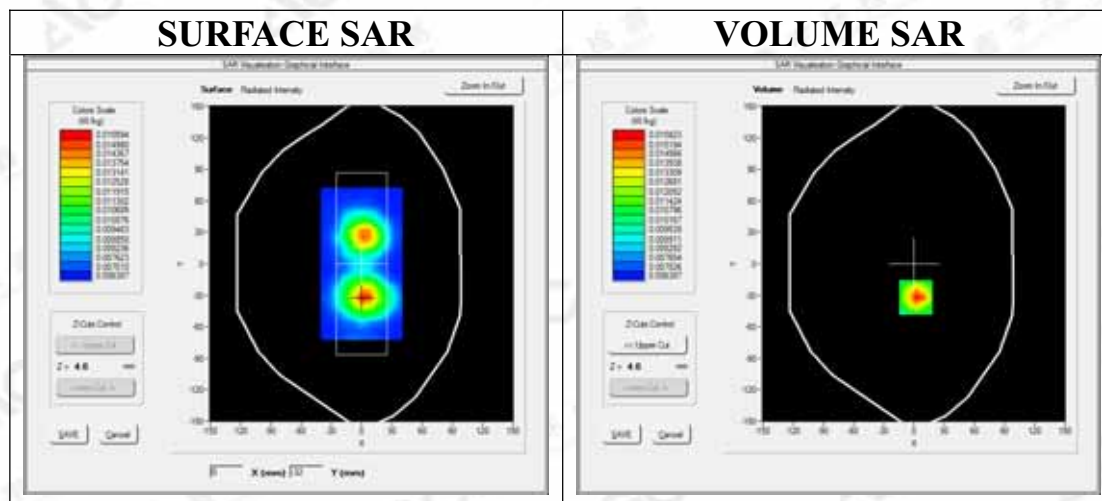
Phantom: SAM twin phantom

Measurement SW: OpenSAR V4_02_32

Configuration/1900 Mid-Face-Up /Area Scan: Measurement grid: dx=8mm, dy=8mm

Configuration/1900 Mid-Face-Up /Zoom Scan: Measurement grid: dx=8mm, dy=8mm, dz=5mm;

Area Scan	sam_direct_droit2_surf8mm.txt
ZoomScan	5x5x7, dx=8mm dy=8mm dz=5mm, Complete
Phantom	Validation plane
Device Position	Face Up
Band	DECT
Channels	Middle
Signal	Crest factor: 24

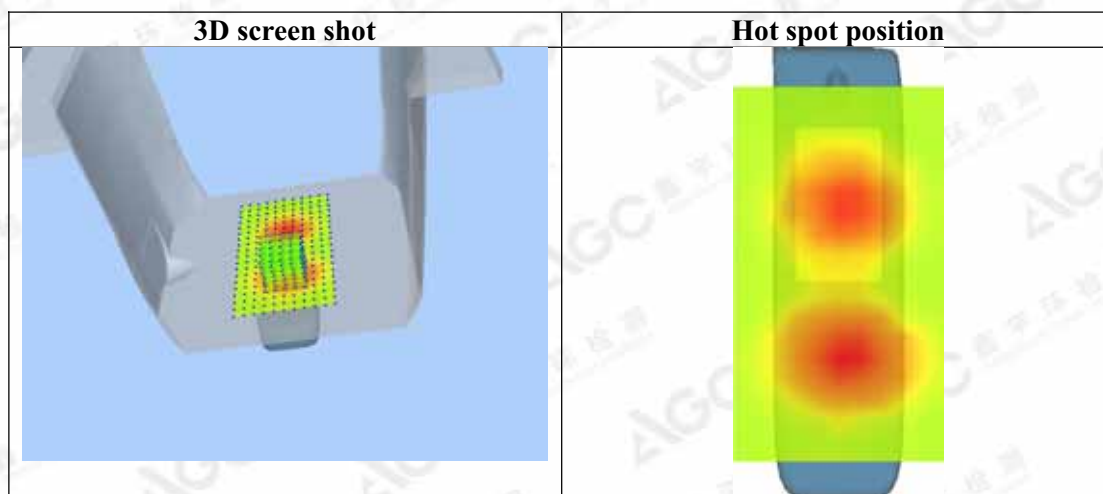
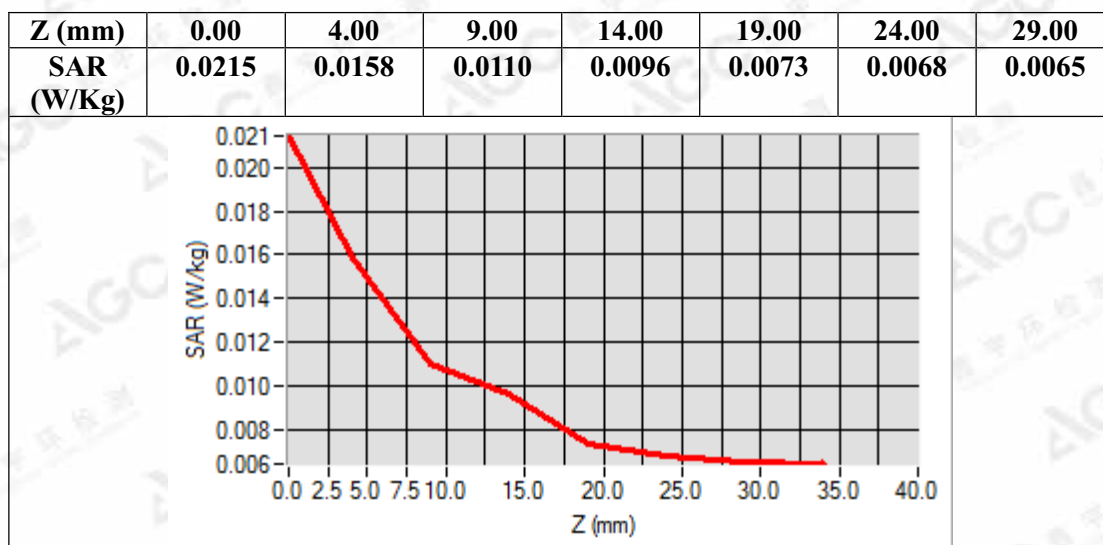


Maximum location: X=2.00, Y=-32.00

SAR Peak: 0.02 W/kg

SAR 10g (W/Kg)	0.010543
SAR 1g (W/Kg)	0.015080

The results shown in this test report refer only to the sample(s) tested unless otherwise stated and the sample(s) are retained for 30 days only. The document is issued by AGC, this document cannot be reproduced except in full with our prior written permission. The more details and the authenticity of the report will be confirmed at <http://www.agc-cert.com>.



The results shown in this test report refer only to the sample(s) tested unless otherwise stated and the sample(s) are retained for 30 days only. The document is issued by AGC, this document cannot be reproduced except in full with our prior written permission. The more details and the authenticity of the report will be confirmed at <http://www.agc-cert.com>.

Test Laboratory: AGC Lab
DECT 1900 Mid-Body-Back

Date: July 12,2017

DUT: DECT 6.0 Cordless Phone with Bluetooth - Handset ; Type: RT803XT

Communication System: DECT; Communication System Band: 1900; Duty Cycle: 1:24; Conv.F=5.90
Frequency: 1924.992 MHz; Medium parameters used: $f = 1900$ MHz; $\sigma = 1.50$ mho/m; $\epsilon_r = 53.89$; $\rho = 1000$ kg/m³ ;
Phantom section: Flat Section
Ambient temperature (°C):22.5, Liquid temperature (°C):21.7

SATIMO Configuration:

Probe: SSE5; Calibrated: 12/05/2016 Serial No.: SN 14/16 EP308

Sensor-Surface: 4mm (Mechanical Surface Detection)

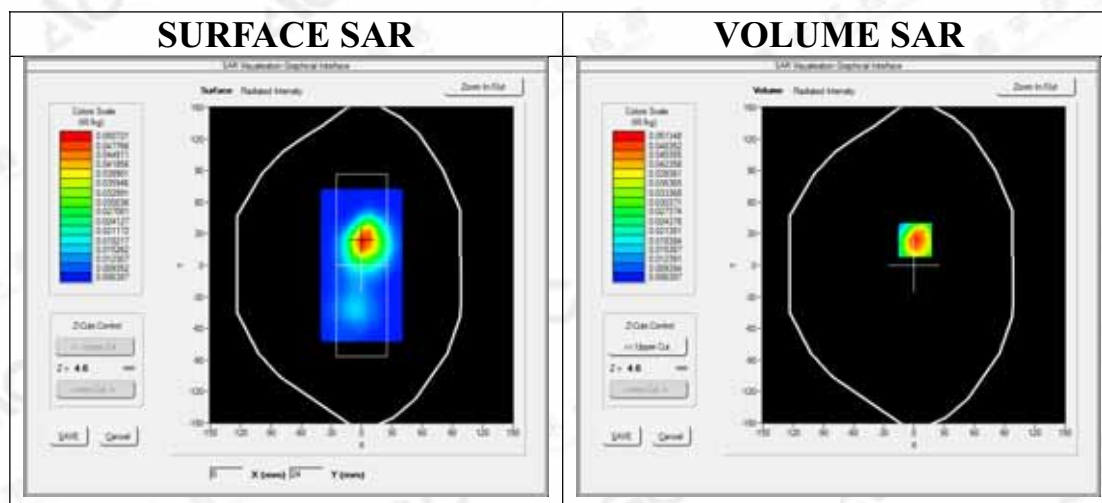
Phantom: SAM twin phantom

Measurement SW: OpenSAR V4_02_32

Configuration1900 Mid-Body- Back/Area Scan: Measurement grid: dx=8mm, dy=8mm

Configuration1900 Mid-Body- Back/Zoom Scan: Measurement grid: dx=8mm,dy=8mm, dz=5mm;

Area Scan	sam_direct_droit2_surf8mm.txt
ZoomScan	5x5x7,dx=8mm dy=8mm dz=5mm,Complete
Phantom	Validation plane
Device Position	Body Back
Band	DECT
Channels	Middle
Signal	Crest factor: 24

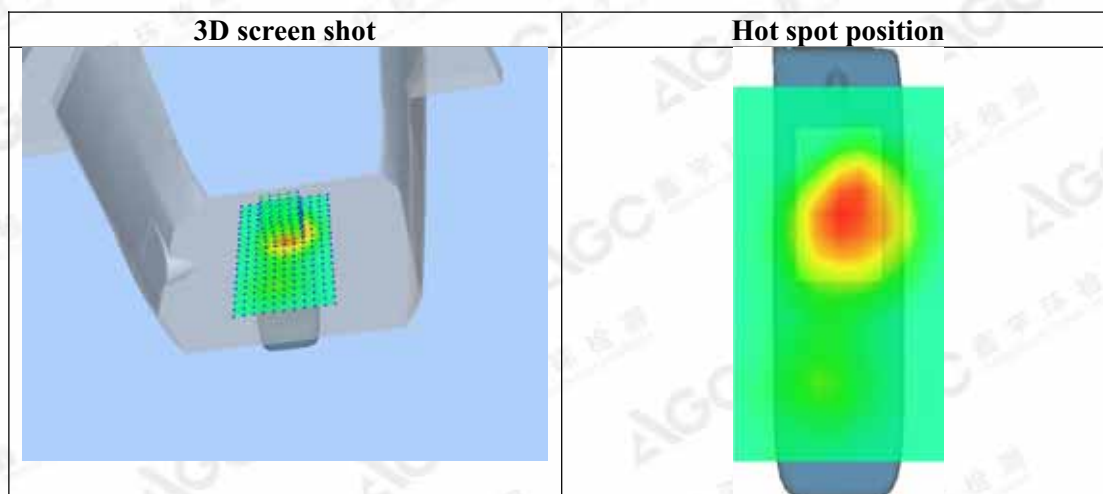
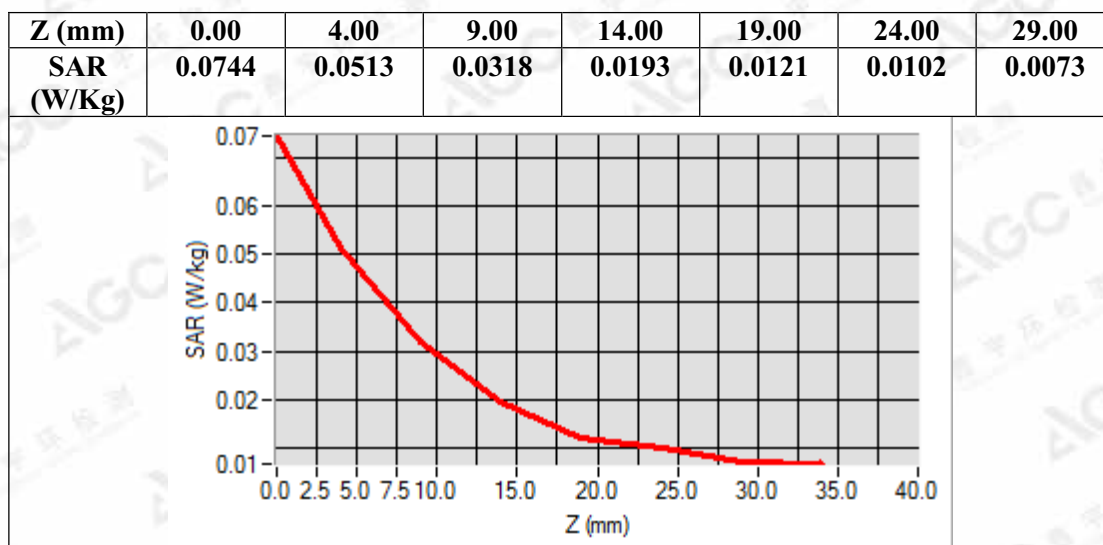


Maximum location: X=1.00, Y=24.00

SAR Peak: 0.08 W/kg

SAR 10g (W/Kg)	0.027747
SAR 1g (W/Kg)	0.048513

The results shown in this test report refer only to the sample(s) tested unless otherwise stated and the sample(s) are retained for 30 days only. The document is issued by AGC, this document cannot be reproduced except in full with our prior written permission. The more details and the authenticity of the report will be confirmed at <http://www.agc-cert.com>.



The results shown in this test report refer only to the sample(s) tested unless otherwise stated and the sample(s) are retained for 30 days only. The document is issued by AGC, this document cannot be reproduced except in full with our prior written permission. The more details and the authenticity of the report will be confirmed at <http://www.agc-cert.com>.

Test Laboratory: AGC Lab
DECT 1900 Mid-Body-Front

Date: July 12,2017

DUT: DECT 6.0 Cordless Phone with Bluetooth - Handset ; Type: RT803XT

Communication System: DECT; Communication System Band: 1900; Duty Cycle: 1:24; Conv.F=5.90
Frequency: 1924.992 MHz; Medium parameters used: $f = 1900$ MHz; $\sigma = 1.50$ mho/m; $\epsilon_r = 53.89$; $\rho = 1000$ kg/m³ ;
Phantom section: Flat Section
Ambient temperature (°C):22.5, Liquid temperature (°C):21.7

SATIMO Configuration:

Probe: SSE5; Calibrated: 12/05/2016 Serial No.: SN 14/16 EP308

Sensor-Surface: 4mm (Mechanical Surface Detection)

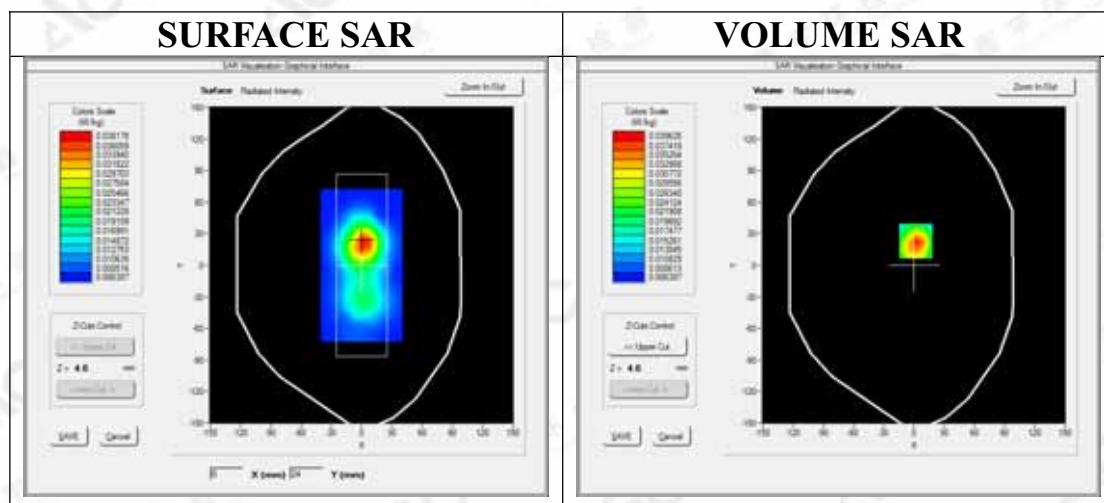
Phantom: SAM twin phantom

Measurement SW: OpenSAR V4_02_32

Configuration1900 Mid-Body- Front/Area Scan: Measurement grid: dx=8mm, dy=8mm

Configuration1900 Mid-Body- Front/Zoom Scan: Measurement grid: dx=8mm,dy=8mm, dz=5mm;

Area Scan	sam_direct_droit2_surf8mm.txt
ZoomScan	5x5x7,dx=8mm dy=8mm dz=5mm,Complete
Phantom	Validation plane
Device Position	Body Front
Band	DECT
Channels	Middle
Signal	Crest factor: 24

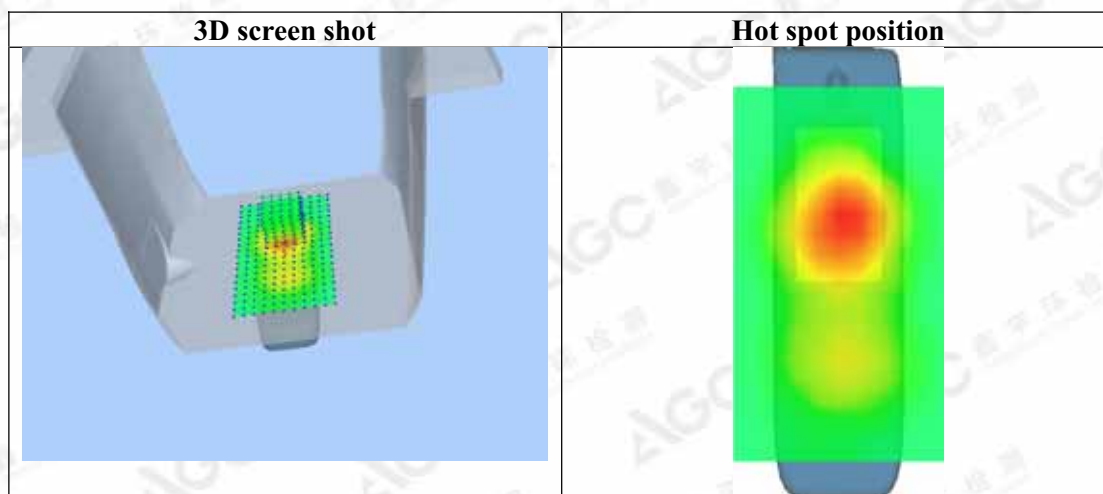
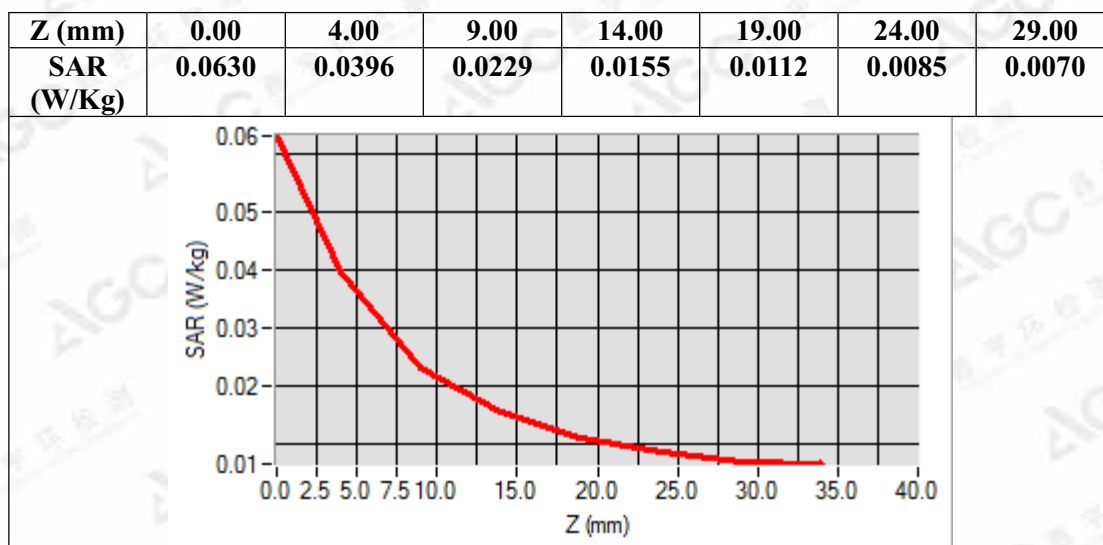


Maximum location: X=2.00, Y=23.00

SAR Peak: 0.06 W/kg

SAR 10g (W/Kg)	0.022085
SAR 1g (W/Kg)	0.037908

The results shown in this test report refer only to the sample(s) tested unless otherwise stated and the sample(s) are retained for 30 days only. The document is issued by AGC, this document cannot be reproduced except in full with our prior written permission. The more details and the authenticity of the report will be confirmed at <http://www.agc-cert.com>.



The results shown in this test report refer only to the sample(s) tested unless otherwise stated and the sample(s) are retained for 30 days only. The document is issued by AGC, this document cannot be reproduced except in full with our prior written permission. The more details and the authenticity of the report will be confirmed at <http://www.agc-cert.com>.

Battery - Coslight 400mAh
Test Laboratory: AGC Lab
DECT 1900 Mid-Touch- Left
DUT: DECT 6.0 Cordless Phone with Bluetooth - Handset ; Type: RT803XT

Date: July 12,2017

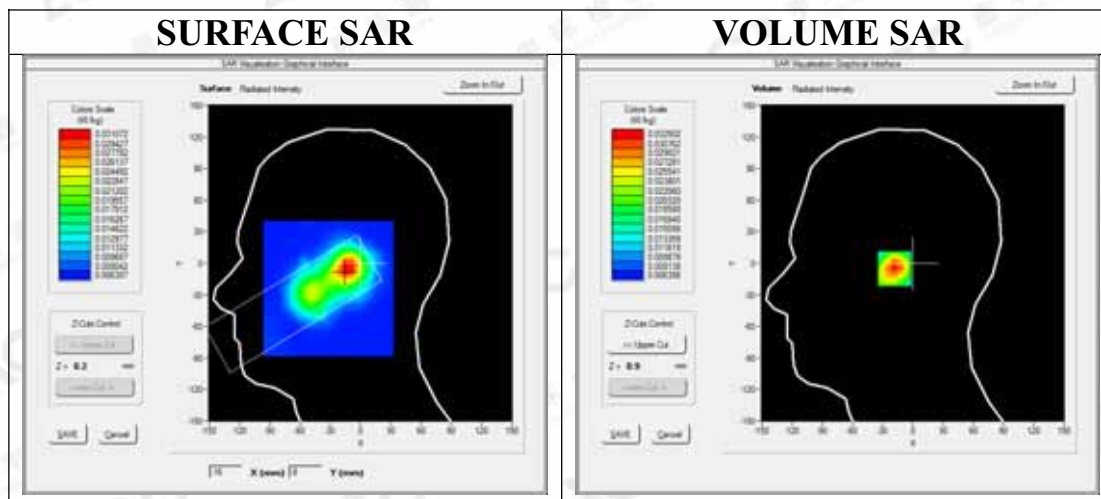
Communication System: DECT; Communication System Band: 1900; Duty Cycle: 1:24; Conv.F=5.74
Frequency: 1924.992 MHz; Medium parameters used: $f = 1900$ MHz; $\sigma = 1.39$ mho/m; $\epsilon_r = 40.41$, $\rho = 1000$ kg/m³ ;
Phantom section: Left Section
Ambient temperature (°C):22.5, Liquid temperature (°C):21.5

SATIMO Configuration:

Probe: SSE5; Calibrated: 12/05/2016 Serial No.: SN 14/16 EP308
Sensor-Surface: 4mm (Mechanical Surface Detection)
Phantom: SAM twin phantom
Measurement SW: OpenSAR V4_02_32

Configuration/1900 Mid-Touch- Left /Area Scan: Measurement grid: dx=8mm, dy=8mm
Configuration/1900 Mid-Touch- Left t/Zoom Scan: Measurement grid: dx=8mm,dy=8mm, dz=5mm;

Area Scan	sam_direct_droit2_surf8mm.txt
ZoomScan	5x5x7,dx=8mm dy=8mm dz=5mm,Complete
Phantom	Left head
Device Position	Cheek
Band	DECT
Channels	Middle
Signal	Crest factor: 24

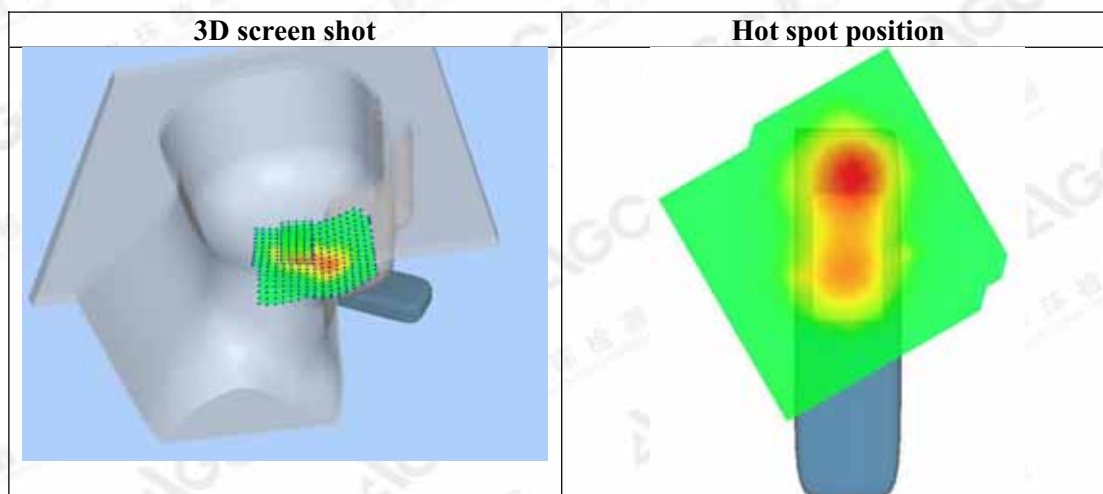
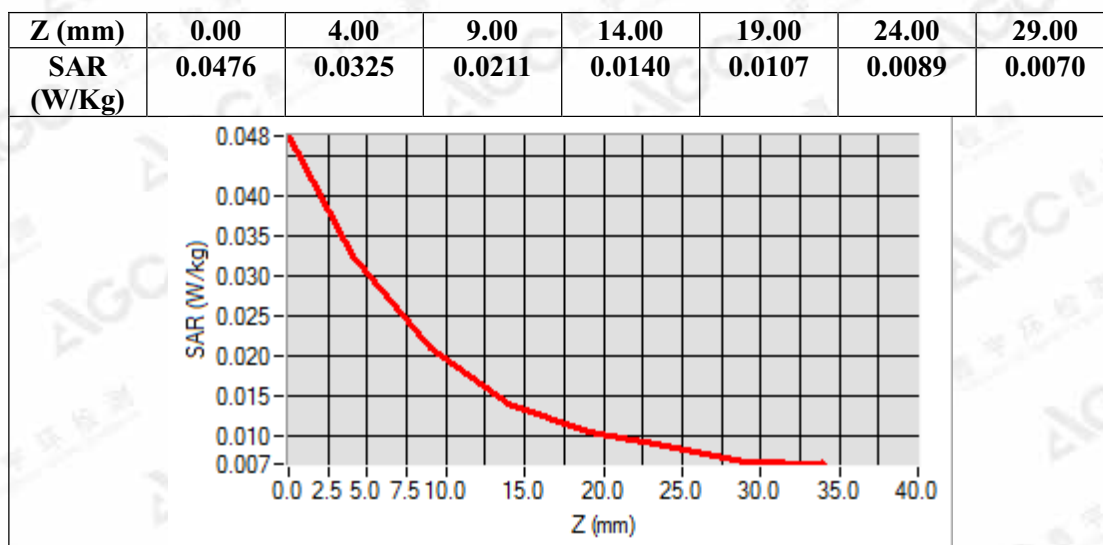


Maximum location: X=-13.00, Y=-5.00

SAR Peak: 0.05 W/kg

SAR 10g (W/Kg)	0.019184
SAR 1g (W/Kg)	0.031433

The results shown in this test report refer only to the sample(s) tested unless otherwise stated and the sample(s) are retained for 30 days only. The document is issued by AGC, this document cannot be reproduced except in full with our prior written permission. The more details and the authenticity of the report will be confirmed at <http://www.agc-cert.com>.



The results shown in this test report refer only to the sample(s) tested unless otherwise stated and the sample(s) are retained for 30 days only. The document is issued by AGC, this document cannot be reproduced except in full with our prior written permission. The more details and the authenticity of the report will be confirmed at <http://www.agc-cert.com>.

Test Laboratory: AGC Lab
DECT 1900 Mid- Tilt - Left
DUT: DECT 6.0 Cordless Phone with Bluetooth - Handset ; Type: RT803XT

Date: July 12,2017

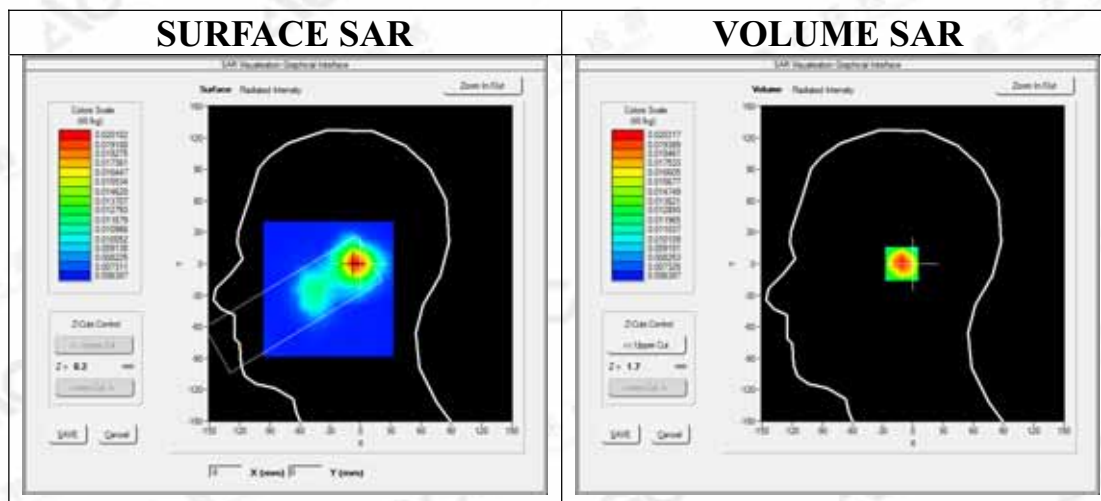
Communication System: DECT; Communication System Band: 1900; Duty Cycle: 1:24; Conv.F=5.74
Frequency: 1924.992 MHz; Medium parameters used: $f = 1900$ MHz; $\sigma = 1.39$ mho/m; $\epsilon_r = 40.41$, $\rho = 1000$ kg/m³ ;
Phantom section: Left Section
Ambient temperature (°C):22.5, Liquid temperature (°C):21.5

SATIMO Configuration:

Probe: SSE5; Calibrated: 12/05/2016 Serial No.: SN 14/16 EP308
Sensor-Surface: 4mm (Mechanical Surface Detection)
Phantom: SAM twin phantom
Measurement SW: OpenSAR V4_02_32

Configuration/1900 Mid- Tilt - Left /Area Scan: Measurement grid: dx=8mm, dy=8mm
Configuration/1900 Mid- Tilt - Left t/Zoom Scan: Measurement grid: dx=8mm,dy=8mm, dz=5mm;

Area Scan	sam_direct_droit2_surf8mm.txt
ZoomScan	5x5x7,dx=8mm dy=8mm dz=5mm,Complete
Phantom	Left head
Device Position	Tilt
Band	DECT
Channels	Middle
Signal	Crest factor: 24

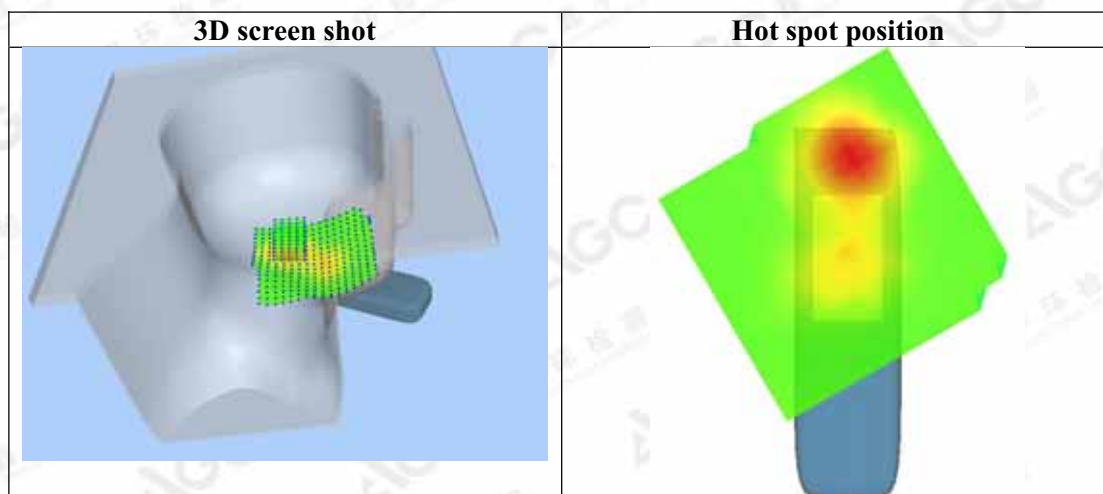
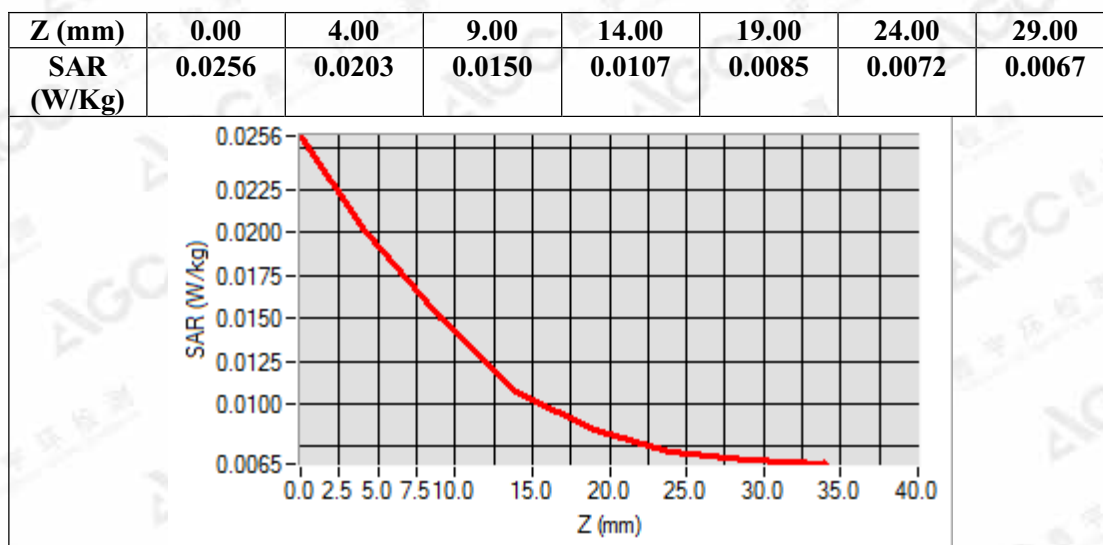


Maximum location: X=-5.00, Y=0.00

SAR Peak: 0.03 W/kg

SAR 10g (W/Kg)	0.012880
SAR 1g (W/Kg)	0.019406

The results shown in this test report refer only to the sample(s) tested unless otherwise stated and the sample(s) are retained for 30 days only. The document is issued by AGC, this document cannot be reproduced except in full with our prior written permission. The more details and the authenticity of the report will be confirmed at <http://www.agc-cert.com>.



The results shown in this test report refer only to the sample(s) tested unless otherwise stated and the sample(s) are retained for 30 days only. The document is issued by AGC, this document cannot be reproduced except in full with our prior written permission. The more details and the authenticity of the report will be confirmed at <http://www.agc-cert.com>.

Test Laboratory: AGC Lab
DECT 1900 Mid-Touch- Right
DUT: DECT 6.0 Cordless Phone with Bluetooth - Handset ; Type: RT803XT

Date: July 12,2017

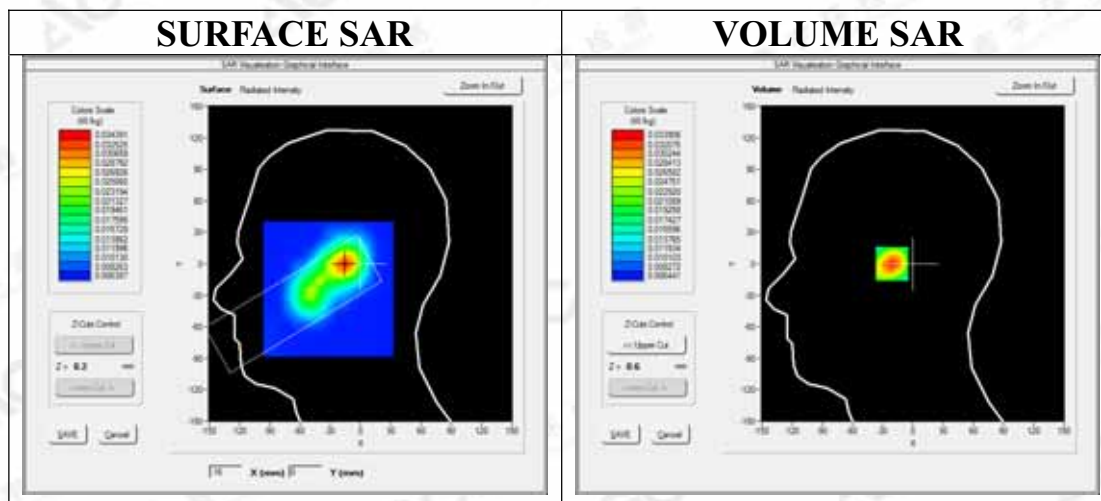
Communication System: DECT; Communication System Band: 1900; Duty Cycle: 1:24; Conv.F=5.74
Frequency: 1924.992 MHz; Medium parameters used: $f = 1900$ MHz; $\sigma = 1.39$ mho/m; $\epsilon_r = 40.41$, $\rho = 1000$ kg/m³ ;
Phantom section: Right Section
Ambient temperature (°C):22.5, Liquid temperature (°C):21.5

SATIMO Configuration:

Probe: SSE5; Calibrated: 12/05/2016 Serial No.: SN 14/16 EP308
Sensor-Surface: 4mm (Mechanical Surface Detection)
Phantom: SAM twin phantom
Measurement SW: OpenSAR V4_02_32

Configuration/1900 Mid-Touch- Right /Area Scan: Measurement grid: dx=8mm, dy=8mm
Configuration/1900 Mid-Touch- Right t/Zoom Scan: Measurement grid: dx=8mm,dy=8mm, dz=5mm;

Area Scan	sam_direct_droit2_surf8mm.txt
ZoomScan	5x5x7,dx=8mm dy=8mm dz=5mm,Complete
Phantom	Right head
Device Position	Cheek
Band	DECT
Channels	Middle
Signal	Crest factor: 24

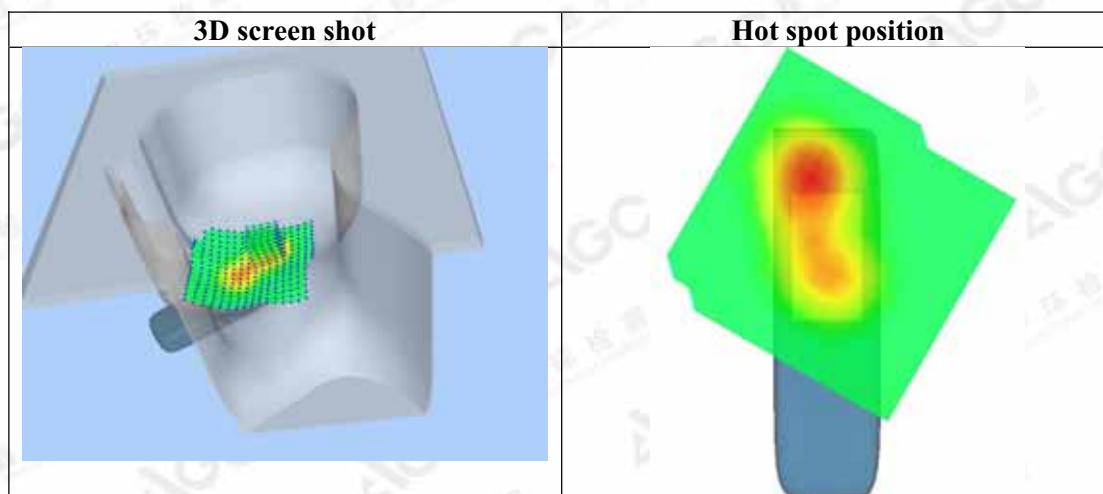
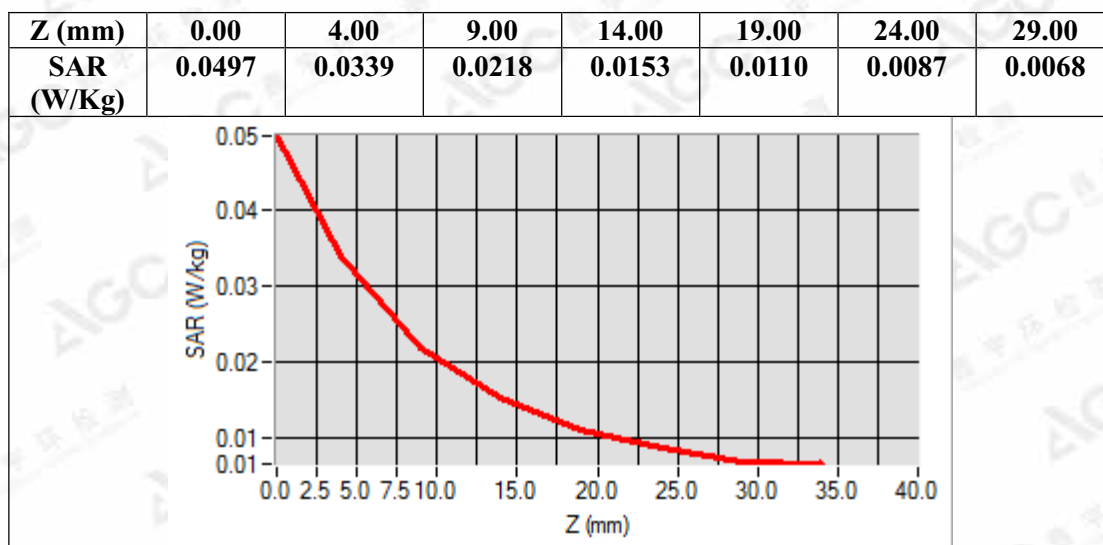


Maximum location: X=-16.00, Y=0.00

SAR Peak: 0.05 W/kg

SAR 10g (W/Kg)	0.020065
SAR 1g (W/Kg)	0.032496

The results shown in this test report refer only to the sample(s) tested unless otherwise stated and the sample(s) are retained for 30 days only. The document is issued by AGC, this document cannot be reproduced except in full with our prior written permission. The more details and the authenticity of the report will be confirmed at <http://www.agc-cert.com>.



The results shown in this test report refer only to the sample(s) tested unless otherwise stated and the sample(s) are retained for 30 days only. The document is issued by AGC, this document cannot be reproduced except in full with our prior written permission. The more details and the authenticity of the report will be confirmed at <http://www.agc-cert.com>.

Test Laboratory: AGC Lab
DECT 1900 Mid- Tilt - Right

Date: July 12,2017

DUT: DECT 6.0 Cordless Phone with Bluetooth - Handset ; Type: RT803XT

Communication System: DECT; Communication System Band: 1900; Duty Cycle: 1:24; Conv.F=5.74
Frequency: 1924.992 MHz; Medium parameters used: $f = 1900$ MHz; $\sigma = 1.39$ mho/m; $\epsilon_r = 40.41$, $\rho = 1000$ kg/m³ ;
Phantom section: Right Section
Ambient temperature (°C):22.5, Liquid temperature (°C):21.5

SATIMO Configuration:

Probe: SSE5; Calibrated: 12/05/2016 Serial No.: SN 14/16 EP308

Sensor-Surface: 4mm (Mechanical Surface Detection)

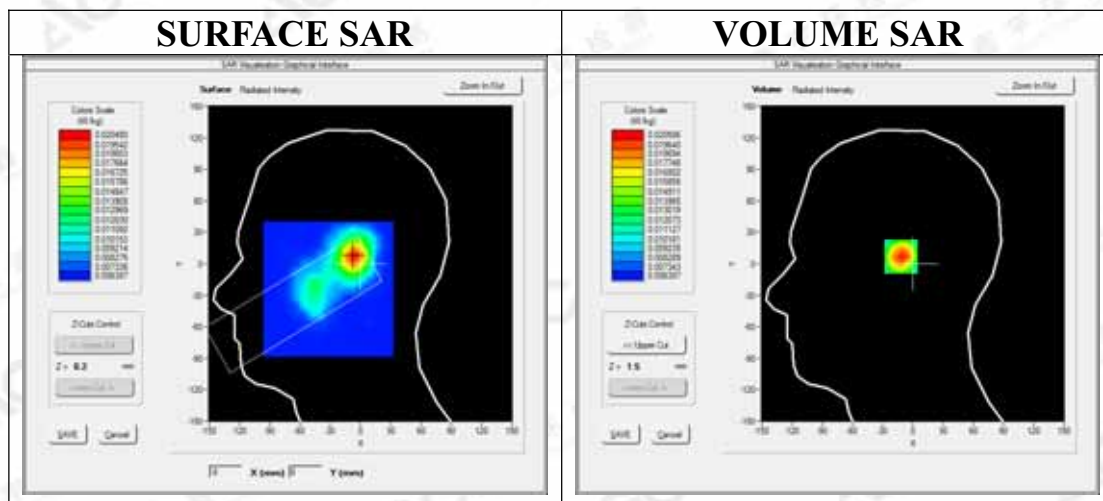
Phantom: SAM twin phantom

Measurement SW: OpenSAR V4_02_32

Configuration/1900 Mid- Tilt - Right /Area Scan: Measurement grid: dx=8mm, dy=8mm

Configuration/1900 Mid- Tilt - Right t/Zoom Scan: Measurement grid: dx=8mm,dy=8mm, dz=5mm;

Area Scan	sam_direct_droit2_surf8mm.txt
ZoomScan	5x5x7,dx=8mm dy=8mm dz=5mm,Complete
Phantom	Right head
Device Position	Tilt
Band	DECT
Channels	Middle
Signal	Crest factor: 24

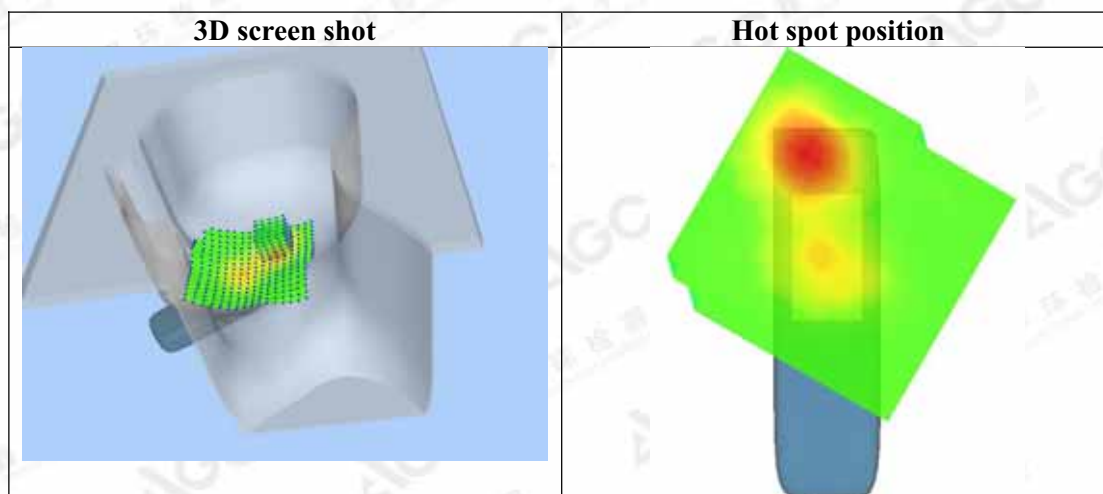
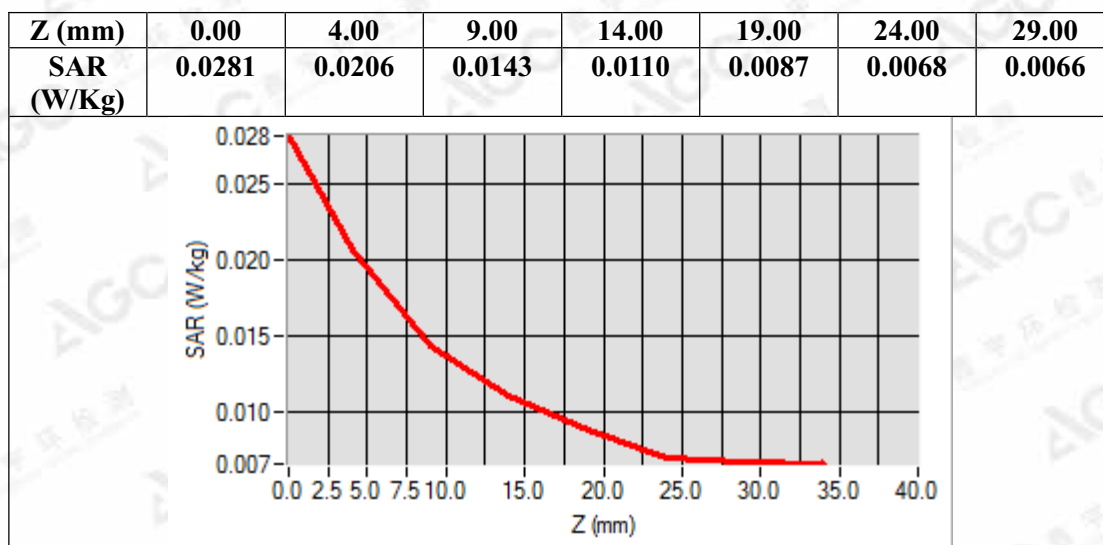


Maximum location: X=-7.00, Y=7.00

SAR Peak: 0.03 W/kg

SAR 10g (W/Kg)	0.013221
SAR 1g (W/Kg)	0.019807

The results shown in this test report refer only to the sample(s) tested unless otherwise stated and the sample(s) are retained for 30 days only. The document is issued by AGC, this document cannot be reproduced except in full with our prior written permission. The more details and the authenticity of the report will be confirmed at <http://www.agc-cert.com>.



The results shown in this test report refer only to the sample(s) tested unless otherwise stated and the sample(s) are retained for 30 days only. The document is issued by AGC, this document cannot be reproduced except in full with our prior written permission. The more details and the authenticity of the report will be confirmed at <http://www.agc-cert.com>.

Test Laboratory: AGC Lab

Date: July 12, 2017

DECT 1900 Mid-Face-Up

DUT: DECT 6.0 Cordless Phone with Bluetooth - Handset ; Type: RT803XT

Communication System: DECT; Communication System Band: 1900; Duty Cycle: 1:24; Conv.F=5.74

Frequency: 1924.992 MHz; Medium parameters used: $f = 1900$ MHz; $\sigma = 1.39$ mho/m; $\epsilon_r = 40.41$, $\rho = 1000$ kg/m³ ;

Phantom section: Flat Section

Ambient temperature (°C):22.5, Liquid temperature (°C):21.5

SATIMO Configuration:

Probe: SSE5; Calibrated: 12/05/2016 Serial No.: SN 14/16 EP308

Sensor-Surface: 4mm (Mechanical Surface Detection)

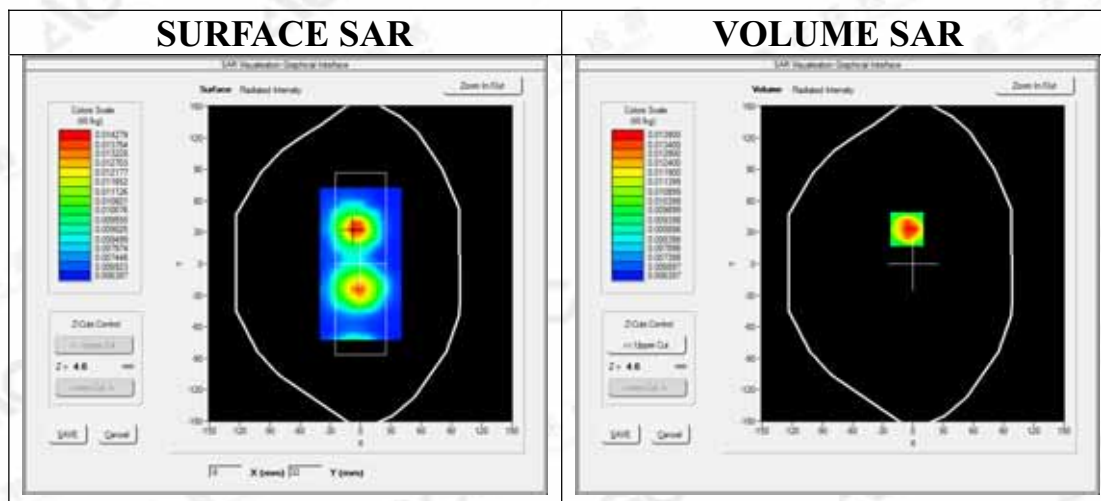
Phantom: SAM twin phantom

Measurement SW: OpenSAR V4_02_32

Configuration/1900 Mid-Face-Up /Area Scan: Measurement grid: dx=8mm, dy=8mm

Configuration/1900 Mid-Face-Up /Zoom Scan: Measurement grid: dx=8mm, dy=8mm, dz=5mm;

Area Scan	sam_direct_droit2_surf8mm.txt
ZoomScan	5x5x7,dx=8mm dy=8mm dz=5mm,Complete
Phantom	Validation plane
Device Position	Face Up
Band	DECT
Channels	Middle
Signal	Crest factor: 24

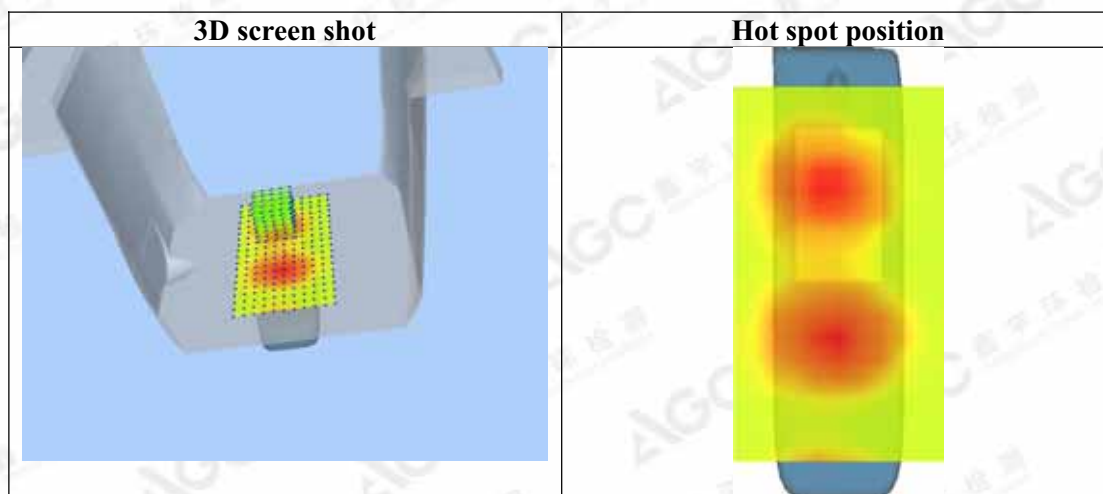
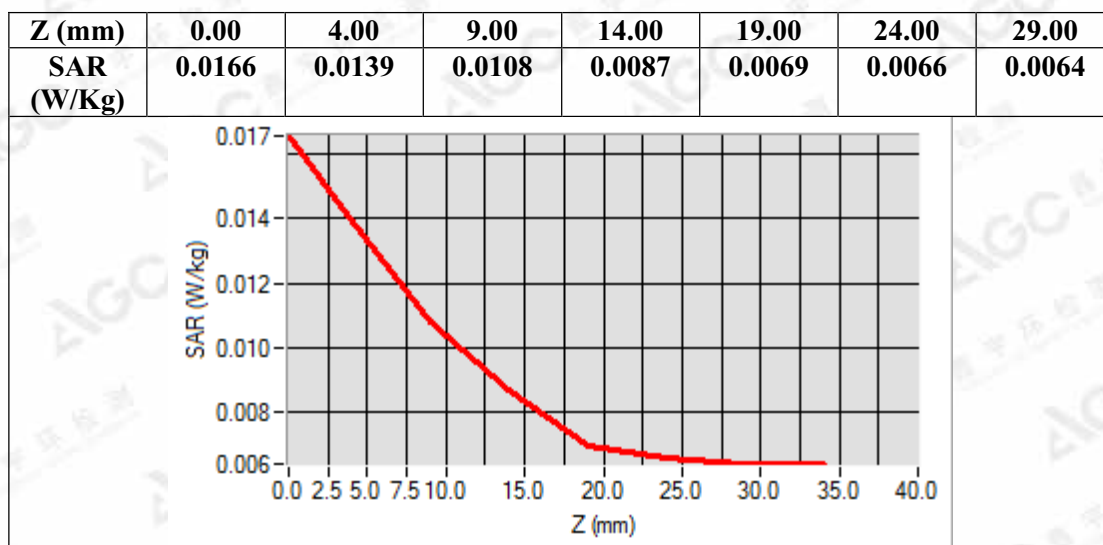


Maximum location: X=-6.00, Y=33.00

SAR Peak: 0.02 W/kg

SAR 10g (W/Kg)	0.009829
SAR 1g (W/Kg)	0.013642

The results shown in this test report refer only to the sample(s) tested unless otherwise stated and the sample(s) are retained for 30 days only. The document is issued by AGC, this document cannot be reproduced except in full with our prior written permission. The more details and the authenticity of the report will be confirmed at <http://www.agc-cert.com>.



The results shown in this test report refer only to the sample(s) tested unless otherwise stated and the sample(s) are retained for 30 days only. The document is issued by AGC, this document cannot be reproduced except in full with our prior written permission. The more details and the authenticity of the report will be confirmed at <http://www.agc-cert.com>.

Test Laboratory: AGC Lab
DECT 1900 Mid-Body-Back

Date: July 12, 2017

DUT: DECT 6.0 Cordless Phone with Bluetooth - Handset ; Type: RT803XT

Communication System: DECT; Communication System Band: 1900; Duty Cycle: 1:24; Conv.F=5.90
Frequency: 1924.992 MHz; Medium parameters used: $f = 1900$ MHz; $\sigma = 1.50$ mho/m; $\epsilon_r = 53.89$; $\rho = 1000$ kg/m³ ;
Phantom section: Flat Section
Ambient temperature (°C):22.5, Liquid temperature (°C):21.7

SATIMO Configuration:

Probe: SSE5; Calibrated: 12/05/2016 Serial No.: SN 14/16 EP308

Sensor-Surface: 4mm (Mechanical Surface Detection)

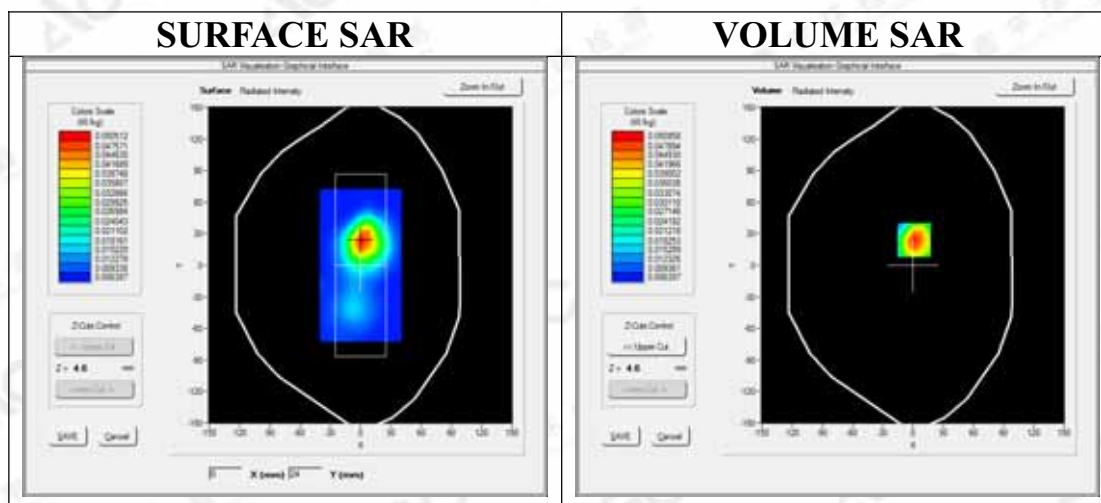
Phantom: SAM twin phantom

Measurement SW: OpenSAR V4_02_32

Configuration1900 Mid-Body- Back/Area Scan: Measurement grid: dx=8mm, dy=8mm

Configuration1900 Mid-Body- Back/Zoom Scan: Measurement grid: dx=8mm, dy=8mm, dz=5mm;

Area Scan	sam_direct_droit2_surf8mm.txt
ZoomScan	5x5x7,dx=8mm dy=8mm dz=5mm,Complete
Phantom	Validation plane
Device Position	Body Back
Band	DECT
Channels	Middle
Signal	Crest factor: 24

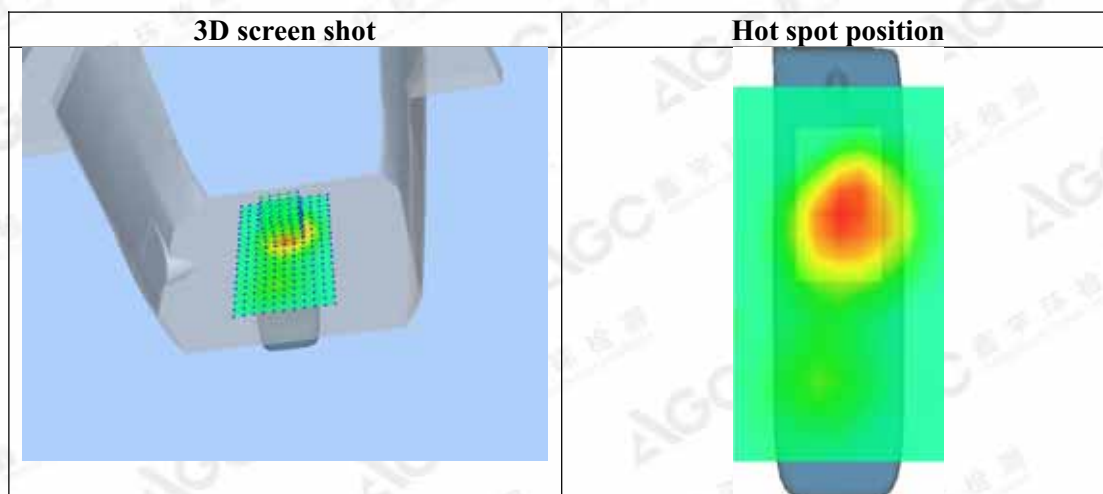
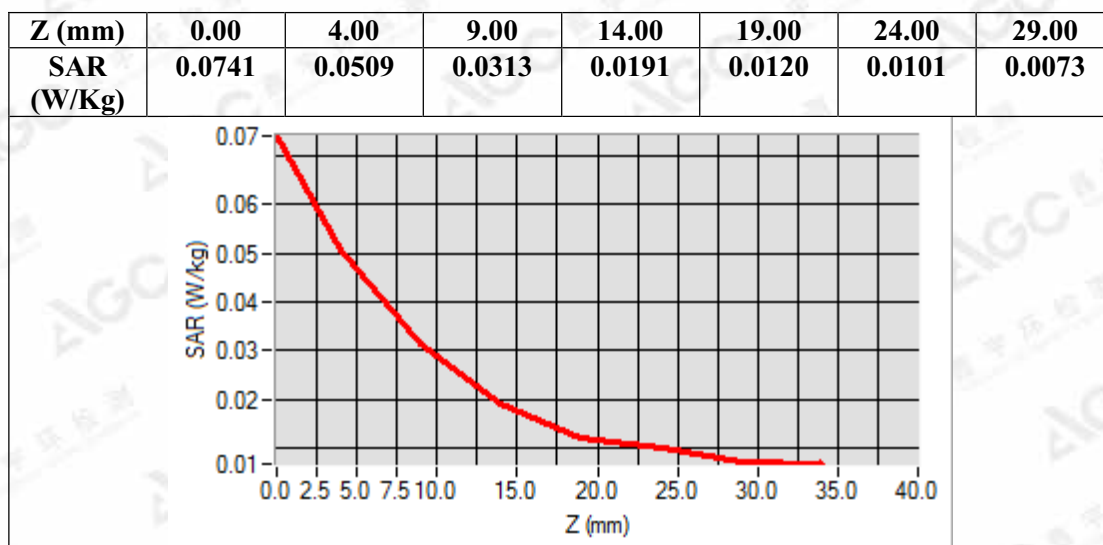


Maximum location: X=1.00, Y=24.00

SAR Peak: 0.08 W/kg

SAR 10g (W/Kg)	0.027529
SAR 1g (W/Kg)	0.048070

The results shown in this test report refer only to the sample(s) tested unless otherwise stated and the sample(s) are retained for 30 days only. The document is issued by AGC, this document cannot be reproduced except in full with our prior written permission. The more details and the authenticity of the report will be confirmed at <http://www.agc-cert.com>.



The results shown in this test report refer only to the sample(s) tested unless otherwise stated and the sample(s) are retained for 30 days only. The document is issued by AGC, this document cannot be reproduced except in full with our prior written permission. The more details and the authenticity of the report will be confirmed at <http://www.agc-cert.com>.

Test Laboratory: AGC Lab
DECT 1900 Mid-Body-Front

Date: July 12,2017

DUT: DECT 6.0 Cordless Phone with Bluetooth - Handset ; Type: RT803XT

Communication System: DECT; Communication System Band: 1900; Duty Cycle: 1:24; Conv.F=5.90
Frequency: 1924.992 MHz; Medium parameters used: $f = 1900$ MHz; $\sigma = 1.50$ mho/m; $\epsilon_r = 53.89$; $\rho = 1000$ kg/m³ ;
Phantom section: Flat Section
Ambient temperature (°C):22.5, Liquid temperature (°C):21.7

SATIMO Configuration:

Probe: SSE5; Calibrated: 12/05/2016 Serial No.: SN 14/16 EP308

Sensor-Surface: 4mm (Mechanical Surface Detection)

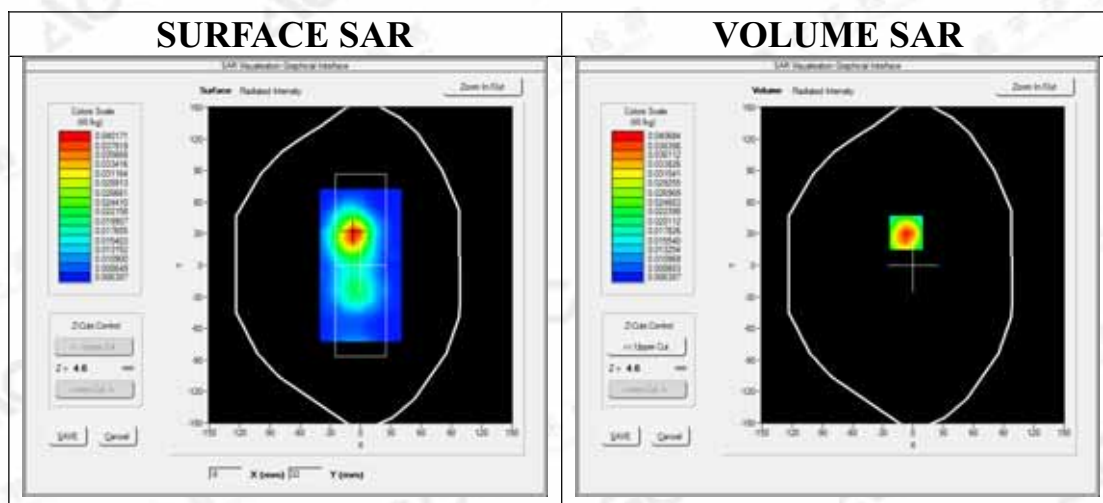
Phantom: SAM twin phantom

Measurement SW: OpenSAR V4_02_32

Configuration1900 Mid-Body- Front/Area Scan: Measurement grid: dx=8mm, dy=8mm

Configuration1900 Mid-Body- Front/Zoom Scan: Measurement grid: dx=8mm,dy=8mm, dz=5mm;

Area Scan	sam_direct_droit2_surf8mm.txt
ZoomScan	5x5x7,dx=8mm dy=8mm dz=5mm,Complete
Phantom	Validation plane
Device Position	Body Front
Band	DECT
Channels	Middle
Signal	Crest factor: 24

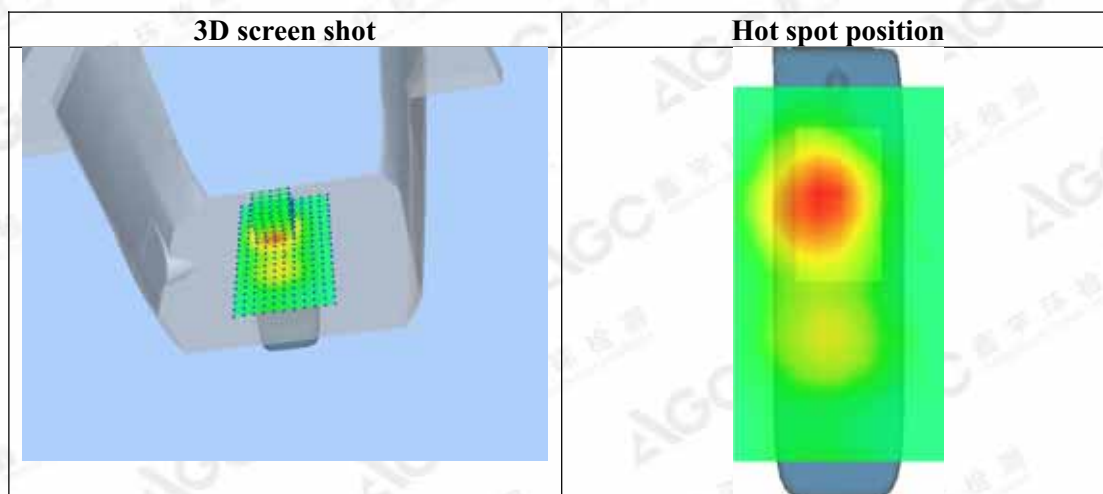
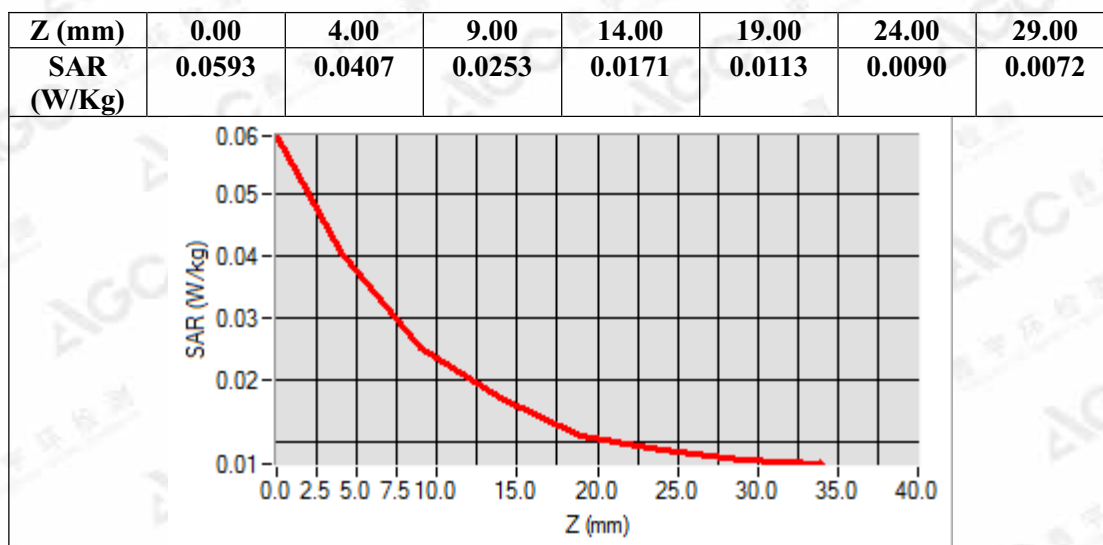


Maximum location: X=-7.00, Y=31.00

SAR Peak: 0.06 W/kg

SAR 10g (W/Kg)	0.022935
SAR 1g (W/Kg)	0.038878

The results shown in this test report refer only to the sample(s) tested unless otherwise stated and the sample(s) are retained for 30 days only. The document is issued by AGC, this document cannot be reproduced except in full with our prior written permission. The more details and the authenticity of the report will be confirmed at <http://www.agc-cert.com>.



The results shown in this test report refer only to the sample(s) tested unless otherwise stated and the sample(s) are retained for 30 days only. The document is issued by AGC, this document cannot be reproduced except in full with our prior written permission. The more details and the authenticity of the report will be confirmed at <http://www.agc-cert.com>.

Battery - Coslight 300mAh
Test Laboratory: AGC Lab
DECT 1900 Mid-Touch- Left
DUT: DECT 6.0 Cordless Phone with Bluetooth - Handset ; Type: RT803XT

Date: July 12,2017

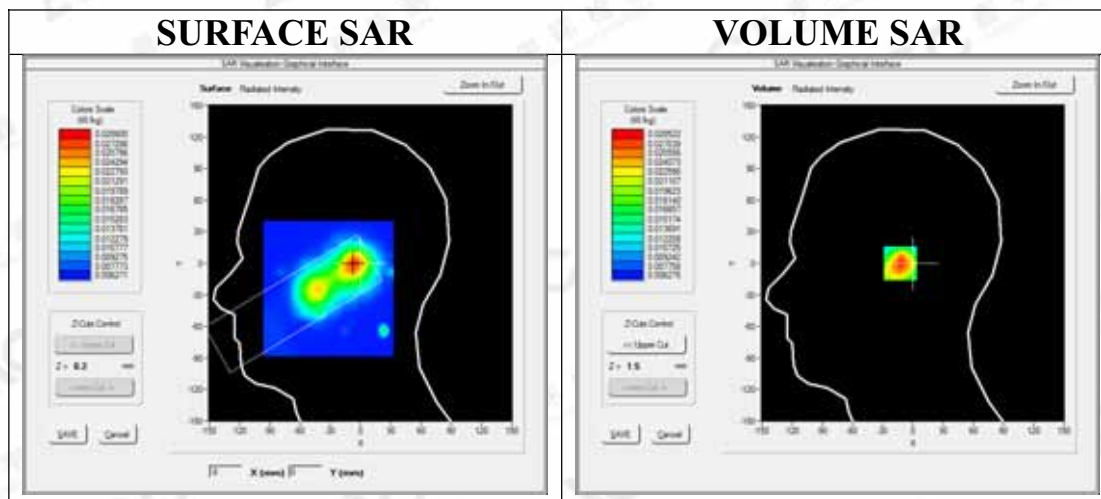
Communication System: DECT; Communication System Band: 1900; Duty Cycle: 1:24; Conv.F=5.74
Frequency: 1924.992 MHz; Medium parameters used: $f = 1900$ MHz; $\sigma = 1.39$ mho/m; $\epsilon_r = 40.41$, $\rho = 1000$ kg/m³ ;
Phantom section: Left Section
Ambient temperature (°C):22.5, Liquid temperature (°C):21.5

SATIMO Configuration:

Probe: SSE5; Calibrated: 12/05/2016 Serial No.: SN 14/16 EP308
Sensor-Surface: 4mm (Mechanical Surface Detection)
Phantom: SAM twin phantom
Measurement SW: OpenSAR V4_02_32

Configuration/1900 Mid-Touch- Left /Area Scan: Measurement grid: dx=8mm, dy=8mm
Configuration/1900 Mid-Touch- Left t/Zoom Scan: Measurement grid: dx=8mm,dy=8mm, dz=5mm;

Area Scan	sam_direct_droit2_surf8mm.txt
ZoomScan	5x5x7,dx=8mm dy=8mm dz=5mm,Complete
Phantom	Left head
Device Position	Cheek
Band	DECT
Channels	Middle
Signal	Crest factor: 24

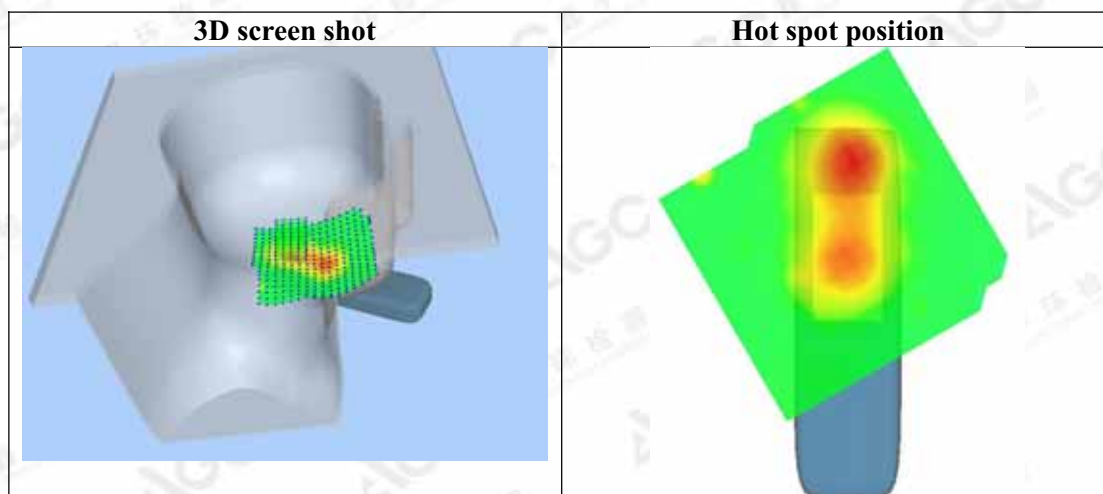
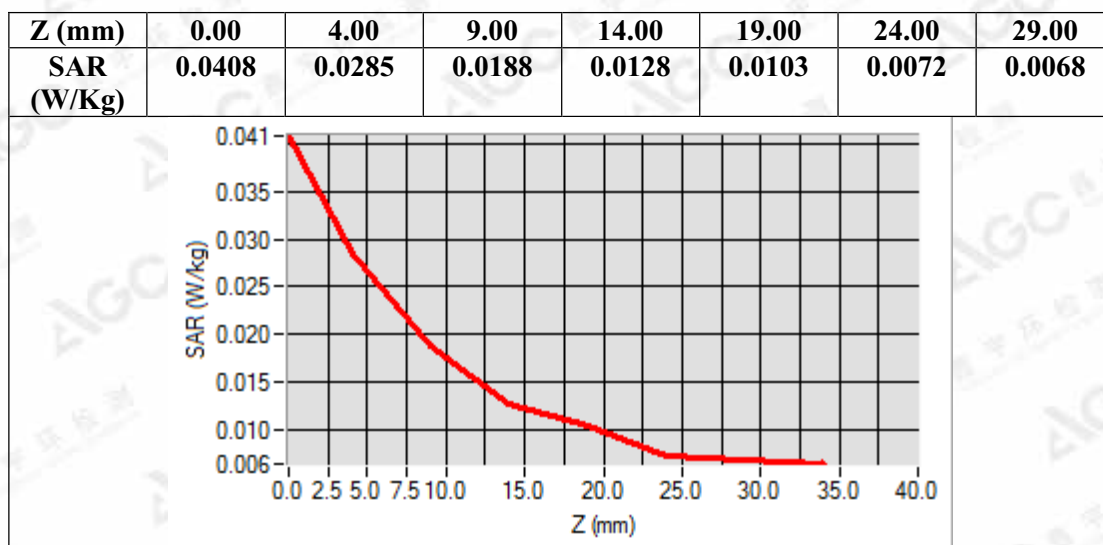


Maximum location: X=-7.00, Y=0.00

SAR Peak: 0.04 W/kg

SAR 10g (W/Kg)	0.016996
SAR 1g (W/Kg)	0.027317

The results shown in this test report refer only to the sample(s) tested unless otherwise stated and the sample(s) are retained for 30 days only. The document is issued by AGC, this document cannot be reproduced except in full with our prior written permission. The more details and the authenticity of the report will be confirmed at <http://www.agc-cert.com>.



The results shown in this test report refer only to the sample(s) tested unless otherwise stated and the sample(s) are retained for 30 days only. The document is issued by AGC, this document cannot be reproduced except in full with our prior written permission. The more details and the authenticity of the report will be confirmed at <http://www.agc-cert.com>.

Test Laboratory: AGC Lab

Date: July 12, 2017

DECT 1900 Mid- Tilt - Left

DUT: DECT 6.0 Cordless Phone with Bluetooth - Handset ; Type: RT803XT

Communication System: DECT; Communication System Band: 1900; Duty Cycle: 1:24; Conv.F=5.74

Frequency: 1924.992 MHz; Medium parameters used: $f = 1900$ MHz; $\sigma = 1.39$ mho/m; $\epsilon_r = 40.41$, $\rho = 1000$ kg/m³ ;

Phantom section: Left Section

Ambient temperature (°C):22.5, Liquid temperature (°C):21.5

SATIMO Configuration:

Probe: SSE5; Calibrated: 12/05/2016 Serial No.: SN 14/16 EP308

Sensor-Surface: 4mm (Mechanical Surface Detection)

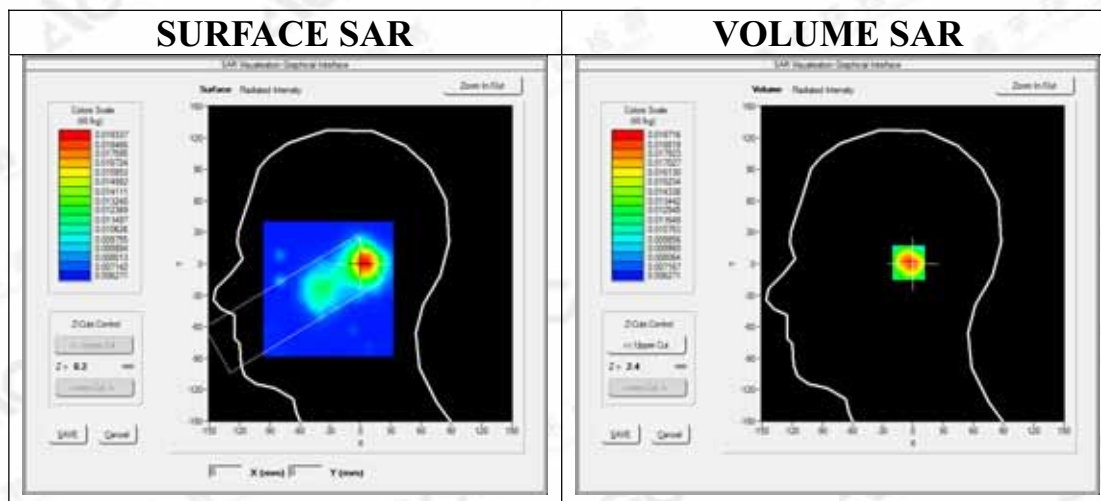
Phantom: SAM twin phantom

Measurement SW: OpenSAR V4_02_32

Configuration/1900 Mid- Tilt - Left /Area Scan: Measurement grid: dx=8mm, dy=8mm

Configuration/1900 Mid- Tilt - Left t/Zoom Scan: Measurement grid: dx=8mm,dy=8mm, dz=5mm;

Area Scan	sam_direct_droit2_surf8mm.txt
ZoomScan	5x5x7,dx=8mm dy=8mm dz=5mm,Complete
Phantom	Left head
Device Position	Tilt
Band	DECT
Channels	Middle
Signal	Crest factor: 24

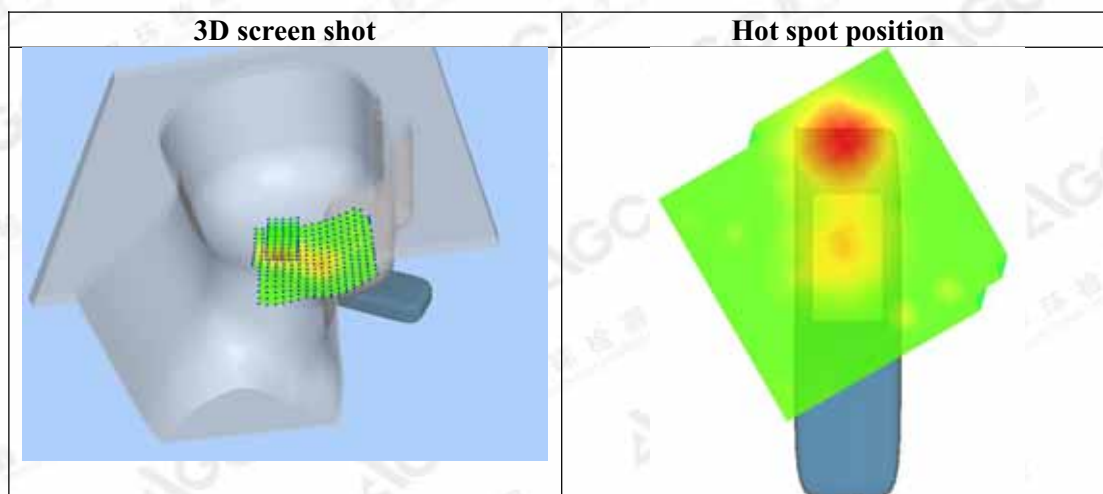
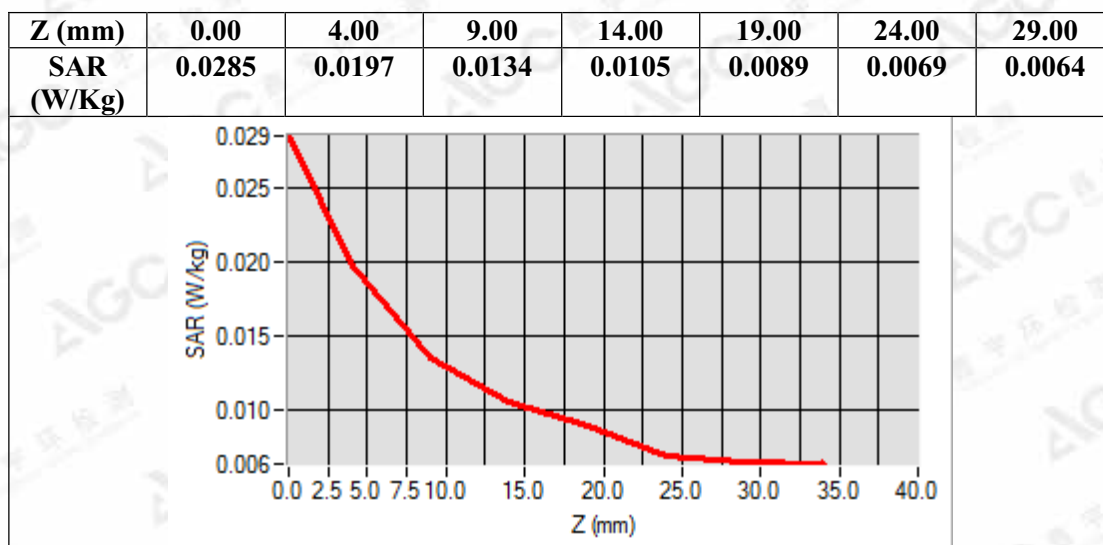


Maximum location: X=3.00, Y=1.00

SAR Peak: 0.03 W/kg

SAR 10g (W/Kg)	0.012365
SAR 1g (W/Kg)	0.019086

The results shown in this test report refer only to the sample(s) tested unless otherwise stated and the sample(s) are retained for 30 days only. The document is issued by AGC, this document cannot be reproduced except in full with our prior written permission. The more details and the authenticity of the report will be confirmed at <http://www.agc-cert.com>.



The results shown in this test report refer only to the sample(s) tested unless otherwise stated and the sample(s) are retained for 30 days only. The document is issued by AGC, this document cannot be reproduced except in full with our prior written permission. The more details and the authenticity of the report will be confirmed at <http://www.agc-cert.com>.

Test Laboratory: AGC Lab
DECT 1900 Mid-Touch- Right
DUT: DECT 6.0 Cordless Phone with Bluetooth - Handset ; Type: RT803XT

Date: July 12,2017

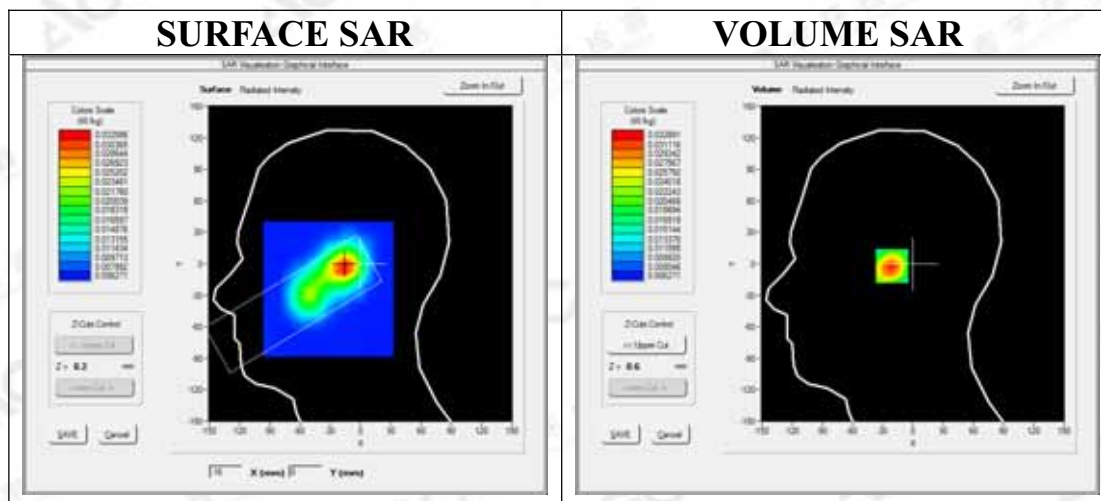
Communication System: DECT; Communication System Band: 1900; Duty Cycle: 1:24; Conv.F=5.74
Frequency: 1924.992 MHz; Medium parameters used: $f = 1900$ MHz; $\sigma = 1.39$ mho/m; $\epsilon_r = 40.41$, $\rho = 1000$ kg/m³ ;
Phantom section: Right Section
Ambient temperature (°C):22.5, Liquid temperature (°C):21.5

SATIMO Configuration:

Probe: SSE5; Calibrated: 12/05/2016 Serial No.: SN 14/16 EP308
Sensor-Surface: 4mm (Mechanical Surface Detection)
Phantom: SAM twin phantom
Measurement SW: OpenSAR V4_02_32

Configuration/1900 Mid-Touch- Right /Area Scan: Measurement grid: dx=8mm, dy=8mm
Configuration/1900 Mid-Touch- Right t/Zoom Scan: Measurement grid: dx=8mm,dy=8mm, dz=5mm;

Area Scan	sam_direct_droit2_surf8mm.txt
ZoomScan	5x5x7,dx=8mm dy=8mm dz=5mm,Complete
Phantom	Right head
Device Position	Cheek
Band	DECT
Channels	Middle
Signal	Crest factor: 24

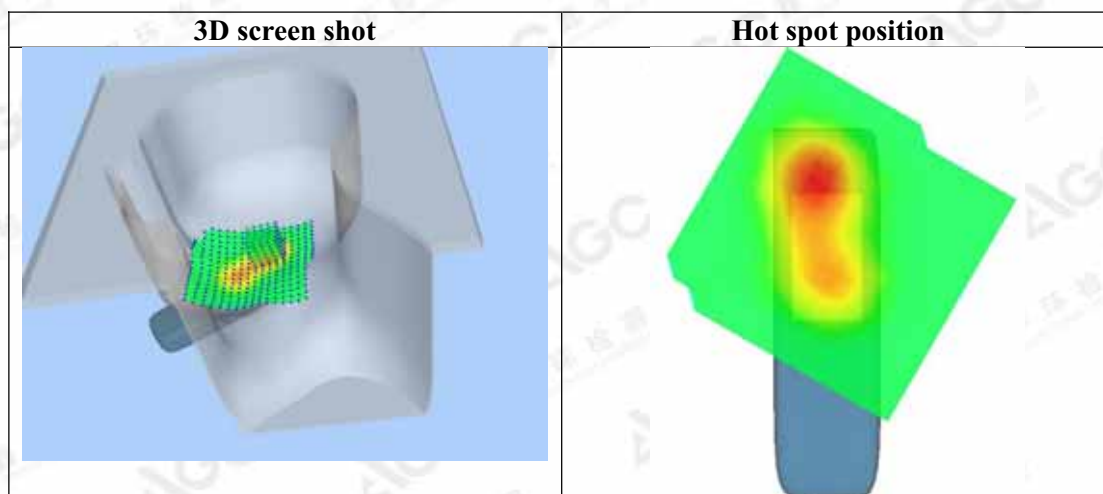
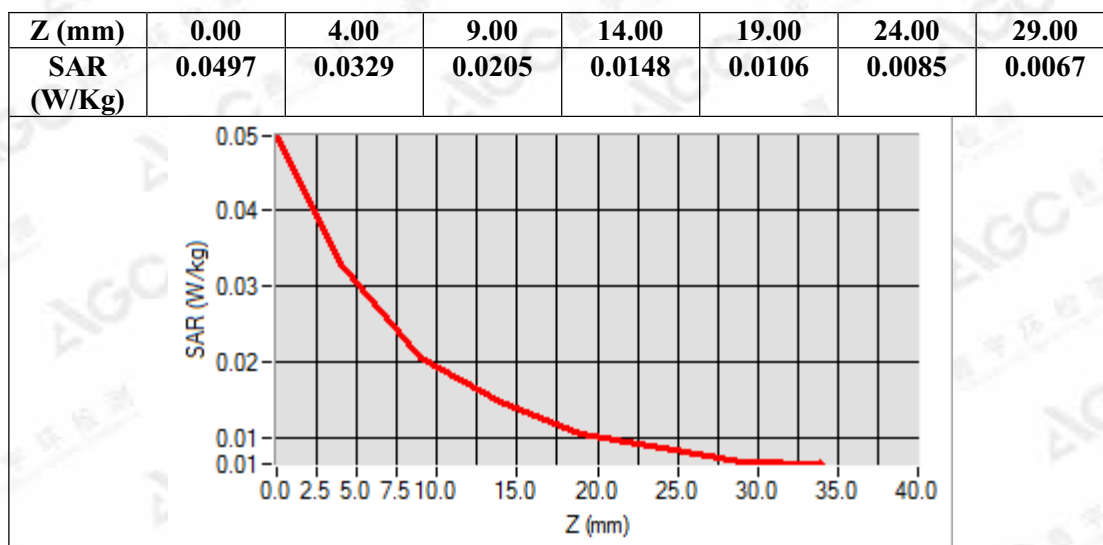


Maximum location: X=-16.00, Y=-2.00

SAR Peak: 0.05 W/kg

SAR 10g (W/Kg)	0.019384
SAR 1g (W/Kg)	0.031927

The results shown in this test report refer only to the sample(s) tested unless otherwise stated and the sample(s) are retained for 30 days only. The document is issued by AGC, this document cannot be reproduced except in full with our prior written permission. The more details and the authenticity of the report will be confirmed at <http://www.agc-cert.com>.



The results shown in this test report refer only to the sample(s) tested unless otherwise stated and the sample(s) are retained for 30 days only. The document is issued by AGC, this document cannot be reproduced except in full with our prior written permission. The more details and the authenticity of the report will be confirmed at <http://www.agc-cert.com>.

Test Laboratory: AGC Lab
DECT 1900 Mid- Tilt - Right

Date: July 12,2017

DUT: DECT 6.0 Cordless Phone with Bluetooth - Handset ; Type: RT803XT

Communication System: DECT; Communication System Band: 1900; Duty Cycle: 1:24; Conv.F=5.74
Frequency: 1924.992 MHz; Medium parameters used: $f = 1900$ MHz; $\sigma = 1.39$ mho/m; $\epsilon_r = 40.41$, $\rho = 1000$ kg/m³ ;
Phantom section: Right Section
Ambient temperature (°C):22.5, Liquid temperature (°C):21.5

SATIMO Configuration:

Probe: SSE5; Calibrated: 12/05/2016 Serial No.: SN 14/16 EP308

Sensor-Surface: 4mm (Mechanical Surface Detection)

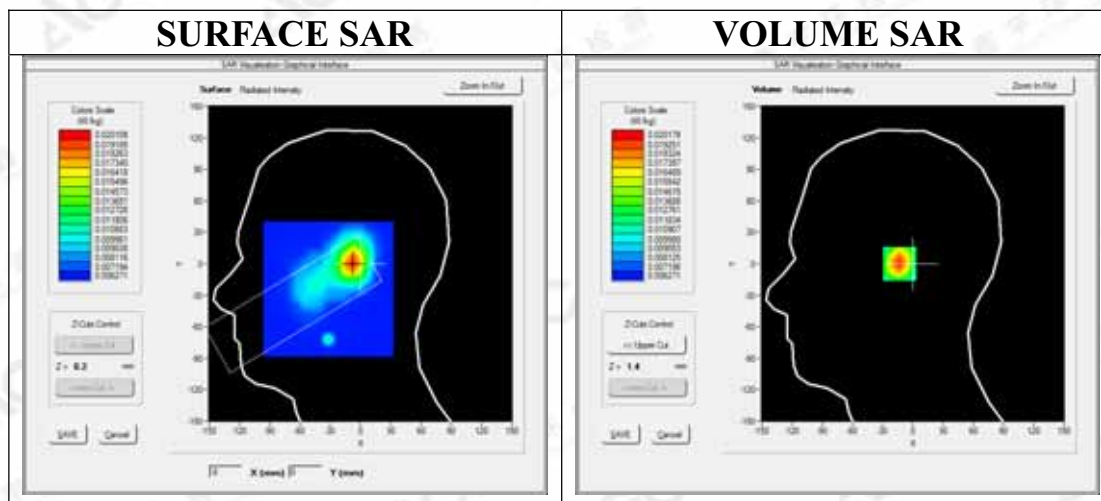
Phantom: SAM twin phantom

Measurement SW: OpenSAR V4_02_32

Configuration/1900 Mid- Tilt - Right /Area Scan: Measurement grid: dx=8mm, dy=8mm

Configuration/1900 Mid- Tilt - Right t/Zoom Scan: Measurement grid: dx=8mm,dy=8mm, dz=5mm;

Area Scan	sam_direct_droit2_surf8mm.txt
ZoomScan	5x5x7,dx=8mm dy=8mm dz=5mm,Complete
Phantom	Right head
Device Position	Tilt
Band	DECT
Channels	Middle
Signal	Crest factor: 24

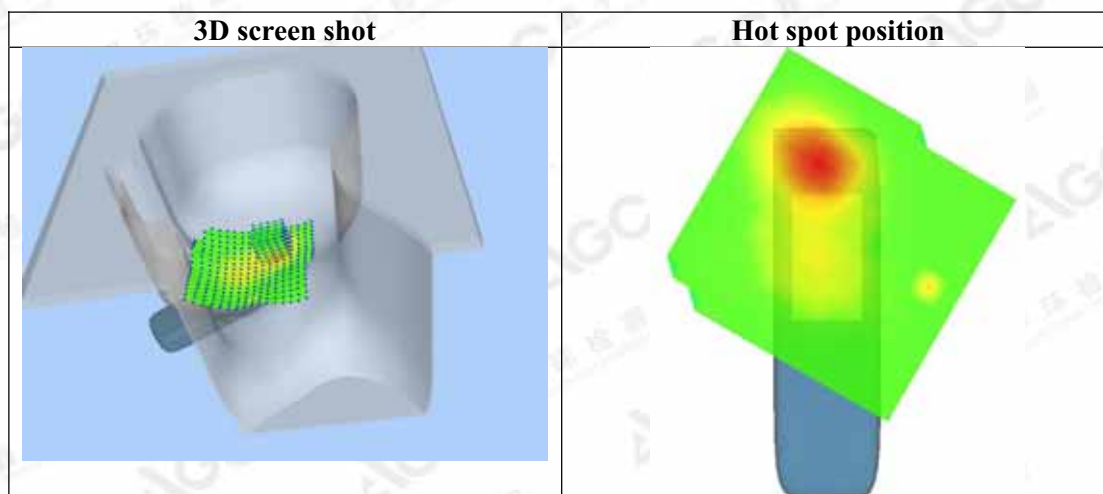
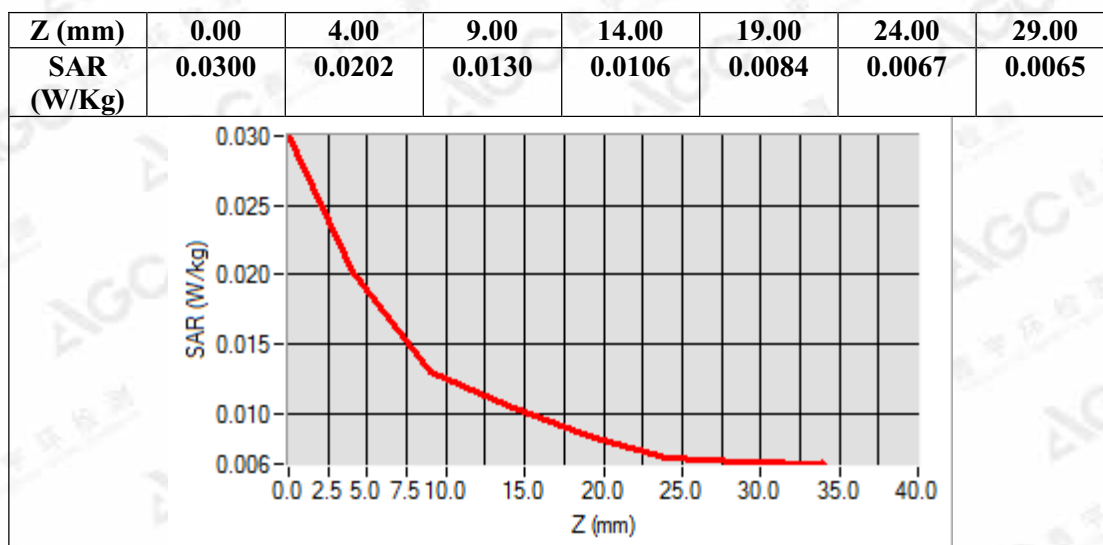


Maximum location: X=-8.00, Y=0.00

SAR Peak: 0.03 W/kg

SAR 10g (W/Kg)	0.012739
SAR 1g (W/Kg)	0.019591

The results shown in this test report refer only to the sample(s) tested unless otherwise stated and the sample(s) are retained for 30 days only. The document is issued by AGC, this document cannot be reproduced except in full with our prior written permission. The more details and the authenticity of the report will be confirmed at <http://www.agc-cert.com>.



The results shown in this test report refer only to the sample(s) tested unless otherwise stated and the sample(s) are retained for 30 days only. The document is issued by AGC, this document cannot be reproduced except in full with our prior written permission. The more details and the authenticity of the report will be confirmed at <http://www.agc-cert.com>.

Test Laboratory: AGC Lab

Date: July 12, 2017

DECT 1900 Mid-Face-Up

DUT: DECT 6.0 Cordless Phone with Bluetooth - Handset ; Type: RT803XT

Communication System: DECT; Communication System Band: 1900; Duty Cycle: 1:24; Conv.F=5.74

Frequency: 1924.992 MHz; Medium parameters used: $f = 1900$ MHz; $\sigma = 1.39$ mho/m; $\epsilon_r = 40.41$, $\rho = 1000$ kg/m³ ;

Phantom section: Flat Section

Ambient temperature (°C):22.5, Liquid temperature (°C):21.5

SATIMO Configuration:

Probe: SSE5; Calibrated: 12/05/2016 Serial No.: SN 14/16 EP308

Sensor-Surface: 4mm (Mechanical Surface Detection)

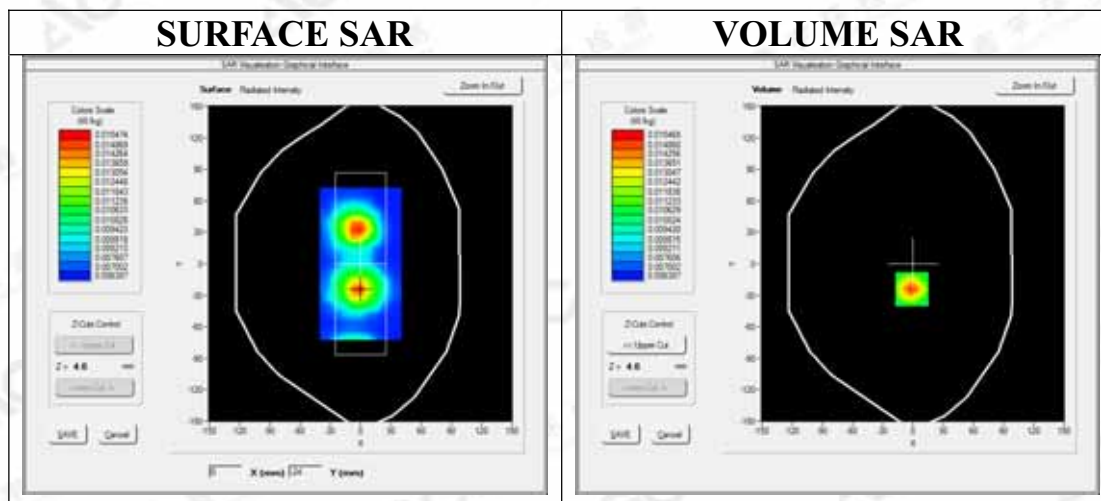
Phantom: SAM twin phantom

Measurement SW: OpenSAR V4_02_32

Configuration/1900 Mid-Face-Up /Area Scan: Measurement grid: dx=8mm, dy=8mm

Configuration/1900 Mid-Face-Up /Zoom Scan: Measurement grid: dx=8mm, dy=8mm, dz=5mm;

Area Scan	sam_direct_droit2_surf8mm.txt
ZoomScan	5x5x7, dx=8mm dy=8mm dz=5mm, Complete
Phantom	Validation plane
Device Position	Face Up
Band	DECT
Channels	Middle
Signal	Crest factor: 24

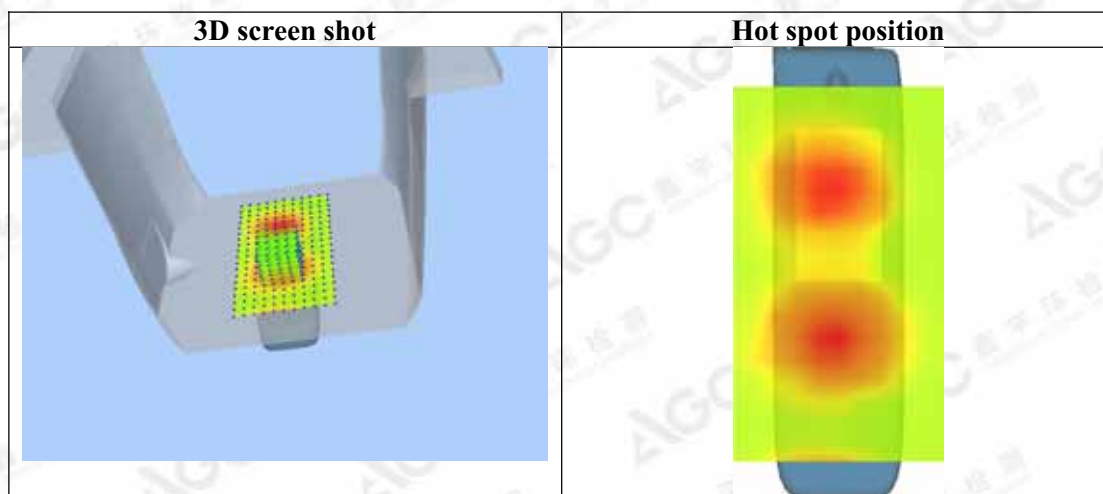
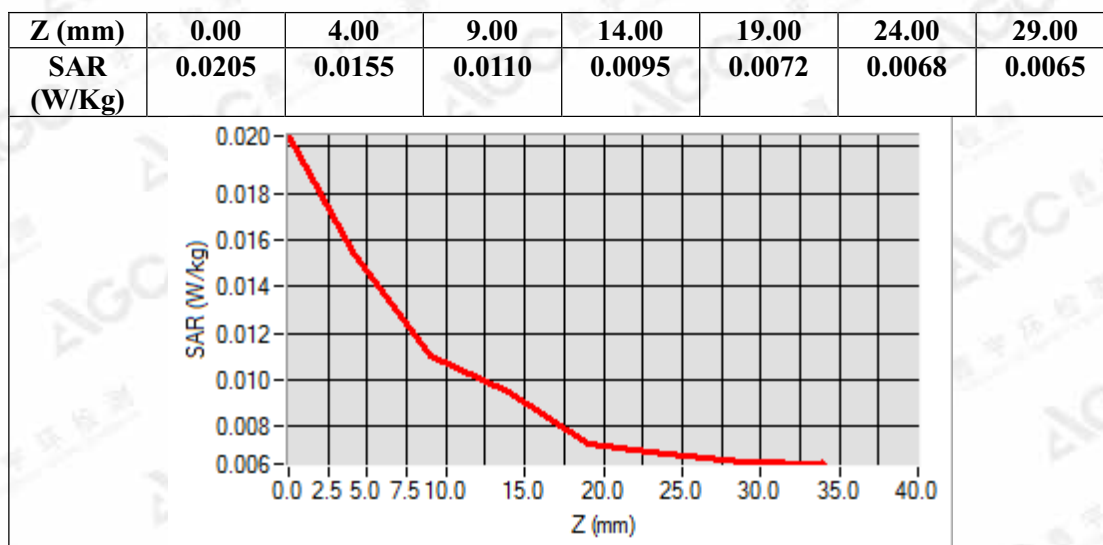


Maximum location: X=-1.00, Y=-24.00

SAR Peak: 0.02 W/kg

SAR 10g (W/Kg)	0.010289
SAR 1g (W/Kg)	0.014483

The results shown in this test report refer only to the sample(s) tested unless otherwise stated and the sample(s) are retained for 30 days only. The document is issued by AGC, this document cannot be reproduced except in full with our prior written permission. The more details and the authenticity of the report will be confirmed at <http://www.agc-cert.com>.



The results shown in this test report refer only to the sample(s) tested unless otherwise stated and the sample(s) are retained for 30 days only. The document is issued by AGC, this document cannot be reproduced except in full with our prior written permission. The more details and the authenticity of the report will be confirmed at <http://www.agc-cert.com>.

Test Laboratory: AGC Lab
DECT 1900 Mid-Body-Back

Date: July 12,2017

DUT: DECT 6.0 Cordless Phone with Bluetooth - Handset ; Type: RT803XT

Communication System: DECT; Communication System Band: 1900; Duty Cycle: 1:24; Conv.F=5.90
Frequency: 1924.992 MHz; Medium parameters used: $f = 1900$ MHz; $\sigma = 1.50$ mho/m; $\epsilon_r = 53.89$; $\rho = 1000$ kg/m³ ;
Phantom section: Flat Section
Ambient temperature (°C):22.5, Liquid temperature (°C):21.7

SATIMO Configuration:

Probe: SSE5; Calibrated: 12/05/2016 Serial No.: SN 14/16 EP308

Sensor-Surface: 4mm (Mechanical Surface Detection)

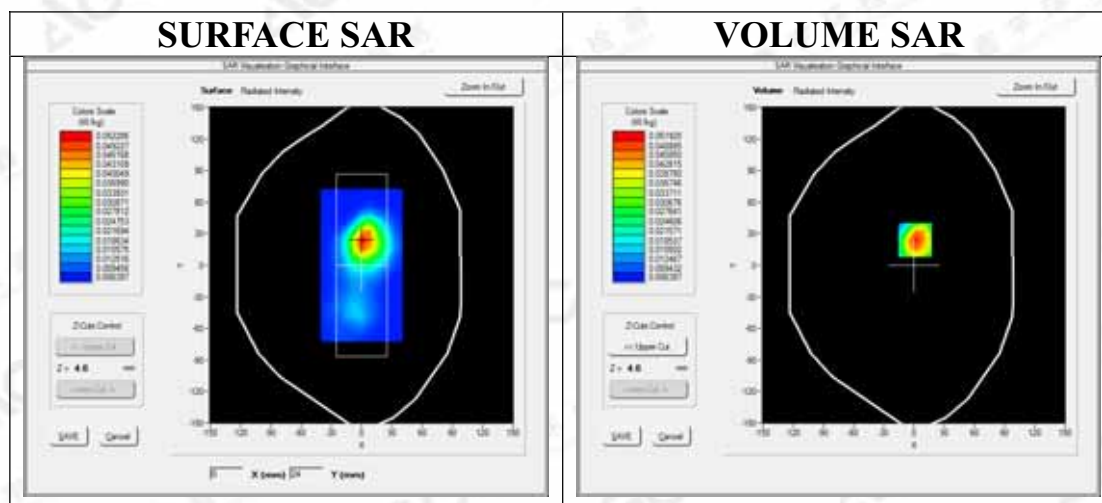
Phantom: SAM twin phantom

Measurement SW: OpenSAR V4_02_32

Configuration1900 Mid-Body- Back/Area Scan: Measurement grid: dx=8mm, dy=8mm

Configuration1900 Mid-Body- Back/Zoom Scan: Measurement grid: dx=8mm,dy=8mm, dz=5mm;

Area Scan	sam_direct_droit2_surf8mm.txt
ZoomScan	5x5x7,dx=8mm dy=8mm dz=5mm,Complete
Phantom	Validation plane
Device Position	Body Back
Band	DECT
Channels	Middle
Signal	Crest factor: 24

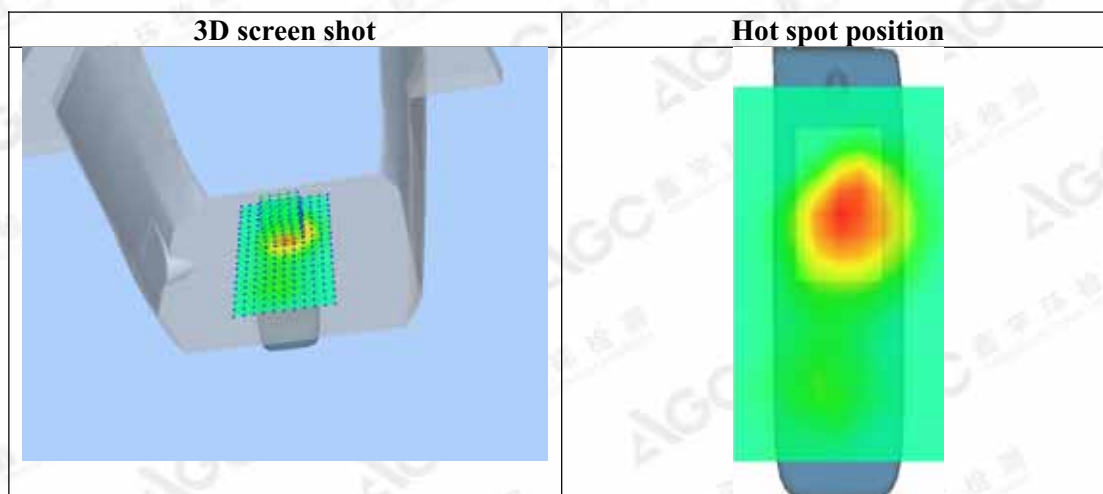
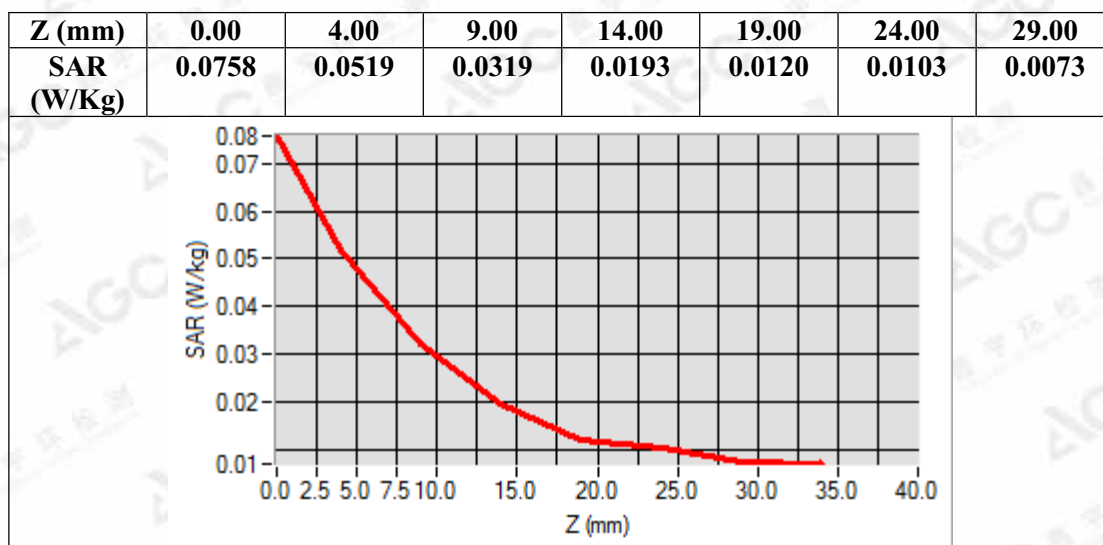


Maximum location: X=1.00, Y=24.00

SAR Peak: 0.08 W/kg

SAR 10g (W/Kg)	0.027946
SAR 1g (W/Kg)	0.049099

The results shown in this test report refer only to the sample(s) tested unless otherwise stated and the sample(s) are retained for 30 days only. The document is issued by AGC, this document cannot be reproduced except in full with our prior written permission. The more details and the authenticity of the report will be confirmed at <http://www.agc-cert.com>.



The results shown in this test report refer only to the sample(s) tested unless otherwise stated and the sample(s) are retained for 30 days only. The document is issued by AGC, this document cannot be reproduced except in full with our prior written permission. The more details and the authenticity of the report will be confirmed at <http://www.agc-cert.com>.

Test Laboratory: AGC Lab
DECT 1900 Mid-Body-Front

Date: July 12,2017

DUT: DECT 6.0 Cordless Phone with Bluetooth - Handset ; Type: RT803XT

Communication System: DECT; Communication System Band: 1900; Duty Cycle: 1:24; Conv.F=5.90
Frequency: 1924.992 MHz; Medium parameters used: $f = 1900$ MHz; $\sigma = 1.50$ mho/m; $\epsilon_r = 53.89$; $\rho = 1000$ kg/m³ ;
Phantom section: Flat Section
Ambient temperature (°C):22.5, Liquid temperature (°C):21.7

SATIMO Configuration:

Probe: SSE5; Calibrated: 12/05/2016 Serial No.: SN 14/16 EP308

Sensor-Surface: 4mm (Mechanical Surface Detection)

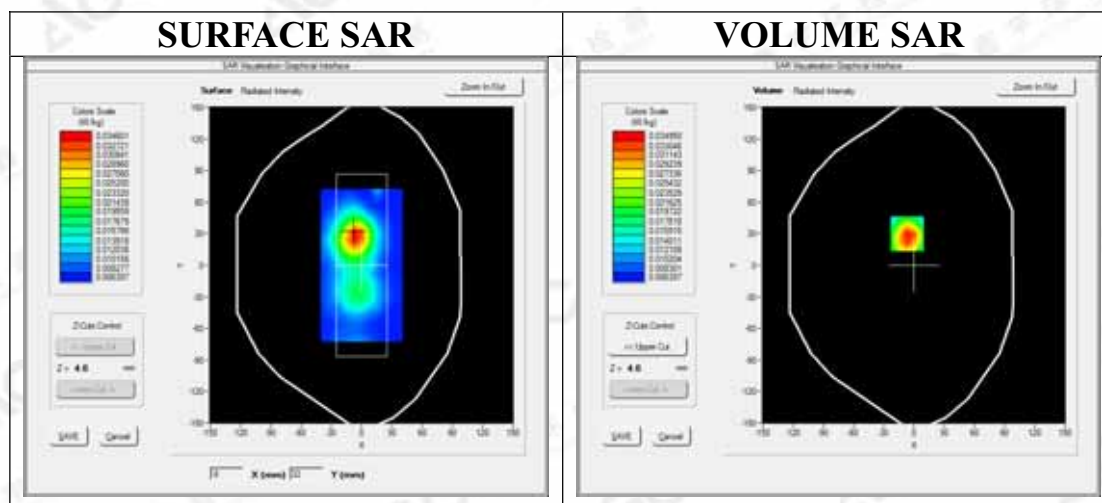
Phantom: SAM twin phantom

Measurement SW: OpenSAR V4_02_32

Configuration1900 Mid-Body- Front/Area Scan: Measurement grid: dx=8mm, dy=8mm

Configuration1900 Mid-Body- Front/Zoom Scan: Measurement grid: dx=8mm,dy=8mm, dz=5mm;

Area Scan	sam_direct_droit2_surf8mm.txt
ZoomScan	5x5x7,dx=8mm dy=8mm dz=5mm,Complete
Phantom	Validation plane
Device Position	Body Front
Band	DECT
Channels	Middle
Signal	Crest factor: 24

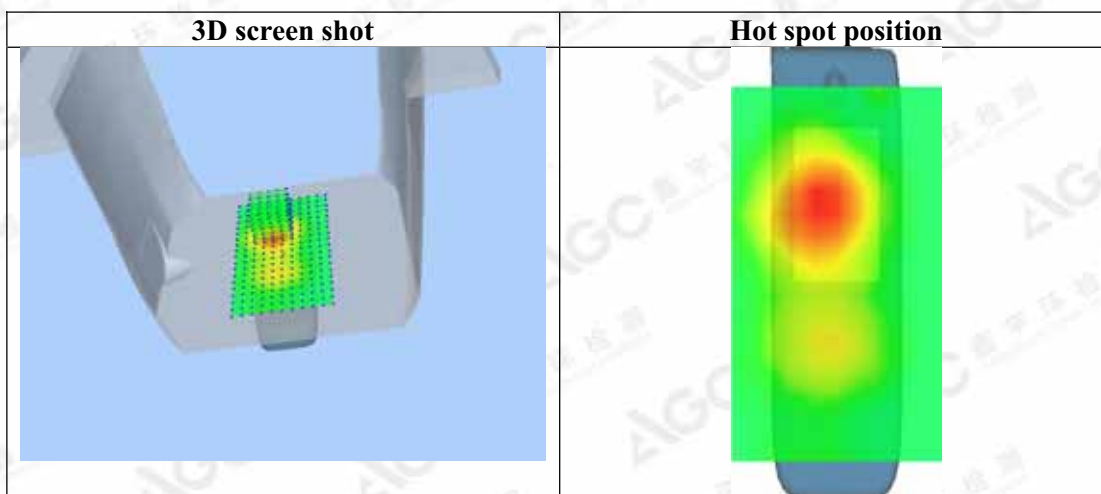
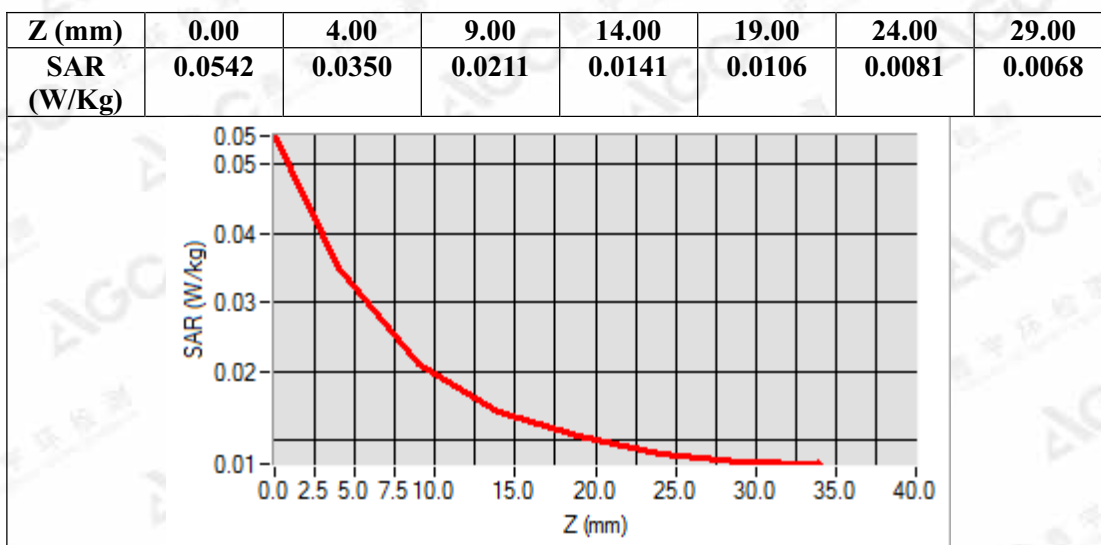


Maximum location: X=-7.00, Y=30.00

SAR Peak: 0.05 W/kg

SAR 10g (W/Kg)	0.020339
SAR 1g (W/Kg)	0.034181

The results shown in this test report refer only to the sample(s) tested unless otherwise stated and the sample(s) are retained for 30 days only. The document is issued by AGC, this document cannot be reproduced except in full with our prior written permission. The more details and the authenticity of the report will be confirmed at <http://www.agc-cert.com>.



The results shown in this test report refer only to the sample(s) tested unless otherwise stated and the sample(s) are retained for 30 days only. The document is issued by AGC, this document cannot be reproduced except in full with our prior written permission. The more details and the authenticity of the report will be confirmed at <http://www.agc-cert.com>.

APPENDIX C. TEST SETUP PHOTOGRAPHS & EUT PHOTOGRAPHS

Refer to Attached files.

APPENDIX D. CALIBRATION DATA

Refer to Attached files.

The results shown in this test report refer only to the sample(s) tested unless otherwise stated and the sample(s) are retained for 30 days only. The document is issued by AGC, this document cannot be reproduced except in full with our prior written permission. The more details and the authenticity of the report will be confirmed at <http://www.agc-cert.com>.