

iCVBT82SN.EXv23 Vanity Mirror - Quick Start Guide (English)
Size: 153 x 140 mm (folded)
Color: 2C + 2C (PMS Cool Gray 9C & PMS 2705C)
Material: 157gsm Art paper
FEB. 22, 2024




PMS Cool Gray 9C



PMS 2705C

Cover page

iHome Beauty
LUX PRO



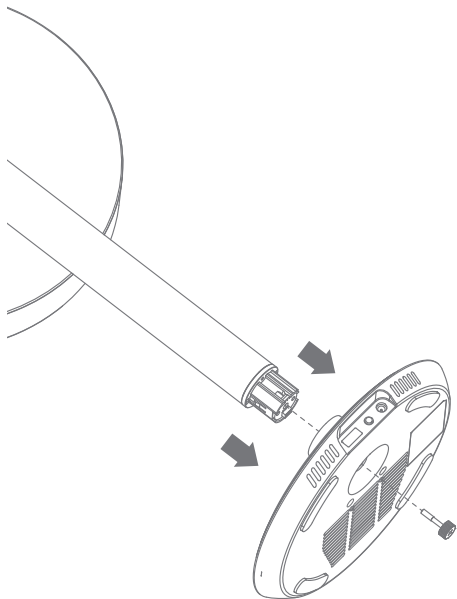
iCVBT82SN
Quick Start Guide



Installation

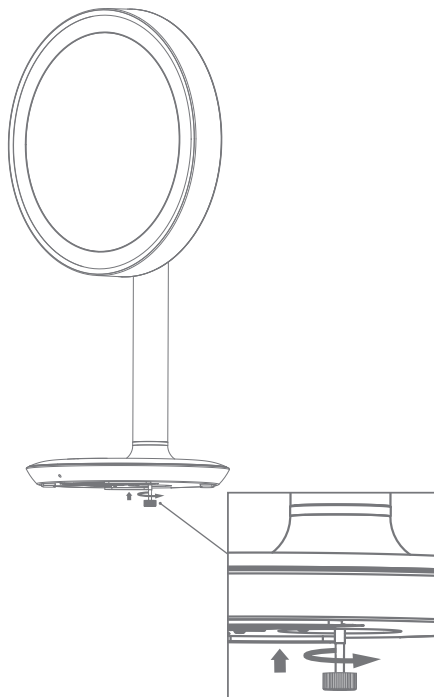
Step 1.

- Mirror Stem joined with the Bottom Base;



Step 2.

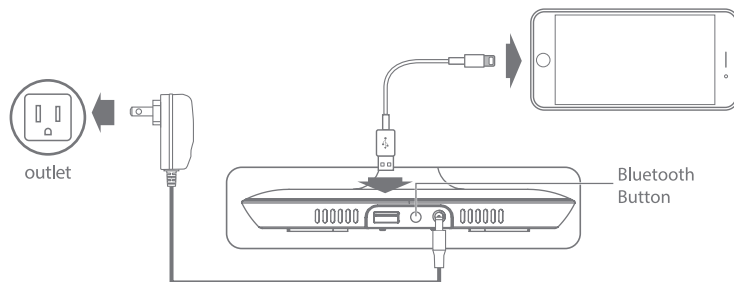
- Mounting the Nut, Screw to the Bottom Base.



Charging Mirror



- Connect included AC adapter to DC jack on back of mirror and the other end to a working wall outlet.



Charging Devices

Mirror **MUST** be connected to power for USB charging from the unit.

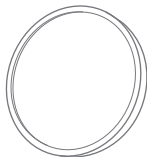
- Connect USB cable (not included) to USB port and the other end to your device to charge.

Light Function




- Press and hold the Light Button to adjust the lighting mode:
Bright white, Soft Yellow or Bright white
- Press and release the Light Button to select a brightness level:
Max/Hi/Mid/Lo/OFF

Detail Mirror + Cleaning Cloth



Removable Detail Mirror

The back of the 10x magnifying detail mirror has SimpleStick™ micro suction material for easily attaching and detaching almost anywhere on non-porous surfaces. If necessary, clean SimpleStick material with office tape.



Cleaning Cloth

Use the included cleaning cloth to keep the large surface and detail mirror smudge free.



- Press power button to turn speaker On or Off
- When mirror is On, press and hold the Bluetooth button on back of mirror for 2 seconds for pairing mode, indicated by the blinking Voice Button
- Select “iHome iCVBT82” on your device’s Bluetooth menu to connect



To cancel pairing, press the Bluetooth button again
To reset Bluetooth, press and hold Bluetooth button for 10 seconds



- Press to play / pause Bluetooth audio
- Press to answer/end Bluetooth calls
- Press and hold for 2 seconds to decline Bluetooth calls
- Quick double press for next track
- Quick triple press for previous track
- Press and hold for 2 seconds and wait for beep to activate voice control with Siri®/Google Assistant™



- Press to lower or raise volume

Voice control requires an active internet connection on connected Bluetooth device with iOS 10 and Android 4.1 and later. When activated, the speaker microphone acts as an extension of the microphone in your smartphone to make/take calls, enable you to ask Siri®/Google Assistant™ to play music and more.

WARNING/DISPOSAL OF UNIT

Do NOT attempt to change the battery. Doing so will void the warranty and could cause injury and damage to your device. To dispose of the unit, follow the instructions below:

- Never dispose of used batteries/electronics with ordinary solid wastes, since they may contain toxic substances.
- Always dispose of used batteries/electronics in accordance with the prevailing community regulations.
- Many electronics retailers now recycle batteries and other electronic components at no charge. To find a drop-off location near you, visit www.call2recycle.org

IMPORTANT SAFETY INSTRUCTIONS

Please heed all warnings, read and follow all instructions and keep these instructions handy for future reference.

1. Do not use this product near water.
2. Unplug unit and clean only with damp cloth. Stronger cleaning agents, such as Benzene, thinner or similar materials can damage the surface of the unit.
3. Do not block any ventilation openings. Install in accordance with the manufacturer's instructions.
4. Heat – This product should be situated away from heat sources such as radiators, heat registers, stoves or other appliances (including amplifiers) that produce heat.
5. Only use attachments/accessories specified by the manufacturer.
6. Unplug this product during lightning storms or when unused for long periods of time.
7. Damage Requiring Service – This product should be serviced by qualified service personnel when:
 - Plug has been damaged.
 - Objects have fallen into or liquid has been spilled into the enclosure.
 - The unit has been exposed to rain. The unit has been dropped or the enclosure damaged.
 - The unit exhibits a marked change in performance or does not operate normally.
8. No naked flame sources, such as lighted candles, should be placed on this product.
9. Attention should be drawn to the environmental aspects of battery disposal.
10. This product is suitable for use in tropical and/or moderate climates.

WARNING:

- To reduce the risk of fire or electric shock, do not expose this product to rain or moisture.
- Do not dispose of batteries in the household trash or fire.
- The mains plug of power adaptor is used as the disconnect device, it shall remain readily operable.
- If the unit is to be unused for an extended period of time, such as a month or longer, charge the unit fully before storage.
- Sunlight: Never place the mirror in or expose the mirror to direct sunlight. The sun's rays can reflect to become focused and cause excessive heat and/or fire. Do not use mirror in direct sunlight as reflected sunlight could injure eyes.

FCC Information

This equipment complies with FCC RF radiation exposure limits set forth for an uncontrolled environment.

This device complies with Part 15 of the FCC Rules, operation is subject to the following two conditions:

(1) This device may not cause harmful interference, and (2) this device must accept any interference received, including interference that may cause undesired operation.

- Warning: Changes or modifications to this unit not expressly approved by the party responsible for compliance could void the user's authority to operate the equipment.
- NOTE: This equipment has been tested and found to comply with the limits for a Class B digital device, pursuant to Part 15 of the FCC Rules.

These limits are designed to provide reasonable protection against harmful interference in a residential installation. This equipment generates, uses and can radiate radio frequency energy and, if not installed and used in accordance with the instructions, may cause harmful interference to radio communications.

However, there is no guarantee that interference will not occur in a particular installation. If this equipment does cause harmful interference to radio or television reception, which can be determined by turning the equipment off and on, the user is encouraged to try to correct the interference by one or more of the following measures:

- Reorient or relocate the receiving antenna.
- Increase the separation between the equipment and receiver.
- Connect the equipment into an outlet on a circuit different from that to which the receiver is connected.
- Consult the dealer or an experienced radio/TV technician for help.

This equipment should be installed and operated with minimum distance 20cm/8 in between the radiator & your body.

ISED Information

This equipment complies with IC RSS-102 radiation exposure limits set forth for an uncontrolled environment.

This device contains licence-exempt transmitter(s)/receiver(s) that comply with Innovation, Science and Economic Development Canada's licence-exempt RSS(s). Operation is subject to the following two conditions:

- (1) This device may not cause interference.
- (2) This device must accept any interference, including interference that may cause undesired operation of the device.

The device comply with ISED RF exposure requirement, users can obtain Canadian information on RF exposure and compliance.

This equipment should be installed and operated with a minimum distance of 20 cm between the radiator and your body.

Any Changes or modifications not expressly approved by the party responsible for compliance could void the user's authority to operate the equipment.

Cet équipement est conforme aux limites d'exposition aux radiations IC CNR-102 établies pour un environnement non contrôlé.

L'émetteur/récepteur exempt de licence contenu dans le présent appareil est conforme aux CNR d'Innovation, Sciences et Développement économique Canada applicables aux appareils radio exempts de licence. L'exploitation est autorisée aux deux conditions suivantes :

- (1) L'appareil ne doit pas produire de brouillage;
- (2) L'appareil doit accepter tout brouillage radioélectrique subi, même si le brouillage est susceptible d'en compromettre le fonctionnement.

L'appareil est conforme aux exigences d'exposition RF ISED, les utilisateurs peuvent obtenir des informations canadiennes sur l'exposition aux RF et la conformité.

Cet équipement doit être installé et utilisé avec une distance minimale de 20 cm entre le radiateur et votre corps.

Tout changement ou modification non expressément approuvé par la partie responsable de la conformité peut annuler l'autorité de l'utilisateur à utiliser l'équipement.

CAN ICES-3(B) / NMB-3(B)

WARRANTY

For product support information and warranty please visit:
www.ihome.com/support

© 2024 SDI Technologies, Inc. All rights reserved
Questions? Visit www.ihome.com

The iHome logo is displayed in white text on a purple rounded rectangular background. The word "iHome" is written in a clean, sans-serif font, with the "i" and "H" being slightly larger than the other letters.