

iBT371 QSG (Trefan version)

Size: 180 x 100 (mm)

Folded: 60 x 100 (mm)

Date: Dec 02, 2024 v15

Material: 120gsm art paper



PMS7694C

BACK



FRONT

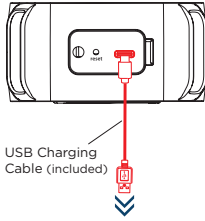
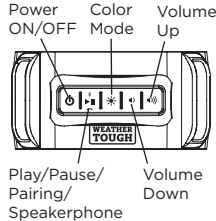
iHome

Waterproof Floatable Wireless Speaker
Model: iBT371

QUICK START GUIDE



In the Box » iBT371 speaker » charging cable » carry strap



USB Charging
Cable (included)

**CHARGE UNIT
BEFORE USE
ABOUT 3 HOURS**

Charge via USB AC
adapter (not included)
or other powered
USB port

LED Status Indicator

Quick Flashing red = low battery

Steady red = charging

LED OFF = fully charged

Flashing blue = pairing

Solid blue = Bluetooth connected

For warranty and full instructions
visit: <https://support.ihome.com/>

BLUETOOTH®: PAIRING & PLAYING

Pairing the First Time



Manual Pairing



- » Make your Bluetooth device "discoverable"
- » Press and hold **Power Button** for 2 seconds to turn speaker ON.
- » The first time the unit is powered on it will enter auto-pairing mode.
- » Select "iHome iBT371" on your device's Bluetooth menu to complete pairing.
- » To manually pair, power ON then press and hold **Pairing Button** for 2 second
- » Press the **Play/Pause Button** to play/pause music use the control on your device to navigate tracks.

COLOR CHANGING MODES



SLOW » FAST » SINGLE COLOR
PULSE TO MUSIC » PRESET PULSE » OFF

- » Press the **Color Mode Button** to cycle through modes

SPEAKERPHONE

Answer Call



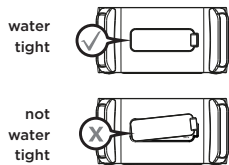
End Call



- » The speaker must be on and connected with a paired Bluetooth device to receive calls.
- » When a call is received, playing music is muted to hear the ring tone. Press the **Pairing/Speakerphone Button** to answer call. For call waiting function, use phone controls on your device.
- » Press the **Pairing/Speakerphone Button** again to end call and resume previous function.
- » Press and hold the **Pairing/Speakerphone Button** to reject call.

WATERPROOF OPERATION

- » For waterproof operation, ensure the waterproof cover on side of unit is pressed completely flush with the unit.



For warranty and full instructions
visit: <https://support.ihome.com/>

FCC Information

FCC Radiation Exposure Statement

This equipment complies with FCC RF radiation exposure limits set forth for an uncontrolled environment.

This device complies with Part 15 of the FCC Rules, operation is subject to the following two conditions: (1) This device may not cause harmful interference, and (2) this device must accept any interference received, including interference that may cause undesired operation.

- Warning: Changes or modifications to this unit not expressly approved by the party responsible for compliance could void the user's authority to operate the equipment.
- NOTE: This equipment has been tested and found to comply with the limits for a Class B digital device, pursuant to Part 15 of the FCC Rules.

These limits are designed to provide reasonable protection against harmful interference in a residential installation. If this equipment does cause harmful interference to radio or television reception, which can be determined by turning the equipment off and on, the user is encouraged to try to correct the interference by one or more of the following measures:

- Reorient or relocate the receiving antenna.
- Increase the separation between the equipment and receiver.
- Connect the equipment into an outlet on a circuit different from that to which the receiver is connected.
- Consult the dealer or an experienced radio/TV technician for help.

CAN ICES-3 (B)/NMB-3(B)

ISED Information

This equipment complies with IC RSS-102 radiation exposure limits set forth for an uncontrolled environment.

The device complies with ISED RF exposure requirement, users can obtain Canadian information on RF exposure and compliance.

This device contains license-exempt transmitter(s)/receiver(s) that comply with Innovation, Science and Economic Development Canada's license-exempt RSS(s). Operation is subject to the following two conditions: 1. This device may not cause interference. 2. This device must accept any interference, including interference that may cause undesired operation of the device.

Any changes or modifications not expressly approved by the party responsible for compliance could void the user's authority to operate the equipment.
Cet équipement est conforme aux limites d'exposition aux radiations IC NR-102 établies pour un environnement non contrôlé. L'appareil est conforme aux exigences d'exposition RF ISED, les utilisateurs peuvent obtenir des informations canadiennes sur l'exposition aux RF et la conformité. L'émission/réception exempt de licence contenu dans le présent appareil est conforme aux CNR d'Innovation, Sciences et Développement économique Canada applicables aux appareils radio exempts de licence. L'exploitation est autorisée aux deux conditions suivantes: 1) L'appareil ne doit pas produire de brouillage; 2) L'appareil doit accepter tout brouillage radioélectrique subi, même si le brouillage est susceptible d'en compromettre le fonctionnement.

Tout changement ou modification non expressément approuvé par la partie responsable de la conformité pourrait annuler le droit de l'utilisateur d'utiliser l'équipement.

Internal Rechargeable Lithium-ion Battery

This device uses an internal non-replaceable rechargeable lithium-ion battery that should last the lifetime of the device. If you suspect your battery may be dead, try charging it for an extended period of time and try resetting the unit. **Never leave a charging unit unattended. Always charge lithium devices on a non-flammable surface - wooden tables, bedding and carpeted floors are not recommended charging surfaces**

WARNING/DISPOSAL OF UNIT

Do NOT attempt to change the battery. Doing so will void the warranty and could cause injury and damage to your device. To dispose of the unit, follow the instructions below:

- Never dispose of used batteries/electronics with ordinary solid wastes, since they contain toxic substances.
- Always dispose of used batteries/electronics in accordance with the prevailing community regulations.
- Many electronics retailers now recycle batteries and other electronic components at no charge. To find a drop-off location near you, visit www.call2recycle.org

GENERAL BATTERY PRECAUTIONS

- Never use or charge a battery if it appears to be leaking, discolored, deformed, or in any way abnormal.
- Never disassemble the unit or attempt to remove battery as that could cause leakage of alkaline solution or other electrolytic substances.
- Avoid charging a rechargeable battery when the temperature is not within 5°C - 35°C (41° - 95° Fahrenheit).
- Never expose a battery to any liquid.
- Never expose a battery to excessive heat such as direct sunlight or fire.
- Never use a battery pack in an unventilated vehicle where excessive internal temperatures may be encountered.
- Always keep batteries out of the reach of infants and small children.
- If the unit is to be unused for an extended period of time, such as a month or longer, charge the unit fully before storage.
- Always use a UL/ETL certified charging adapter (not included), and the supplied USB charging cable.

IMPORTANT SAFETY INSTRUCTIONS

- The unit is IP67 waterproof rated, meaning it is immersible for up to 30 minutes at a depth of 1 meter (3 feet). It will typically withstand rain, snow and being submersed in shallow water. Longer duration or deeper immersion that exceeds the tested limits may cause product failure and void the warranty.
- DO NOT immerse the unit in water for extended periods.
- DO NOT immerse the unit in water deeper than 1 meter (about 3 feet).
- Make sure cover and surrounding surfaces are completely dry before opening cover to prevent moisture from damaging the internal electronics.
- Keep rubber cover free of dirt, sand, or other objects that can interfere with proper sealing. If for any reason the waterproof cover is not making a tight waterproof seal water may enter the unit.
- Rinse with tap water after immersion in salt water or swimming pool.
- Unplug unit and clean only with damp cloth. Stronger cleaning agents, such as Benzene, thinner or similar materials can damage the surface of the unit.

Please heed all warning, read and follow all instructions and keep these instructions handy for future reference.

- Do not block any ventilation openings. Install in accordance with the manufacturer's instructions.
- Unplug this product during lightning storms or when unused for long periods of time.
- Heat - This product should be situated away from heat sources such as radiators, heat registers, stoves or other appliances (including amplifiers) that produce heat.
- Only use attachments/accessories specified by the manufacturer.
- Damage Requiring Service - This product should be serviced by qualified service personnel when:
 - Plug has been damaged.
 - Objects have fallen into or liquid has been spilled into the enclosure.
 - The unit has been dropped or the enclosure damaged.
 - The unit exhibits a marked change in performance or does not operate normally.
- No naked flame sources, such as lighted candles, should be placed on this product
- Attention should be drawn to the environmental aspects of battery disposal.
- This product is suitable for use in tropical and/or moderate climates.
- CAUTION - Risk of explosion if battery is incorrectly replaced by an incorrect type. Replace only with the same or equivalent type.

Bluetooth® is a registered trademarks of Bluetooth SIG
Inc. Bluetooth technology is incorporated under
license from Bluetooth SIG Inc.

INSIDE