

PHOTOGRAPHS OF THE TEST CONFIGURATION

CONDUCTED EMISSION TEST



Mode A





CONDUCTED EMISSION TEST Mode B



RADIATED EMISSION TEST BELOW 1GHz
(X-Plane)
Mode A





Mode B



RADIATED EMISSION TEST ABOVE 1GHz

(X-Plane)

Mode A



DFS

Set UUT as Client without radar detection mode (Radar injected into Master)

