

APPLICATION FOR CERTIFICATION

On Behalf of
Evenflo Company, Inc.

Constant Care 3000 Two-way Communicator

Model Number: 613000(Parent's Unit)

Prepared for : Evenflo Company, Inc.
1000 Evenflo Drive, P.O. Box 709,
Canton, GA 30114

Prepared By : Audix Technology (Shenzhen) Co., Ltd.
No. 6, Ke Feng Rd., 52 Block,
Shenzhen Science & Industrial Park,
Nantou, Shenzhen, Guangdong, China

Tel: (0755) 26639496

Report Number : ACS-F03021
Date of Test : Jan.09, 2003
Date of Report : Feb.08, 2003

TABLE OF CONTENTS

Description	Page
Test Report Declaration	
1. GENERAL INFORMATION	1-1
1.1. Description of Device (EUT)	1-1
1.2. Test Facility	1-2
1.3. Test Uncertainty	1-2
2. POWER LINE CONDUCTED EMISSION TEST.....	2-1
2.1. Test Equipment.....	2-1
2.2. Block Diagram of Test Setup	2-1
2.3. Power Line Conducted Emission Limit.....	2-1
2.4. EUT Configuration on Test	2-2
2.5. Operating Condition of EUT	2-2
2.6. Test Procedure	2-2
2.7. Power Line Conducted Emission Test Results.....	2-2
3. RADIATED EMISSION TEST	3-3
3.1. Test Equipment.....	3-3
3.2. Block Diagram of Test Setup	3-3
3.3. Radiated Emission Limit (Class B)	3-4
3.4. EUT Configuration on Test	3-4
3.5. Operating Condition of EUT	3-5
3.6. Test Procedure	3-5
3.7. Radiated Emission Test Results	3-6
4. BANDWIDTH TEST.....	4-16
4.1. Test Equipment.....	4-16
4.2. Test Standard	4-16
4.3. Bandwidth Limit.....	4-16
4.4. Test Procedure	4-16
5. PHOTOGRAPH.....	5-1
5.1. Photos of Power Line Conducted Emission Test	5-1
5.2. Photos of Radiated Emission Test (In Anechoic Chamber)	5-2
APPENDIX I	(9 pages)
APPENDIX II	(9 pages)

TEST REPORT DECLARATION

Applicant : Evenflo Company, Inc.
Manufacturer : Technic Star Products Factory
EUT Description : Constant Care 3000 Two-way Communicator
(A) MODEL NO : 613000(Parent's Unit)
(B) SERIAL NO : F2003020802
(C) Power Supply : Adaptor Input 120V/60Hz
Output DC 9V

Test Procedure Used:

FCC Rules and Regulations Part 15 Subpart C August, 2002.

The device described above is tested by Audix Technology (Shenzhen) Co., Ltd. to determine the maximum emission levels emanating from the device. The maximum emission levels are compared to the FCC Part 15 Subpart C limits for radiated and conducted emissions. The test results are contained in this test report and Audix Technology (Shenzhen) Co., Ltd. is assumed full responsibility for the accuracy and completeness of tests. Also, this report shows that EUT is technically compliant with FCC requirements.

This report applies to above tested sample only. This report shall not be reproduced in part without written approval of Audix Technology (Shenzhen) Co., Ltd.

Date of Test : Jan.09, 2003

Prepared by : Kathy Liu / Assistant

Reviewer : Lake Wang / Supervisor

Approved & Authorized Signer : Alex Deng / Assistant Manager

1. GENERAL INFORMATION

1.1. Description of Device (EUT)

Description	:	Constant Care 3000 Two-way Communicator
Model Number	:	613000(Parent's Unit)
Applicant	:	Evenflo Company, Inc. 1000 Evenflo Drive, P.O. Box 709, Canton, GA 30114
Manufacturer	:	Technic Star Products Factory Xiang Jiao Tang Industrial Area 2, Xue Xiang Buji, Shenzhen, China
AC/DC Adaptor	:	M/N:KU28-9-200D Manufacture: Evenflo Company, Inc.
Adaptor Output Line	:	Unshielded, Undetachable 2.0m
Date of Test	:	Jan.09, 2003

1.2. Test Facility

Site Description

3m Anechoic Chamber	:	Certificated by FCC, USA Aug. 24, 2000
3m & 10m Open Site	:	Certificated by FCC, USA Jan. 29, 2001 Certificated by VCCI, Japan Jan.01, 2002
EMC Lab.	:	Certificated by DATech, German Feb. 02, 1999 Certificated by NVLAP, USA NVLAP Code: 200372-0 Mar. 31, 2002

Name of Firm	:	Audix Technology (Shenzhen) Co., Ltd.
Site Location	:	No. 6, Ke Feng Rd., 52 Block, Shenzhen Science & Industrial Park, Nantou, Shenzhen, Guangdong, China

1.3. Test Uncertainty

Conducted Emission Uncertainty	=	$\pm 2.66\text{dB}$
Radiated Emission Uncertainty	=	$\pm 4.26\text{dB}$

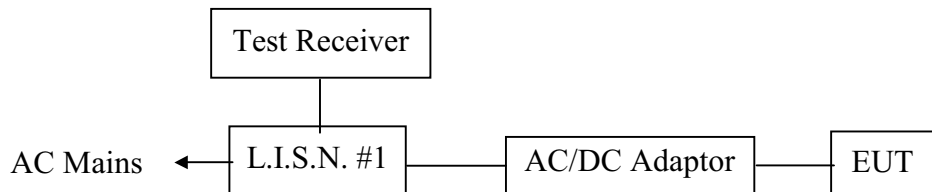
2. POWER LINE CONDUCTED EMISSION TEST

2.1. Test Equipment

The following test equipments are used during the power line conducted emission test:

Item	Equipment	Manufacturer	Model No.	Serial No.	Last Cal.	Cal. Interval
1.	Test Receiver	Rohde & Schwarz	ESHS10	838693/001	Jun. 02, 02	1 Year
2.	L.I.S.N. #1	Kyoritsu	KNW-407	8-541-4	Jun. 02, 02	1 Year
3.	L.I.S.N. #2	R&S	ESH2-Z5	834066/011	Jun. 02, 02	1 Year
4.	Terminator	EMCO	50Ω	No. 1	Jun. 02, 02	1 Year
5.	Terminator	EMCO	50Ω	No. 2	Jun. 02, 02	1 Year
6.	RF Cable	FUJIKURA	RG-55/U	LISN Cable	Aug. 23, 02	1/2 Year
7.	Coaxial Switch	Anritsu	MP59B	M74389	Nov 30, 02	1/2 Year
8.	PC	N/A	586ATXS	N/A	N/A	N/A
9.	Printer	HP	Laserjet2100	SGGJ092351	N/A	N/A

2.2. Block Diagram of Test Setup



(EUT: Constant Care 3000 Two-way Communicator)

2.3. Power Line Conducted Emission Limit

Frequency	Maximum RF Line Voltage	
	Quasi-Peak Level dB(μV)	Average Level dB(μV)
150KHz ~ 500KHz	66 ~ 56*	56 ~ 46*
500KHz ~ 5MHz	56	46
5MHz ~ 30MHz	60	50

Notes: 1. * Decreasing linearly with logarithm of frequency.

2. The lower limit shall apply at the transition frequencies.

2.4. EUT Configuration on Test

The following equipments are installed on RF LINE VOLTAGE Test to meet the Commission requirement and operating regulations in a manner which tends to maximize its emission characteristics in a normal application.

2.4.1. Constant Care 3000 Two-way Communicator (EUT)

Model Number	:	613000(Parent's Unit)
Serial Number	:	F2003020802
Manufacturer	:	Technic Star Products Factory

2.5. Operating Condition of EUT

2.5.1. Setup the EUT and simulator as shown on Section 2.2.

2.5.2. Turn on the power of all equipment.

2.5.3. Let the EUT work in test mode (TX Channel 1(intercom mode)/TX Channel 2(intercom mode)/RX Channel 1(Monitor mode)/RX Channel 2(Monitor mode)) and measure it.

2.6. Test Procedure

The EUT is put on the table which is 0.8m above the ground and away from other metallic surface at least 0.4m. The EUT is connected to the AC/DC Adapter. The AC/DC Adapter power mains through a line impedance stabilization network (L.I.S.N.). This provides a 50 ohm coupling impedance for the testing equipment; and the peripheral equipment powers from other L.I.S.N.. Please refer to the block diagram of the test setup and photographs. Both sides of AC line(Line & Neutral) are checked for maximum conducted interference. In order to find the maximum emission levels, the relative positions of equipment and all of the interface cables must be changed according to ANSI / IEEE Standard 213-1987 on Conducted Emission Test.

The bandwidth of the field strength meter (R & S Test Receiver ESHS20) is set at 10KHz.

The frequency range from 150KHz to 30MHz is checked.

The details of test modes are as the followings, and the test data please see APPENDIX I.

2.7. Power Line Conducted Emission Test Results

PASS.

3. RADIATED EMISSION TEST

3.1. Test Equipment

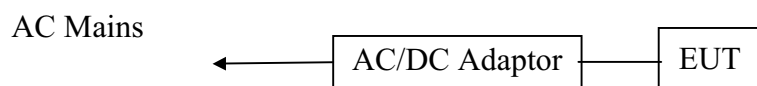
The following test equipments are used during the radiated emission Test :

3.1.1. For Anechoic Chamber

Item	Equipment	Manufacturer	Model No.	Serial No.	Last Cal.	Cal. Interval
1.	EMI Spectrum	HP	85422E	3625A00181	Jun. 02, 02	1 Year
2.	Test Receiver	Rohde & Schwarz	ESVS10	834468/011	Jun. 02, 02	1 Year
3.	Amplifier	HP	8447D	2944A07794	Sep 20, 02	1/2 Year
4.	Bilog Antenna	Schaffner	CBL6111C	2598	Jan. 14, 03	1 Year
5.	PC	N/A	586ATX3	N/A	N/A	N/A
6.	Printer	HP	Laserjet6P	SGCF019673	N/A	N/A
7.	RF Cable	MIYAZAKI	5D-2W	3# Chamber No.1	Feb 03, 03	1/2 Year
8.	RF Cable	MIYAZAKI	5D-2W	3# Chamber No.2	Feb 03, 03	1/2 Year
9.	RF Cable	FUJIKURA	RG-55/U	3# Chamber No.3	Feb 03, 03	1/2 Year
10.	RF Cable	FUJIKURA	RG-55/U	3# Chamber No.4	Feb 03, 03	1/2 Year
11.	Coaxial Switch	Anritsu	MP59B	M73989	Nov 30, 02	1/2 Year

3.2. Block Diagram of Test Setup

3.2.1. Block Diagram of connection between EUT and simulators

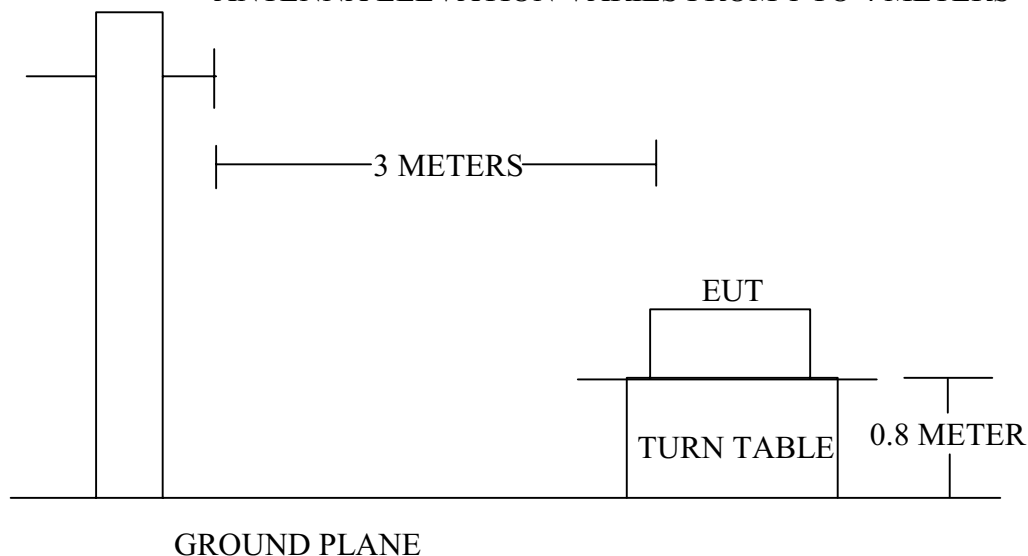


(EUT: Constant Care 3000 Two-way Communicator)

3.2.2. Anechoic Chamber Setup Diagram

ANTENNA TOWER

ANTENNA ELEVATION VARIES FROM 1 TO 4 METERS



3.3. Radiated Emission Limit (Class B)

FREQUENCY MHz	DISTANCE Meters	FIELD STRENGTHS LIMIT	
		$\mu\text{V/m}$	$\text{dB}\mu\text{V/m}$
30 ~ 88	3	100	40.0
88 ~ 216	3	150	43.5
216 ~ 960	3	200	46.0
960 ~ 1000	3	500	54.0

- Remark :
- (1) Emission level $\text{dB}\mu\text{V} = 20 \log$ Emission level $\mu\text{V/m}$
 - (2) The smaller limit shall apply at the cross point between two frequency bands.
 - (3) Distance is the distance in meters between the measuring instrument, antenna and the closest point of any part of the device or system.

3.4. EUT Configuration on Test

The following equipment are installed on Radiated Emission Test to meet the commission requirements and operating regulations in a manner which tends to maximize its emission characteristics in normal application.

3.4.1. Constant Care 3000 Two-way Communicator (EUT)

Model Number : 613000(Parent's Unit)
 Serial Number : F2003020802
 Manufacturer : Technic Star Products Factory

3.5. Operating Condition of EUT

3.5.1. Setup the EUT as shown in Section 3.2..

3.5.2. Let the EUT work in test modes (TX Channel 1(intercom mode)/TX Channel 2(intercom mode)/RX Channel 1(Monitor mode)/RX Channel 2(Monitor mode)) and test it.

3.6. Test Procedure

The EUT and its simulators are placed on a turn table, which is 0.8 meter high above ground. The turn table can rotate 360 degrees to determine the position of the maximum emission level. The EUT is set 3 meters away from the receiving antenna, which is mounted on a antenna tower. The antenna can be moved up and down between 1 meter and 4 meters to find out the maximum emission level. Broadband antenna (calibrated bilog antenna) is used as receiving antenna. Both horizontal and vertical polarization of the antenna is set on Test. In order to find the maximum emission levels, all of the interface cables must be manipulated according to ANSI C63.4-1992 on radiated emission Test.

The bandwidth of the EMI test receiver (R&S ESVS20) is set at 120KHz.

The frequency range from 30MHz to 1000MHz is checked.

The test modes (TX Channel 1(intercom mode)/TX Channel 2(intercom mode)/RX Channel 1(Monitor mode)/RX Channel 2(Monitor mode)) is tested in Anechoic Chamber and all the scanning waveforms are attached in Appendix II.

3.7. Radiated Emission Test Results

PASS.

The frequency range from 30MHz to 1000MHz is investigated.
Please see the following pages.

Date of Test : Jan.09, 2003 Temperature : 22°C
 EUT : Constant Care 3000 Two-way Humidity : 54%
 Communicator
 Model No. : 613000(Parent's Unit) Test Mode : TX Channel 1(intercom mode)
 Test Engineer: Jimmy

Frequency	Antenna	Cable	Meter Reading	Emission Level	Over	Limits	Remark
MHz	Factor	Loss	Horizontal	Horizontal	Limits		
	dB/m	dB	dBμV	dBμV/m	dBμV/m	dBμV/m	
49.834	5.73	1.36	36.00	43.10	-36.90	80.00	Average

Remark: 1. All readings are Average values.

2. Emission Level = Antenna Factor + Meter Reading

Frequency	Antenna	Cable	Meter Reading	Emission Level	Over	Limits	Remark
MHz	Factor	Loss	Vertical	Vertical	Limits		
	dB/m	dB	dBμV	dBμV/m	dBμV/m	dBμV/m	
33.220	12.47	1.13	18.60	32.20	-7.80	40.00	QP
49.834	7.12	1.36	57.40	65.89	-14.11	80.00	Average
66.440	9.80	1.60	15.90	27.30	-12.70	40.00	QP
99.660	10.16	2.01	14.30	26.47	-17.03	43.50	QP

Remark: 1. All readings are Average values.

2. Emission Level = Antenna Factor + Meter Reading

Reviewer : _____

Date of Test : Jan.09, 2003 Temperature : 22°C
 EUT : Constant Care 3000 Two-way Communicator Humidity : 54%
 Model No. : 613000(Parent's Unit) Test Mode : TX Channel 2(intercom mode)
 Test Engineer: Jimmy

Frequency	Antenna Factor	Cable Loss	Meter Reading Horizontal	Emission Level Horizontal	Over Limits	Limits	Remark
MHz	dB/m	dB	dBμV	dBμV/m	dBμV/m	dBμV/m	
49.896	5.73	1.36	35.70	42.80	-37.20	80.00	Average

Remark: 1. All readings are Average values.

2. Emission Level = Antenna Factor + Meter Reading

Frequency	Antenna Factor	Cable Loss	Meter Reading Vertical	Emission Level Vertical	Over Limits	Limits	Remark
MHz	dB/m	dB	dBμV	dBμV/m	dBμV/m	dBμV/m	
33.260	12.47	1.13	21.00	34.60	-5.40	40.00	QP
49.896	7.10	1.36	57.30	65.77	-14.23	80.00	Average
66.520	9.88	1.60	16.00	27.48	-12.52	40.00	QP
99.780	10.16	2.01	15.50	27.67	-15.83	43.50	QP

Remark: 1. All readings are Peak values.

2. Emission Level = Antenna Factor + Meter Reading

Reviewer : _____

Date of Test : Jan.09 2003 Temperature : 22°C
 EUT : Constant Care 3000 Two-way Communicator Humidity : 54%
 Model No. : 613000(Parent's Unit) Test Mode : RX Channel 1(Monitor mode)
 Test Engineer: Jimmy

Frequency	Antenna	Cable	Meter Reading	Emission Level	Over	Limits	Remark
MHz	Factor	Loss	Vertical	Vertical	Limits		
	dB/m	dB	dBμV	dBμV/m	dBμV/m	dBμV/m	
49.420	7.16	1.36	23.50	32.02	-7.98	40.00	QP
98.830	10.01	2.01	20.10	32.12	-11.38	43.50	QP

Remark: 1. All readings are Average values.

2. Emission Level = Antenna Factor + Meter Reading

Reviewer : _____

Date of Test : Jan.09, 2003 Temperature : 22°C
 EUT : Constant Care 3000 Two-way Communicator Humidity : 54%
 Model No. : 613000(Parent's Unit) Test Mode : RX Channel 2(Monitor mode)
 Test Engineer: Jimmy

Frequency	Antenna	Cable	Meter Reading	Emission Level	Over	Limits	Remark
MHz	Factor	Loss	Vertical	Vertical	Limits		
	dB/m	dB	dBμV	dBμV/m	dBμV/m	dBμV/m	
49.475	7.16	1.36	22.00	30.52	-9.48	40.00	QP

Remark: 1. All readings are Peak values.

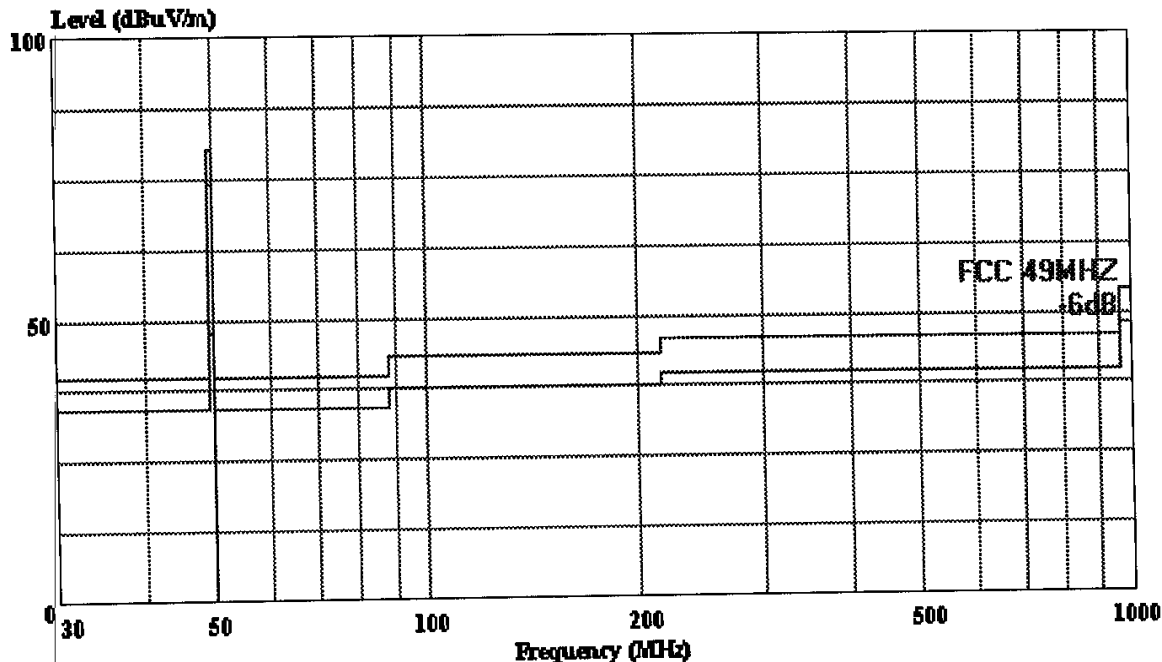
2. Emission Level = Antenna Factor + Meter Reading

Reviewer : _____

AUDIX[®]
AUDIX TECHNOLOGY (SHENZHEN) CO., LTD.

Shenzhen Science & Ind Park
Tel:0755-26639496
Fax:26632877

Data#: 23 File#: Technic Star.EMI Date: 2003-01-09 Time: 21:41:37



AUDIX TECHNOLOGY (SHENZHEN) CO., LTD. (3# Chamber)

Trace:

Ref Trace:

Condition: FCC 49MHZ 3m 2598FACTOR HORIZONTAL
EUT : Constant Care 3000 Two-way Communicator
M/N : 613000(Parent's Unit)
Power : Adaptor input 120V/60Hz output DC 9v
Test Engineer: Jimmy
Memo : TX Channel 1 (intercom mode)
: Ant pos: 1m Table pos: 160'

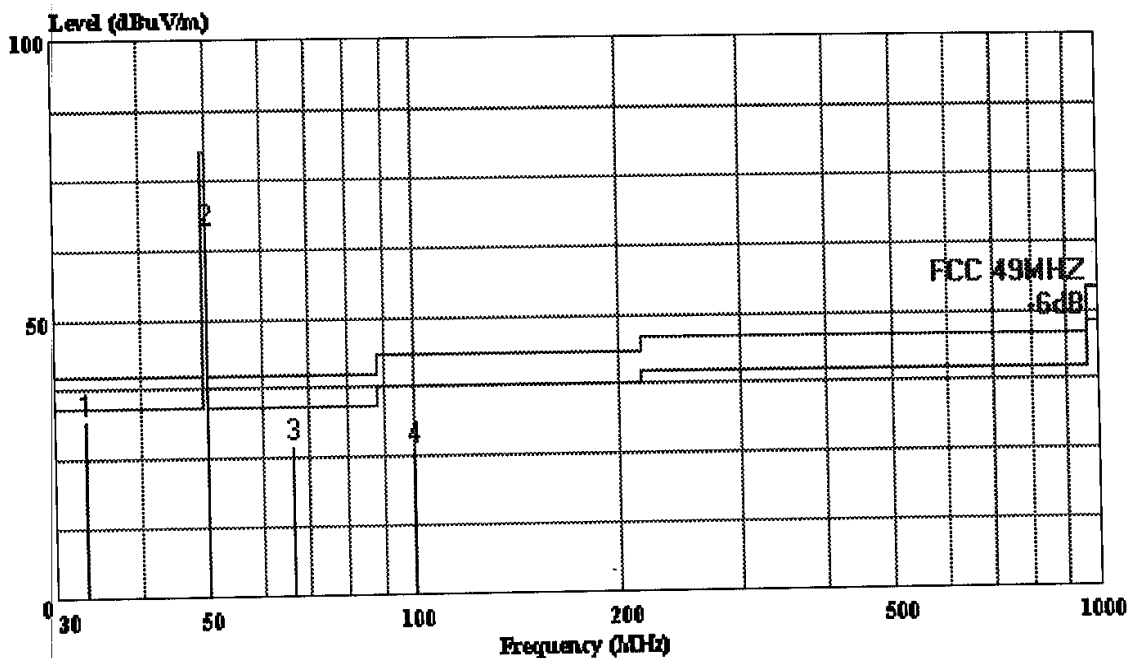
Page: 1

	Freq	Limit Line	Level	Over Limit	Read Level	Cable Loss	Probe Factor	Remark
	MHz	dBuV/m	dBuV/m	dB	dBuV	dB	dB	
1	49.834	80.00	43.10	-36.90	36.00	1.36	5.73	Average

AUDIX[®]
AUDIX TECHNOLOGY (SHENZHEN) CO., LTD.

Shenzhen Science & Ind Park
Tel:0755-26639496
Fax:26632877

Data#: 27 File#: Technic Star.EMI Date: 2003-01-09 Time: 21:49:21



AUDIX TECHNOLOGY (SHENZHEN) CO., LTD. (3# Chamber)

Trace:

Ref Trace:

Condition: FCC 49MHZ 3m 2598FACTOR VERTICAL
EUT : Constant Care 3000 Two-way Communicator
M/N : 613000(Parent's Unit)
Power : Adaptor input 120V/60Hz output DC 9v
Test Engineer: Jimmy
Memo : TX Channel 1 (intercom mode)
: Ant pos: 1m Table pos: 160'

Page: 1

	Freq	Limit	Level	Over	Read	Cable	Probe	
	MHz	dBuV/m	dBuV/m	Limit	Level	Loss	Factor	Remark
				dB	dBuV	dB	dB	
1	33.220	40.00	32.20	-7.80	18.60	1.13	12.47	QP
2	49.834	80.00	65.89	-14.11	57.40	1.36	7.12	Average
3	66.440	40.00	27.30	-12.70	15.90	1.60	9.80	QP
4	99.660	43.50	26.47	-17.03	14.30	2.01	10.16	QP



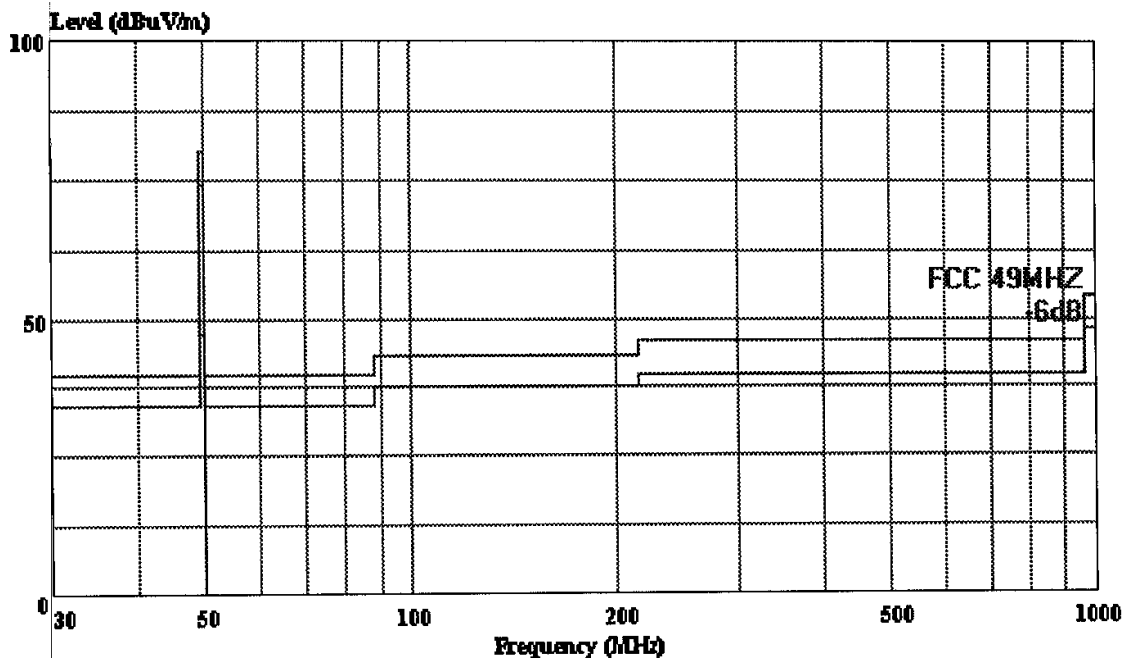
AUDIX TECHNOLOGY (SHENZHEN) CO., LTD.

Shenzhen Science & Ind Park

Tel:0755-26639496

Fax:26632877

Data#: 46 File#: Technic Star.EMI Date: 2003-01-09 Time: 21:51:37



AUDIX TECHNOLOGY (SHENZHEN) CO., LTD. (3# Chamber)

Trace:

Ref Trace:

Condition: FCC 49MHZ 3m 2598FACTOR HORIZONTAL

EUT : Constant Care 3000 Two-way Communicators

M/N : 613000(Parent's Unit)

Power : Adaptor input 120V/60Hz output DC 9v

Test Engineer: Jimmy

Memo : TX Channel 2 (intercom mode)

Page: 1

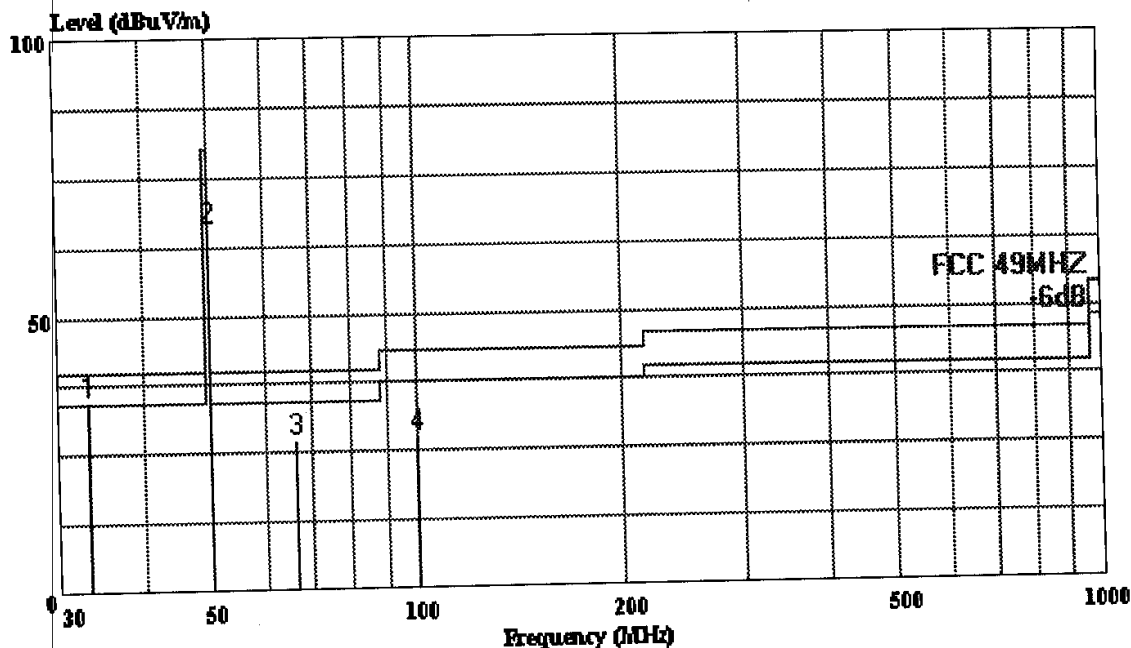
	Freq	Limit Line	Level	Over Limit	Read Level	Cable Loss	Probe Factor	Remark
	MHz	dBuV/m	dBuV/m	dB	dBuV	dB	dB	
1	49.896	80.00	42.80	-37.20	35.70	1.36	5.73	Average



AUDIX TECHNOLOGY (SHENZHEN) CO., LTD.

Shenzhen Science & Ind Park
Tel:0755-26639496
Fax:26632877

Data#: 25 File#: Technic Star.EMI Date: 2003-01-09 Time: 21:47:29



AUDIX TECHNOLOGY (SHENZHEN) CO., LTD. (3# Chamber)

Ref Trace:

Trace:

Condition: FCC 49MHz 3m 2598FACTOR VERTICAL
EUT : Constant Care 3000 Two-way Communicator
M/N : 613000(Parent's Unit)
Power : Adaptor input 120V/60Hz output DC 9v
Test Engineer: Jimmy
Memo : TX Channel 2 (intercom mode)

Page: 1

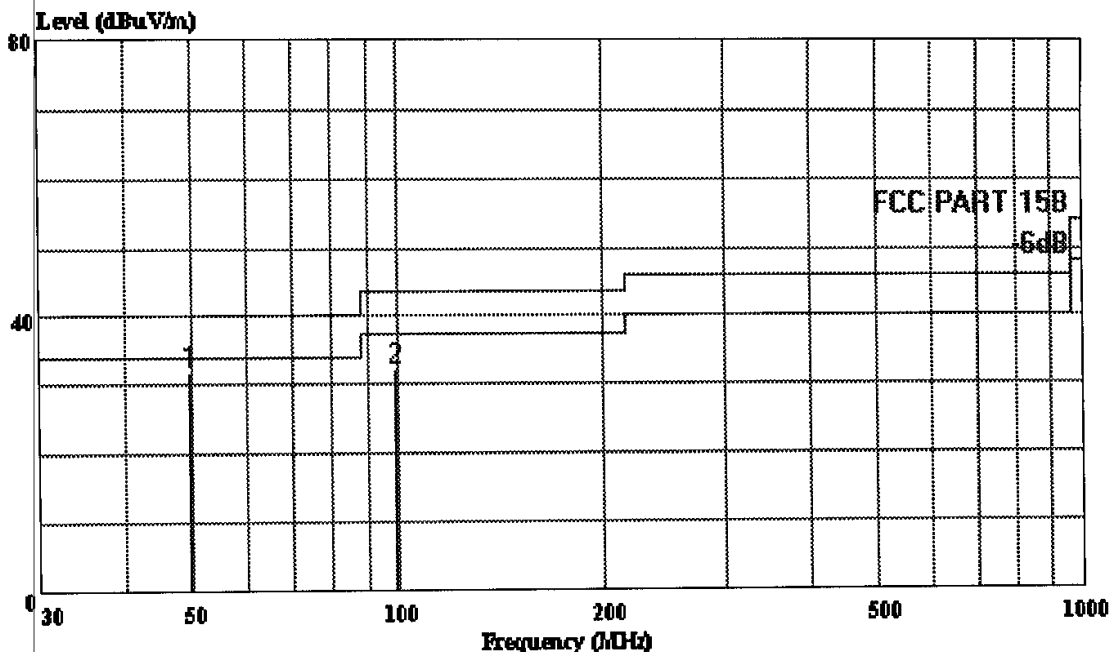
	Freq	Limit	Level	Over	Read	Cable	Probe	
	MHz	Line	dBuV/m	Limit	Level	Loss	Factor	Remark
	MHz	dBuV/m	dBuV/m	dB	dBuV	dB	dB	
1	33.260	40.00	34.60	-5.40	21.00	1.13	12.47	QP
2	49.896	80.00	65.77	-14.23	57.30	1.36	7.10	Average
3	66.520	40.00	27.48	-12.52	16.00	1.60	9.88	QP
4	99.780	43.50	27.67	-15.83	15.50	2.01	10.16	QP



AUDIX TECHNOLOGY (SHENZHEN) CO., LTD.

Shenzhen Science & Ind Park
Tel:0755-26639496
Fax:26632877

Data#: 18 File#: Technic Star.EMI Date: 2003-01-09 Time: 21:31:45



AUDIX TECHNOLOGY (SHENZHEN) CO., LTD. (3# Chamber)

Trace:

Ref Trace:

Condition: FCC PART 15B 3m 2598FACTOR VERTICAL
EUT : Constant Care 3000 Two-way Communicator
M/N : 613000(Parent's Unit)
Power : Adaptor input 120V/60Hz output DC 9v
Test Engineer: Jimmy
Memo : RX Channel 1(Monitor mode)

Page: 1

	Freq	Limit	Level	Over	Read	Cable	Probe	
	MHz	Line	dBuV/m	Limit	Level	Loss	Factor	Remark
	MHz	dBuV/m	dBuV/m	dB	dBuV	dB	dB	
1	49.420	40.00	32.02	-7.98	23.50	1.36	7.16	QP
2	98.830	43.50	32.12	-11.38	20.10	2.01	10.01	QP



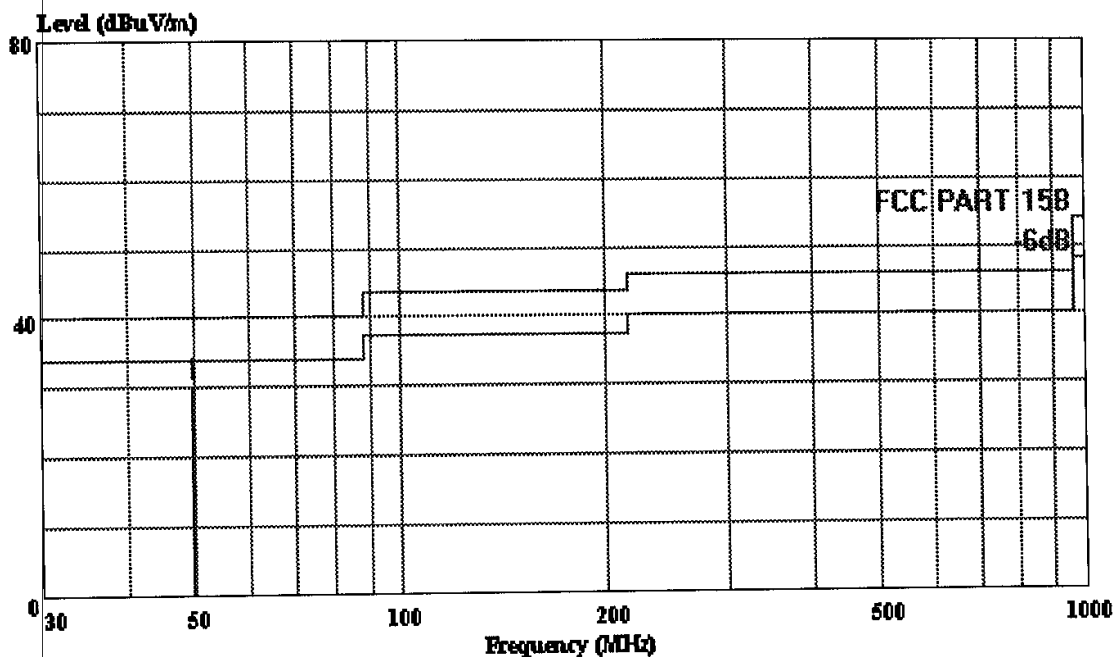
AUDIX TECHNOLOGY (SHENZHEN) CO., LTD.

Shenzhen Science & Ind Park

Tel:0755-26639496

Fax:26632877

Data#: 20 File#: Technic Star.EMI Date: 2003-01-09 Time: 21:36:06



AUDIX TECHNOLOGY (SHENZHEN) CO., LTD. (3# Chamber)

Trace:

Ref Trace:

Condition: FCC PART 15B 3m 2598FACTOR VERTICAL

EUT : Constant Care 3000 Two-way Communicator

M/N : 613000(Parent's Unit)

Power : Adaptor input 120V/60Hz output DC 9v

Test Engineer: Jimmy

Memo : RX Channel 2 (Monitor mode)

Page: 1

	Freq	Limit Line	Level	Over Limit	Read Level	Cable Loss	Probe Factor	Remark
	MHz	dBuV/m	dBuV/m	dB	dBuV	dB	dB	
1	49.475	40.00	30.52	-9.48	22.00	1.36	7.16	QP

4. BANDWIDTH TEST

4.1. Test Equipment

The following test equipments are used during the bandwidth test:

Item	Equipment	Manufacturer	Model No.	Serial No.	Last Cal.	Cal. Interval
1.	Spectrum	Agilent	E4407B	MY41440292	2002.03.29	1 Y
2.	Antenna	EMCO	3115	9607-4877	2002.12.02	1.5 Y
3.	Print				N/A	N/A

4.2. Test Standard

The test completeness FCC 15C (2).

4.3. Bandwidth Limit

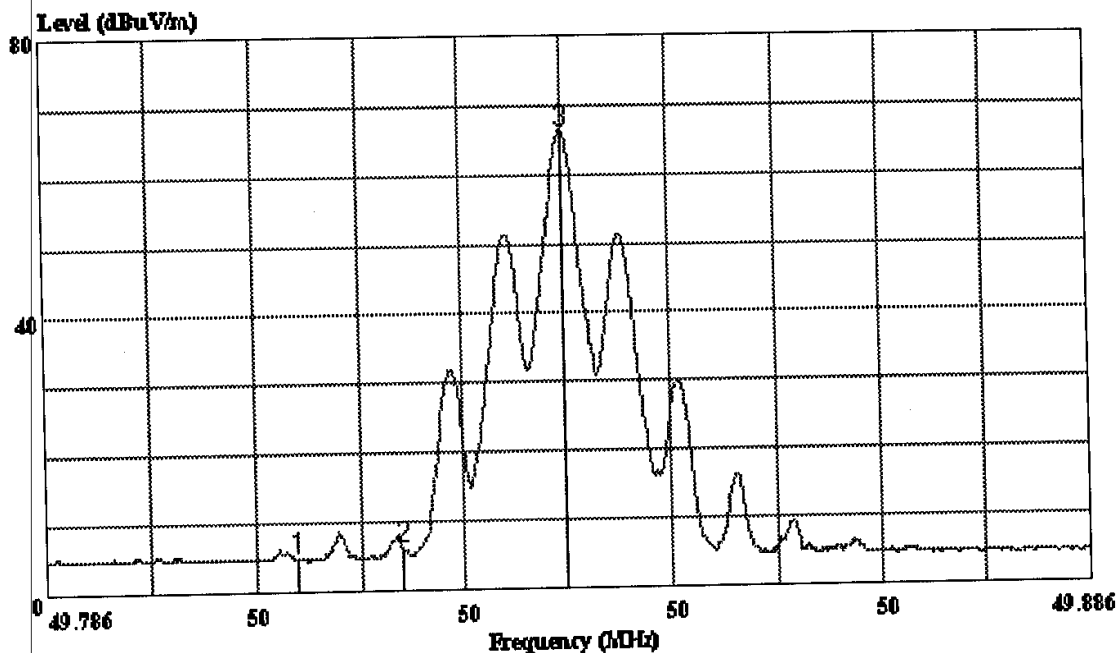
The minimum 6dB bandwidth shall be at least 500KHz.

4.4. Test Procedure

AUDIX[®]
AUDIX TECHNOLOGY (SHENZHEN) CO., LTD.

Shenzhen Science & Ind Park
Tel:0755-26639496
Fax:26632877

Data#: 30 File#: Technic star.EMI Date: 2003-01-16 Time: 22:08:09



AUDIX TECHNOLOGY (SHENZHEN) CO., LTD. (3# Chamber)

Trace: 28

Ref Trace:

Condition: 3m 2598FACTOR VERTICAL
EUT : Constant Care 3000 Two-way Communicator
M/N : 613000(Parent's Unit)
Power : Adaptor input 120V/60Hz output DC 9V
Test Engineer: Jimmy
Memo : TX Channel 1 (intercom mode)

Page: 1

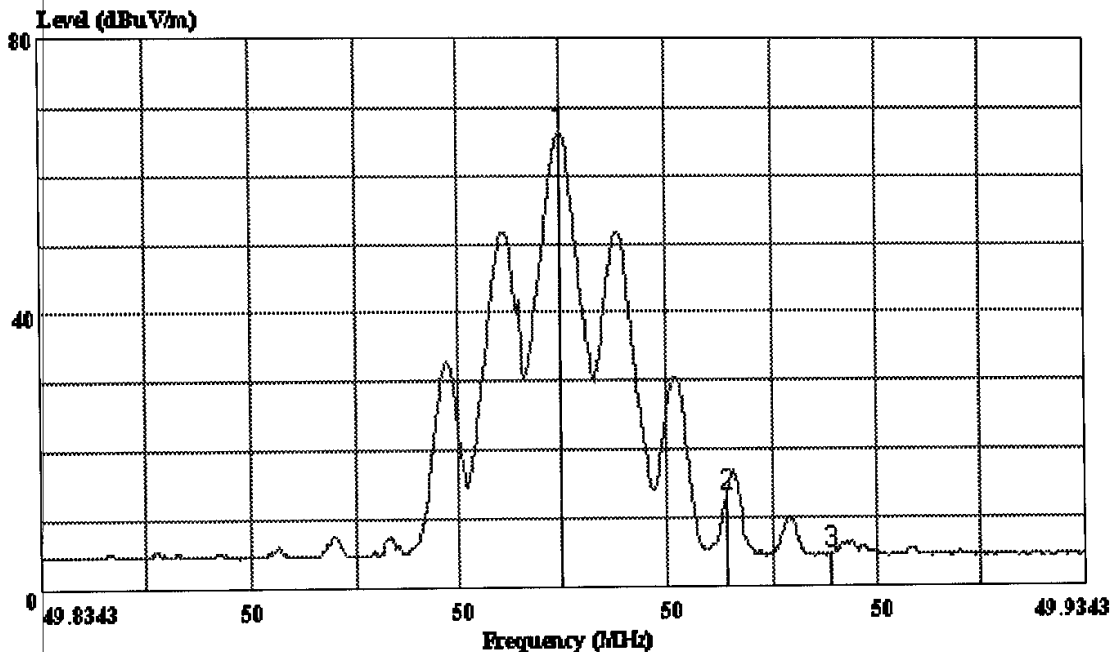
	Freq	Limit	Level	Over	Read	Cable	
	MHz	Line	dBuV/m	Limit	Level	Loss	Remark
				dB	dBuV	dB	
1	49.810	-----	4.85	-----	20.84	-15.99	1.36 Peak
2	49.820	-----	6.23	-----	22.23	-16.00	1.36 Peak
3	49.836	-----	66.19	-----	82.21	-16.02	1.36 Peak



AUDIX TECHNOLOGY (SHENZHEN) CO., LTD.

Shenzhen Science & Ind Park
Tel:0755-26639496
Fax:26632877

Data#: 30 File#: Technic star.EMI Date: 2003-01-16 Time: 22:09:51



AUDIX TECHNOLOGY (SHENZHEN) CO., LTD. (3# Chamber)

Trace: 28

Ref Trace:

Condition: 3m 2598FACTOR VERTICAL
EUT : Constant Care 3000 Two-way Communicator
M/N : 613000(Parent's Unit)
Power : Adaptor input 120V/60Hz output DC 9V
Test Engineer: Jimmy
Memo : TX Channel 2 (intercom mode)

Page: 1

	Freq	Limit	Level	Read	Cable	Probe	Preamp	Remark
	MHz	dBuV/m	dBuV/m	dBuV	dB	dB	dB	
1	49.884	-----	66.28	82.35	1.37	7.09	24.52	Peak
2	49.900	-----	13.21	29.28	1.37	7.09	24.52	Peak
3	49.910	-----	4.95	21.02	1.37	7.09	24.52	Peak

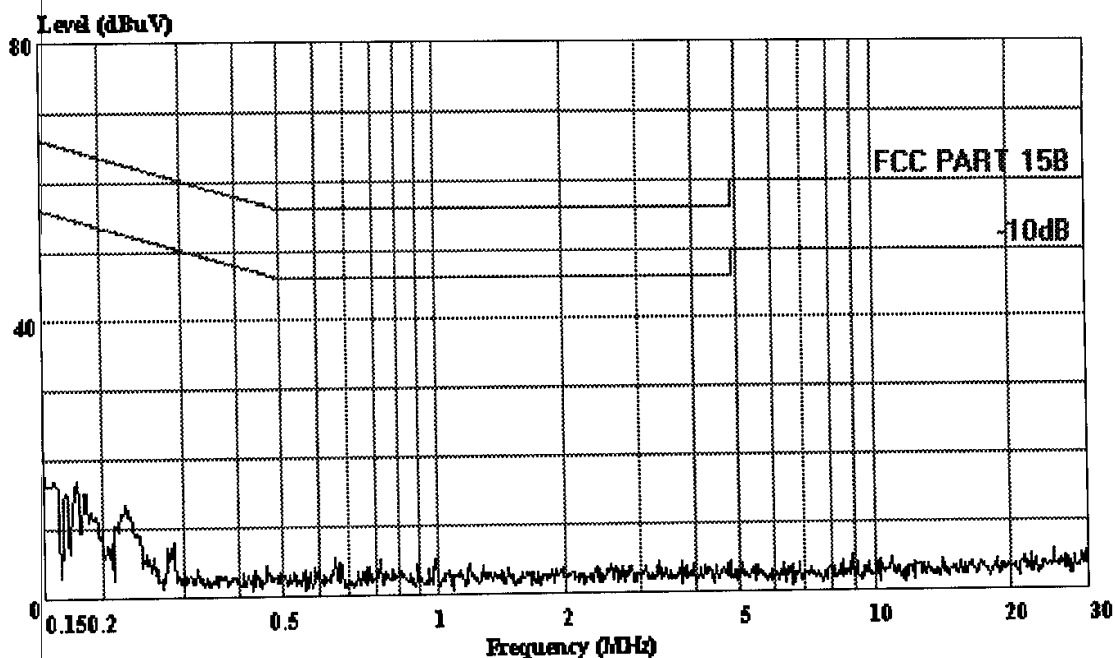
APPENDIX I



AUDIX TECHNOLOGY (SHENZHEN) CO., LTD.

Shenzhen Science & Ind Park
Tel:0755-26639496
Fax:26632877

Data#: 16 File#: Evenflo Inc..EMI Date: 2003-01-09 Time: 19:57:12



AUDIX TECHNOLOGY (SHENZHEN) CO., LTD. (Audix ATC)

Trace:

Ref Trace:

Condition: FCC PART 15B VA(KNW-407)
 EUT : Constant Care 3000 Two-way Communicator
 M/N : 613000 (Parent's Unit)
 OP Cond : TX Channel 1 (intercom mode)
 Test Engineer: Jimmy
 Test Spec : Adaptor input 120V/60Hz output DC 9v
 Comment : Temp:22'C
 : Humi:47%



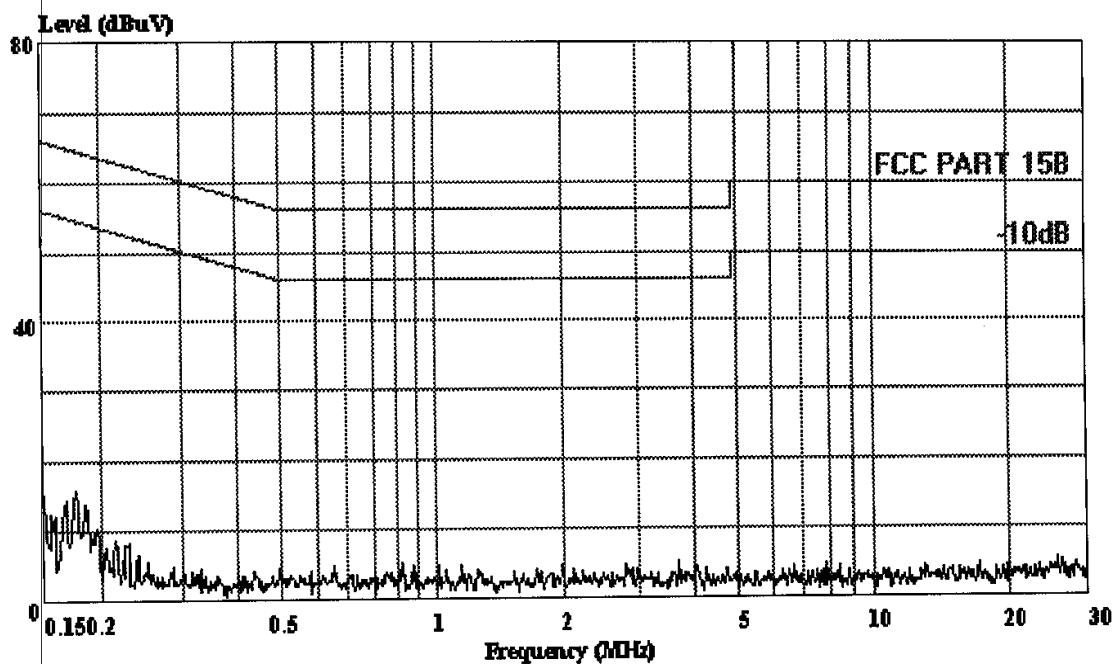
AUDIX TECHNOLOGY (SHENZHEN) CO., LTD.

Shenzhen Science & Ind Park

Tel:0755-26639496

Fax:26632877

Data#: 15 File#: Evenflo Inc..EMI Date: 2003-01-09 Time: 19:55:56



AUDIX TECHNOLOGY (SHENZHEN) CO., LTD. (Audix ATC)

Trace:

Ref Trace:

Condition: FCC PART 15B VB(KNW-407)

EUT : Constant Care 3000 Two-way Communicator

M/N : 613000 (Parent's Unit)

OP Cond : TX Channel 1 (intercom mode)

Test Engineer: Jimmy

Test Spec : Adaptor input 120V/60Hz output DC 9v

Comment : Temp:22'C

: Humi:47%



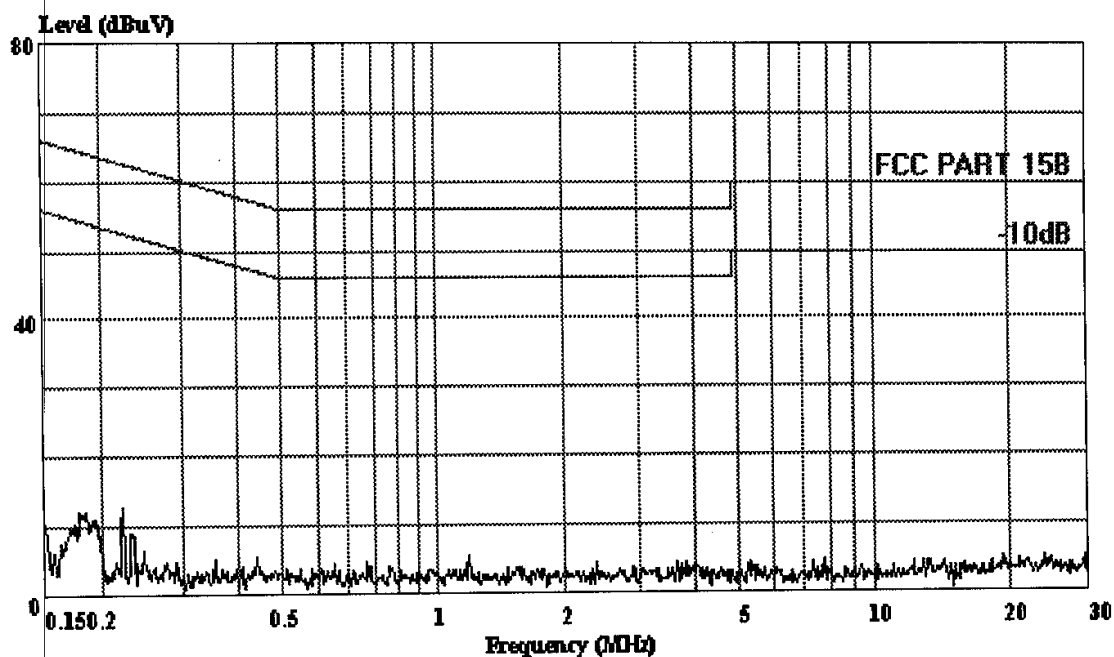
AUDIX TECHNOLOGY (SHENZHEN) CO., LTD.

Shenzhen Science & Ind Park

Tel:0755-26639496

Fax:26632877

Data#: 17 File#: Evenflo Inc..EMI Date: 2003-01-09 Time: 20:00:09



AUDIX TECHNOLOGY (SHENZHEN) CO., LTD. (Audix ATC)

Trace:

Ref Trace:

Condition: FCC PART 15B VA(KNW-407)

EUT : Constant Care 3000 Two-way Communicator

M/N : 613000 (Parent's Unit)

OP Cond : TX Channel 2 (intercom mode)

Test Engineer: Jimmy

Test Spec : Adaptor input 120V/60Hz output DC 9v

Comment : Temp:22'C

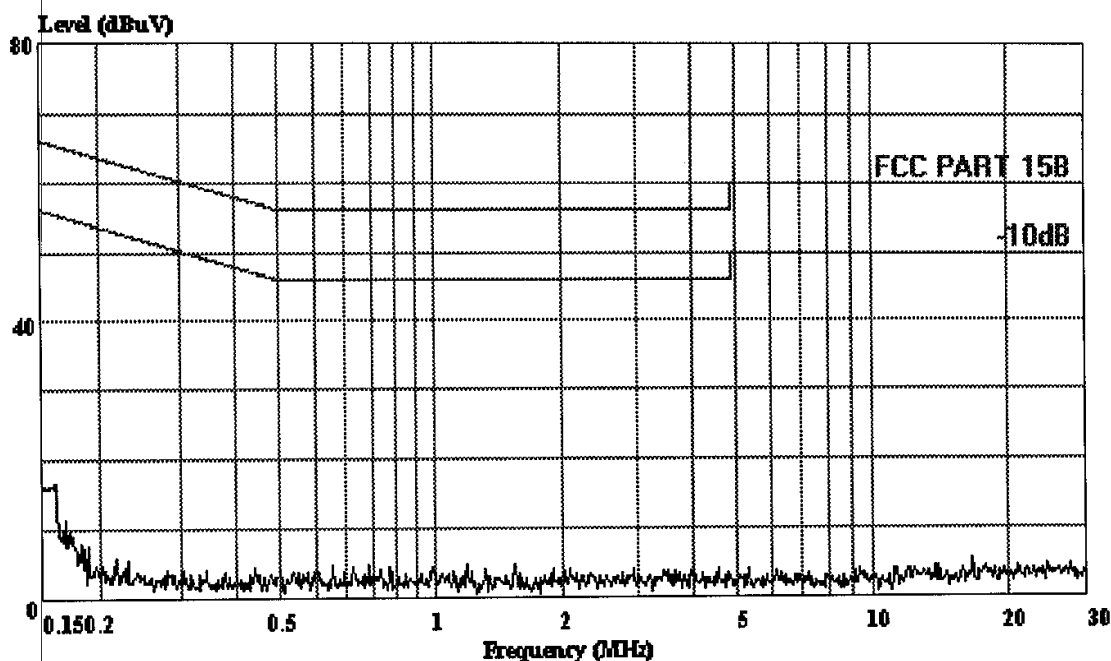
: Humi:47%



AUDIX TECHNOLOGY (SHENZHEN) CO., LTD.

Shenzhen Science & Ind Park
Tel:0755-26639496
Fax:26632877

Data#: 18 File#: Evenflo Inc..EMI Date: 2003-01-09 Time: 20:16:23



AUDIX TECHNOLOGY (SHENZHEN) CO., LTD. (Audix ATC)

Trace:

Ref Trace:

Condition: FCC PART 15B VB(KNW-407)

EUT : Constant Care 3000 Two-way Communicator

M/N : 613000 (Baby's Unit)

OP Cond : TX Channel 2 (intercom mode)

Test Engineer: Jimmy

Test Spec : Adaptor input 120V/60Hz output DC 9v

Comment : Temp:22'C

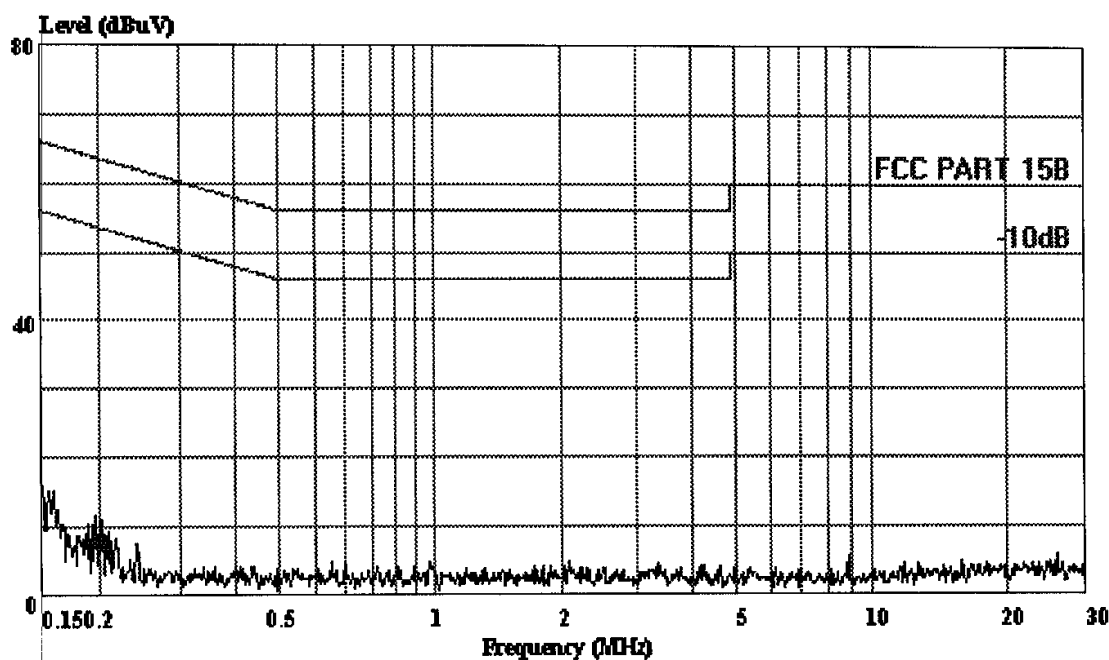
: Humi:47%



AUDIX TECHNOLOGY (SHENZHEN) CO., LTD.

Shenzhen Science & Ind Park
Tel:0755-26639496
Fax:26632877

Data#: 8 File#: Evenflo Inc..EMI Date: 2003-01-09 Time: 18:48:42



AUDIX TECHNOLOGY (SHENZHEN) CO., LTD. (Audix ATC)

Trace:

Ref Trace:

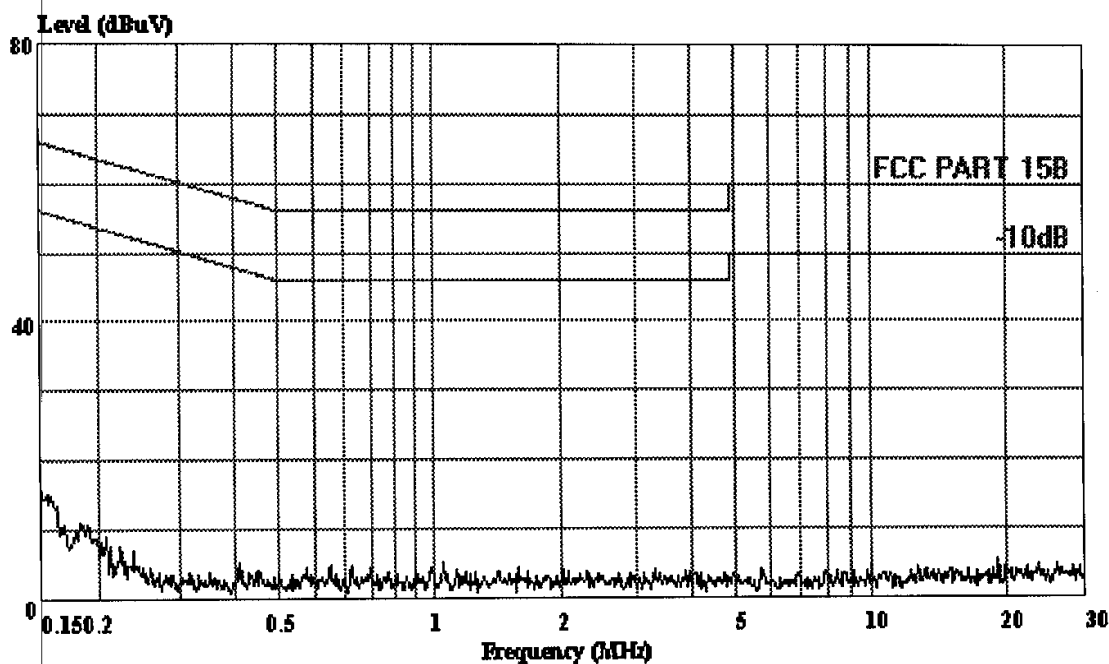
Condition: FCC PART 15B VA(KNW-407)
EUT : Constant Care 3000 Two-way Communicator
M/N : 613000 (Parent's Unit)
OP Cond : RX Channel 1 (monitor mode)
Test Engineer: Jimmy
Test Spec : Adaptor input 120V/60Hz output DC 9v
Comment : Temp:22'C
: Humi:47%



AUDIX TECHNOLOGY (SHENZHEN) CO., LTD.

Shenzhen Science & Ind Park
Tel:0755-26639496
Fax:26632877

Data#: 7 File#: Evenflo Inc..EMI Date: 2003-01-09 Time: 18:43:27



AUDIX TECHNOLOGY (SHENZHEN) CO., LTD. (Audix ATC)

Trace:

Ref Trace:

Condition: FCC PART 15B VB(KNW-407)

EUT : Constant Care 3000 Two-way Communicator

M/N : 613000 (Parent's Unit)

OP Cond : RX Channel 1 (monitor mode)

Test Engineer: Jimmy

Test Spec : Adaptor input 120V/60Hz output DC 9v

Comment : Temp:22'C

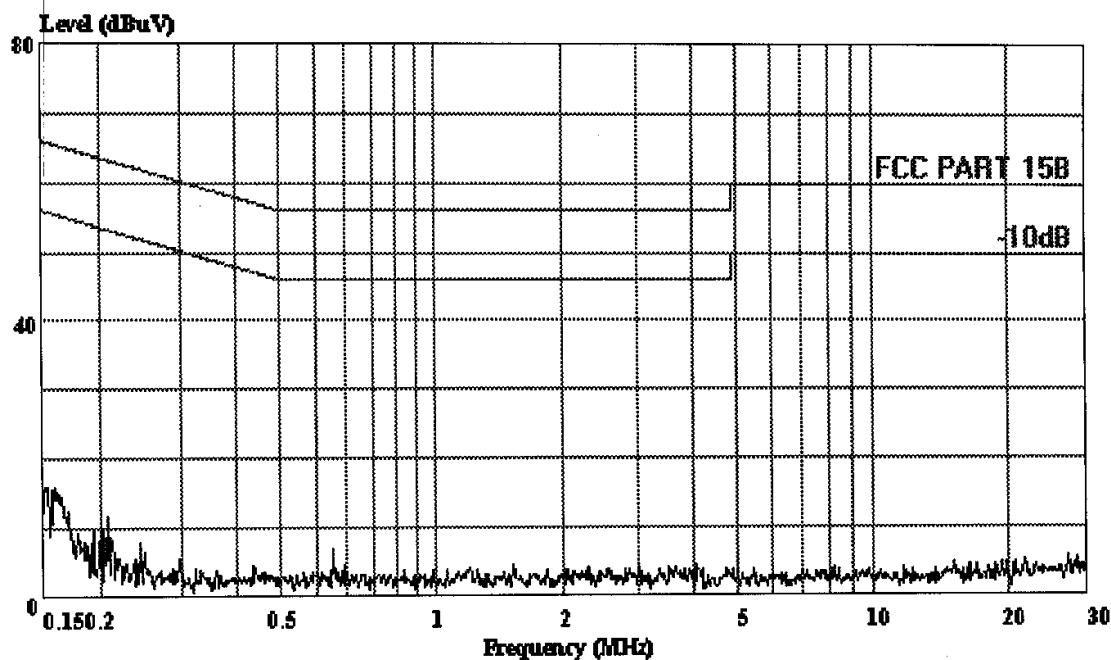
: Humi:47%



AUDIX TECHNOLOGY (SHENZHEN) CO., LTD.

Shenzhen Science & Ind Park
Tel:0755-26639496
Fax:26632877

Data#: 9 File#: Evenflo Inc..EMI Date: 2003-01-09 Time: 18:51:13



AUDIX TECHNOLOGY (SHENZHEN) CO., LTD. (Audix ATC)

Trace:

Ref Trace:

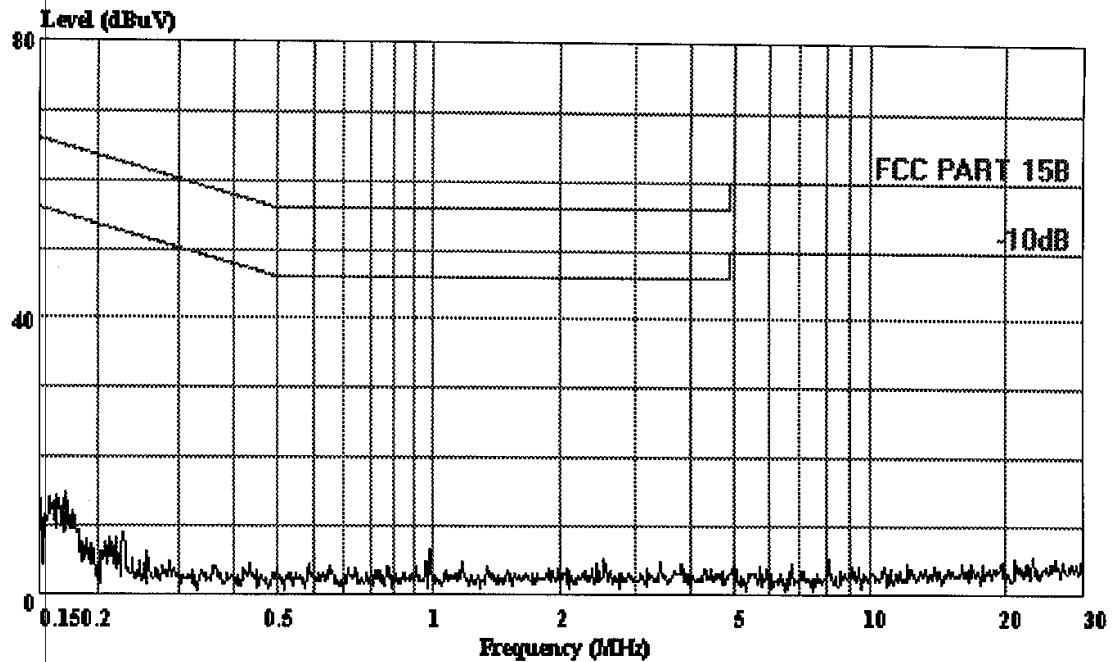
Condition: FCC PART 15B VA(KNW-407)
EUT : Constant Care 3000 Two-way Communicator
M/N : 613000 (Parent's Unit)
OP Cond : RX Channel 2 (monitor mode)
Test Engineer: Jimmy
Test Spec : Adaptor input 120V/60Hz output DC 9v
Comment : Temp:22'C
: Humi:47%



AUDIX TECHNOLOGY (SHENZHEN) CO., LTD.

Shenzhen Science & Ind Park
Tel:0755-26639496
Fax:26632877

Data#: 10 File#: Evenflo Inc..EMI Date: 2003-01-09 Time: 18:53:07



AUDIX TECHNOLOGY (SHENZHEN) CO., LTD. (Audix ATC)

Trace:

Ref Trace:

Condition: FCC PART 15B VB(KNW-407)

EUT : Constant Care 3000 Two-way Communicator

M/N : 613000 (Parent's Unit)

OP Cond : RX Channel 2 (monitor mode)

Test Engineer: Jimmy

Test Spec : Adaptor input 120V/60Hz output DC 9v

Comment : Temp:22'C

: Humi:47%

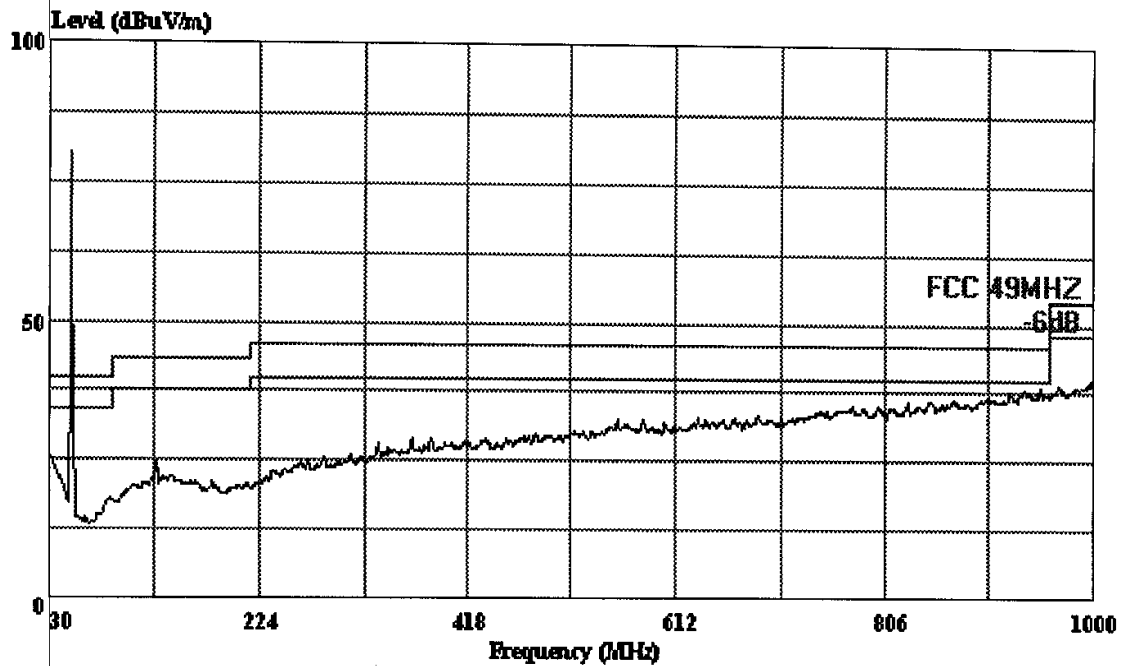
APPENDIX II



AUDIX TECHNOLOGY (SHENZHEN) CO., LTD.

Shenzhen Science & Ind Park
Tel:0755-26639496
Fax:26632877

Data#: 28 File#: Technic Star.EMI Date: 2003-01-09 Time: 21:50:51



AUDIX TECHNOLOGY (SHENZHEN) CO., LTD. (3# Chamber)

Trace:

Ref Trace:

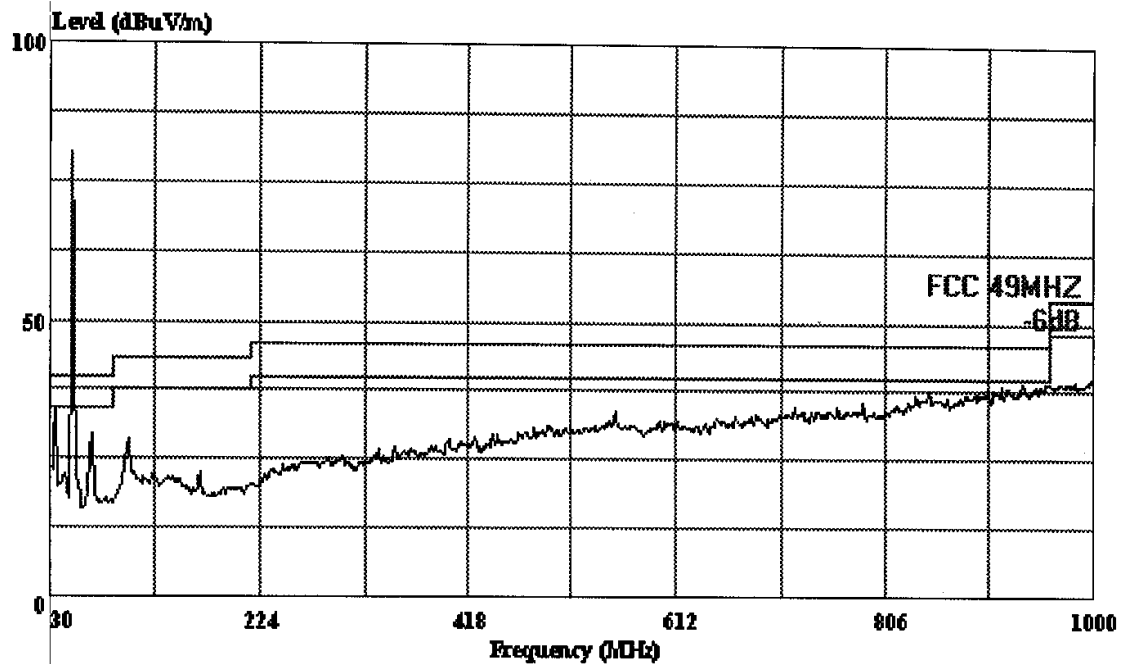
Condition: FCC 49MHZ 3m 2598FACTOR HORIZONTAL
EUT : Constant Care 3000 Two-way Communicator
M/N : 613000(Parent's Unit)
Power : Adaptor input 120V/60Hz output DC 9v
Test Engineer: Jimmy
Memo : TX Channel 1 (intercom mode)



AUDIX TECHNOLOGY (SHENZHEN) CO., LTD.

Shenzhen Science & Ind Park
 Tel:0755-26639496
 Fax:26632877

Data#: 26 File#: Technic Star.EMI Date: 2003-01-09 Time: 21:48:41



AUDIX TECHNOLOGY (SHENZHEN) CO., LTD. (3# Chamber)

Trace:

Ref Trace:

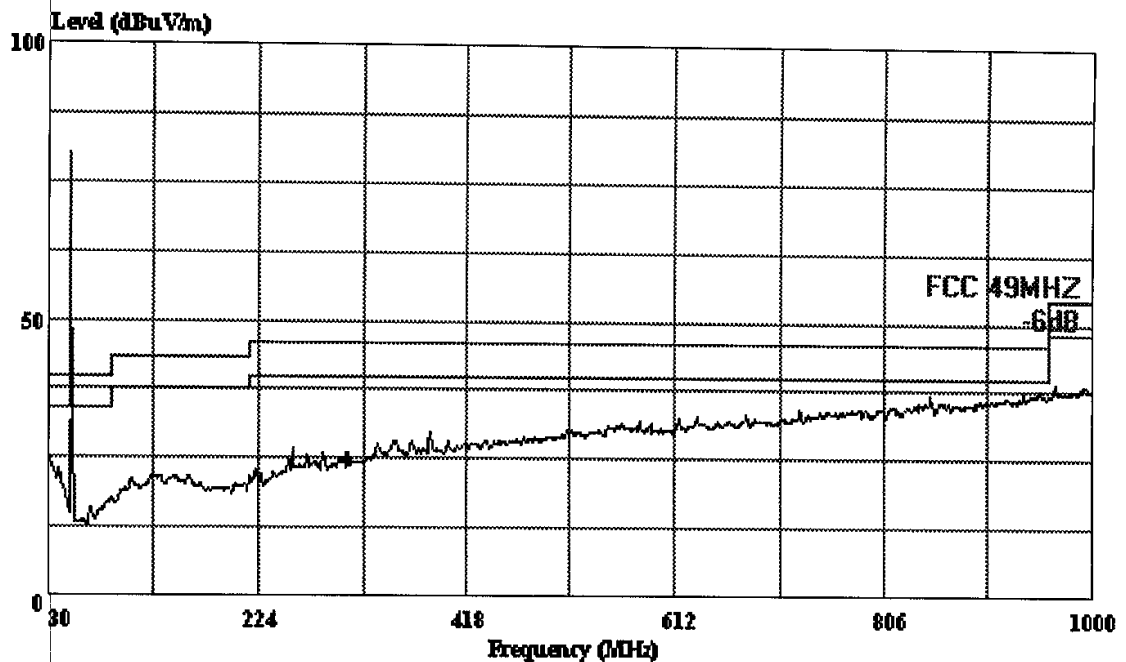
Condition: FCC 49MHZ 3m 2598FACTOR VERTICAL
 EUT : Constant Care 3000 Two-way Communicator
 M/N : 613000 (Parent's Unit)
 Power : Adaptor input 120V/60Hz output DC 9v
 Test Engineer: Jimmy
 Memo : TX Channel 1 (intercom mode)



AUDIX TECHNOLOGY (SHENZHEN) CO., LTD.

Shenzhen Science & Ind Park
 Tel:0755-26639496
 Fax:26632877

Data#: 22 File#: Technic Star.EMI Date: 2003-01-09 Time: 21:40:09



AUDIX TECHNOLOGY (SHENZHEN) CO., LTD. (3# Chamber)

Trace:

Ref Trace:

Condition: FCC 49MHZ 3m 2598FACTOR HORIZONTAL

EUT : Constant Care 3000 Two-way Communicator

M/N : 613000 (Parent's Unit)

Power : Adaptor input 120V/60Hz output DC 9v

Test Engineer: Jimmy

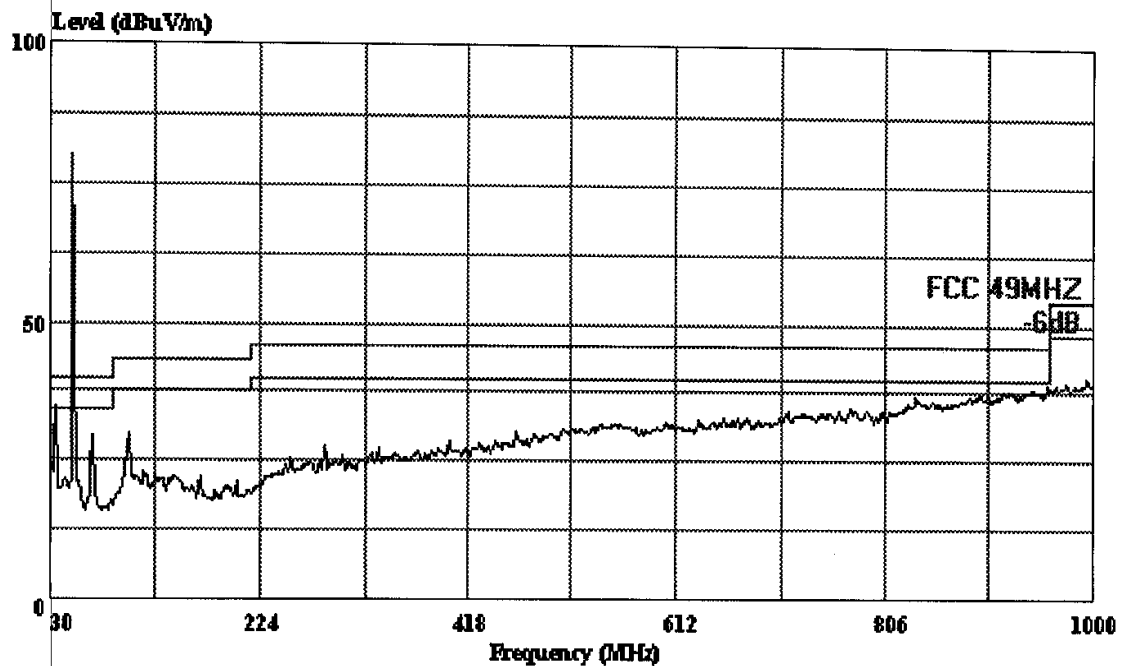
Memo : TX Channel 2 (intercom mode)



AUDIX TECHNOLOGY (SHENZHEN) CO., LTD.

Shenzhen Science & Ind Park
Tel:0755-26639496
Fax:26632877

Data#: 24 File#: Technic Star.EMI Date: 2003-01-09 Time: 21:45:09



AUDIX TECHNOLOGY (SHENZHEN) CO., LTD. (3# Chamber)

Trace:

Ref Trace:

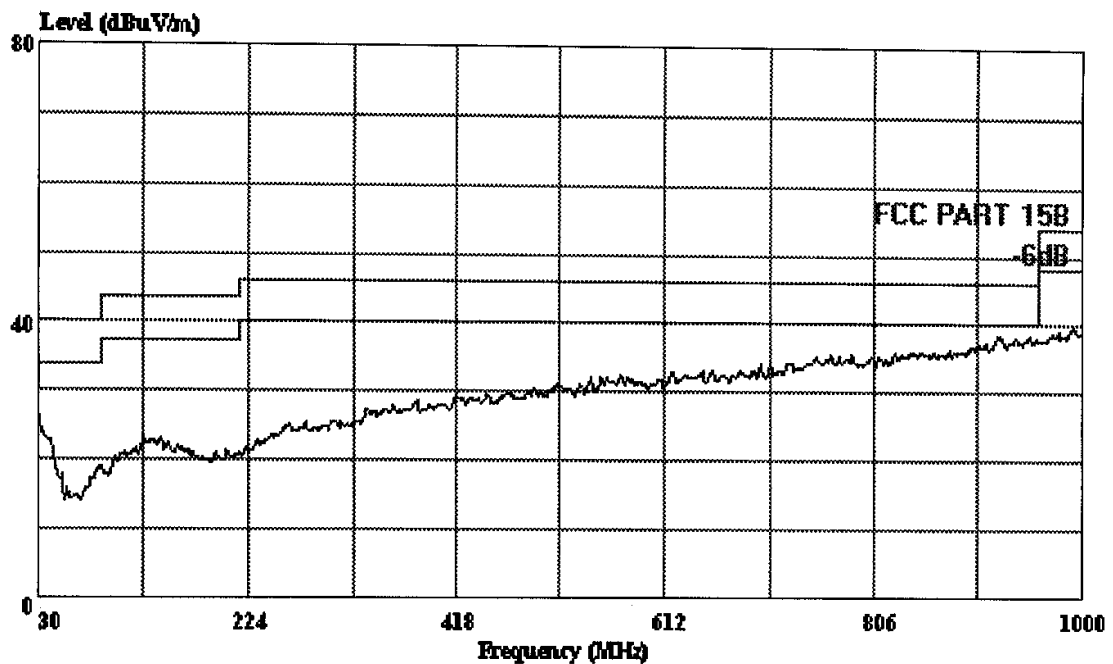
Condition: FCC 49MHz 3m 2598FACTOR VERTICAL
EUT : Constant Care 3000 Two-way Communicator
M/N : 613000(Parent's Unit)
Power : Adaptor input 120V/60Hz output DC 9v
Test Engineer: Jimmy
Memo : TX Channel 2 (intercom mode)



AUDIX TECHNOLOGY (SHENZHEN) CO., LTD.

Shenzhen Science & Ind Park
Tel:0755-26639496
Fax:26632877

Data#: 16 File#: Technic Star.EMI Date: 2003-01-09 Time: 21:29:41



AUDIX TECHNOLOGY (SHENZHEN) CO., LTD. (3# Chamber)

Trace:

Ref Trace:

Condition: FCC PART 15B 3m 2598FACTOR HORIZONTAL
EUT : Constant Care 3000 Two-way Communicator
M/N : 613000(Parent's Unit)
Power : Adaptor input 120V/60Hz output DC 9v
Test Engineer: Jimmy
Memo : RX Channel 1(Monitor mode)



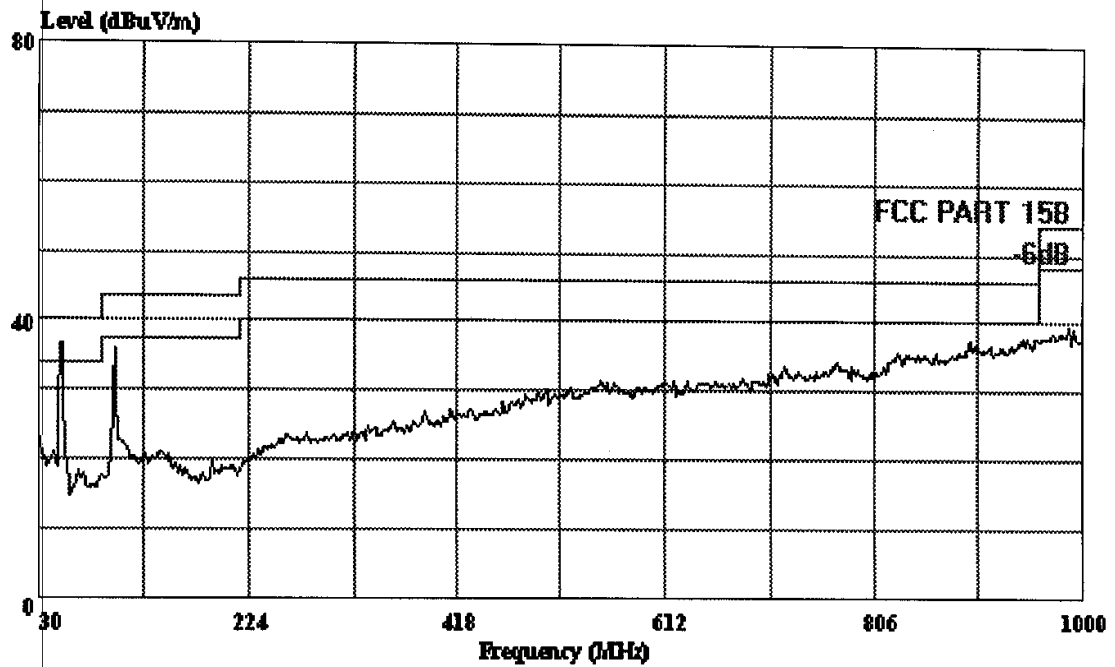
AUDIX TECHNOLOGY (SHENZHEN) CO., LTD.

Shenzhen Science & Ind Park

Tel:0755-26639496

Fax:26632877

Data#: 17 File#: Technic Star.EMI Date: 2003-01-09 Time: 21:30:39



AUDIX TECHNOLOGY (SHENZHEN) CO., LTD. (3# Chamber)

Trace:

Ref Trace:

Condition: FCC PART 15B 3m 2598FACTOR VERTICAL

EUT : Constant Care 3000 Two-way Communicator

M/N : 613000 (Parent's Unit)

Power : Adaptor input 120V/60Hz output DC 9v

Test Engineer: Jimmy

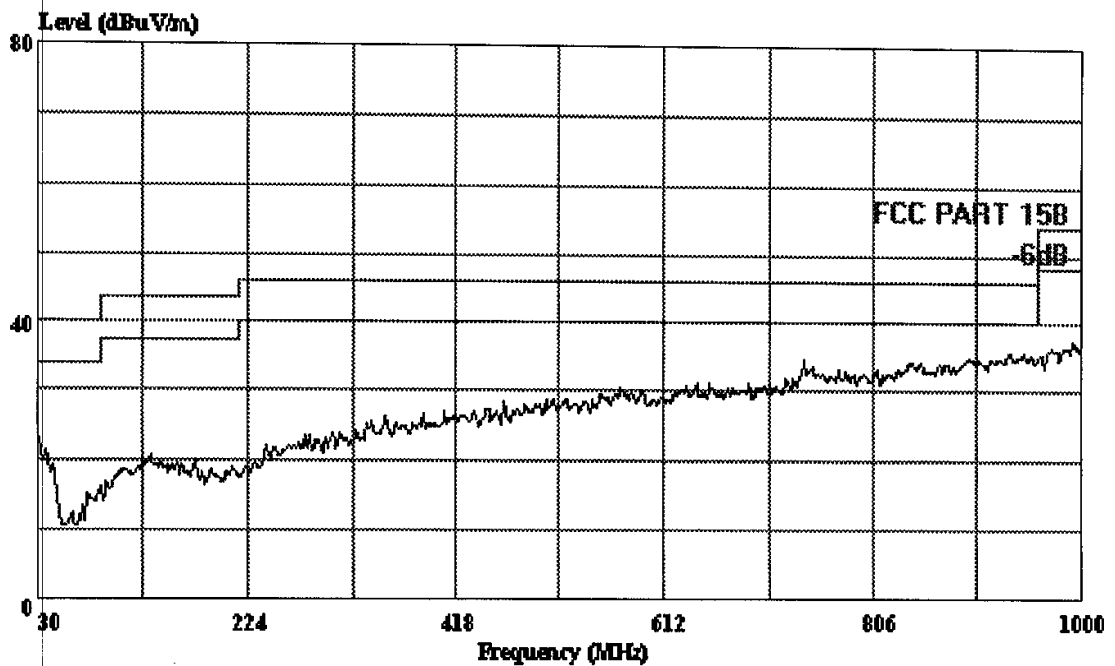
Memo : RX Channel 1 (Monitor mode)



AUDIX TECHNOLOGY (SHENZHEN) CO., LTD.

Shenzhen Science & Ind Park
Tel:0755-26639496
Fax:26632877

Data#: 21 File#: Technic Star.EMI Date: 2003-01-09 Time: 21:37:06



AUDIX TECHNOLOGY (SHENZHEN) CO., LTD. (3# Chamber)

Trace:

Ref Trace:

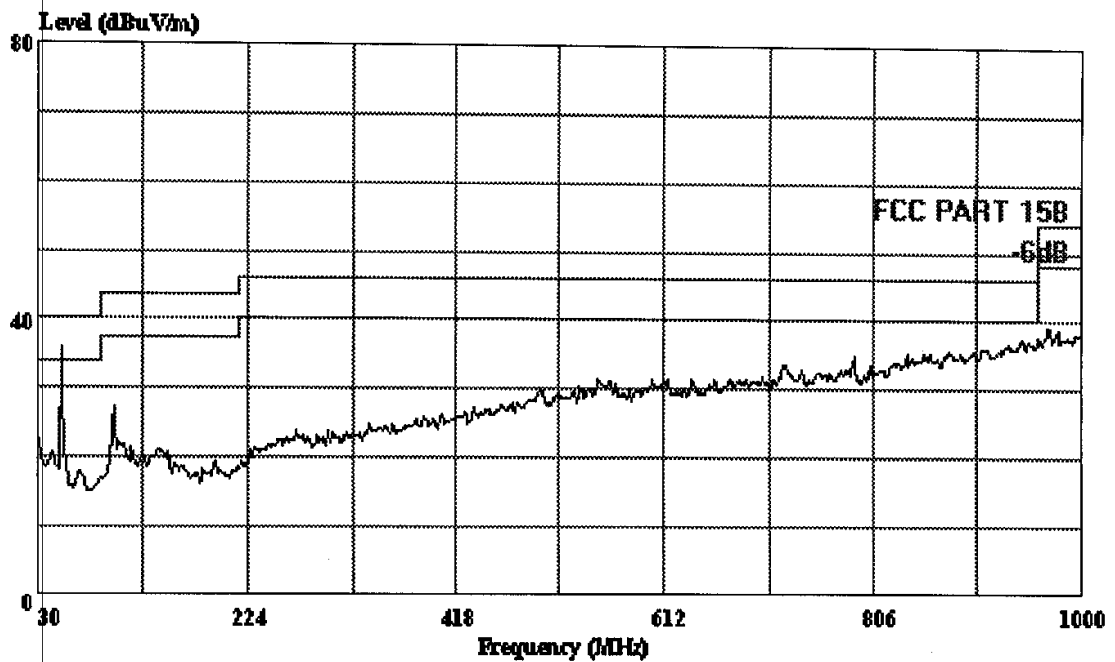
Condition: FCC PART 15B 3m 2598FACTOR HORIZONTAL
EUT : Constant Care 3000 Two-way Communicator
M/N : 613000(Parent's Unit)
Power : Adaptor input 120V/60Hz output DC 9v
Test Engineer: Jimmy
Memo : RX Channel 2 (Monitor mode)



AUDIX TECHNOLOGY (SHENZHEN) CO., LTD.

Shenzhen Science & Ind Park
 Tel:0755-26639496
 Fax:26632877

Data#: 19 File#: Technic Star.EMI Date: 2003-01-09 Time: 21:34:51



AUDIX TECHNOLOGY (SHENZHEN) CO., LTD. (3# Chamber)

Trace:

Ref Trace:

Condition: FCC PART 15B 3m 2598FACTOR VERTICAL

EUT : Constant Care 3000 Two-way Communicator

M/N : 613000 (Parent's Unit)

Power : Adaptor input 120V/60Hz output DC 9v

Test Engineer: Jimmy

Memo : RX Channel 2 (Monitor mode)