




SETUP WITH MAXIMUM DETECTED EMISSION AT HORIZONTAL POLARIZATION




SETUP WITH MAXIMUM DETECTED EMISSION AT VERTICAL POLARIZATION

5.2. Photos of Radiated Measurement at Open Field Test Site



FRONT VIEW OF RADIATED TEST




BACK VIEW OF RADIATED TEST

5. PHOTOGRAPHS

5.1. Photos of Powerline Conducted Measurement



FRONT VIEW OF CONDUCTED TEST



BACK VIEW OF CONDUCTED TEST