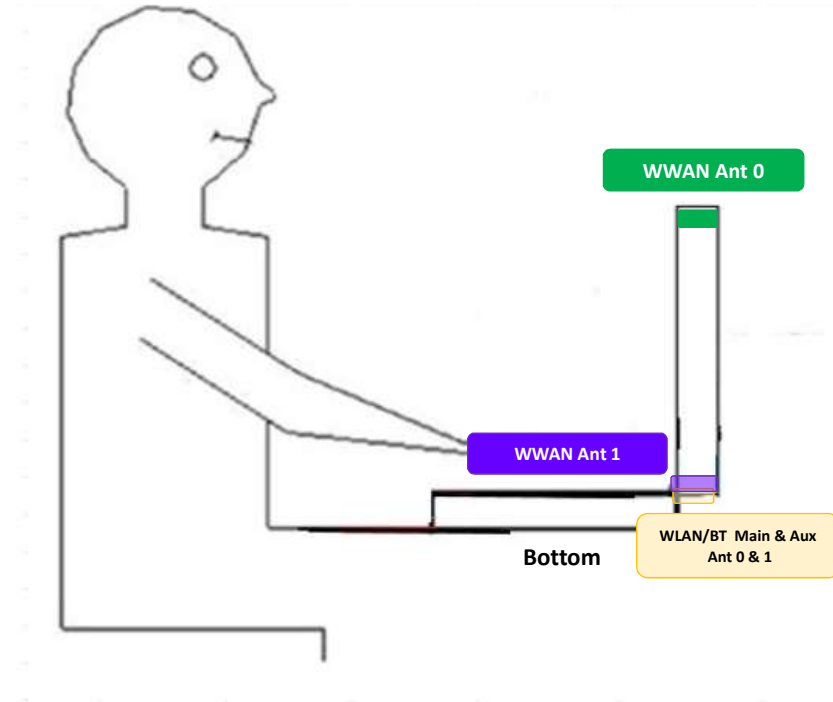
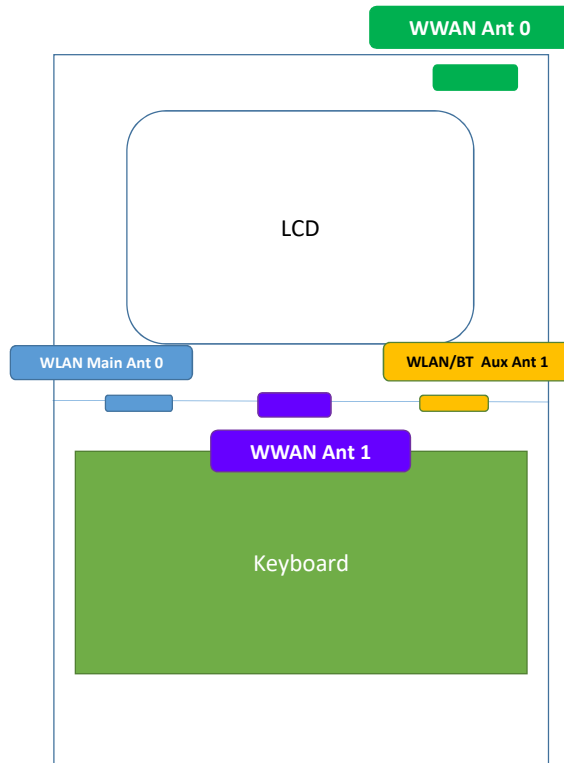


## Photographs of EUT Setup and Antenna Location

The photographs of EUT and setup for SAR testing are shown as follows.

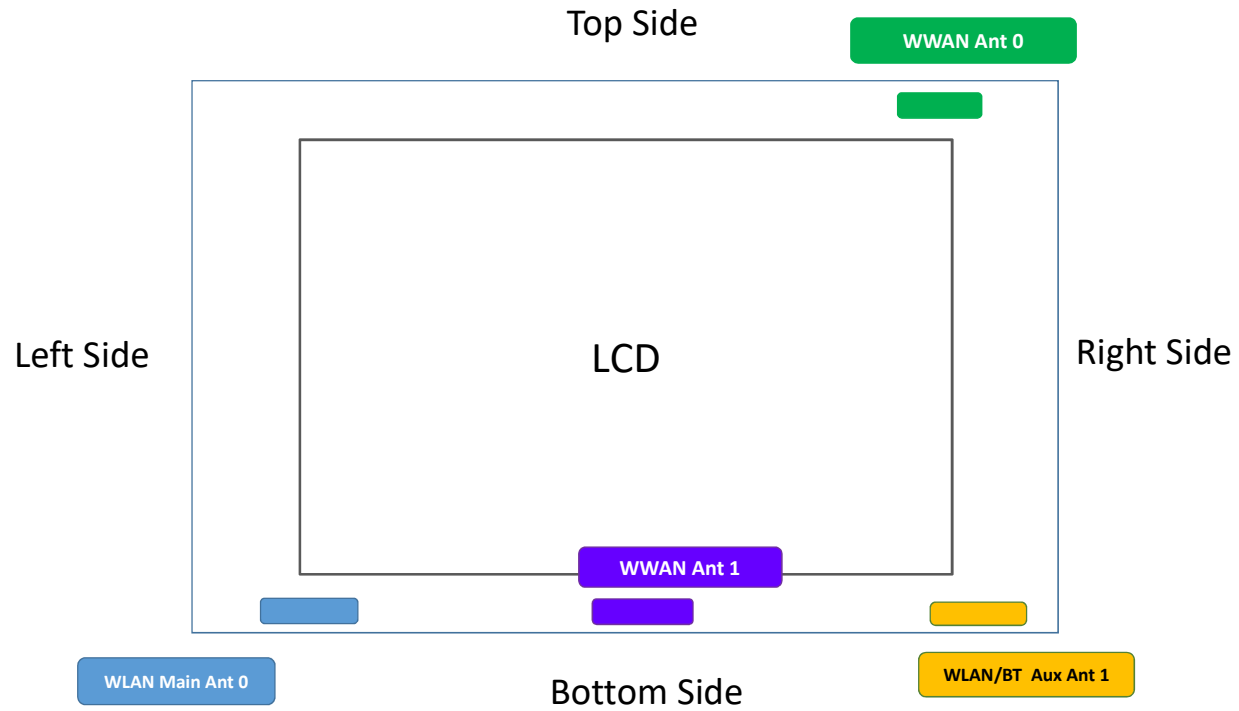
## <Tx Antenna Location - Laptop Operating Mode>



Antenna	Supported Band
WWAN Ant 0	WCDMA II / IV / V LTE B2 / 4 / 5 / 7 / 12 / 13 / 14 / 17 / 25 / 26 / 30 / 38 / 66 / 71 NR n2 / 5 / 7 / 25 / 30 / 38 / 66 / 71
WWAN Ant 1	LTE B41 / 48 NR n41 / 77 / 78
WLAN Main Ant 0	Wi-Fi 2.4G / 5G / 6G
WLAN/BT Aux Ant 1	Wi-Fi 2.4G / 5G / 6G / BT

Antenna	To Bottom of Laptop (mm)
WWAN Ant 0	216.54
WWAN Ant 1	12.55
WLAN Main Ant 0	3.44
WLAN/BT Aux Ant 1	3.44

## <Tx Antenna Location - Tablet Operating Mode>



Antenna	Supported Band
WWAN Ant 0	WCDMA II / IV / V LTE B2 / 4 / 5 / 7 / 12 / 13 / 14 / 17 / 25 / 26 / 30 / 38 / 66 / 71 NR n2 / 5 / 7 / 25 / 30 / 38 / 66 / 71
WWAN Ant 1	LTE B41 / 48 NR n41 / 77 / 78
WLAN Main Ant 0	Wi-Fi 2.4G / 5G / 6G
WLAN/BT Aux Ant 1	Wi-Fi 2.4G / 5G / 6G / BT

**<Photographs of Body SAR Test Setup>**




**Rear Face of Tablet Mode Tested at 0 mm**



**Left Side of Tablet Mode Tested at 0 mm**



**Right Side of Tablet Mode Tested at 0 mm**



**Top Side of Tablet Mode Tested at 0 mm**



**Bottom of Laptop Mode Tested at 0 mm**

**<Photographs of Bottom Body SAR Test Setup>**



**Bottom of EUT Tested at 0 mm**

**<Photographs of Bottom Body SAR Test Setup>**



**Top Side of Tablet Mode Tested at 16 mm**



**Bottom of EUT Tested at 21 mm**




**Rear Face of Tablet Mode Tested at 21 mm**




**Bottom Side of EUT Tested at 19 mm**


**<Photographs of Power Density Test in Tablet Mode Setup>**



**Rear Face of EUT Tested at 0 mm**



**Left Side of Tablet Mode Tested at 0 mm**



**Right Side of Tablet Mode Tested at 0 mm**



**Top Side of Tablet Mode Tested at 0 mm**



**Bottom Side of Tablet Mode Tested at 0 mm**

**<Photographs of Power Density Test in Laptop Mode Setup>**



**Bottom of EUT Tested at 0 mm**