

21. TEST SETUP PHOTOS


Laptop - Lap-held
(with display open at 90° to the keyboard)




Tablet - Bottom face
(w/ 0.0 cm from the bottom of the laptop base-to-phantom)



Tablet - Edge: Primary Landscape (No SAR due to large distance)




Tablet - Edge: Secondary Landscape (Worst-case)
(Normal SAR and Linearity Test Setup Photo)



Tablet - Edge - Primary Portrait



Tablet - Edge - Secondary Portrait (SAR test at Main antenna)



22. HOST DEVICE PHOTOS

Laptop Mode



Tablet Mode - Front View



Tablet Mode - Bottom View



END OF REPORT