


8. SETUP PHOTOS

8.1. ANTENNA PORT CONDUCTED RF MEASUREMENT SETUP



8.2. PRECISION M60 LAPTOP WITH WISTRON ANTENNA SET


RADIATED RF MEASUREMENT SETUP



RADIATED BACK PHOTO



POWERLINE CONDUCTED EMISSIONS MEASUREMENT SETUP



LINE CONDUCTED BACK PHOTO



8.3. PRECISION M60 LAPTOP WITH HITACHI ANTENNA SET


RADIATED RF MEASUREMENT SETUP



RADIATED BACK PHOTO



POWERLINE CONDUCTED EMISSIONS MEASUREMENT SETUP




LINE CONDUCTED BACK PHOTO



8.4. INSPIRON 510M LAPTOP WITH PHYCOMP ANTENNA SET


RADIATED RF MEASUREMENT SETUP



RADIATED BACK PHOTO



POWERLINE CONDUCTED EMISSIONS MEASUREMENT SETUP




LINE CONDUCTED BACK PHOTO



8.5. INSPIRON 300M LAPTOP WITH WISTRON ANTENNA SET


RADIATED RF MEASUREMENT SETUP



RADIATED BACK PHOTO



POWERLINE CONDUCTED EMISSIONS MEASUREMENT SETUP




LINE CONDUCTED BACK PHOTO



8.6. INSPIRON 300M LAPTOP WITH HITACHI ANTENNA SET


RADIATED RF MEASUREMENT SETUP




RADIATED BACK PHOTO



POWERLINE CONDUCTED EMISSIONS MEASUREMENT SETUP





END OF REPORT