





Maximum Peak Output Power Measurement Setup



Conducted Emissions at Antenna Terminal Setup




*AC Conducted Emissions Measurement
(Front View)
Setup*



AC Conducted Emissions Measurement (Rear View) Setup



***Radiated Emissions Measurement
(30-1000 MHz) (Front View)
Setup***



***Radiated Emissions Measurement
(30-1000 MHz) (Rear View)
Setup***



***Radiated Emissions Measurement
(1-26.5 GHz) (Front View)
Setup***



***Radiated Emissions Measurement
(1-26.5 GHz) (Rear View)
Setup***