

A white line-art illustration of the Shure AONIC 50, Gen 2 headphones is centered on a dark background. The headphones are shown from a three-quarter perspective, with the left earcup in the foreground and the right earcup behind it. The headband is curved over the top. The word "SHURE" is printed on the outer side of each earcup and on the top of the headband. A green line starts from the top left, passes through the "SHURE" logo, and extends diagonally across the page. A red line starts from the bottom right and curves upwards towards the bottom left corner.

**SHURE**

**Q U I C K  
S T A R T  
G U I D E**

**AONIC 50, GEN 2**  
WIRELESS NOISE  
CANCELLING  
HEADPHONES

**SAFETY PRECAUTIONS:** Before using this product, please read and save the enclosed warnings and safety instructions.

**PRÉCAUTIONS DE SÉCURITÉ :** Avant d'utiliser ce produit, prière de lire les avertissements et consignes de sécurité ci-joints et de les conserver.

**SICHERHEITSVORKEHRUNGEN:** Vor Gebrauch dieses Produkts bitte die enthaltenen Warnhinweise und Sicherheitsanweisungen lesen und aufbewahren.

**PRECAUZIONI DI SICUREZZA:** prima di usare questo prodotto, leggete le avvertenze e le istruzioni per la sicurezza allegate e conservatele.

**PRECAUCIONES DE SEGURIDAD:** Antes de utilizar este producto, lea y conserve los mensajes de advertencia e instrucciones de seguridad que se incluyen.

安全にお使いいただくために：本製品のご使用前には必ず同封の警告および安全上の注意事項を読んで理解してください。お読みになった後はいつでも確認できるよう大切に保管しておいてください。

安全事项：在使用本产品之前，请阅读并保存好附带的警告和安全说明。

안전 유의사항: 이 제품을 사용하기 전에, 동봉된 경고사항들과 안전에 관한 지침서를 읽고 보관해 두시기 바랍니다.



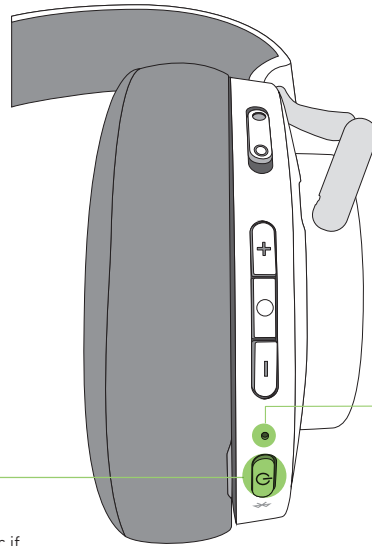
©2023 Shure Incorporated  
Regulatory Model: MH36458  
27A53896 (Rev. 1)

Printed in China



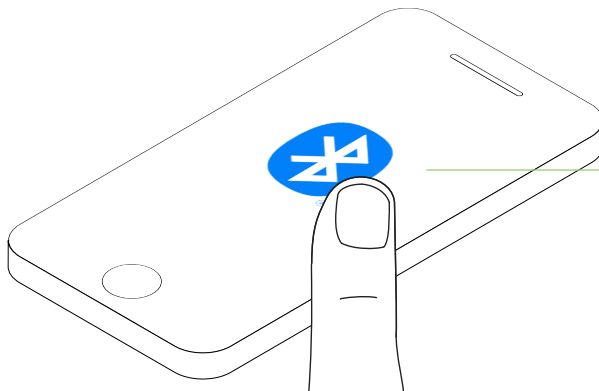
# POWER ON & PAIR

## 1 POWER ON Hold 2s



Flashing blue/red – **PAIRING MODE**

**i** Headphones automatically enter pairing mode the first time you power them on or if not previously paired with a device



Select **Shure AONIC 50**  
on your device

## 2

# USING THE POWER BUTTON

---



## **POWER ON/OFF**

Hold for 2s



**HOLD 2s**



## **PAIRING MODE**

Hold 5s from a powered-off state



**HOLD 5s**



## **BATTERY STATUS**

Press two times (audible notification)



**2X**



## **CLEAR PAIRED DEVICE LIST**

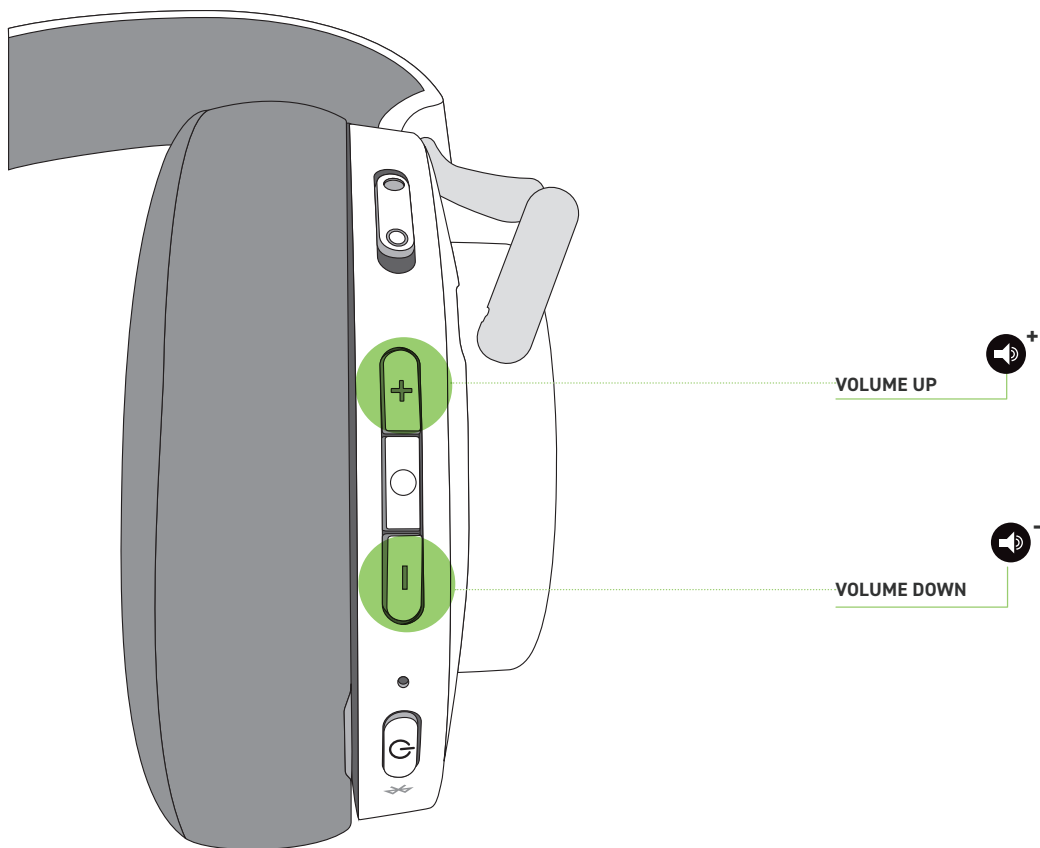
Hold 7s from a powered-off state and plugged into a charger



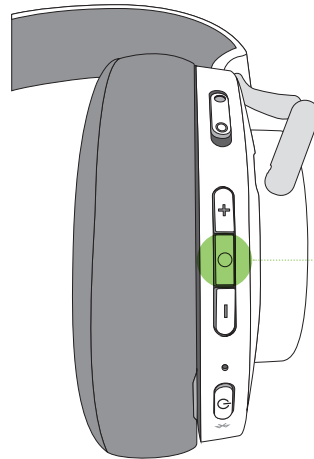
**HOLD 7s**

# CONTROLLING THE VOLUME

---



# CONTROLLING THE MUSIC + PHONE




CENTER BUTTON


 **PLAY/PAUSE**  
Press one time




 **NEXT TRACK**  
Press two times




 **RESTART TRACK**  
Press three times after  
at least 6s of music



 **PREVIOUS TRACK**  
Press three times



 **VOICE ASSISTANT**  
Press and hold 2s



 **ANSWER**  
Press one time



 **END**  
Press one time



 **DECLINE**  
Press and hold 2s



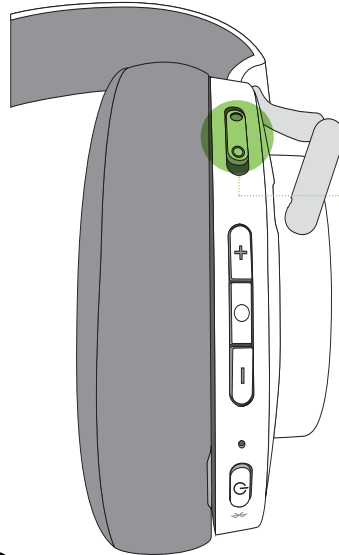
 **MUTE/UNMUTE MIC**  
Press two times



  **HOLD /  
ANSWER 2ND CALL**  
Press three times



# NOISE CONTROL



NOISE CONTROL BUTTON



You can customize the button controls in the ShurePlus™ PLAY app available for iOS and Android



**ENVIRONMENT MODE (EM)**  
Push up



**NO EM OR ANC**  
Center

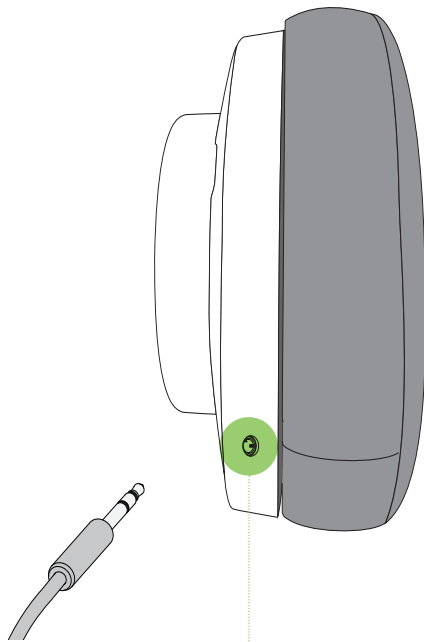


**ACTIVE NOISE CANCELLATION (ANC)**  
Push down



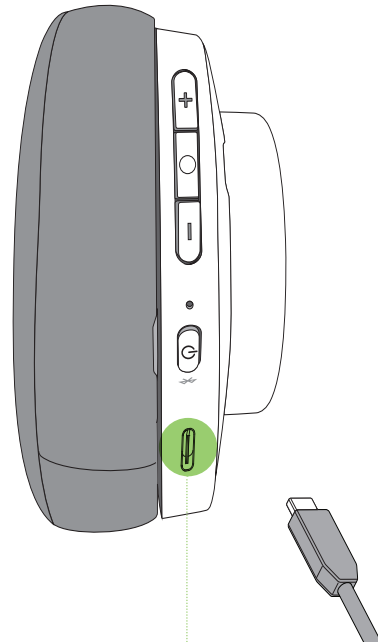
# USING THE CABLES

---



## **3.5 MM AUDIO CABLE**

Use to connect to analog audio port



## **USB-C CABLE**

Use to charge the battery &  
connect to digital audio



# LED BEHAVIORS



**PAIRING MODE**  
Flashing blue/red



**PAIRING SUCCESSFUL**  
Blue for 2s



**PAIRING UNSUCCESSFUL**  
Flashing blue



**ON A CALL**  
Red



**CHARGING**  
Red



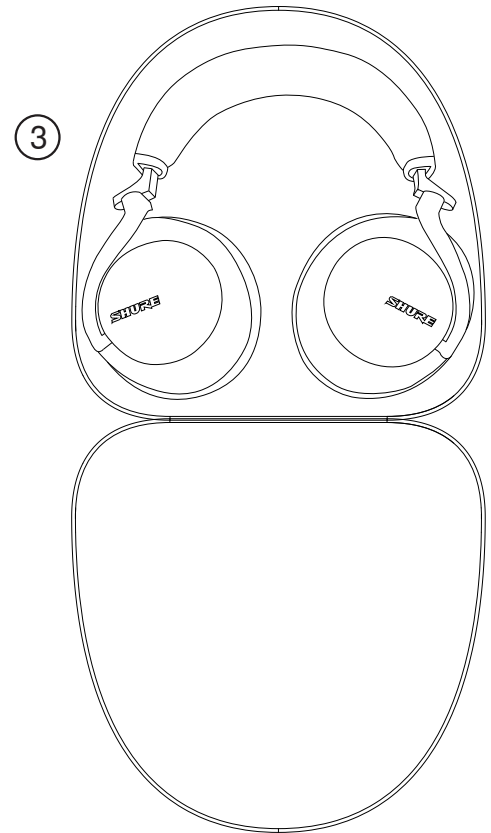
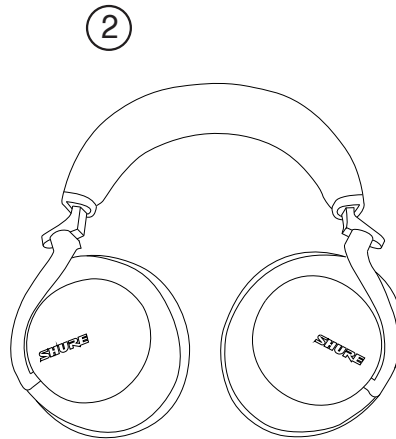
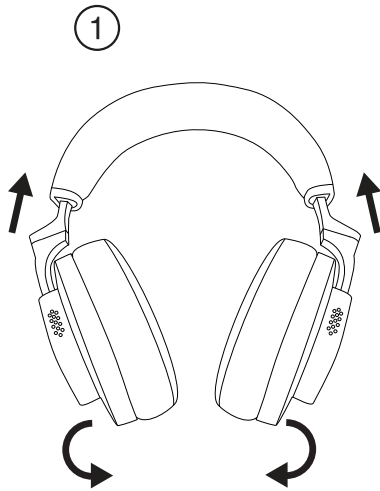
**LOW BATTERY**  
Flashing red



**FULLY CHARGED**  
Off

# STORING THE HEADPHONES

---



# SPECIFICATIONS

## HEADPHONES

**Transducer Type**  
Dynamic, Neodymium magnet

**Driver Size**  
50 mm

**Frequency Response**  
20 to 22,000 Hz

**Sensitivity**  
@ 1 kHz  
97.5 dB/mW

**Impedance**  
@ 1 kHz  
39 Ω

**Maximum Input Power**  
100 mW

**Battery Life**  
up to 45 hours

**Weight**  
334 g (11.8 oz.)

**Operating Temperature**  
0°C to 45°C (32°F to 113°F)

**Storage Temperature**  
-10°C to 30°C (14°F to 86°F)

## BLUETOOTH

**Antenna Type**  
Internal Monopole

**Gain**  
+2.60 dBi

**Operating Frequency**  
2402 MHz-2480 MHz

**Modulation Type**  
FHSS

**RF Output Power**  
+13.92 dBm ( EIRP)

**Supported Codecs**  
aptX™  
aptX HD  
aptX Adaptive  
LDAC™  
SBC  
AAC

CABLES	LENGTH
USB-C to USB-A	1m
2.5 mm to 3.5 mm	1.5 m



DOWNLOAD OUR MOBILE LISTENING APP

# SHUREPLUS<sup>TM</sup> PLAY



iOS



ANDROID

HAVE QUESTIONS?


# WE'VE GOT YOU.

---

Visit **shure.com** to view  
the online user guide







# SHURE

**United States, Canada,  
Latin America, Caribbean:**

Shure Incorporated  
5800 West Touhy Avenue  
Niles, IL 60714-4608 USA

Phone: 847-600-2000  
Fax: 847-600-1212 (USA)  
Fax: 847-600-6446  
Email: [info@shure.com](mailto:info@shure.com)

**Europe, Middle East, Africa:**

Shure Europe GmbH - EU Importer  
Jakob-Dieffenbacher - St. 12,  
75031 Eppingen, Germany

Phone: +49-7262-92490  
Fax: +49-7262-9249114  
Email: [info@shure.de](mailto:info@shure.de)

**Shure UK Limited - UK Importer**

Unit 2, The IO Centre, Lea Road,  
Waltham Abbey, Essex, EN9 1AS, UK

**Asia, Pacific:**

Shure Asia Limited  
22/F, 625 King's Road  
North Point, Island East  
Hong Kong

Phone: 852-2893-4290  
Fax: 852-2893-4055  
Email: [info@shure.com.hk](mailto:info@shure.com.hk)