

RF Exposure Lab

802 N. Twin Oaks Valley Road, Suite 105 • San Marcos, CA 92069 • U.S.A.

TEL (760) 471-2100 • FAX (760) 471-2121

<http://www.rfexposurelab.com>

CERTIFICATE OF COMPLIANCE SAR EVALUATION

Tait International Limited
245 Wooldridge Road
Harewood
Christchurch 8051
New Zealand

Dates of Test: Oct. 9 – 11, 2019, Dec. 15, 2020
Test Report Number: SAR.20191010
Revision B

FCC ID:	CASTPGHKA
IC Certificate:	737A-TPGHKA
Model(s):	TPGHKA
Test Sample:	Engineering Unit Same as Production
Serial Number:	25875503
Equipment Type:	Push-To-Talk Handheld Radio for Occupational Use
Classification:	Portable Transmitter Next to Face and Body
TX Frequency Range:	403 – 470 MHz (FCC); 406.1 – 470 MHz (IC); 2412-2472 MHz; 2402-2480 MHz
Frequency Tolerance:	± 2.5 ppm
Maximum RF Output:	450 MHz – 36.02 dBm, 2450 MHz (WiFi) – 18.00 dBm, 2450 MHz (BT) – 12.04 dBm Conducted
Signal Modulation:	FM
Body Worn Accessories:	Model T03-00038-0001, T03-00038-0002, T03-00038-0003, T03-00038-0004, T03-00038-0005, T03-00038-0006, T03-00038-0007, T03-00038-0008, T03-00038-0009, T03-00038-0010, T03-00038-0011, T03-00038-0012, T03-00038-0013, T03-00038-0014, T03-00038-0015, T03-00038-0016, T03-00038-0017, T03-00038-0018, T03-00038-0019, T03-00038-0020, T03-00038-0021, T03-00038-0022, T03-00038-0023, T03-00038-0024, T03-00038-0025, T03-00038-0026, T03-00038-0027, T03-00038-0028, T03-00038-0029, T03-00038-0030, T03-00038-0031, T03-00038-0032, T03-00038-0033, T03-00038-0034, T03-00038-0035, T03-00038-0036, T03-00038-0037, TPA-CA-201, TPA-CA-206, TPA-CA-207, TPA-CA-208
Audio Accessories:	Model T03-00045-Dxxx, T03-00045-Exxx, T03-00045-Fxxx, T03-00045-Jxxx, T03-00045-Kxxx, T03-00045-Lxxx, T03-00045-Mxxx, T03-00045-Nxxx, T03-00046-Exxx, T03-00046-Fxxx, T03-00046-Gxxx, T03-00046-Hxxx, T03-00046-Jxxx, T03-00047-Axxx, T03-00047-Bxxx, T03-00047-Cxxx, T03-00086-01xx, T03-00086-02xx, T03-00086-03xx, T03-00120-xAAD, T03-00120-xAAE, T03-00120-xAAJ, T03-00053-0451, T952-055
Antenna:	Model TPA-AN-011, TPA-AN-013, TPA-AN-027, TPA-AN-037, TPA-AN-038, TPA-AN-039
Battery:	Model T03-00011-Axxx, T03-00011-Bxxx, T03-00011-Cxxx, T03-00011-Dxxx (where x denotes different regulatory approvals and suppliers)
Application Type:	Certification
FCC Rule Parts:	Part 2, 80, 90
KDB Test Methodology:	KDB 447498 DO1 v06, KDB 643646 D01 v01r03, KDB 865664 D01 v01r04, KDB 865664 D02 v01r01
Industry Canada:	RSS-102 Issue 5, Safety Code 6
Maximum SAR Value:	2.84 W/kg for Face; 4.37 W/kg for Body Reported
Simultaneous SAR Value:	0.37 for Face; 0.56 for Body Limit Ratio
Separation Distance:	25 mm for Face; 0 mm for Body

This wireless mobile and/or portable device has been shown to be compliant for localized specific absorption rate (SAR) for uncontrolled environment/general exposure limits specified in ANSI/IEEE Std. C95.1-1992 and had been tested in accordance with the measurement procedures specified in IEEE 1528-2013 and EN/IEC 62209:2010 (See test report).

I attest to the accuracy of the data. All measurements were performed by myself or were made under my supervision and are correct to the best of my knowledge and belief. I assume full responsibility for the completeness of these measurements and vouch for the qualifications of all persons taking them.

RF Exposure Lab, LLC certifies that no party to this application is subject to a denial of Federal benefits that includes FCC benefits pursuant to Section 5301 of the Anti-Drug Abuse Act of 1988, 21 U.S.C. 853(a).



Jay M. Moulton
Vice President



Testing Cert. # 2387.01

© 2019 RF Exposure Lab, LLC

This report shall not be reproduced except in full without the written approval of RF Exposure Lab, LLC.

Table of Contents

1. Introduction	4
SAR Definition [5].....	5
2. SAR Measurement Setup.....	6
Robotic System.....	6
System Hardware.....	6
System Electronics.....	7
Probe Measurement System.....	7
3. Probe and Dipole Calibration.....	15
4. Phantom & Simulating Tissue Specifications.....	16
Head & Body Simulating Mixture Characterization	16
5. ANSI/IEEE C95.1 – 1992 RF Exposure Limits [2].....	17
Uncontrolled Environment	17
Controlled Environment.....	17
6. Measurement Uncertainty	18
7. System Validation.....	19
Tissue Verification.....	19
Test System Verification.....	19
8. SAR Test Data Summary	20
Procedures Used To Establish Test Signal	20
Device Test Condition	20
SAR Data Summary – Head SAR Face Measurements	65
SAR Data Summary – Body SAR Measurements	66
SAR Data Summary – Body SAR Measurements	67
SAR Data Summary – Simultaneous Evaluation	68
9. Test Equipment List.....	69
10. Conclusion	70
11. References.....	71
Appendix A – System Validation Plots and Data	72
Appendix B – SAR Test Data Plots	78
Appendix C – SAR Test Setup Photos	81
Appendix D – Probe Calibration Data Sheets.....	90
Appendix E – Dipole Calibration Data Sheets	110
Appendix F – Phantom Calibration Data Sheets	127
Appendix G – Validation Summary.....	129

Comment/Revision	Date
Original Release	December 5, 2019
Revision A – Correct company name, model number, powers for WiFi and BT on page 1, Body worn accessories list and battery list	December 6, 2019
Revision B – Add Battery Exxx and Audio Accessories	December 23, 2020

Note: The latest version supersedes all previous versions listed in the above table. The latest version shall be used.

1. Introduction

This measurement report shows compliance of the Tait International Limited Model(s) TPGHKA FCC ID: CASTPGHKA with FCC Part 2, 1093, ET Docket 93-62 Rules for mobile and portable devices and IC Certificate: 737A-TPGHKA with RSS102 & Safety Code 6. The FCC have adopted the guidelines for evaluating the environmental effects of radio frequency radiation in ET Docket 93-62 on August 6, 1996 to protect the public and workers from the potential hazards of RF emissions due to FCC regulated portable devices. [1], [6]

The test results recorded herein are based on a single type test of Tait International Limited Model TPGHKA and therefore apply only to the tested sample.

The test procedures and limits, as described in ANSI C95.1 – 1992 Standard for Safety Levels with Respect to Human Exposure to Radio Frequency Electromagnetic Fields, 3 kHz to 300 GHz [2], ANSI C95.3 – 2002 Recommended Practice for the Measurement of Potentially Hazardous Electromagnetic Fields [3], , IEEE Std.1528 – 2013 Recommended Practice [4], and Industry Canada Safety Code 6 Limits of Human Exposure to Radiofrequency Electromagnetic Fields in the Frequency Range from 3kHz to 300 GHz were employed.

The following table indicates all the wireless technologies operating in the Model TPGHKA PTT. The table also shows the tolerance for the power level for each mode.

Band	Technology	Class	Nominal Power dBm	Setpoint Nominal Power dBm	Tolerance dBm	Lower Tolerance dBm	Upper Tolerance dBm
450 MHz	FM	N/A	N/A	N/A	N/A	N/A	36.02
2450 MHz	802.11bgn	N/A	N/A	N/A	N/A	N/A	18.00
2450 MHz	Bluetooth	N/A	N/A	N/A	N/A	N/A	12.04

SAR Definition [5]

Specific Absorption Rate is defined as the time derivative (rate) of the incremental energy (dW) absorbed by (dissipated in) an incremental mass (dm) contained in a volume element (dV) of a given density (ρ).

$$SAR = \frac{d}{dt} \left(\frac{dW}{dm} \right) = \frac{d}{dt} \left(\frac{dW}{\rho dV} \right)$$

SAR is expressed in units of watts per kilogram (W/kg). SAR can be related to the electric field at a point by

$$SAR = \frac{\sigma |E|^2}{\rho}$$

where:

σ = conductivity of the tissue (S/m)

ρ = mass density of the tissue (kg/m³)

E = rms electric field strength (V/m)

2. SAR Measurement Setup

Robotic System

These measurements are performed using the DASY52 automated dosimetric assessment system. The DASY52 is made by Schmid & Partner Engineering AG (SPEAG) in Zurich, Switzerland and consists of high precision robotics system (Staubli), robot controller, Intel Core2 computer, near-field probe, probe alignment sensor, and the generic twin phantom containing the brain equivalent material. The robot is a six-axis industrial robot performing precise movements to position the probe to the location (points) of maximum electromagnetic field (EMF) (see Fig. 2.1).

System Hardware

A cell controller system contains the power supply, robot controller teach pendant (Joystick), and a remote control used to drive the robot motors. The PC consists of the HP Intel Core2 computer with Windows XP system and SAR Measurement Software DASY52, A/D interface card, monitor, mouse, and keyboard. The Staubli Robot is connected to the cell controller to allow software manipulation of the robot. A data acquisition electronic (DAE) circuit that performs the signal amplification, signal multiplexing, AD-conversion, offset measurements, mechanical surface detection, collision detection, etc. is connected to the Electro-optical coupler (EOC). The EOC performs the conversion from the optical into digital electric signal of the DAE and transfers data to the PC plug-in card.

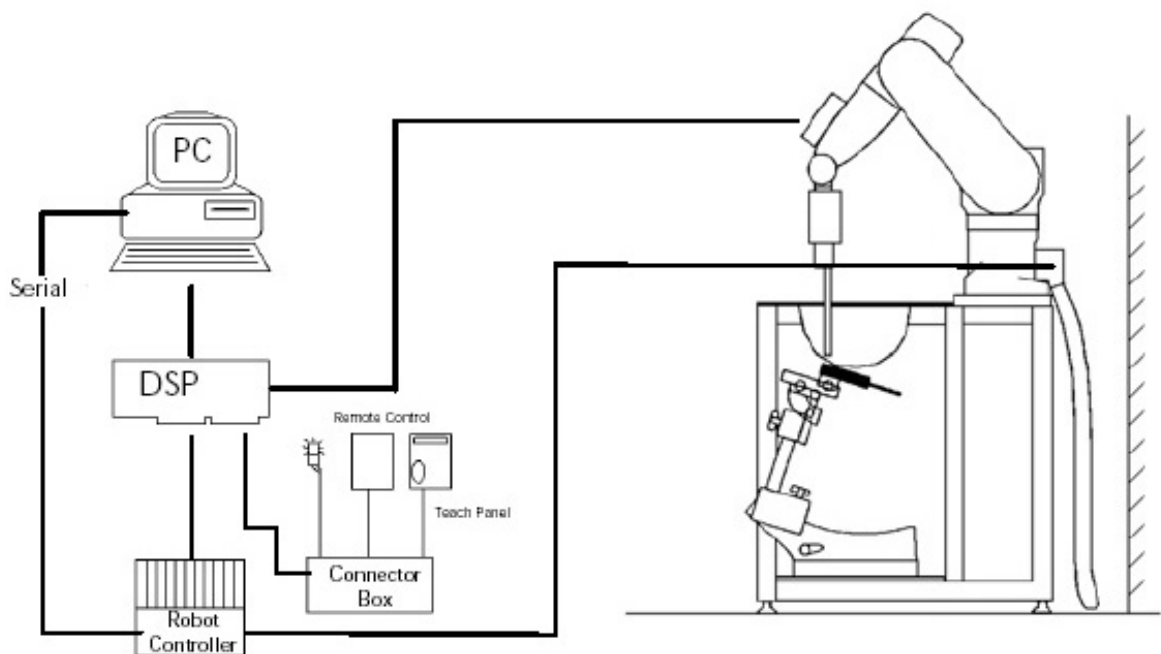


Figure 2.1 SAR Measurement System Setup

System Electronics

The DAE4 consists of a highly sensitive electrometer-grade preamplifier with auto-zeroing, a channel and gain-switching multiplexer, a fast 16 bit AD-converter and a command decoder and control logic unit. Transmission to the PC-card is accomplished through an optical downlink for data and status information and an optical uplink for commands and clock lines. The mechanical probe mounting device includes two different sensor systems for frontal and sidewise probe contacts. They are also used for mechanical surface detection and probe collision detection. The robot uses its own controller with a built in VME-bus computer. The system is described in detail in.

Probe Measurement System

The SAR measurements were conducted with the dosimetric probe EX3DV4, designed in the classical triangular configuration (see Fig. 2.2) and optimized for dosimetric evaluation. The probe is constructed using the thick film technique; with printed resistive lines on ceramic substrates. The probe is equipped with an optical multi fiber line ending at the front of the probe tip. (see Fig. 2.3) It is connected to the EOC box on the robot arm and provides an automatic detection of the phantom surface. Half of the fibers are connected to a pulsed infrared transmitter, the other half to a synchronized receiver. As the probe approaches the surface, the reflection from the surface produces a coupling from the transmitting to the receiving fibers. This reflection increases first during the approach, reaches maximum and then decreases. If the probe is flatly touching the surface, the coupling is zero. The distance of the coupling maximum to the surface is independent of the surface reflectivity and largely independent of the surface to probe angle. The DASY52 software reads the reflection during a software approach and looks for the maximum using a 2nd order fitting. The approach is stopped at reaching the maximum.



DAE System

Probe Specifications

Calibration: In air from 10 MHz to 6.0 GHz
In brain and muscle simulating tissue at Frequencies of 450 MHz, 835 MHz, 1750 MHz, 1900 MHz, 2450 MHz, 2600 MHz, 3500 MHz, 5200 MHz, 5300 MHz, 5600 MHz, 5800 MHz

Frequency: 10 MHz to 6 GHz

Linearity: ± 0.2 dB (30 MHz to 6 GHz)

Dynamic: 10 mW/kg to 100 W/kg

Range: Linearity: ± 0.2 dB

Dimensions: Overall length: 330 mm

Tip length: 20 mm

Body diameter: 12 mm

Tip diameter: 2.5 mm

Distance from probe tip to sensor center: 1 mm

Application: SAR Dosimetry Testing
Compliance tests of wireless device

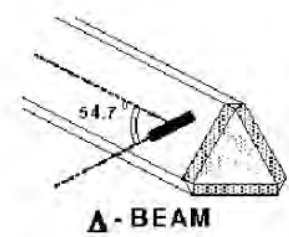


Figure 2.2 Triangular Probe Configurations



Figure 2.3 Probe Thick-Film Technique

Probe Calibration Process

Dosimetric Assessment Procedure

Each probe is calibrated according to a dosimetric assessment procedure described in with accuracy better than +/- 10%. The spherical isotropy was evaluated with the procedure described in and found to be better than +/-0.25dB. The sensitivity parameters (Norm X, Norm Y, Norm Z), the diode compression parameter (DCP) and the conversion factor (Conv F) of the probe is tested.

Free Space Assessment

The free space E-field from amplified probe outputs is determined in a test chamber. This is performed in a TEM cell for frequencies below 1 GHz, and in a waveguide above 1GHz for free space. For the free space calibration, the probe is placed in the volumetric center of the cavity at the proper orientation with the field. The probe is then rotated 360 degrees until the three channels show the maximum reading. The power density readings equates to 1 mW/cm².

Temperature Assessment *

E-field temperature correlation calibration is performed in a flat phantom filled with the appropriate simulated brain tissue. The measured free space E-field in the medium, correlates to temperature rise in a dielectric medium. For temperature correlation calibration a RF transparent thermistor based temperature probe is used in conjunction with the E-field probe

$$SAR = C \frac{\Delta T}{\Delta t}$$

$$SAR = \frac{|E|^2 \cdot \sigma}{\rho}$$

where:

where:

Δt = exposure time (30 seconds),

σ = simulated tissue conductivity,

C = heat capacity of tissue (brain or muscle),

ρ = Tissue density (1.25 g/cm³ for brain tissue)

ΔT = temperature increase due to RF exposure.

SAR is proportional to $\Delta T / \Delta t$, the initial rate of tissue heating, before thermal diffusion takes place.

Now it's possible to quantify the electric field in the simulated tissue by equating the thermally derived SAR to the E- field;

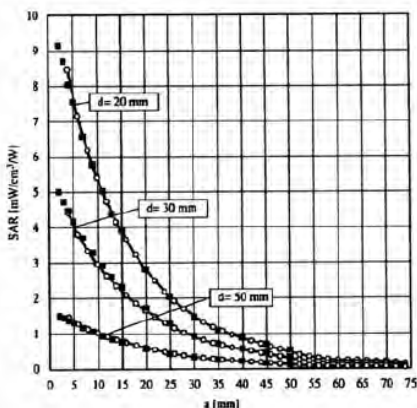


Figure 2.4 E-Field and Temperature Measurements at 900MHz

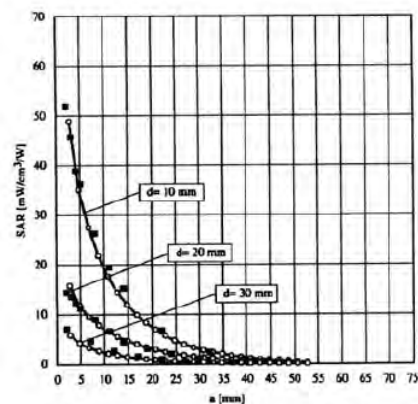


Figure 2.5 E-Field and Temperature Measurements at 1800MHz

Data Extrapolation

The DASY52 software automatically executes the following procedures to calculate the field units from the microvolt readings at the probe connector. The first step of the evaluation is a linearization of the filtered input signal to account for the compression characteristics of the detector diode. The compensation depends on the input signal, the diode type and the DC-transmission factor from the diode to the evaluation electronics. If the exciting field is pulsed, the crest factor of the signal must be known to correctly compensate for peak power. The formula for each channel can be given like below;

$$V_i = U_i + U_i^2 \cdot \frac{cf}{dcp_i}$$

with V_i = compensated signal of channel i (i=x,y,z)
 U_i = input signal of channel i (i=x,y,z)
 cf = crest factor of exciting field (DASY parameter)
 dcp_i = diode compression point (DASY parameter)

From the compensated input signals the primary field data for each channel can be evaluated:

E-field probes:

$$E_i = \sqrt{\frac{V_i}{Norm_i \cdot ConvF}}$$

with V_i = compensated signal of channel i (i = x,y,z)
 $Norm_i$ = sensor sensitivity of channel i (i = x,y,z)
 $\mu V/(V/m)^2$ for E-field probes
 $ConvF$ = sensitivity of enhancement in solution
 E_i = electric field strength of channel i in V/m

The RSS value of the field components gives the total field strength (Hermetian magnitude):

$$E_{tot} = \sqrt{E_x^2 + E_y^2 + E_z^2}$$

The primary field data are used to calculate the derived field units.

$$SAR = E_{tot}^2 \cdot \frac{\sigma}{\rho \cdot 1000}$$

with SAR = local specific absorption rate in W/g
 E_{tot} = total field strength in V/m
 σ = conductivity in [mho/m] or [Siemens/m]
 ρ = equivalent tissue density in g/cm^3

The power flow density is calculated assuming the excitation field to be a free space field.

$$P_{free} = \frac{E_{tot}^2}{3770}$$

with P_{pwc} = equivalent power density of a plane wave in W/cm^2
 E_{tot} = total electric field strength in V/m

Scanning procedure

- The DASY installation includes predefined files with recommended procedures for measurements and system check. They are read-only document files and destined as fully defined but unmeasured masks. All test positions (head or body-worn) are tested with the same configuration of test steps differing only in the grid definition for the different test positions.
- The „reference“ and „drift“ measurements are located at the beginning and end of the batch process. They measure the field drift at one single point in the liquid over the complete procedure. The indicated drift is mainly the variation of the DUT's output power and should vary max. +/- 5 %.
- The highest integrated SAR value is the main concern in compliance test applications. These values can mostly be found at the inner surface of the phantom and cannot be measured directly due to the sensor offset in the probe. To extrapolate the surface values, the measurement distances to the surface must be known accurately. A distance error of 0.5mm could produce SAR errors of 6% at 1800 MHz. Using predefined locations for measurements is not accurate enough. Any shift of the phantom (e.g., slight deformations after filling it with liquid) would produce high uncertainties. For an automatic and accurate detection of the phantom surface, the DASY5 system uses the mechanical surface detection. The detection is always at touch, but the probe will move backward from the surface the indicated distance before starting the measurement.
- The „area scan“ measures the SAR above the DUT or verification dipole on a parallel plane to the surface. It is used to locate the approximate location of the peak SAR with 2D spline interpolation. The robot performs a stepped movement along one grid axis while the local electrical field strength is measured by the probe. The probe is touching the surface of the SAM during acquisition of measurement values. The scan uses different grid spacings for different frequency measurements. Standard grid spacing for head measurements in frequency ranges ≤ 2 GHz is 15 mm in x - and y- dimension. For higher frequencies a finer resolution is needed, thus for the grid spacing is reduced according the following table:

Area scan grid spacing for different frequency ranges	
Frequency range	Grid spacing
≤ 2 GHz	≤ 15 mm
2 – 4 GHz	≤ 12 mm
4 – 6 GHz	≤ 10 mm

Grid spacing and orientation have no influence on the SAR result. For special applications where the standard scan method does not find the peak SAR within the grid, e.g. mobile phones with flip cover, the grid can be adapted in orientation. Results of this coarse scan are shown in annex B.

- A „zoom scan“ measures the field in a volume around the 2D peak SAR value acquired in the previous „coarse“ scan. It uses a fine meshed grid where the robot moves the probe in steps along all the 3 axis (x,y and z-axis) starting at the bottom of the Phantom. The grid spacing for the cube measurement is varied according to the measured frequency range, the dimensions are given in the following table:

Zoom scan grid spacing and volume for different frequency ranges			
Frequency range	Grid spacing for x, y axis	Grid spacing for z axis	Minimum zoom scan volume
≤ 2 GHz	≤ 8 mm	≤ 5 mm	≥ 30 mm
2 – 3 GHz	≤ 5 mm	≤ 5 mm	≥ 28 mm
3 – 4 GHz	≤ 5 mm	≤ 4 mm	≥ 28 mm
4 – 5 GHz	≤ 4 mm	≤ 3 mm	≥ 25 mm
5 – 6 GHz	≤ 4 mm	≤ 2 mm	≥ 22 mm

DASY is also able to perform repeated zoom scans if more than 1 peak is found during area scan. In this document, the evaluated peak 1g and 10g averaged SAR values are shown in the 2D-graphics in annex B. Test results relevant for the specified standard (see section 3) are shown in table form in section 7.

Spatial Peak SAR Evaluation

The spatial peak SAR - value for 1 and 10 g is evaluated after the Cube measurements have been done. The basis of the evaluation are the SAR values measured at the points of the fine cube grid consisting of all points in the three directions x, y and z. The algorithm that finds the maximal averaged volume is separated into three different stages.

- The data between the dipole center of the probe and the surface of the phantom are extrapolated. This data cannot be measured since the center of the dipole is 1 to 2.7 mm away from the tip of the probe and the distance between the surface and the lowest measuring point is about 1 mm (see probe calibration sheet). The extrapolated data from a cube measurement can be visualized by selecting 'Graph Evaluated'.
- The maximum interpolated value is searched with a straight-forward algorithm. Around this maximum the SAR - values averaged over the spatial volumes (1g or 10 g) are computed using the 3d-spline interpolation algorithm. If the volume cannot be evaluated (i.e., if a part of the grid was cut off by the boundary of the measurement area) the evaluation will be started on the corners of the bottom plane of the cube.
- All neighbouring volumes are evaluated until no neighbouring volume with a higher average value is found.

Extrapolation

The extrapolation is based on a least square algorithm [W. Gander, Computermathematik, p.168-180]. Through the points in the first 3 cm along the z-axis, polynomials of order four are calculated. These polynomials are then used to evaluate the points between the surface and the probe tip. The points, calculated from the surface, have a distance of 1 mm from each other.

Interpolation

The interpolation of the points is done with a 3d-Spline. The 3d-Spline is composed of three one-dimensional splines with the "Not a knot"-condition [W. Gander, Computermathematik, p.141-150] (x, y and z -direction) [Numerical Recipes in C, Second Edition, p.123ff].

Volume Averaging

At First the size of the cube is calculated. Then the volume is integrated with the trapezoidal algorithm. 8000 points (20x20x20) are interpolated to calculate the average.

Advanced Extrapolation

DASY uses the advanced extrapolation option which is able to compensate boundary effects on E-field probes.

SAM PHANTOM

The SAM Twin Phantom V4.0 is constructed of a fiberglass shell integrated in a wooden table. The shape of the shell is based on data from an anatomical study designed to determine the maximum exposure in at least 90% of all users. It enables the dosimetric evaluation of left and right hand phone usage as well as body mounted usage at the flat phantom region. A cover prevents the evaporation of the liquid. Reference markings on the Phantom allow the complete setup of all predefined phantom positions and measurement grids by manually teaching three points in the robot. (see Fig. 2.6)

Phantom Specification

Phantom: SAM Twin Phantom (V4.0)
Shell Material: Vivac Composite
Thickness: 2.0 ± 0.2 mm




Figure 2.6 SAM Twin Phantom

Device Holder for Transmitters

In combination with the SAM Twin Phantom V4.0 the Mounting Device (see Fig. 2.7), enables the rotation of the mounted transmitter in spherical coordinates whereby the rotation point is the ear opening. The devices can be easily, accurately, and repeatedly positioned according to the FCC, CENELEC, IEC and IEEE specifications. The device holder can be locked at different phantom locations (left head, right head, flat phantom).



Figure 2.7 Mounting Device

Note: A simulating human hand is not used due to the complex anatomical and geometrical structure of the hand that may produce infinite number of configurations. To produce the worst-case condition (the hand absorbs antenna output power), the hand is omitted during the tests.

3. Probe and Dipole Calibration

See Appendix D and E.

4. Phantom & Simulating Tissue Specifications

Head & Body Simulating Mixture Characterization

The head and body mixtures consist of the material based on the table listed below. The mixture is calibrated to obtain proper dielectric constant (permittivity) and conductivity of the desired tissue. Body tissue parameters that have not been specified in IEEE1528-2013 are derived from the issue dielectric parameters computed from the 4-Cole-Cole equations.

Table 4.1 Typical Composition of Ingredients for Tissue

Ingredients		Simulating Tissue
		450 MHz Head
Mixing Percentage		
Water		Proprietary Mixture Procured from Speag
Sugar		
Salt		
HEC		
Bactericide		
DGBE		
Dielectric Constant	Target	43.50
Conductivity (S/m)	Target	0.87

5. ANSI/IEEE C95.1 – 1992 RF Exposure Limits [2]

Uncontrolled Environment

Uncontrolled Environments are defined as locations where there is the exposure of individuals who have no knowledge or control of their exposure. The general population/uncontrolled exposure limits are applicable to situations in which the general public may be exposed or in which persons who are exposed as a consequence of their employment may not be made fully aware of the potential for exposure or cannot exercise control over their exposure. Members of the general public would come under this category when exposure is not employment-related; for example, in the case of a wireless transmitter that exposes persons in its vicinity.

Controlled Environment

Controlled Environments are defined as locations where there is exposure that may be incurred by persons who are aware of the potential for exposure, (i.e. as a result of employment or occupation). In general, occupational/controlled exposure limits are applicable to situations in which persons are exposed as a consequence of their employment, who have been made fully aware of the potential for exposure and can exercise control over their exposure. This exposure category is also applicable when the exposure is of a transient nature due to incidental passage through a location where the exposure levels may be higher than the general population/uncontrolled limits, but the exposed person is fully aware of the potential for exposure and can exercise control over his or her exposure by leaving the area or by some other appropriate means.

Table 5.1 Human Exposure Limits

	UNCONTROLLED ENVIRONMENT General Population (W/kg) or (mW/g)	CONTROLLED ENVIROMENT Professional Population (W/kg) or (mW/g)
SPATIAL PEAK SAR ¹ Head	1.60	8.00
SPATIAL AVERAGE SAR ² Whole Body	0.08	0.40
SPATIAL PEAK SAR ³ Hands, Feet, Ankles, Wrists	4.00	20.00

¹ The Spatial Peak value of the SAR averaged over any 1 gram of tissue (defined as a tissue volume in the shape of a cube) and over the appropriate averaging time.

² The Spatial Average value of the SAR averaged over the whole body.

³ The Spatial Peak value of the SAR averaged over any 10 grams of tissue (defined as a tissue volume in the shape of a cube) and over the appropriate averaging time.

6. Measurement Uncertainty

Measurement uncertainty table is not required per KDB 865664 D01 v01r04 section 2.8.2 page 12. SAR measurement uncertainty analysis is required in the SAR report only when the highest measured SAR in a frequency band is ≥ 1.5 W/kg for 1-g SAR. The equivalent ratio (1.5/1.6) should be applied to extremity and occupational exposure conditions. The highest reported value is less than 1.5 W/kg. Therefore, the measurement uncertainty table is not required.

7. System Validation

Tissue Verification

Table 7.1 Measured Tissue Parameters

		450 MHz Head	
Date(s)		Oct. 9, 2019	
Liquid Temperature (°C)	20.0	Target	Measured
Dielectric Constant: ϵ		43.50	43.05
Conductivity: σ		0.87	0.90
		450 MHz Head	
Date(s)		Dec. 14, 2020	
Liquid Temperature (°C)	20.0	Target	Measured
Dielectric Constant: ϵ		43.50	42.93
Conductivity: σ		0.87	0.89

See Appendix A for data printout.

Test System Verification

Prior to assessment, the system is verified to the $\pm 10\%$ of the specifications at the test frequency by using the system kit. Power is normalized to 1 watt. (Graphic Plots Attached, $P_{IN}=100$ mW)

Table 7.2 System Dipole Validation Target & Measured

	Test Frequency	Targeted SAR _{1g} (W/kg)	Measure SAR _{1g} (W/kg)	Tissue Used for Verification	Deviation (%)	Plot
09-Oct-2019	450 MHz	4.48	4.55	Head	+ 1.56	1
14-Dec-2020	450 MHz	4.48	4.55	Head	+ 1.56	2

See Appendix A for data plots.

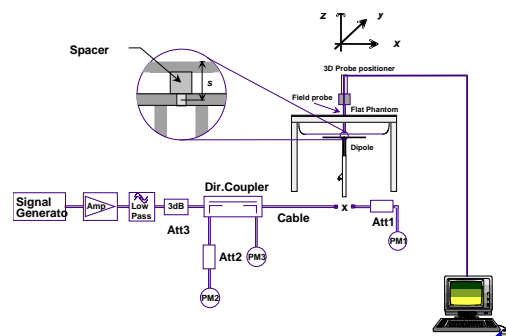


Figure 7.1 Dipole Validation Test Setup

8. SAR Test Data Summary

See Measurement Result Data Pages

See Appendix B for SAR Test Data Plots.
See Appendix C for SAR Test Setup Photos.

Procedures Used To Establish Test Signal

The device was either placed into simulated transmit mode using the manufacturer's test codes or the actual transmission is activated through a base station simulator or similar equipment. See data pages for actual procedure used in measurement.

Device Test Condition

The power drift of each test is measured at the start of the test and again at the end of the test. The drift is calculated returned in dBs. The drift is calculated into the resultant SAR value on the data sheet for each test.

The TPGHKA was tested in the face position with the front of the device 25 mm away from the flat phantom. The TPGHKA was then tested in the body position with the body accessory in contact with the flat phantom. The audio accessory (T03-00045-DMAA) was used for all body measurements. All other audio accessories have been excluded per KDB 643646 D01 v01r03 section A2. All the audio accessories are 50 ohm connections to the radio and the standard audio accessory was used for all measurements next to the body per KDB 643646 D01 v01r03 section A2. For each of the tests conducted, the device was set to continuously transmit at a maximum output power on the channel specified in the test data. The SAR was scaled to 50% duty cycle per KDB 643646 D01 v01r03. All test reductions were reduced based on the reductions in KDB 643646 D01 v01r03. See pages 22-46 for a table of test reductions.

The WiFi and Bluetooth testing was excluded from SAR testing due to the low power of the transmitters. For the FCC, the exclusion was based on the calculation in KDB447498 v06 section 4.3.1 a). The following is the formula for the WiFi and Bluetooth transmitters.

$$[(63 \text{ mW})/(33.77 \text{ mm})]^* \sqrt{2.462} = 2.93 \text{ which is equal to or less than } 3.0 \text{ for WiFi}$$
$$[(16 \text{ mW})/(33.77 \text{ mm})]^* \sqrt{2.48} = 0.75 \text{ which is equal to or less than } 3.0 \text{ for BT}$$

For ISED, the exclusion is based on RSS-102 Issue 5 section 2.5.1 table 1. For devices evaluated to the controlled environment limit of 8.0 W/kg, the numbers in the table are multiplied by 5. Therefore, for a separation distance of 15 mm in the table, the exclusion limit is $(15\text{mW} * 5) = 75 \text{ mW}$. The WiFi and Bluetooth transmitters have a maximum transmit power of 63 mW which is below the 75 mW threshold.

Battery B and Battery C are identical batteries. The only difference is the manufacturer for each part number. Therefore, the testing was conducted with the two batteries interchanged.

Optional Accessories

Accessory	Description	Part Number
Battery A	Li-Ion, 1880 mAh	T03-00011-Axxx
Battery B	Li-Ion, 2300 mAh	T03-00011-Bxxx
Battery C	Li-Ion, 2400 mAh	T03-00011-Cxxx
Battery D	Li-Ion, 3300 mAh	T03-00011-Exxx
Antenna A	Whip (400 – 470 MHz)	TPA-AN-011
Antenna B	Helical (400 – 470 MHz)	TPA-AN-013
Antenna C	Helical (380 – 420 MHz)	TPA-AN-027
Antenna D	¼ Wave Whip (378 – 470 MHz)	TPA-AN-037
Antenna E	Helical (378 – 470 MHz)	TPA-AN-038
Antenna F	¼ Wave Whip (380 – 420 MHz)	TPA-AN-039
Audio Accessory A	Spkr Mic Genesis	T03-00045-Dxxx
Audio Accessory B	Spkr Mic Light-Weight 3.5mm-Jack	T03-00045-Exxx
Audio Accessory C	Spkr Mic Medium-Weight 3.5mm-Jack	T03-00045-Fxxx
Audio Accessory D	Spkr Mic Evolution E-Button 3.5mm-Jack & 2.5mm-Jack	T03-00045-Jxxx
Audio Accessory E	Spkr Mic Storm IP68 E-Button 2.5mm-Jack	T03-00045-Kxxx
Audio Accessory F	Spkr Mic C-C500 E-Button Quick Release Jack	T03-00045-Lxxx
Audio Accessory G	Spkr Mic C-C500 IP67 E-Button 3.5mm-Jack 4-pole-Jack	T03-00045-Mxxx
Audio Accessory H	Spkr Mic TSM3e 2W IP67 Function-Button-Orange 3.5mm-Jack	T03-00045-Nxxx
Audio Accessory I	Headset Light-Weight Behind-Head Boom-Mic-with-PTT	T03-00046-Exxx
Audio Accessory J	Headset Heavy-Duty Overhead & Behind-Head	T03-00046-Fxxx
Audio Accessory K	Headset Hurricane II Behind Head	T03-00046-Gxxx
Audio Accessory L	Headset Savox HC-100 Helmet-Com Boom Mic Noise-Cancel 4-Pole	T03-00046-Hxxx
Audio Accessory M	Headset	T03-00046-Jxxx
Audio Accessory N	Wire Surveillance Kit	T03-00047-Axxx
Audio Accessory O	Covert Kit Eartube-In-Ear Lapel-Mic-With-PTT	T03-00047-Bxxx
Audio Accessory P	Covert Kit Earhanger Lapel-Mic-With-PTT	T03-00047-Cxxx
Audio Accessory Q	Earphone In-Ear 2.5mm	T03-00053-0451
Audio Accessory R	Earpiece In-Ear Acoustic-Tube 3.5mm-RA-Jack 0.3m-Lead	T03-00086-01xx
Audio Accessory S	Earpiece Ear-Bud C-Hook Black 3.5mm-RA-Jack 0.2m-Lead	T03-00086-02xx
Audio Accessory T	Earpiece On-Ear D-Ring Black 3.5mm-RA-Jack 0.3m-Lead	T03-00086-03xx
Audio Accessory U	Eartube In-Ear 2.5mm	T03-00120-xAAD
Audio Accessory V	Eartube In-Ear 3.5mm Right Angle Jack	T03-00120-xAAE
Audio Accessory W	C-Hook Shirt Lead Straight Jack 3.5mm	T03-00120-xAAJ
Audio Accessory X	Earhanger 2.5mm	T952-055
Body Worn Accessory A	TP8/9 Belt Clip 55mm (fits to battery)	TPA-CA-201
Body Worn Accessory B	TP8/9 Belt Loop For D-Clip 55mm	TPA-CA-206
Body Worn Accessory C	TP8/9 Belt Loop For D-Clip 75mm	TPA-CA-207
Body Worn Accessory D	TP8/9 Belt Clip Adptr for 55mm Belt Clip	TPA-CA-208
Body Worn Accessory E	TP93/94 Carry Case Heavy Duty Leather No Key D-Stud Belt Loop	T03-00038-0001

Body Worn Accessory F	TP93/94 Carry Case Heavy Duty Leather No Key Spring Clip	T03-00038-0002
Body Worn Accessory G	TP93/94 Carry Case Heavy Duty Leather No Key Belt Loop	T03-00038-0003
Body Worn Accessory H	TP93/94 Carry Case Heavy Duty Leather 4Key D-Stud Belt Loop	T03-00038-0004
Body Worn Accessory I	TP93/94 Carry Case Heavy Duty Leather 4Key Spring Clip	T03-00038-0005
Body Worn Accessory J	TP93/94 Carry Case Heavy Duty Leather 4Key Belt Loop	T03-00038-0006
Body Worn Accessory K	TP93/94 Carry Case Heavy Duty Leather 16Key D-Stud Belt Loop	T03-00038-0007
Body Worn Accessory L	TP93/94 Carry Case Heavy Duty Leather 16Key Spring Clip	T03-00038-0008
Body Worn Accessory M	TP93/94 Carry Case Heavy Duty Leather 16Key Belt Loop	T03-00038-0009
Body Worn Accessory N	TP93/94 Carry Case Nylon No Key D-Stud Belt Loop	T03-00038-0010
Body Worn Accessory O	TP93/94 Carry Case Nylon No Key Belt Loop	T03-00038-0011
Body Worn Accessory P	TP93/94 Carry Case Nylon No Key Use Battery Belt Clip	T03-00038-0012
Body Worn Accessory Q	TP93/94 Carry Case Nylon 4Key D-Stud Belt Loop	T03-00038-0013
Body Worn Accessory R	TP93/94 Carry Case Nylon 4Key Belt Loop	T03-00038-0014
Body Worn Accessory S	TP93/94 Carry Case Nylon 4Key Use Battery Belt Clip	T03-00038-0015
Body Worn Accessory T	TP93/94 Carry Case Nylon 16Key D-Stud Belt loop	T03-00038-0016
Body Worn Accessory U	TP93/94 Carry Case Nylon 16Key Belt Loop	T03-00038-0017
Body Worn Accessory V	TP93/94 Carry Case Nylon 16Key Use Battery Belt Clip	T03-00038-0018
Body Worn Accessory W	TP93/94 Carry Case Soft Leather No Key Use Battery Belt Clip	T03-00038-0019
Body Worn Accessory X	TP93/94 Carry Case Soft Leather 4Key Use Battery Belt Clip	T03-00038-0020
Body Worn Accessory Y	TP93/94 Carry Case Soft Leather 16Key Use Battery Belt Clip	T03-00038-0021
Body Worn Accessory Z	TP8/9 Belt Loop For D-Stud 55mm	T03-00038-0022
Body Worn Accessory AA	TP8/9 Spring Clip For D-Stud 40mm	T03-00038-0023
Body Worn Accessory AB	TP93/94 Carry Case Nylon Orange No Key Use Battery Belt Clip	T03-00038-0024
Body Worn Accessory AC	TP93/94 Carry Case Nylon Orange 4Key Use Battery Belt Clip	T03-00038-0025
Body Worn Accessory AD	TP93/94 Carry Case Nylon Orange 16Key Use Battery Belt Clip	T03-00038-0026
Body Worn Accessory AE	TP93/94 Carry Case Nylon No Key D-Stud plus Chest Harness	T03-00038-0027
Body Worn Accessory AF	TP93/94 Carry Case Nylon 4Key D-Stud plus Chest Harness	T03-00038-0028
Body Worn Accessory AG	TP93/94 Carry Case Nylon 16Key D-Stud plus Chest Harness	T03-00038-0029
Body Worn Accessory AH	TP93/94 Battery Spacer For Carry Case Heavy Duty Leather	T03-00038-0030
Body Worn Accessory AI	TP93/94 Carry Case Polyester Green No Key Use Battery Belt Clip	T03-00038-0031
Body Worn Accessory AJ	TP93/94 Carry Case Polyester Green 4Key Use Battery Belt Clip	T03-00038-0032
Body Worn Accessory AK	TP93/94 Carry Case Polyester Green 16Key Use Battery Belt Clip	T03-00038-0033
Body Worn Accessory AL	TP8/9 Shoulder Strap For Carry Case Heavy Duty Leather	T03-00038-0034
Body Worn Accessory AM	TP93/94 Carry Case Heavy Duty Leather No Key Belt Loop D-rings	T03-00038-0035
Body Worn Accessory AN	TP93/94 Carry Case Heavy Duty Leather 4Key Belt Loop D-rings	T03-00038-0036
Body Worn Accessory AO	TP93/94 Carry Case Heavy Duty Leather 16Key Belt Loop D-rings	T03-00038-0037

Audio Accessory A was chosen for the testing body worn radio configuration. Audio Accessory B-X are excluded per KDB 643646 D01 v01r01 page 10 1) A). The following tables shows all combinations with the tested combination marked yes.

Radio Face Test

Antenna A		Antenna B		Antenna C	
Battery A	Battery B/C/D	Battery A	Battery B/C/D	Battery A	Battery B/C/D
Yes	Yes	Yes	Yes	Yes	Yes
Antenna D		Antenna E		Antenna F	
Battery A	Battery B/C/D	Battery A	Battery B/C/D	Battery A	Battery B/C/D
Yes	Yes	Yes	Yes	Yes	Yes

Radio Body Test

Audio Accessory	Antenna A											
	Audio Accessory A			Audio Accessory B			Audio Accessory C			Audio Accessory D		
	Bat A	Bat B/C	Bat D	Bat A	Bat B/C	Bat D	Bat A	Bat B/C	Bat D	Bat A	Bat B/C	Bat D
Body Worn A	Yes	Yes	Yes	No	No	No	No	No	No	No	No	No
Body Worn B	No	No	No	No	No	No	No	No	No	No	No	No
Body Worn C	No	No	No	No	No	No	No	No	No	No	No	No
Body Worn D	No	No	No	No	No	No	No	No	No	No	No	No
Body Worn E	No	No	No	No	No	No	No	No	No	No	No	No
Body Worn F	No	No	No	No	No	No	No	No	No	No	No	No
Body Worn G	No	No	No	No	No	No	No	No	No	No	No	No
Body Worn H	No	No	No	No	No	No	No	No	No	No	No	No
Body Worn I	No	No	No	No	No	No	No	No	No	No	No	No
Body Worn J	No	No	No	No	No	No	No	No	No	No	No	No
Body Worn K	No	No	No	No	No	No	No	No	No	No	No	No
Body Worn L	No	No	No	No	No	No	No	No	No	No	No	No
Body Worn M	No	No	No	No	No	No	No	No	No	No	No	No
Body Worn N	No	No	No	No	No	No	No	No	No	No	No	No
Body Worn O	No	No	No	No	No	No	No	No	No	No	No	No
Body Worn P	No	No	No	No	No	No	No	No	No	No	No	No
Body Worn Q	No	No	No	No	No	No	No	No	No	No	No	No
Body Worn R	No	No	No	No	No	No	No	No	No	No	No	No
Body Worn S	No	No	No	No	No	No	No	No	No	No	No	No
Body Worn T	No	No	No	No	No	No	No	No	No	No	No	No
Body Worn U	No	No	No	No	No	No	No	No	No	No	No	No
Body Worn V	No	No	No	No	No	No	No	No	No	No	No	No
Body Worn W	No	No	No	No	No	No	No	No	No	No	No	No
Body Worn X	No	No	No	No	No	No	No	No	No	No	No	No
Body Worn Y	No	No	No	No	No	No	No	No	No	No	No	No
Body Worn Z	No	No	No	No	No	No	No	No	No	No	No	No
Body Worn AA	No	No	No	No	No	No	No	No	No	No	No	No
Body Worn AB	No	No	No	No	No	No	No	No	No	No	No	No
Body Worn AC	No	No	No	No	No	No	No	No	No	No	No	No
Body Worn AD	No	No	No	No	No	No	No	No	No	No	No	No
Body Worn AE	No	No	No	No	No	No	No	No	No	No	No	No
Body Worn AF	No	No	No	No	No	No	No	No	No	No	No	No
Body Worn AG	No	No	No	No	No	No	No	No	No	No	No	No
Body Worn AH	No	No	No	No	No	No	No	No	No	No	No	No
Body Worn AI	No	No	No	No	No	No	No	No	No	No	No	No
Body Worn AJ	No	No	No	No	No	No	No	No	No	No	No	No
Body Worn AK	No	No	No	No	No	No	No	No	No	No	No	No
Body Worn AL	No	No	No	No	No	No	No	No	No	No	No	No
Body Worn AM	No	No	No	No	No	No	No	No	No	No	No	No
Body Worn AN	No	No	No	No	No	No	No	No	No	No	No	No
Body Worn AO	Yes	Yes	Yes	No	No	No	No	No	No	No	No	No

Audio Accessory	Antenna A											
	Audio Accessory E			Audio Accessory F			Audio Accessory G			Audio Accessory H		
	Bat A	Bat B/C	Bat D	Bat A	Bat B/C	Bat D	Bat A	Bat B/C	Bat D	Bat A	Bat B/C	Bat D
Body Worn A	No	No	No	No	No	No	No	No	No	No	No	No
Body Worn B	No	No	No	No	No	No	No	No	No	No	No	No
Body Worn C	No	No	No	No	No	No	No	No	No	No	No	No
Body Worn D	No	No	No	No	No	No	No	No	No	No	No	No
Body Worn E	No	No	No	No	No	No	No	No	No	No	No	No
Body Worn F	No	No	No	No	No	No	No	No	No	No	No	No
Body Worn G	No	No	No	No	No	No	No	No	No	No	No	No
Body Worn H	No	No	No	No	No	No	No	No	No	No	No	No
Body Worn I	No	No	No	No	No	No	No	No	No	No	No	No
Body Worn J	No	No	No	No	No	No	No	No	No	No	No	No
Body Worn K	No	No	No	No	No	No	No	No	No	No	No	No
Body Worn L	No	No	No	No	No	No	No	No	No	No	No	No
Body Worn M	No	No	No	No	No	No	No	No	No	No	No	No
Body Worn N	No	No	No	No	No	No	No	No	No	No	No	No
Body Worn O	No	No	No	No	No	No	No	No	No	No	No	No
Body Worn P	No	No	No	No	No	No	No	No	No	No	No	No
Body Worn Q	No	No	No	No	No	No	No	No	No	No	No	No
Body Worn R	No	No	No	No	No	No	No	No	No	No	No	No
Body Worn S	No	No	No	No	No	No	No	No	No	No	No	No
Body Worn T	No	No	No	No	No	No	No	No	No	No	No	No
Body Worn U	No	No	No	No	No	No	No	No	No	No	No	No
Body Worn V	No	No	No	No	No	No	No	No	No	No	No	No
Body Worn W	No	No	No	No	No	No	No	No	No	No	No	No
Body Worn X	No	No	No	No	No	No	No	No	No	No	No	No
Body Worn Y	No	No	No	No	No	No	No	No	No	No	No	No
Body Worn Z	No	No	No	No	No	No	No	No	No	No	No	No
Body Worn AA	No	No	No	No	No	No	No	No	No	No	No	No
Body Worn AB	No	No	No	No	No	No	No	No	No	No	No	No
Body Worn AC	No	No	No	No	No	No	No	No	No	No	No	No
Body Worn AD	No	No	No	No	No	No	No	No	No	No	No	No
Body Worn AE	No	No	No	No	No	No	No	No	No	No	No	No
Body Worn AF	No	No	No	No	No	No	No	No	No	No	No	No
Body Worn AG	No	No	No	No	No	No	No	No	No	No	No	No
Body Worn AH	No	No	No	No	No	No	No	No	No	No	No	No
Body Worn AI	No	No	No	No	No	No	No	No	No	No	No	No
Body Worn AJ	No	No	No	No	No	No	No	No	No	No	No	No
Body Worn AK	No	No	No	No	No	No	No	No	No	No	No	No
Body Worn AL	No	No	No	No	No	No	No	No	No	No	No	No
Body Worn AM	No	No	No	No	No	No	No	No	No	No	No	No
Body Worn AN	No	No	No	No	No	No	No	No	No	No	No	No
Body Worn AO	No	No	No	No	No	No	No	No	No	No	No	No

Audio Accessory	Antenna A											
	Audio Accessory I			Audio Accessory J			Audio Accessory K			Audio Accessory L		
	Bat A	Bat B/C	Bat D	Bat A	Bat B/C	Bat D	Bat A	Bat B/C	Bat D	Bat A	Bat B/C	Bat D
Body Worn A	No	No	No	No	No	No	No	No	No	No	No	No
Body Worn B	No	No	No	No	No	No	No	No	No	No	No	No
Body Worn C	No	No	No	No	No	No	No	No	No	No	No	No
Body Worn D	No	No	No	No	No	No	No	No	No	No	No	No
Body Worn E	No	No	No	No	No	No	No	No	No	No	No	No
Body Worn F	No	No	No	No	No	No	No	No	No	No	No	No
Body Worn G	No	No	No	No	No	No	No	No	No	No	No	No
Body Worn H	No	No	No	No	No	No	No	No	No	No	No	No
Body Worn I	No	No	No	No	No	No	No	No	No	No	No	No
Body Worn J	No	No	No	No	No	No	No	No	No	No	No	No
Body Worn K	No	No	No	No	No	No	No	No	No	No	No	No
Body Worn L	No	No	No	No	No	No	No	No	No	No	No	No
Body Worn M	No	No	No	No	No	No	No	No	No	No	No	No
Body Worn N	No	No	No	No	No	No	No	No	No	No	No	No
Body Worn O	No	No	No	No	No	No	No	No	No	No	No	No
Body Worn P	No	No	No	No	No	No	No	No	No	No	No	No
Body Worn Q	No	No	No	No	No	No	No	No	No	No	No	No
Body Worn R	No	No	No	No	No	No	No	No	No	No	No	No
Body Worn S	No	No	No	No	No	No	No	No	No	No	No	No
Body Worn T	No	No	No	No	No	No	No	No	No	No	No	No
Body Worn U	No	No	No	No	No	No	No	No	No	No	No	No
Body Worn V	No	No	No	No	No	No	No	No	No	No	No	No
Body Worn W	No	No	No	No	No	No	No	No	No	No	No	No
Body Worn X	No	No	No	No	No	No	No	No	No	No	No	No
Body Worn Y	No	No	No	No	No	No	No	No	No	No	No	No
Body Worn Z	No	No	No	No	No	No	No	No	No	No	No	No
Body Worn AA	No	No	No	No	No	No	No	No	No	No	No	No
Body Worn AB	No	No	No	No	No	No	No	No	No	No	No	No
Body Worn AC	No	No	No	No	No	No	No	No	No	No	No	No
Body Worn AD	No	No	No	No	No	No	No	No	No	No	No	No
Body Worn AE	No	No	No	No	No	No	No	No	No	No	No	No
Body Worn AF	No	No	No	No	No	No	No	No	No	No	No	No
Body Worn AG	No	No	No	No	No	No	No	No	No	No	No	No
Body Worn AH	No	No	No	No	No	No	No	No	No	No	No	No
Body Worn AI	No	No	No	No	No	No	No	No	No	No	No	No
Body Worn AJ	No	No	No	No	No	No	No	No	No	No	No	No
Body Worn AK	No	No	No	No	No	No	No	No	No	No	No	No
Body Worn AL	No	No	No	No	No	No	No	No	No	No	No	No
Body Worn AM	No	No	No	No	No	No	No	No	No	No	No	No
Body Worn AN	No	No	No	No	No	No	No	No	No	No	No	No
Body Worn AO	No	No	No	No	No	No	No	No	No	No	No	No

Audio Accessory	Antenna A											
	Audio Accessory M			Audio Accessory N			Audio Accessory O			Audio Accessory P		
	Bat A	Bat B/C	Bat D	Bat A	Bat B/C	Bat D	Bat A	Bat B/C	Bat D	Bat A	Bat B/C	Bat D
Body Worn A	No	No	No	No	No	No	No	No	No	No	No	No
Body Worn B	No	No	No	No	No	No	No	No	No	No	No	No
Body Worn C	No	No	No	No	No	No	No	No	No	No	No	No
Body Worn D	No	No	No	No	No	No	No	No	No	No	No	No
Body Worn E	No	No	No	No	No	No	No	No	No	No	No	No
Body Worn F	No	No	No	No	No	No	No	No	No	No	No	No
Body Worn G	No	No	No	No	No	No	No	No	No	No	No	No
Body Worn H	No	No	No	No	No	No	No	No	No	No	No	No
Body Worn I	No	No	No	No	No	No	No	No	No	No	No	No
Body Worn J	No	No	No	No	No	No	No	No	No	No	No	No
Body Worn K	No	No	No	No	No	No	No	No	No	No	No	No
Body Worn L	No	No	No	No	No	No	No	No	No	No	No	No
Body Worn M	No	No	No	No	No	No	No	No	No	No	No	No
Body Worn N	No	No	No	No	No	No	No	No	No	No	No	No
Body Worn O	No	No	No	No	No	No	No	No	No	No	No	No
Body Worn P	No	No	No	No	No	No	No	No	No	No	No	No
Body Worn Q	No	No	No	No	No	No	No	No	No	No	No	No
Body Worn R	No	No	No	No	No	No	No	No	No	No	No	No
Body Worn S	No	No	No	No	No	No	No	No	No	No	No	No
Body Worn T	No	No	No	No	No	No	No	No	No	No	No	No
Body Worn U	No	No	No	No	No	No	No	No	No	No	No	No
Body Worn V	No	No	No	No	No	No	No	No	No	No	No	No
Body Worn W	No	No	No	No	No	No	No	No	No	No	No	No
Body Worn X	No	No	No	No	No	No	No	No	No	No	No	No
Body Worn Y	No	No	No	No	No	No	No	No	No	No	No	No
Body Worn Z	No	No	No	No	No	No	No	No	No	No	No	No
Body Worn AA	No	No	No	No	No	No	No	No	No	No	No	No
Body Worn AB	No	No	No	No	No	No	No	No	No	No	No	No
Body Worn AC	No	No	No	No	No	No	No	No	No	No	No	No
Body Worn AD	No	No	No	No	No	No	No	No	No	No	No	No
Body Worn AE	No	No	No	No	No	No	No	No	No	No	No	No
Body Worn AF	No	No	No	No	No	No	No	No	No	No	No	No
Body Worn AG	No	No	No	No	No	No	No	No	No	No	No	No
Body Worn AH	No	No	No	No	No	No	No	No	No	No	No	No
Body Worn AI	No	No	No	No	No	No	No	No	No	No	No	No
Body Worn AJ	No	No	No	No	No	No	No	No	No	No	No	No
Body Worn AK	No	No	No	No	No	No	No	No	No	No	No	No
Body Worn AL	No	No	No	No	No	No	No	No	No	No	No	No
Body Worn AM	No	No	No	No	No	No	No	No	No	No	No	No
Body Worn AN	No	No	No	No	No	No	No	No	No	No	No	No
Body Worn AO	No	No	No	No	No	No	No	No	No	No	No	No

Audio Accessory	Antenna A											
	Audio Accessory Q			Audio Accessory R			Audio Accessory S			Audio Accessory T		
	Bat A	Bat B/C	Bat D	Bat A	Bat B/C	Bat D	Bat A	Bat B/C	Bat D	Bat A	Bat B/C	Bat D
Body Worn A	No	No	No	No	No	No	No	No	No	No	No	No
Body Worn B	No	No	No	No	No	No	No	No	No	No	No	No
Body Worn C	No	No	No	No	No	No	No	No	No	No	No	No
Body Worn D	No	No	No	No	No	No	No	No	No	No	No	No
Body Worn E	No	No	No	No	No	No	No	No	No	No	No	No
Body Worn F	No	No	No	No	No	No	No	No	No	No	No	No
Body Worn G	No	No	No	No	No	No	No	No	No	No	No	No
Body Worn H	No	No	No	No	No	No	No	No	No	No	No	No
Body Worn I	No	No	No	No	No	No	No	No	No	No	No	No
Body Worn J	No	No	No	No	No	No	No	No	No	No	No	No
Body Worn K	No	No	No	No	No	No	No	No	No	No	No	No
Body Worn L	No	No	No	No	No	No	No	No	No	No	No	No
Body Worn M	No	No	No	No	No	No	No	No	No	No	No	No
Body Worn N	No	No	No	No	No	No	No	No	No	No	No	No
Body Worn O	No	No	No	No	No	No	No	No	No	No	No	No
Body Worn P	No	No	No	No	No	No	No	No	No	No	No	No
Body Worn Q	No	No	No	No	No	No	No	No	No	No	No	No
Body Worn R	No	No	No	No	No	No	No	No	No	No	No	No
Body Worn S	No	No	No	No	No	No	No	No	No	No	No	No
Body Worn T	No	No	No	No	No	No	No	No	No	No	No	No
Body Worn U	No	No	No	No	No	No	No	No	No	No	No	No
Body Worn V	No	No	No	No	No	No	No	No	No	No	No	No
Body Worn W	No	No	No	No	No	No	No	No	No	No	No	No
Body Worn X	No	No	No	No	No	No	No	No	No	No	No	No
Body Worn Y	No	No	No	No	No	No	No	No	No	No	No	No
Body Worn Z	No	No	No	No	No	No	No	No	No	No	No	No
Body Worn AA	No	No	No	No	No	No	No	No	No	No	No	No
Body Worn AB	No	No	No	No	No	No	No	No	No	No	No	No
Body Worn AC	No	No	No	No	No	No	No	No	No	No	No	No
Body Worn AD	No	No	No	No	No	No	No	No	No	No	No	No
Body Worn AE	No	No	No	No	No	No	No	No	No	No	No	No
Body Worn AF	No	No	No	No	No	No	No	No	No	No	No	No
Body Worn AG	No	No	No	No	No	No	No	No	No	No	No	No
Body Worn AH	No	No	No	No	No	No	No	No	No	No	No	No
Body Worn AI	No	No	No	No	No	No	No	No	No	No	No	No
Body Worn AJ	No	No	No	No	No	No	No	No	No	No	No	No
Body Worn AK	No	No	No	No	No	No	No	No	No	No	No	No
Body Worn AL	No	No	No	No	No	No	No	No	No	No	No	No
Body Worn AM	No	No	No	No	No	No	No	No	No	No	No	No
Body Worn AN	No	No	No	No	No	No	No	No	No	No	No	No
Body Worn AO	No	No	No	No	No	No	No	No	No	No	No	No

Audio Accessory	Antenna A											
	Audio Accessory U			Audio Accessory V			Audio Accessory W			Audio Accessory X		
	Bat A	Bat B/C	Bat D	Bat A	Bat B/C	Bat D	Bat A	Bat B/C	Bat D	Bat A	Bat B/C	Bat D
Body Worn A	No	No	No	No	No	No	No	No	No	No	No	No
Body Worn B	No	No	No	No	No	No	No	No	No	No	No	No
Body Worn C	No	No	No	No	No	No	No	No	No	No	No	No
Body Worn D	No	No	No	No	No	No	No	No	No	No	No	No
Body Worn E	No	No	No	No	No	No	No	No	No	No	No	No
Body Worn F	No	No	No	No	No	No	No	No	No	No	No	No
Body Worn G	No	No	No	No	No	No	No	No	No	No	No	No
Body Worn H	No	No	No	No	No	No	No	No	No	No	No	No
Body Worn I	No	No	No	No	No	No	No	No	No	No	No	No
Body Worn J	No	No	No	No	No	No	No	No	No	No	No	No
Body Worn K	No	No	No	No	No	No	No	No	No	No	No	No
Body Worn L	No	No	No	No	No	No	No	No	No	No	No	No
Body Worn M	No	No	No	No	No	No	No	No	No	No	No	No
Body Worn N	No	No	No	No	No	No	No	No	No	No	No	No
Body Worn O	No	No	No	No	No	No	No	No	No	No	No	No
Body Worn P	No	No	No	No	No	No	No	No	No	No	No	No
Body Worn Q	No	No	No	No	No	No	No	No	No	No	No	No
Body Worn R	No	No	No	No	No	No	No	No	No	No	No	No
Body Worn S	No	No	No	No	No	No	No	No	No	No	No	No
Body Worn T	No	No	No	No	No	No	No	No	No	No	No	No
Body Worn U	No	No	No	No	No	No	No	No	No	No	No	No
Body Worn V	No	No	No	No	No	No	No	No	No	No	No	No
Body Worn W	No	No	No	No	No	No	No	No	No	No	No	No
Body Worn X	No	No	No	No	No	No	No	No	No	No	No	No
Body Worn Y	No	No	No	No	No	No	No	No	No	No	No	No
Body Worn Z	No	No	No	No	No	No	No	No	No	No	No	No
Body Worn AA	No	No	No	No	No	No	No	No	No	No	No	No
Body Worn AB	No	No	No	No	No	No	No	No	No	No	No	No
Body Worn AC	No	No	No	No	No	No	No	No	No	No	No	No
Body Worn AD	No	No	No	No	No	No	No	No	No	No	No	No
Body Worn AE	No	No	No	No	No	No	No	No	No	No	No	No
Body Worn AF	No	No	No	No	No	No	No	No	No	No	No	No
Body Worn AG	No	No	No	No	No	No	No	No	No	No	No	No
Body Worn AH	No	No	No	No	No	No	No	No	No	No	No	No
Body Worn AI	No	No	No	No	No	No	No	No	No	No	No	No
Body Worn AJ	No	No	No	No	No	No	No	No	No	No	No	No
Body Worn AK	No	No	No	No	No	No	No	No	No	No	No	No
Body Worn AL	No	No	No	No	No	No	No	No	No	No	No	No
Body Worn AM	No	No	No	No	No	No	No	No	No	No	No	No
Body Worn AN	No	No	No	No	No	No	No	No	No	No	No	No
Body Worn AO	No	No	No	No	No	No	No	No	No	No	No	No

Radio Body Test

Audio Accessory	Antenna B											
	Audio Accessory A			Audio Accessory B			Audio Accessory C			Audio Accessory D		
	Bat A	Bat B/C	Bat D	Bat A	Bat B/C	Bat D	Bat A	Bat B/C	Bat D	Bat A	Bat B/C	Bat D
Body Worn A	Yes	Yes	Yes	No	No	No	No	No	No	No	No	No
Body Worn B	No	No	No	No	No	No	No	No	No	No	No	No
Body Worn C	No	No	No	No	No	No	No	No	No	No	No	No
Body Worn D	No	No	No	No	No	No	No	No	No	No	No	No
Body Worn E	No	No	No	No	No	No	No	No	No	No	No	No
Body Worn F	No	No	No	No	No	No	No	No	No	No	No	No
Body Worn G	No	No	No	No	No	No	No	No	No	No	No	No
Body Worn H	No	No	No	No	No	No	No	No	No	No	No	No
Body Worn I	No	No	No	No	No	No	No	No	No	No	No	No
Body Worn J	No	No	No	No	No	No	No	No	No	No	No	No
Body Worn K	No	No	No	No	No	No	No	No	No	No	No	No
Body Worn L	No	No	No	No	No	No	No	No	No	No	No	No
Body Worn M	No	No	No	No	No	No	No	No	No	No	No	No
Body Worn N	No	No	No	No	No	No	No	No	No	No	No	No
Body Worn O	No	No	No	No	No	No	No	No	No	No	No	No
Body Worn P	No	No	No	No	No	No	No	No	No	No	No	No
Body Worn Q	No	No	No	No	No	No	No	No	No	No	No	No
Body Worn R	No	No	No	No	No	No	No	No	No	No	No	No
Body Worn S	No	No	No	No	No	No	No	No	No	No	No	No
Body Worn T	No	No	No	No	No	No	No	No	No	No	No	No
Body Worn U	No	No	No	No	No	No	No	No	No	No	No	No
Body Worn V	No	No	No	No	No	No	No	No	No	No	No	No
Body Worn W	No	No	No	No	No	No	No	No	No	No	No	No
Body Worn X	No	No	No	No	No	No	No	No	No	No	No	No
Body Worn Y	No	No	No	No	No	No	No	No	No	No	No	No
Body Worn Z	No	No	No	No	No	No	No	No	No	No	No	No
Body Worn AA	No	No	No	No	No	No	No	No	No	No	No	No
Body Worn AB	No	No	No	No	No	No	No	No	No	No	No	No
Body Worn AC	No	No	No	No	No	No	No	No	No	No	No	No
Body Worn AD	No	No	No	No	No	No	No	No	No	No	No	No
Body Worn AE	No	No	No	No	No	No	No	No	No	No	No	No
Body Worn AF	No	No	No	No	No	No	No	No	No	No	No	No
Body Worn AG	No	No	No	No	No	No	No	No	No	No	No	No
Body Worn AH	No	No	No	No	No	No	No	No	No	No	No	No
Body Worn AI	No	No	No	No	No	No	No	No	No	No	No	No
Body Worn AJ	No	No	No	No	No	No	No	No	No	No	No	No
Body Worn AK	No	No	No	No	No	No	No	No	No	No	No	No
Body Worn AL	No	No	No	No	No	No	No	No	No	No	No	No
Body Worn AM	No	No	No	No	No	No	No	No	No	No	No	No
Body Worn AN	No	No	No	No	No	No	No	No	No	No	No	No
Body Worn AO	Yes	Yes	Yes	No	No	No	No	No	No	No	No	No

Audio Accessory	Antenna B											
	Audio Accessory E			Audio Accessory F			Audio Accessory G			Audio Accessory H		
	Bat A	Bat B/C	Bat D	Bat A	Bat B/C	Bat D	Bat A	Bat B/C	Bat D	Bat A	Bat B/C	Bat D
Body Worn A	No	No	No	No	No	No	No	No	No	No	No	No
Body Worn B	No	No	No	No	No	No	No	No	No	No	No	No
Body Worn C	No	No	No	No	No	No	No	No	No	No	No	No
Body Worn D	No	No	No	No	No	No	No	No	No	No	No	No
Body Worn E	No	No	No	No	No	No	No	No	No	No	No	No
Body Worn F	No	No	No	No	No	No	No	No	No	No	No	No
Body Worn G	No	No	No	No	No	No	No	No	No	No	No	No
Body Worn H	No	No	No	No	No	No	No	No	No	No	No	No
Body Worn I	No	No	No	No	No	No	No	No	No	No	No	No
Body Worn J	No	No	No	No	No	No	No	No	No	No	No	No
Body Worn K	No	No	No	No	No	No	No	No	No	No	No	No
Body Worn L	No	No	No	No	No	No	No	No	No	No	No	No
Body Worn M	No	No	No	No	No	No	No	No	No	No	No	No
Body Worn N	No	No	No	No	No	No	No	No	No	No	No	No
Body Worn O	No	No	No	No	No	No	No	No	No	No	No	No
Body Worn P	No	No	No	No	No	No	No	No	No	No	No	No
Body Worn Q	No	No	No	No	No	No	No	No	No	No	No	No
Body Worn R	No	No	No	No	No	No	No	No	No	No	No	No
Body Worn S	No	No	No	No	No	No	No	No	No	No	No	No
Body Worn T	No	No	No	No	No	No	No	No	No	No	No	No
Body Worn U	No	No	No	No	No	No	No	No	No	No	No	No
Body Worn V	No	No	No	No	No	No	No	No	No	No	No	No
Body Worn W	No	No	No	No	No	No	No	No	No	No	No	No
Body Worn X	No	No	No	No	No	No	No	No	No	No	No	No
Body Worn Y	No	No	No	No	No	No	No	No	No	No	No	No
Body Worn Z	No	No	No	No	No	No	No	No	No	No	No	No
Body Worn AA	No	No	No	No	No	No	No	No	No	No	No	No
Body Worn AB	No	No	No	No	No	No	No	No	No	No	No	No
Body Worn AC	No	No	No	No	No	No	No	No	No	No	No	No
Body Worn AD	No	No	No	No	No	No	No	No	No	No	No	No
Body Worn AE	No	No	No	No	No	No	No	No	No	No	No	No
Body Worn AF	No	No	No	No	No	No	No	No	No	No	No	No
Body Worn AG	No	No	No	No	No	No	No	No	No	No	No	No
Body Worn AH	No	No	No	No	No	No	No	No	No	No	No	No
Body Worn AI	No	No	No	No	No	No	No	No	No	No	No	No
Body Worn AJ	No	No	No	No	No	No	No	No	No	No	No	No
Body Worn AK	No	No	No	No	No	No	No	No	No	No	No	No
Body Worn AL	No	No	No	No	No	No	No	No	No	No	No	No
Body Worn AM	No	No	No	No	No	No	No	No	No	No	No	No
Body Worn AN	No	No	No	No	No	No	No	No	No	No	No	No
Body Worn AO	No	No	No	No	No	No	No	No	No	No	No	No

Audio Accessory	Antenna B											
	Audio Accessory I			Audio Accessory J			Audio Accessory K			Audio Accessory L		
	Bat A	Bat B/C	Bat D	Bat A	Bat B/C	Bat D	Bat A	Bat B/C	Bat D	Bat A	Bat B/C	Bat D
Body Worn A	No	No	No	No	No	No	No	No	No	No	No	No
Body Worn B	No	No	No	No	No	No	No	No	No	No	No	No
Body Worn C	No	No	No	No	No	No	No	No	No	No	No	No
Body Worn D	No	No	No	No	No	No	No	No	No	No	No	No
Body Worn E	No	No	No	No	No	No	No	No	No	No	No	No
Body Worn F	No	No	No	No	No	No	No	No	No	No	No	No
Body Worn G	No	No	No	No	No	No	No	No	No	No	No	No
Body Worn H	No	No	No	No	No	No	No	No	No	No	No	No
Body Worn I	No	No	No	No	No	No	No	No	No	No	No	No
Body Worn J	No	No	No	No	No	No	No	No	No	No	No	No
Body Worn K	No	No	No	No	No	No	No	No	No	No	No	No
Body Worn L	No	No	No	No	No	No	No	No	No	No	No	No
Body Worn M	No	No	No	No	No	No	No	No	No	No	No	No
Body Worn N	No	No	No	No	No	No	No	No	No	No	No	No
Body Worn O	No	No	No	No	No	No	No	No	No	No	No	No
Body Worn P	No	No	No	No	No	No	No	No	No	No	No	No
Body Worn Q	No	No	No	No	No	No	No	No	No	No	No	No
Body Worn R	No	No	No	No	No	No	No	No	No	No	No	No
Body Worn S	No	No	No	No	No	No	No	No	No	No	No	No
Body Worn T	No	No	No	No	No	No	No	No	No	No	No	No
Body Worn U	No	No	No	No	No	No	No	No	No	No	No	No
Body Worn V	No	No	No	No	No	No	No	No	No	No	No	No
Body Worn W	No	No	No	No	No	No	No	No	No	No	No	No
Body Worn X	No	No	No	No	No	No	No	No	No	No	No	No
Body Worn Y	No	No	No	No	No	No	No	No	No	No	No	No
Body Worn Z	No	No	No	No	No	No	No	No	No	No	No	No
Body Worn AA	No	No	No	No	No	No	No	No	No	No	No	No
Body Worn AB	No	No	No	No	No	No	No	No	No	No	No	No
Body Worn AC	No	No	No	No	No	No	No	No	No	No	No	No
Body Worn AD	No	No	No	No	No	No	No	No	No	No	No	No
Body Worn AE	No	No	No	No	No	No	No	No	No	No	No	No
Body Worn AF	No	No	No	No	No	No	No	No	No	No	No	No
Body Worn AG	No	No	No	No	No	No	No	No	No	No	No	No
Body Worn AH	No	No	No	No	No	No	No	No	No	No	No	No
Body Worn AI	No	No	No	No	No	No	No	No	No	No	No	No
Body Worn AJ	No	No	No	No	No	No	No	No	No	No	No	No
Body Worn AK	No	No	No	No	No	No	No	No	No	No	No	No
Body Worn AL	No	No	No	No	No	No	No	No	No	No	No	No
Body Worn AM	No	No	No	No	No	No	No	No	No	No	No	No
Body Worn AN	No	No	No	No	No	No	No	No	No	No	No	No
Body Worn AO	No	No	No	No	No	No	No	No	No	No	No	No

Audio Accessory	Antenna B											
	Audio Accessory M			Audio Accessory N			Audio Accessory O			Audio Accessory P		
	Bat A	Bat B/C	Bat D	Bat A	Bat B/C	Bat D	Bat A	Bat B/C	Bat D	Bat A	Bat B/C	Bat D
Body Worn A	No	No	No	No	No	No	No	No	No	No	No	No
Body Worn B	No	No	No	No	No	No	No	No	No	No	No	No
Body Worn C	No	No	No	No	No	No	No	No	No	No	No	No
Body Worn D	No	No	No	No	No	No	No	No	No	No	No	No
Body Worn E	No	No	No	No	No	No	No	No	No	No	No	No
Body Worn F	No	No	No	No	No	No	No	No	No	No	No	No
Body Worn G	No	No	No	No	No	No	No	No	No	No	No	No
Body Worn H	No	No	No	No	No	No	No	No	No	No	No	No
Body Worn I	No	No	No	No	No	No	No	No	No	No	No	No
Body Worn J	No	No	No	No	No	No	No	No	No	No	No	No
Body Worn K	No	No	No	No	No	No	No	No	No	No	No	No
Body Worn L	No	No	No	No	No	No	No	No	No	No	No	No
Body Worn M	No	No	No	No	No	No	No	No	No	No	No	No
Body Worn N	No	No	No	No	No	No	No	No	No	No	No	No
Body Worn O	No	No	No	No	No	No	No	No	No	No	No	No
Body Worn P	No	No	No	No	No	No	No	No	No	No	No	No
Body Worn Q	No	No	No	No	No	No	No	No	No	No	No	No
Body Worn R	No	No	No	No	No	No	No	No	No	No	No	No
Body Worn S	No	No	No	No	No	No	No	No	No	No	No	No
Body Worn T	No	No	No	No	No	No	No	No	No	No	No	No
Body Worn U	No	No	No	No	No	No	No	No	No	No	No	No
Body Worn V	No	No	No	No	No	No	No	No	No	No	No	No
Body Worn W	No	No	No	No	No	No	No	No	No	No	No	No
Body Worn X	No	No	No	No	No	No	No	No	No	No	No	No
Body Worn Y	No	No	No	No	No	No	No	No	No	No	No	No
Body Worn Z	No	No	No	No	No	No	No	No	No	No	No	No
Body Worn AA	No	No	No	No	No	No	No	No	No	No	No	No
Body Worn AB	No	No	No	No	No	No	No	No	No	No	No	No
Body Worn AC	No	No	No	No	No	No	No	No	No	No	No	No
Body Worn AD	No	No	No	No	No	No	No	No	No	No	No	No
Body Worn AE	No	No	No	No	No	No	No	No	No	No	No	No
Body Worn AF	No	No	No	No	No	No	No	No	No	No	No	No
Body Worn AG	No	No	No	No	No	No	No	No	No	No	No	No
Body Worn AH	No	No	No	No	No	No	No	No	No	No	No	No
Body Worn AI	No	No	No	No	No	No	No	No	No	No	No	No
Body Worn AJ	No	No	No	No	No	No	No	No	No	No	No	No
Body Worn AK	No	No	No	No	No	No	No	No	No	No	No	No
Body Worn AL	No	No	No	No	No	No	No	No	No	No	No	No
Body Worn AM	No	No	No	No	No	No	No	No	No	No	No	No
Body Worn AN	No	No	No	No	No	No	No	No	No	No	No	No
Body Worn AO	No	No	No	No	No	No	No	No	No	No	No	No

Audio Accessory	Antenna B											
	Audio Accessory Q			Audio Accessory R			Audio Accessory S			Audio Accessory T		
	Bat A	Bat B/C	Bat D	Bat A	Bat B/C	Bat D	Bat A	Bat B/C	Bat D	Bat A	Bat B/C	Bat D
Body Worn A	No	No	No	No	No	No	No	No	No	No	No	No
Body Worn B	No	No	No	No	No	No	No	No	No	No	No	No
Body Worn C	No	No	No	No	No	No	No	No	No	No	No	No
Body Worn D	No	No	No	No	No	No	No	No	No	No	No	No
Body Worn E	No	No	No	No	No	No	No	No	No	No	No	No
Body Worn F	No	No	No	No	No	No	No	No	No	No	No	No
Body Worn G	No	No	No	No	No	No	No	No	No	No	No	No
Body Worn H	No	No	No	No	No	No	No	No	No	No	No	No
Body Worn I	No	No	No	No	No	No	No	No	No	No	No	No
Body Worn J	No	No	No	No	No	No	No	No	No	No	No	No
Body Worn K	No	No	No	No	No	No	No	No	No	No	No	No
Body Worn L	No	No	No	No	No	No	No	No	No	No	No	No
Body Worn M	No	No	No	No	No	No	No	No	No	No	No	No
Body Worn N	No	No	No	No	No	No	No	No	No	No	No	No
Body Worn O	No	No	No	No	No	No	No	No	No	No	No	No
Body Worn P	No	No	No	No	No	No	No	No	No	No	No	No
Body Worn Q	No	No	No	No	No	No	No	No	No	No	No	No
Body Worn R	No	No	No	No	No	No	No	No	No	No	No	No
Body Worn S	No	No	No	No	No	No	No	No	No	No	No	No
Body Worn T	No	No	No	No	No	No	No	No	No	No	No	No
Body Worn U	No	No	No	No	No	No	No	No	No	No	No	No
Body Worn V	No	No	No	No	No	No	No	No	No	No	No	No
Body Worn W	No	No	No	No	No	No	No	No	No	No	No	No
Body Worn X	No	No	No	No	No	No	No	No	No	No	No	No
Body Worn Y	No	No	No	No	No	No	No	No	No	No	No	No
Body Worn Z	No	No	No	No	No	No	No	No	No	No	No	No
Body Worn AA	No	No	No	No	No	No	No	No	No	No	No	No
Body Worn AB	No	No	No	No	No	No	No	No	No	No	No	No
Body Worn AC	No	No	No	No	No	No	No	No	No	No	No	No
Body Worn AD	No	No	No	No	No	No	No	No	No	No	No	No
Body Worn AE	No	No	No	No	No	No	No	No	No	No	No	No
Body Worn AF	No	No	No	No	No	No	No	No	No	No	No	No
Body Worn AG	No	No	No	No	No	No	No	No	No	No	No	No
Body Worn AH	No	No	No	No	No	No	No	No	No	No	No	No
Body Worn AI	No	No	No	No	No	No	No	No	No	No	No	No
Body Worn AJ	No	No	No	No	No	No	No	No	No	No	No	No
Body Worn AK	No	No	No	No	No	No	No	No	No	No	No	No
Body Worn AL	No	No	No	No	No	No	No	No	No	No	No	No
Body Worn AM	No	No	No	No	No	No	No	No	No	No	No	No
Body Worn AN	No	No	No	No	No	No	No	No	No	No	No	No
Body Worn AO	No	No	No	No	No	No	No	No	No	No	No	No

Audio Accessory	Antenna B											
	Audio Accessory U			Audio Accessory V			Audio Accessory W			Audio Accessory X		
	Bat A	Bat B/C	Bat D	Bat A	Bat B/C	Bat D	Bat A	Bat B/C	Bat D	Bat A	Bat B/C	Bat D
Body Worn A	No	No	No	No	No	No	No	No	No	No	No	No
Body Worn B	No	No	No	No	No	No	No	No	No	No	No	No
Body Worn C	No	No	No	No	No	No	No	No	No	No	No	No
Body Worn D	No	No	No	No	No	No	No	No	No	No	No	No
Body Worn E	No	No	No	No	No	No	No	No	No	No	No	No
Body Worn F	No	No	No	No	No	No	No	No	No	No	No	No
Body Worn G	No	No	No	No	No	No	No	No	No	No	No	No
Body Worn H	No	No	No	No	No	No	No	No	No	No	No	No
Body Worn I	No	No	No	No	No	No	No	No	No	No	No	No
Body Worn J	No	No	No	No	No	No	No	No	No	No	No	No
Body Worn K	No	No	No	No	No	No	No	No	No	No	No	No
Body Worn L	No	No	No	No	No	No	No	No	No	No	No	No
Body Worn M	No	No	No	No	No	No	No	No	No	No	No	No
Body Worn N	No	No	No	No	No	No	No	No	No	No	No	No
Body Worn O	No	No	No	No	No	No	No	No	No	No	No	No
Body Worn P	No	No	No	No	No	No	No	No	No	No	No	No
Body Worn Q	No	No	No	No	No	No	No	No	No	No	No	No
Body Worn R	No	No	No	No	No	No	No	No	No	No	No	No
Body Worn S	No	No	No	No	No	No	No	No	No	No	No	No
Body Worn T	No	No	No	No	No	No	No	No	No	No	No	No
Body Worn U	No	No	No	No	No	No	No	No	No	No	No	No
Body Worn V	No	No	No	No	No	No	No	No	No	No	No	No
Body Worn W	No	No	No	No	No	No	No	No	No	No	No	No
Body Worn X	No	No	No	No	No	No	No	No	No	No	No	No
Body Worn Y	No	No	No	No	No	No	No	No	No	No	No	No
Body Worn Z	No	No	No	No	No	No	No	No	No	No	No	No
Body Worn AA	No	No	No	No	No	No	No	No	No	No	No	No
Body Worn AB	No	No	No	No	No	No	No	No	No	No	No	No
Body Worn AC	No	No	No	No	No	No	No	No	No	No	No	No
Body Worn AD	No	No	No	No	No	No	No	No	No	No	No	No
Body Worn AE	No	No	No	No	No	No	No	No	No	No	No	No
Body Worn AF	No	No	No	No	No	No	No	No	No	No	No	No
Body Worn AG	No	No	No	No	No	No	No	No	No	No	No	No
Body Worn AH	No	No	No	No	No	No	No	No	No	No	No	No
Body Worn AI	No	No	No	No	No	No	No	No	No	No	No	No
Body Worn AJ	No	No	No	No	No	No	No	No	No	No	No	No
Body Worn AK	No	No	No	No	No	No	No	No	No	No	No	No
Body Worn AL	No	No	No	No	No	No	No	No	No	No	No	No
Body Worn AM	No	No	No	No	No	No	No	No	No	No	No	No
Body Worn AN	No	No	No	No	No	No	No	No	No	No	No	No
Body Worn AO	No	No	No	No	No	No	No	No	No	No	No	No

Radio Body Test

Audio Accessory	Antenna C											
	Audio Accessory A			Audio Accessory B			Audio Accessory C			Audio Accessory D		
	Bat A	Bat B/C	Bat D	Bat A	Bat B/C	Bat D	Bat A	Bat B/C	Bat D	Bat A	Bat B/C	Bat D
Body Worn A	Yes	Yes	Yes	No	No	No	No	No	No	No	No	No
Body Worn B	No	No	No	No	No	No	No	No	No	No	No	No
Body Worn C	No	No	No	No	No	No	No	No	No	No	No	No
Body Worn D	No	No	No	No	No	No	No	No	No	No	No	No
Body Worn E	No	No	No	No	No	No	No	No	No	No	No	No
Body Worn F	No	No	No	No	No	No	No	No	No	No	No	No
Body Worn G	No	No	No	No	No	No	No	No	No	No	No	No
Body Worn H	No	No	No	No	No	No	No	No	No	No	No	No
Body Worn I	No	No	No	No	No	No	No	No	No	No	No	No
Body Worn J	No	No	No	No	No	No	No	No	No	No	No	No
Body Worn K	No	No	No	No	No	No	No	No	No	No	No	No
Body Worn L	No	No	No	No	No	No	No	No	No	No	No	No
Body Worn M	No	No	No	No	No	No	No	No	No	No	No	No
Body Worn N	No	No	No	No	No	No	No	No	No	No	No	No
Body Worn O	No	No	No	No	No	No	No	No	No	No	No	No
Body Worn P	No	No	No	No	No	No	No	No	No	No	No	No
Body Worn Q	No	No	No	No	No	No	No	No	No	No	No	No
Body Worn R	No	No	No	No	No	No	No	No	No	No	No	No
Body Worn S	No	No	No	No	No	No	No	No	No	No	No	No
Body Worn T	No	No	No	No	No	No	No	No	No	No	No	No
Body Worn U	No	No	No	No	No	No	No	No	No	No	No	No
Body Worn V	No	No	No	No	No	No	No	No	No	No	No	No
Body Worn W	No	No	No	No	No	No	No	No	No	No	No	No
Body Worn X	No	No	No	No	No	No	No	No	No	No	No	No
Body Worn Y	No	No	No	No	No	No	No	No	No	No	No	No
Body Worn Z	No	No	No	No	No	No	No	No	No	No	No	No
Body Worn AA	No	No	No	No	No	No	No	No	No	No	No	No
Body Worn AB	No	No	No	No	No	No	No	No	No	No	No	No
Body Worn AC	No	No	No	No	No	No	No	No	No	No	No	No
Body Worn AD	No	No	No	No	No	No	No	No	No	No	No	No
Body Worn AE	No	No	No	No	No	No	No	No	No	No	No	No
Body Worn AF	No	No	No	No	No	No	No	No	No	No	No	No
Body Worn AG	No	No	No	No	No	No	No	No	No	No	No	No
Body Worn AH	No	No	No	No	No	No	No	No	No	No	No	No
Body Worn AI	No	No	No	No	No	No	No	No	No	No	No	No
Body Worn AJ	No	No	No	No	No	No	No	No	No	No	No	No
Body Worn AK	No	No	No	No	No	No	No	No	No	No	No	No
Body Worn AL	No	No	No	No	No	No	No	No	No	No	No	No
Body Worn AM	No	No	No	No	No	No	No	No	No	No	No	No
Body Worn AN	No	No	No	No	No	No	No	No	No	No	No	No
Body Worn AO	Yes	Yes	Yes	No	No	No	No	No	No	No	No	No

Audio Accessory	Antenna C											
	Audio Accessory E			Audio Accessory F			Audio Accessory G			Audio Accessory H		
	Bat A	Bat B/C	Bat D	Bat A	Bat B/C	Bat D	Bat A	Bat B/C	Bat D	Bat A	Bat B/C	Bat D
Body Worn A	No	No	No	No	No	No	No	No	No	No	No	No
Body Worn B	No	No	No	No	No	No	No	No	No	No	No	No
Body Worn C	No	No	No	No	No	No	No	No	No	No	No	No
Body Worn D	No	No	No	No	No	No	No	No	No	No	No	No
Body Worn E	No	No	No	No	No	No	No	No	No	No	No	No
Body Worn F	No	No	No	No	No	No	No	No	No	No	No	No
Body Worn G	No	No	No	No	No	No	No	No	No	No	No	No
Body Worn H	No	No	No	No	No	No	No	No	No	No	No	No
Body Worn I	No	No	No	No	No	No	No	No	No	No	No	No
Body Worn J	No	No	No	No	No	No	No	No	No	No	No	No
Body Worn K	No	No	No	No	No	No	No	No	No	No	No	No
Body Worn L	No	No	No	No	No	No	No	No	No	No	No	No
Body Worn M	No	No	No	No	No	No	No	No	No	No	No	No
Body Worn N	No	No	No	No	No	No	No	No	No	No	No	No
Body Worn O	No	No	No	No	No	No	No	No	No	No	No	No
Body Worn P	No	No	No	No	No	No	No	No	No	No	No	No
Body Worn Q	No	No	No	No	No	No	No	No	No	No	No	No
Body Worn R	No	No	No	No	No	No	No	No	No	No	No	No
Body Worn S	No	No	No	No	No	No	No	No	No	No	No	No
Body Worn T	No	No	No	No	No	No	No	No	No	No	No	No
Body Worn U	No	No	No	No	No	No	No	No	No	No	No	No
Body Worn V	No	No	No	No	No	No	No	No	No	No	No	No
Body Worn W	No	No	No	No	No	No	No	No	No	No	No	No
Body Worn X	No	No	No	No	No	No	No	No	No	No	No	No
Body Worn Y	No	No	No	No	No	No	No	No	No	No	No	No
Body Worn Z	No	No	No	No	No	No	No	No	No	No	No	No
Body Worn AA	No	No	No	No	No	No	No	No	No	No	No	No
Body Worn AB	No	No	No	No	No	No	No	No	No	No	No	No
Body Worn AC	No	No	No	No	No	No	No	No	No	No	No	No
Body Worn AD	No	No	No	No	No	No	No	No	No	No	No	No
Body Worn AE	No	No	No	No	No	No	No	No	No	No	No	No
Body Worn AF	No	No	No	No	No	No	No	No	No	No	No	No
Body Worn AG	No	No	No	No	No	No	No	No	No	No	No	No
Body Worn AH	No	No	No	No	No	No	No	No	No	No	No	No
Body Worn AI	No	No	No	No	No	No	No	No	No	No	No	No
Body Worn AJ	No	No	No	No	No	No	No	No	No	No	No	No
Body Worn AK	No	No	No	No	No	No	No	No	No	No	No	No
Body Worn AL	No	No	No	No	No	No	No	No	No	No	No	No
Body Worn AM	No	No	No	No	No	No	No	No	No	No	No	No
Body Worn AN	No	No	No	No	No	No	No	No	No	No	No	No
Body Worn AO	No	No	No	No	No	No	No	No	No	No	No	No

Audio Accessory	Antenna C											
	Audio Accessory I			Audio Accessory J			Audio Accessory K			Audio Accessory L		
	Bat A	Bat B/C	Bat D	Bat A	Bat B/C	Bat D	Bat A	Bat B/C	Bat D	Bat A	Bat B/C	Bat D
Body Worn A	No	No	No	No	No	No	No	No	No	No	No	No
Body Worn B	No	No	No	No	No	No	No	No	No	No	No	No
Body Worn C	No	No	No	No	No	No	No	No	No	No	No	No
Body Worn D	No	No	No	No	No	No	No	No	No	No	No	No
Body Worn E	No	No	No	No	No	No	No	No	No	No	No	No
Body Worn F	No	No	No	No	No	No	No	No	No	No	No	No
Body Worn G	No	No	No	No	No	No	No	No	No	No	No	No
Body Worn H	No	No	No	No	No	No	No	No	No	No	No	No
Body Worn I	No	No	No	No	No	No	No	No	No	No	No	No
Body Worn J	No	No	No	No	No	No	No	No	No	No	No	No
Body Worn K	No	No	No	No	No	No	No	No	No	No	No	No
Body Worn L	No	No	No	No	No	No	No	No	No	No	No	No
Body Worn M	No	No	No	No	No	No	No	No	No	No	No	No
Body Worn N	No	No	No	No	No	No	No	No	No	No	No	No
Body Worn O	No	No	No	No	No	No	No	No	No	No	No	No
Body Worn P	No	No	No	No	No	No	No	No	No	No	No	No
Body Worn Q	No	No	No	No	No	No	No	No	No	No	No	No
Body Worn R	No	No	No	No	No	No	No	No	No	No	No	No
Body Worn S	No	No	No	No	No	No	No	No	No	No	No	No
Body Worn T	No	No	No	No	No	No	No	No	No	No	No	No
Body Worn U	No	No	No	No	No	No	No	No	No	No	No	No
Body Worn V	No	No	No	No	No	No	No	No	No	No	No	No
Body Worn W	No	No	No	No	No	No	No	No	No	No	No	No
Body Worn X	No	No	No	No	No	No	No	No	No	No	No	No
Body Worn Y	No	No	No	No	No	No	No	No	No	No	No	No
Body Worn Z	No	No	No	No	No	No	No	No	No	No	No	No
Body Worn AA	No	No	No	No	No	No	No	No	No	No	No	No
Body Worn AB	No	No	No	No	No	No	No	No	No	No	No	No
Body Worn AC	No	No	No	No	No	No	No	No	No	No	No	No
Body Worn AD	No	No	No	No	No	No	No	No	No	No	No	No
Body Worn AE	No	No	No	No	No	No	No	No	No	No	No	No
Body Worn AF	No	No	No	No	No	No	No	No	No	No	No	No
Body Worn AG	No	No	No	No	No	No	No	No	No	No	No	No
Body Worn AH	No	No	No	No	No	No	No	No	No	No	No	No
Body Worn AI	No	No	No	No	No	No	No	No	No	No	No	No
Body Worn AJ	No	No	No	No	No	No	No	No	No	No	No	No
Body Worn AK	No	No	No	No	No	No	No	No	No	No	No	No
Body Worn AL	No	No	No	No	No	No	No	No	No	No	No	No
Body Worn AM	No	No	No	No	No	No	No	No	No	No	No	No
Body Worn AN	No	No	No	No	No	No	No	No	No	No	No	No
Body Worn AO	No	No	No	No	No	No	No	No	No	No	No	No

Audio Accessory	Antenna C											
	Audio Accessory M			Audio Accessory N			Audio Accessory O			Audio Accessory P		
	Bat A	Bat B/C	Bat D	Bat A	Bat B/C	Bat D	Bat A	Bat B/C	Bat D	Bat A	Bat B/C	Bat D
Body Worn A	No	No	No	No	No	No	No	No	No	No	No	No
Body Worn B	No	No	No	No	No	No	No	No	No	No	No	No
Body Worn C	No	No	No	No	No	No	No	No	No	No	No	No
Body Worn D	No	No	No	No	No	No	No	No	No	No	No	No
Body Worn E	No	No	No	No	No	No	No	No	No	No	No	No
Body Worn F	No	No	No	No	No	No	No	No	No	No	No	No
Body Worn G	No	No	No	No	No	No	No	No	No	No	No	No
Body Worn H	No	No	No	No	No	No	No	No	No	No	No	No
Body Worn I	No	No	No	No	No	No	No	No	No	No	No	No
Body Worn J	No	No	No	No	No	No	No	No	No	No	No	No
Body Worn K	No	No	No	No	No	No	No	No	No	No	No	No
Body Worn L	No	No	No	No	No	No	No	No	No	No	No	No
Body Worn M	No	No	No	No	No	No	No	No	No	No	No	No
Body Worn N	No	No	No	No	No	No	No	No	No	No	No	No
Body Worn O	No	No	No	No	No	No	No	No	No	No	No	No
Body Worn P	No	No	No	No	No	No	No	No	No	No	No	No
Body Worn Q	No	No	No	No	No	No	No	No	No	No	No	No
Body Worn R	No	No	No	No	No	No	No	No	No	No	No	No
Body Worn S	No	No	No	No	No	No	No	No	No	No	No	No
Body Worn T	No	No	No	No	No	No	No	No	No	No	No	No
Body Worn U	No	No	No	No	No	No	No	No	No	No	No	No
Body Worn V	No	No	No	No	No	No	No	No	No	No	No	No
Body Worn W	No	No	No	No	No	No	No	No	No	No	No	No
Body Worn X	No	No	No	No	No	No	No	No	No	No	No	No
Body Worn Y	No	No	No	No	No	No	No	No	No	No	No	No
Body Worn Z	No	No	No	No	No	No	No	No	No	No	No	No
Body Worn AA	No	No	No	No	No	No	No	No	No	No	No	No
Body Worn AB	No	No	No	No	No	No	No	No	No	No	No	No
Body Worn AC	No	No	No	No	No	No	No	No	No	No	No	No
Body Worn AD	No	No	No	No	No	No	No	No	No	No	No	No
Body Worn AE	No	No	No	No	No	No	No	No	No	No	No	No
Body Worn AF	No	No	No	No	No	No	No	No	No	No	No	No
Body Worn AG	No	No	No	No	No	No	No	No	No	No	No	No
Body Worn AH	No	No	No	No	No	No	No	No	No	No	No	No
Body Worn AI	No	No	No	No	No	No	No	No	No	No	No	No
Body Worn AJ	No	No	No	No	No	No	No	No	No	No	No	No
Body Worn AK	No	No	No	No	No	No	No	No	No	No	No	No
Body Worn AL	No	No	No	No	No	No	No	No	No	No	No	No
Body Worn AM	No	No	No	No	No	No	No	No	No	No	No	No
Body Worn AN	No	No	No	No	No	No	No	No	No	No	No	No
Body Worn AO	No	No	No	No	No	No	No	No	No	No	No	No

Audio Accessory	Antenna C											
	Audio Accessory Q			Audio Accessory R			Audio Accessory S			Audio Accessory T		
	Bat A	Bat B/C	Bat D	Bat A	Bat B/C	Bat D	Bat A	Bat B/C	Bat D	Bat A	Bat B/C	Bat D
Body Worn A	No	No	No	No	No	No	No	No	No	No	No	No
Body Worn B	No	No	No	No	No	No	No	No	No	No	No	No
Body Worn C	No	No	No	No	No	No	No	No	No	No	No	No
Body Worn D	No	No	No	No	No	No	No	No	No	No	No	No
Body Worn E	No	No	No	No	No	No	No	No	No	No	No	No
Body Worn F	No	No	No	No	No	No	No	No	No	No	No	No
Body Worn G	No	No	No	No	No	No	No	No	No	No	No	No
Body Worn H	No	No	No	No	No	No	No	No	No	No	No	No
Body Worn I	No	No	No	No	No	No	No	No	No	No	No	No
Body Worn J	No	No	No	No	No	No	No	No	No	No	No	No
Body Worn K	No	No	No	No	No	No	No	No	No	No	No	No
Body Worn L	No	No	No	No	No	No	No	No	No	No	No	No
Body Worn M	No	No	No	No	No	No	No	No	No	No	No	No
Body Worn N	No	No	No	No	No	No	No	No	No	No	No	No
Body Worn O	No	No	No	No	No	No	No	No	No	No	No	No
Body Worn P	No	No	No	No	No	No	No	No	No	No	No	No
Body Worn Q	No	No	No	No	No	No	No	No	No	No	No	No
Body Worn R	No	No	No	No	No	No	No	No	No	No	No	No
Body Worn S	No	No	No	No	No	No	No	No	No	No	No	No
Body Worn T	No	No	No	No	No	No	No	No	No	No	No	No
Body Worn U	No	No	No	No	No	No	No	No	No	No	No	No
Body Worn V	No	No	No	No	No	No	No	No	No	No	No	No
Body Worn W	No	No	No	No	No	No	No	No	No	No	No	No
Body Worn X	No	No	No	No	No	No	No	No	No	No	No	No
Body Worn Y	No	No	No	No	No	No	No	No	No	No	No	No
Body Worn Z	No	No	No	No	No	No	No	No	No	No	No	No
Body Worn AA	No	No	No	No	No	No	No	No	No	No	No	No
Body Worn AB	No	No	No	No	No	No	No	No	No	No	No	No
Body Worn AC	No	No	No	No	No	No	No	No	No	No	No	No
Body Worn AD	No	No	No	No	No	No	No	No	No	No	No	No
Body Worn AE	No	No	No	No	No	No	No	No	No	No	No	No
Body Worn AF	No	No	No	No	No	No	No	No	No	No	No	No
Body Worn AG	No	No	No	No	No	No	No	No	No	No	No	No
Body Worn AH	No	No	No	No	No	No	No	No	No	No	No	No
Body Worn AI	No	No	No	No	No	No	No	No	No	No	No	No
Body Worn AJ	No	No	No	No	No	No	No	No	No	No	No	No
Body Worn AK	No	No	No	No	No	No	No	No	No	No	No	No
Body Worn AL	No	No	No	No	No	No	No	No	No	No	No	No
Body Worn AM	No	No	No	No	No	No	No	No	No	No	No	No
Body Worn AN	No	No	No	No	No	No	No	No	No	No	No	No
Body Worn AO	No	No	No	No	No	No	No	No	No	No	No	No

Audio Accessory	Antenna C											
	Audio Accessory U			Audio Accessory V			Audio Accessory W			Audio Accessory X		
	Bat A	Bat B/C	Bat D	Bat A	Bat B/C	Bat D	Bat A	Bat B/C	Bat D	Bat A	Bat B/C	Bat D
Body Worn A	No	No	No	No	No	No	No	No	No	No	No	No
Body Worn B	No	No	No	No	No	No	No	No	No	No	No	No
Body Worn C	No	No	No	No	No	No	No	No	No	No	No	No
Body Worn D	No	No	No	No	No	No	No	No	No	No	No	No
Body Worn E	No	No	No	No	No	No	No	No	No	No	No	No
Body Worn F	No	No	No	No	No	No	No	No	No	No	No	No
Body Worn G	No	No	No	No	No	No	No	No	No	No	No	No
Body Worn H	No	No	No	No	No	No	No	No	No	No	No	No
Body Worn I	No	No	No	No	No	No	No	No	No	No	No	No
Body Worn J	No	No	No	No	No	No	No	No	No	No	No	No
Body Worn K	No	No	No	No	No	No	No	No	No	No	No	No
Body Worn L	No	No	No	No	No	No	No	No	No	No	No	No
Body Worn M	No	No	No	No	No	No	No	No	No	No	No	No
Body Worn N	No	No	No	No	No	No	No	No	No	No	No	No
Body Worn O	No	No	No	No	No	No	No	No	No	No	No	No
Body Worn P	No	No	No	No	No	No	No	No	No	No	No	No
Body Worn Q	No	No	No	No	No	No	No	No	No	No	No	No
Body Worn R	No	No	No	No	No	No	No	No	No	No	No	No
Body Worn S	No	No	No	No	No	No	No	No	No	No	No	No
Body Worn T	No	No	No	No	No	No	No	No	No	No	No	No
Body Worn U	No	No	No	No	No	No	No	No	No	No	No	No
Body Worn V	No	No	No	No	No	No	No	No	No	No	No	No
Body Worn W	No	No	No	No	No	No	No	No	No	No	No	No
Body Worn X	No	No	No	No	No	No	No	No	No	No	No	No
Body Worn Y	No	No	No	No	No	No	No	No	No	No	No	No
Body Worn Z	No	No	No	No	No	No	No	No	No	No	No	No
Body Worn AA	No	No	No	No	No	No	No	No	No	No	No	No
Body Worn AB	No	No	No	No	No	No	No	No	No	No	No	No
Body Worn AC	No	No	No	No	No	No	No	No	No	No	No	No
Body Worn AD	No	No	No	No	No	No	No	No	No	No	No	No
Body Worn AE	No	No	No	No	No	No	No	No	No	No	No	No
Body Worn AF	No	No	No	No	No	No	No	No	No	No	No	No
Body Worn AG	No	No	No	No	No	No	No	No	No	No	No	No
Body Worn AH	No	No	No	No	No	No	No	No	No	No	No	No
Body Worn AI	No	No	No	No	No	No	No	No	No	No	No	No
Body Worn AJ	No	No	No	No	No	No	No	No	No	No	No	No
Body Worn AK	No	No	No	No	No	No	No	No	No	No	No	No
Body Worn AL	No	No	No	No	No	No	No	No	No	No	No	No
Body Worn AM	No	No	No	No	No	No	No	No	No	No	No	No
Body Worn AN	No	No	No	No	No	No	No	No	No	No	No	No
Body Worn AO	No	No	No	No	No	No	No	No	No	No	No	No

Radio Body Test

Audio Accessory	Antenna D											
	Audio Accessory A			Audio Accessory B			Audio Accessory C			Audio Accessory D		
	Bat A	Bat B/C	Bat D	Bat A	Bat B/C	Bat D	Bat A	Bat B/C	Bat D	Bat A	Bat B/C	Bat D
Body Worn A	Yes	Yes	Yes	No	No	No	No	No	No	No	No	No
Body Worn B	No	No	No	No	No	No	No	No	No	No	No	No
Body Worn C	No	No	No	No	No	No	No	No	No	No	No	No
Body Worn D	No	No	No	No	No	No	No	No	No	No	No	No
Body Worn E	No	No	No	No	No	No	No	No	No	No	No	No
Body Worn F	No	No	No	No	No	No	No	No	No	No	No	No
Body Worn G	No	No	No	No	No	No	No	No	No	No	No	No
Body Worn H	No	No	No	No	No	No	No	No	No	No	No	No
Body Worn I	No	No	No	No	No	No	No	No	No	No	No	No
Body Worn J	No	No	No	No	No	No	No	No	No	No	No	No
Body Worn K	No	No	No	No	No	No	No	No	No	No	No	No
Body Worn L	No	No	No	No	No	No	No	No	No	No	No	No
Body Worn M	No	No	No	No	No	No	No	No	No	No	No	No
Body Worn N	No	No	No	No	No	No	No	No	No	No	No	No
Body Worn O	No	No	No	No	No	No	No	No	No	No	No	No
Body Worn P	No	No	No	No	No	No	No	No	No	No	No	No
Body Worn Q	No	No	No	No	No	No	No	No	No	No	No	No
Body Worn R	No	No	No	No	No	No	No	No	No	No	No	No
Body Worn S	No	No	No	No	No	No	No	No	No	No	No	No
Body Worn T	No	No	No	No	No	No	No	No	No	No	No	No
Body Worn U	No	No	No	No	No	No	No	No	No	No	No	No
Body Worn V	No	No	No	No	No	No	No	No	No	No	No	No
Body Worn W	No	No	No	No	No	No	No	No	No	No	No	No
Body Worn X	No	No	No	No	No	No	No	No	No	No	No	No
Body Worn Y	No	No	No	No	No	No	No	No	No	No	No	No
Body Worn Z	No	No	No	No	No	No	No	No	No	No	No	No
Body Worn AA	No	No	No	No	No	No	No	No	No	No	No	No
Body Worn AB	No	No	No	No	No	No	No	No	No	No	No	No
Body Worn AC	No	No	No	No	No	No	No	No	No	No	No	No
Body Worn AD	No	No	No	No	No	No	No	No	No	No	No	No
Body Worn AE	No	No	No	No	No	No	No	No	No	No	No	No
Body Worn AF	No	No	No	No	No	No	No	No	No	No	No	No
Body Worn AG	No	No	No	No	No	No	No	No	No	No	No	No
Body Worn AH	No	No	No	No	No	No	No	No	No	No	No	No
Body Worn AI	No	No	No	No	No	No	No	No	No	No	No	No
Body Worn AJ	No	No	No	No	No	No	No	No	No	No	No	No
Body Worn AK	No	No	No	No	No	No	No	No	No	No	No	No
Body Worn AL	No	No	No	No	No	No	No	No	No	No	No	No
Body Worn AM	No	No	No	No	No	No	No	No	No	No	No	No
Body Worn AN	No	No	No	No	No	No	No	No	No	No	No	No
Body Worn AO	Yes	Yes	Yes	No	No	No	No	No	No	No	No	No

Audio Accessory	Antenna D											
	Audio Accessory E			Audio Accessory F			Audio Accessory G			Audio Accessory H		
	Bat A	Bat B/C	Bat D	Bat A	Bat B/C	Bat D	Bat A	Bat B/C	Bat D	Bat A	Bat B/C	Bat D
Body Worn A	No	No	No	No	No	No	No	No	No	No	No	No
Body Worn B	No	No	No	No	No	No	No	No	No	No	No	No
Body Worn C	No	No	No	No	No	No	No	No	No	No	No	No
Body Worn D	No	No	No	No	No	No	No	No	No	No	No	No
Body Worn E	No	No	No	No	No	No	No	No	No	No	No	No
Body Worn F	No	No	No	No	No	No	No	No	No	No	No	No
Body Worn G	No	No	No	No	No	No	No	No	No	No	No	No
Body Worn H	No	No	No	No	No	No	No	No	No	No	No	No
Body Worn I	No	No	No	No	No	No	No	No	No	No	No	No
Body Worn J	No	No	No	No	No	No	No	No	No	No	No	No
Body Worn K	No	No	No	No	No	No	No	No	No	No	No	No
Body Worn L	No	No	No	No	No	No	No	No	No	No	No	No
Body Worn M	No	No	No	No	No	No	No	No	No	No	No	No
Body Worn N	No	No	No	No	No	No	No	No	No	No	No	No
Body Worn O	No	No	No	No	No	No	No	No	No	No	No	No
Body Worn P	No	No	No	No	No	No	No	No	No	No	No	No
Body Worn Q	No	No	No	No	No	No	No	No	No	No	No	No
Body Worn R	No	No	No	No	No	No	No	No	No	No	No	No
Body Worn S	No	No	No	No	No	No	No	No	No	No	No	No
Body Worn T	No	No	No	No	No	No	No	No	No	No	No	No
Body Worn U	No	No	No	No	No	No	No	No	No	No	No	No
Body Worn V	No	No	No	No	No	No	No	No	No	No	No	No
Body Worn W	No	No	No	No	No	No	No	No	No	No	No	No
Body Worn X	No	No	No	No	No	No	No	No	No	No	No	No
Body Worn Y	No	No	No	No	No	No	No	No	No	No	No	No
Body Worn Z	No	No	No	No	No	No	No	No	No	No	No	No
Body Worn AA	No	No	No	No	No	No	No	No	No	No	No	No
Body Worn AB	No	No	No	No	No	No	No	No	No	No	No	No
Body Worn AC	No	No	No	No	No	No	No	No	No	No	No	No
Body Worn AD	No	No	No	No	No	No	No	No	No	No	No	No
Body Worn AE	No	No	No	No	No	No	No	No	No	No	No	No
Body Worn AF	No	No	No	No	No	No	No	No	No	No	No	No
Body Worn AG	No	No	No	No	No	No	No	No	No	No	No	No
Body Worn AH	No	No	No	No	No	No	No	No	No	No	No	No
Body Worn AI	No	No	No	No	No	No	No	No	No	No	No	No
Body Worn AJ	No	No	No	No	No	No	No	No	No	No	No	No
Body Worn AK	No	No	No	No	No	No	No	No	No	No	No	No
Body Worn AL	No	No	No	No	No	No	No	No	No	No	No	No
Body Worn AM	No	No	No	No	No	No	No	No	No	No	No	No
Body Worn AN	No	No	No	No	No	No	No	No	No	No	No	No
Body Worn AO	No	No	No	No	No	No	No	No	No	No	No	No

Audio Accessory	Antenna D											
	Audio Accessory I			Audio Accessory J			Audio Accessory K			Audio Accessory L		
	Bat A	Bat B/C	Bat D	Bat A	Bat B/C	Bat D	Bat A	Bat B/C	Bat D	Bat A	Bat B/C	Bat D
Body Worn A	No	No	No	No	No	No	No	No	No	No	No	No
Body Worn B	No	No	No	No	No	No	No	No	No	No	No	No
Body Worn C	No	No	No	No	No	No	No	No	No	No	No	No
Body Worn D	No	No	No	No	No	No	No	No	No	No	No	No
Body Worn E	No	No	No	No	No	No	No	No	No	No	No	No
Body Worn F	No	No	No	No	No	No	No	No	No	No	No	No
Body Worn G	No	No	No	No	No	No	No	No	No	No	No	No
Body Worn H	No	No	No	No	No	No	No	No	No	No	No	No
Body Worn I	No	No	No	No	No	No	No	No	No	No	No	No
Body Worn J	No	No	No	No	No	No	No	No	No	No	No	No
Body Worn K	No	No	No	No	No	No	No	No	No	No	No	No
Body Worn L	No	No	No	No	No	No	No	No	No	No	No	No
Body Worn M	No	No	No	No	No	No	No	No	No	No	No	No
Body Worn N	No	No	No	No	No	No	No	No	No	No	No	No
Body Worn O	No	No	No	No	No	No	No	No	No	No	No	No
Body Worn P	No	No	No	No	No	No	No	No	No	No	No	No
Body Worn Q	No	No	No	No	No	No	No	No	No	No	No	No
Body Worn R	No	No	No	No	No	No	No	No	No	No	No	No
Body Worn S	No	No	No	No	No	No	No	No	No	No	No	No
Body Worn T	No	No	No	No	No	No	No	No	No	No	No	No
Body Worn U	No	No	No	No	No	No	No	No	No	No	No	No
Body Worn V	No	No	No	No	No	No	No	No	No	No	No	No
Body Worn W	No	No	No	No	No	No	No	No	No	No	No	No
Body Worn X	No	No	No	No	No	No	No	No	No	No	No	No
Body Worn Y	No	No	No	No	No	No	No	No	No	No	No	No
Body Worn Z	No	No	No	No	No	No	No	No	No	No	No	No
Body Worn AA	No	No	No	No	No	No	No	No	No	No	No	No
Body Worn AB	No	No	No	No	No	No	No	No	No	No	No	No
Body Worn AC	No	No	No	No	No	No	No	No	No	No	No	No
Body Worn AD	No	No	No	No	No	No	No	No	No	No	No	No
Body Worn AE	No	No	No	No	No	No	No	No	No	No	No	No
Body Worn AF	No	No	No	No	No	No	No	No	No	No	No	No
Body Worn AG	No	No	No	No	No	No	No	No	No	No	No	No
Body Worn AH	No	No	No	No	No	No	No	No	No	No	No	No
Body Worn AI	No	No	No	No	No	No	No	No	No	No	No	No
Body Worn AJ	No	No	No	No	No	No	No	No	No	No	No	No
Body Worn AK	No	No	No	No	No	No	No	No	No	No	No	No
Body Worn AL	No	No	No	No	No	No	No	No	No	No	No	No
Body Worn AM	No	No	No	No	No	No	No	No	No	No	No	No
Body Worn AN	No	No	No	No	No	No	No	No	No	No	No	No
Body Worn AO	No	No	No	No	No	No	No	No	No	No	No	No

Audio Accessory	Antenna D											
	Audio Accessory M			Audio Accessory N			Audio Accessory O			Audio Accessory P		
	Bat A	Bat B/C	Bat D	Bat A	Bat B/C	Bat D	Bat A	Bat B/C	Bat D	Bat A	Bat B/C	Bat D
Body Worn A	No	No	No	No	No	No	No	No	No	No	No	No
Body Worn B	No	No	No	No	No	No	No	No	No	No	No	No
Body Worn C	No	No	No	No	No	No	No	No	No	No	No	No
Body Worn D	No	No	No	No	No	No	No	No	No	No	No	No
Body Worn E	No	No	No	No	No	No	No	No	No	No	No	No
Body Worn F	No	No	No	No	No	No	No	No	No	No	No	No
Body Worn G	No	No	No	No	No	No	No	No	No	No	No	No
Body Worn H	No	No	No	No	No	No	No	No	No	No	No	No
Body Worn I	No	No	No	No	No	No	No	No	No	No	No	No
Body Worn J	No	No	No	No	No	No	No	No	No	No	No	No
Body Worn K	No	No	No	No	No	No	No	No	No	No	No	No
Body Worn L	No	No	No	No	No	No	No	No	No	No	No	No
Body Worn M	No	No	No	No	No	No	No	No	No	No	No	No
Body Worn N	No	No	No	No	No	No	No	No	No	No	No	No
Body Worn O	No	No	No	No	No	No	No	No	No	No	No	No
Body Worn P	No	No	No	No	No	No	No	No	No	No	No	No
Body Worn Q	No	No	No	No	No	No	No	No	No	No	No	No
Body Worn R	No	No	No	No	No	No	No	No	No	No	No	No
Body Worn S	No	No	No	No	No	No	No	No	No	No	No	No
Body Worn T	No	No	No	No	No	No	No	No	No	No	No	No
Body Worn U	No	No	No	No	No	No	No	No	No	No	No	No
Body Worn V	No	No	No	No	No	No	No	No	No	No	No	No
Body Worn W	No	No	No	No	No	No	No	No	No	No	No	No
Body Worn X	No	No	No	No	No	No	No	No	No	No	No	No
Body Worn Y	No	No	No	No	No	No	No	No	No	No	No	No
Body Worn Z	No	No	No	No	No	No	No	No	No	No	No	No
Body Worn AA	No	No	No	No	No	No	No	No	No	No	No	No
Body Worn AB	No	No	No	No	No	No	No	No	No	No	No	No
Body Worn AC	No	No	No	No	No	No	No	No	No	No	No	No
Body Worn AD	No	No	No	No	No	No	No	No	No	No	No	No
Body Worn AE	No	No	No	No	No	No	No	No	No	No	No	No
Body Worn AF	No	No	No	No	No	No	No	No	No	No	No	No
Body Worn AG	No	No	No	No	No	No	No	No	No	No	No	No
Body Worn AH	No	No	No	No	No	No	No	No	No	No	No	No
Body Worn AI	No	No	No	No	No	No	No	No	No	No	No	No
Body Worn AJ	No	No	No	No	No	No	No	No	No	No	No	No
Body Worn AK	No	No	No	No	No	No	No	No	No	No	No	No
Body Worn AL	No	No	No	No	No	No	No	No	No	No	No	No
Body Worn AM	No	No	No	No	No	No	No	No	No	No	No	No
Body Worn AN	No	No	No	No	No	No	No	No	No	No	No	No
Body Worn AO	No	No	No	No	No	No	No	No	No	No	No	No

Audio Accessory	Antenna D											
	Audio Accessory Q			Audio Accessory R			Audio Accessory S			Audio Accessory T		
	Bat A	Bat B/C	Bat D	Bat A	Bat B/C	Bat D	Bat A	Bat B/C	Bat D	Bat A	Bat B/C	Bat D
Body Worn A	No	No	No	No	No	No	No	No	No	No	No	No
Body Worn B	No	No	No	No	No	No	No	No	No	No	No	No
Body Worn C	No	No	No	No	No	No	No	No	No	No	No	No
Body Worn D	No	No	No	No	No	No	No	No	No	No	No	No
Body Worn E	No	No	No	No	No	No	No	No	No	No	No	No
Body Worn F	No	No	No	No	No	No	No	No	No	No	No	No
Body Worn G	No	No	No	No	No	No	No	No	No	No	No	No
Body Worn H	No	No	No	No	No	No	No	No	No	No	No	No
Body Worn I	No	No	No	No	No	No	No	No	No	No	No	No
Body Worn J	No	No	No	No	No	No	No	No	No	No	No	No
Body Worn K	No	No	No	No	No	No	No	No	No	No	No	No
Body Worn L	No	No	No	No	No	No	No	No	No	No	No	No
Body Worn M	No	No	No	No	No	No	No	No	No	No	No	No
Body Worn N	No	No	No	No	No	No	No	No	No	No	No	No
Body Worn O	No	No	No	No	No	No	No	No	No	No	No	No
Body Worn P	No	No	No	No	No	No	No	No	No	No	No	No
Body Worn Q	No	No	No	No	No	No	No	No	No	No	No	No
Body Worn R	No	No	No	No	No	No	No	No	No	No	No	No
Body Worn S	No	No	No	No	No	No	No	No	No	No	No	No
Body Worn T	No	No	No	No	No	No	No	No	No	No	No	No
Body Worn U	No	No	No	No	No	No	No	No	No	No	No	No
Body Worn V	No	No	No	No	No	No	No	No	No	No	No	No
Body Worn W	No	No	No	No	No	No	No	No	No	No	No	No
Body Worn X	No	No	No	No	No	No	No	No	No	No	No	No
Body Worn Y	No	No	No	No	No	No	No	No	No	No	No	No
Body Worn Z	No	No	No	No	No	No	No	No	No	No	No	No
Body Worn AA	No	No	No	No	No	No	No	No	No	No	No	No
Body Worn AB	No	No	No	No	No	No	No	No	No	No	No	No
Body Worn AC	No	No	No	No	No	No	No	No	No	No	No	No
Body Worn AD	No	No	No	No	No	No	No	No	No	No	No	No
Body Worn AE	No	No	No	No	No	No	No	No	No	No	No	No
Body Worn AF	No	No	No	No	No	No	No	No	No	No	No	No
Body Worn AG	No	No	No	No	No	No	No	No	No	No	No	No
Body Worn AH	No	No	No	No	No	No	No	No	No	No	No	No
Body Worn AI	No	No	No	No	No	No	No	No	No	No	No	No
Body Worn AJ	No	No	No	No	No	No	No	No	No	No	No	No
Body Worn AK	No	No	No	No	No	No	No	No	No	No	No	No
Body Worn AL	No	No	No	No	No	No	No	No	No	No	No	No
Body Worn AM	No	No	No	No	No	No	No	No	No	No	No	No
Body Worn AN	No	No	No	No	No	No	No	No	No	No	No	No
Body Worn AO	No	No	No	No	No	No	No	No	No	No	No	No

Audio Accessory	Antenna D											
	Audio Accessory U			Audio Accessory V			Audio Accessory W			Audio Accessory X		
	Bat A	Bat B/C	Bat D	Bat A	Bat B/C	Bat D	Bat A	Bat B/C	Bat D	Bat A	Bat B/C	Bat D
Body Worn A	No	No	No	No	No	No	No	No	No	No	No	No
Body Worn B	No	No	No	No	No	No	No	No	No	No	No	No
Body Worn C	No	No	No	No	No	No	No	No	No	No	No	No
Body Worn D	No	No	No	No	No	No	No	No	No	No	No	No
Body Worn E	No	No	No	No	No	No	No	No	No	No	No	No
Body Worn F	No	No	No	No	No	No	No	No	No	No	No	No
Body Worn G	No	No	No	No	No	No	No	No	No	No	No	No
Body Worn H	No	No	No	No	No	No	No	No	No	No	No	No
Body Worn I	No	No	No	No	No	No	No	No	No	No	No	No
Body Worn J	No	No	No	No	No	No	No	No	No	No	No	No
Body Worn K	No	No	No	No	No	No	No	No	No	No	No	No
Body Worn L	No	No	No	No	No	No	No	No	No	No	No	No
Body Worn M	No	No	No	No	No	No	No	No	No	No	No	No
Body Worn N	No	No	No	No	No	No	No	No	No	No	No	No
Body Worn O	No	No	No	No	No	No	No	No	No	No	No	No
Body Worn P	No	No	No	No	No	No	No	No	No	No	No	No
Body Worn Q	No	No	No	No	No	No	No	No	No	No	No	No
Body Worn R	No	No	No	No	No	No	No	No	No	No	No	No
Body Worn S	No	No	No	No	No	No	No	No	No	No	No	No
Body Worn T	No	No	No	No	No	No	No	No	No	No	No	No
Body Worn U	No	No	No	No	No	No	No	No	No	No	No	No
Body Worn V	No	No	No	No	No	No	No	No	No	No	No	No
Body Worn W	No	No	No	No	No	No	No	No	No	No	No	No
Body Worn X	No	No	No	No	No	No	No	No	No	No	No	No
Body Worn Y	No	No	No	No	No	No	No	No	No	No	No	No
Body Worn Z	No	No	No	No	No	No	No	No	No	No	No	No
Body Worn AA	No	No	No	No	No	No	No	No	No	No	No	No
Body Worn AB	No	No	No	No	No	No	No	No	No	No	No	No
Body Worn AC	No	No	No	No	No	No	No	No	No	No	No	No
Body Worn AD	No	No	No	No	No	No	No	No	No	No	No	No
Body Worn AE	No	No	No	No	No	No	No	No	No	No	No	No
Body Worn AF	No	No	No	No	No	No	No	No	No	No	No	No
Body Worn AG	No	No	No	No	No	No	No	No	No	No	No	No
Body Worn AH	No	No	No	No	No	No	No	No	No	No	No	No
Body Worn AI	No	No	No	No	No	No	No	No	No	No	No	No
Body Worn AJ	No	No	No	No	No	No	No	No	No	No	No	No
Body Worn AK	No	No	No	No	No	No	No	No	No	No	No	No
Body Worn AL	No	No	No	No	No	No	No	No	No	No	No	No
Body Worn AM	No	No	No	No	No	No	No	No	No	No	No	No
Body Worn AN	No	No	No	No	No	No	No	No	No	No	No	No
Body Worn AO	No	No	No	No	No	No	No	No	No	No	No	No

Radio Body Test

Audio Accessory	Antenna E											
	Audio Accessory A			Audio Accessory B			Audio Accessory C			Audio Accessory D		
	Bat A	Bat B/C	Bat D	Bat A	Bat B/C	Bat D	Bat A	Bat B/C	Bat D	Bat A	Bat B/C	Bat D
Body Worn A	Yes	Yes	Yes	No	No	No	No	No	No	No	No	No
Body Worn B	No	No	No	No	No	No	No	No	No	No	No	No
Body Worn C	No	No	No	No	No	No	No	No	No	No	No	No
Body Worn D	No	No	No	No	No	No	No	No	No	No	No	No
Body Worn E	No	No	No	No	No	No	No	No	No	No	No	No
Body Worn F	No	No	No	No	No	No	No	No	No	No	No	No
Body Worn G	No	No	No	No	No	No	No	No	No	No	No	No
Body Worn H	No	No	No	No	No	No	No	No	No	No	No	No
Body Worn I	No	No	No	No	No	No	No	No	No	No	No	No
Body Worn J	No	No	No	No	No	No	No	No	No	No	No	No
Body Worn K	No	No	No	No	No	No	No	No	No	No	No	No
Body Worn L	No	No	No	No	No	No	No	No	No	No	No	No
Body Worn M	No	No	No	No	No	No	No	No	No	No	No	No
Body Worn N	No	No	No	No	No	No	No	No	No	No	No	No
Body Worn O	No	No	No	No	No	No	No	No	No	No	No	No
Body Worn P	No	No	No	No	No	No	No	No	No	No	No	No
Body Worn Q	No	No	No	No	No	No	No	No	No	No	No	No
Body Worn R	No	No	No	No	No	No	No	No	No	No	No	No
Body Worn S	No	No	No	No	No	No	No	No	No	No	No	No
Body Worn T	No	No	No	No	No	No	No	No	No	No	No	No
Body Worn U	No	No	No	No	No	No	No	No	No	No	No	No
Body Worn V	No	No	No	No	No	No	No	No	No	No	No	No
Body Worn W	No	No	No	No	No	No	No	No	No	No	No	No
Body Worn X	No	No	No	No	No	No	No	No	No	No	No	No
Body Worn Y	No	No	No	No	No	No	No	No	No	No	No	No
Body Worn Z	No	No	No	No	No	No	No	No	No	No	No	No
Body Worn AA	No	No	No	No	No	No	No	No	No	No	No	No
Body Worn AB	No	No	No	No	No	No	No	No	No	No	No	No
Body Worn AC	No	No	No	No	No	No	No	No	No	No	No	No
Body Worn AD	No	No	No	No	No	No	No	No	No	No	No	No
Body Worn AE	No	No	No	No	No	No	No	No	No	No	No	No
Body Worn AF	No	No	No	No	No	No	No	No	No	No	No	No
Body Worn AG	No	No	No	No	No	No	No	No	No	No	No	No
Body Worn AH	No	No	No	No	No	No	No	No	No	No	No	No
Body Worn AI	No	No	No	No	No	No	No	No	No	No	No	No
Body Worn AJ	No	No	No	No	No	No	No	No	No	No	No	No
Body Worn AK	No	No	No	No	No	No	No	No	No	No	No	No
Body Worn AL	No	No	No	No	No	No	No	No	No	No	No	No
Body Worn AM	No	No	No	No	No	No	No	No	No	No	No	No
Body Worn AN	No	No	No	No	No	No	No	No	No	No	No	No
Body Worn AO	Yes	Yes	Yes	No	No	No	No	No	No	No	No	No

Audio Accessory	Antenna E											
	Audio Accessory E			Audio Accessory F			Audio Accessory G			Audio Accessory H		
	Bat A	Bat B/C	Bat D	Bat A	Bat B/C	Bat D	Bat A	Bat B/C	Bat D	Bat A	Bat B/C	Bat D
Body Worn A	No	No	No	No	No	No	No	No	No	No	No	No
Body Worn B	No	No	No	No	No	No	No	No	No	No	No	No
Body Worn C	No	No	No	No	No	No	No	No	No	No	No	No
Body Worn D	No	No	No	No	No	No	No	No	No	No	No	No
Body Worn E	No	No	No	No	No	No	No	No	No	No	No	No
Body Worn F	No	No	No	No	No	No	No	No	No	No	No	No
Body Worn G	No	No	No	No	No	No	No	No	No	No	No	No
Body Worn H	No	No	No	No	No	No	No	No	No	No	No	No
Body Worn I	No	No	No	No	No	No	No	No	No	No	No	No
Body Worn J	No	No	No	No	No	No	No	No	No	No	No	No
Body Worn K	No	No	No	No	No	No	No	No	No	No	No	No
Body Worn L	No	No	No	No	No	No	No	No	No	No	No	No
Body Worn M	No	No	No	No	No	No	No	No	No	No	No	No
Body Worn N	No	No	No	No	No	No	No	No	No	No	No	No
Body Worn O	No	No	No	No	No	No	No	No	No	No	No	No
Body Worn P	No	No	No	No	No	No	No	No	No	No	No	No
Body Worn Q	No	No	No	No	No	No	No	No	No	No	No	No
Body Worn R	No	No	No	No	No	No	No	No	No	No	No	No
Body Worn S	No	No	No	No	No	No	No	No	No	No	No	No
Body Worn T	No	No	No	No	No	No	No	No	No	No	No	No
Body Worn U	No	No	No	No	No	No	No	No	No	No	No	No
Body Worn V	No	No	No	No	No	No	No	No	No	No	No	No
Body Worn W	No	No	No	No	No	No	No	No	No	No	No	No
Body Worn X	No	No	No	No	No	No	No	No	No	No	No	No
Body Worn Y	No	No	No	No	No	No	No	No	No	No	No	No
Body Worn Z	No	No	No	No	No	No	No	No	No	No	No	No
Body Worn AA	No	No	No	No	No	No	No	No	No	No	No	No
Body Worn AB	No	No	No	No	No	No	No	No	No	No	No	No
Body Worn AC	No	No	No	No	No	No	No	No	No	No	No	No
Body Worn AD	No	No	No	No	No	No	No	No	No	No	No	No
Body Worn AE	No	No	No	No	No	No	No	No	No	No	No	No
Body Worn AF	No	No	No	No	No	No	No	No	No	No	No	No
Body Worn AG	No	No	No	No	No	No	No	No	No	No	No	No
Body Worn AH	No	No	No	No	No	No	No	No	No	No	No	No
Body Worn AI	No	No	No	No	No	No	No	No	No	No	No	No
Body Worn AJ	No	No	No	No	No	No	No	No	No	No	No	No
Body Worn AK	No	No	No	No	No	No	No	No	No	No	No	No
Body Worn AL	No	No	No	No	No	No	No	No	No	No	No	No
Body Worn AM	No	No	No	No	No	No	No	No	No	No	No	No
Body Worn AN	No	No	No	No	No	No	No	No	No	No	No	No
Body Worn AO	No	No	No	No	No	No	No	No	No	No	No	No

Audio Accessory	Antenna E											
	Audio Accessory I			Audio Accessory J			Audio Accessory K			Audio Accessory L		
	Bat A	Bat B/C	Bat D	Bat A	Bat B/C	Bat D	Bat A	Bat B/C	Bat D	Bat A	Bat B/C	Bat D
Body Worn A	No	No	No	No	No	No	No	No	No	No	No	No
Body Worn B	No	No	No	No	No	No	No	No	No	No	No	No
Body Worn C	No	No	No	No	No	No	No	No	No	No	No	No
Body Worn D	No	No	No	No	No	No	No	No	No	No	No	No
Body Worn E	No	No	No	No	No	No	No	No	No	No	No	No
Body Worn F	No	No	No	No	No	No	No	No	No	No	No	No
Body Worn G	No	No	No	No	No	No	No	No	No	No	No	No
Body Worn H	No	No	No	No	No	No	No	No	No	No	No	No
Body Worn I	No	No	No	No	No	No	No	No	No	No	No	No
Body Worn J	No	No	No	No	No	No	No	No	No	No	No	No
Body Worn K	No	No	No	No	No	No	No	No	No	No	No	No
Body Worn L	No	No	No	No	No	No	No	No	No	No	No	No
Body Worn M	No	No	No	No	No	No	No	No	No	No	No	No
Body Worn N	No	No	No	No	No	No	No	No	No	No	No	No
Body Worn O	No	No	No	No	No	No	No	No	No	No	No	No
Body Worn P	No	No	No	No	No	No	No	No	No	No	No	No
Body Worn Q	No	No	No	No	No	No	No	No	No	No	No	No
Body Worn R	No	No	No	No	No	No	No	No	No	No	No	No
Body Worn S	No	No	No	No	No	No	No	No	No	No	No	No
Body Worn T	No	No	No	No	No	No	No	No	No	No	No	No
Body Worn U	No	No	No	No	No	No	No	No	No	No	No	No
Body Worn V	No	No	No	No	No	No	No	No	No	No	No	No
Body Worn W	No	No	No	No	No	No	No	No	No	No	No	No
Body Worn X	No	No	No	No	No	No	No	No	No	No	No	No
Body Worn Y	No	No	No	No	No	No	No	No	No	No	No	No
Body Worn Z	No	No	No	No	No	No	No	No	No	No	No	No
Body Worn AA	No	No	No	No	No	No	No	No	No	No	No	No
Body Worn AB	No	No	No	No	No	No	No	No	No	No	No	No
Body Worn AC	No	No	No	No	No	No	No	No	No	No	No	No
Body Worn AD	No	No	No	No	No	No	No	No	No	No	No	No
Body Worn AE	No	No	No	No	No	No	No	No	No	No	No	No
Body Worn AF	No	No	No	No	No	No	No	No	No	No	No	No
Body Worn AG	No	No	No	No	No	No	No	No	No	No	No	No
Body Worn AH	No	No	No	No	No	No	No	No	No	No	No	No
Body Worn AI	No	No	No	No	No	No	No	No	No	No	No	No
Body Worn AJ	No	No	No	No	No	No	No	No	No	No	No	No
Body Worn AK	No	No	No	No	No	No	No	No	No	No	No	No
Body Worn AL	No	No	No	No	No	No	No	No	No	No	No	No
Body Worn AM	No	No	No	No	No	No	No	No	No	No	No	No
Body Worn AN	No	No	No	No	No	No	No	No	No	No	No	No
Body Worn AO	No	No	No	No	No	No	No	No	No	No	No	No

Audio Accessory	Antenna E											
	Audio Accessory M			Audio Accessory N			Audio Accessory O			Audio Accessory P		
	Bat A	Bat B/C	Bat D	Bat A	Bat B/C	Bat D	Bat A	Bat B/C	Bat D	Bat A	Bat B/C	Bat D
Body Worn A	No	No	No	No	No	No	No	No	No	No	No	No
Body Worn B	No	No	No	No	No	No	No	No	No	No	No	No
Body Worn C	No	No	No	No	No	No	No	No	No	No	No	No
Body Worn D	No	No	No	No	No	No	No	No	No	No	No	No
Body Worn E	No	No	No	No	No	No	No	No	No	No	No	No
Body Worn F	No	No	No	No	No	No	No	No	No	No	No	No
Body Worn G	No	No	No	No	No	No	No	No	No	No	No	No
Body Worn H	No	No	No	No	No	No	No	No	No	No	No	No
Body Worn I	No	No	No	No	No	No	No	No	No	No	No	No
Body Worn J	No	No	No	No	No	No	No	No	No	No	No	No
Body Worn K	No	No	No	No	No	No	No	No	No	No	No	No
Body Worn L	No	No	No	No	No	No	No	No	No	No	No	No
Body Worn M	No	No	No	No	No	No	No	No	No	No	No	No
Body Worn N	No	No	No	No	No	No	No	No	No	No	No	No
Body Worn O	No	No	No	No	No	No	No	No	No	No	No	No
Body Worn P	No	No	No	No	No	No	No	No	No	No	No	No
Body Worn Q	No	No	No	No	No	No	No	No	No	No	No	No
Body Worn R	No	No	No	No	No	No	No	No	No	No	No	No
Body Worn S	No	No	No	No	No	No	No	No	No	No	No	No
Body Worn T	No	No	No	No	No	No	No	No	No	No	No	No
Body Worn U	No	No	No	No	No	No	No	No	No	No	No	No
Body Worn V	No	No	No	No	No	No	No	No	No	No	No	No
Body Worn W	No	No	No	No	No	No	No	No	No	No	No	No
Body Worn X	No	No	No	No	No	No	No	No	No	No	No	No
Body Worn Y	No	No	No	No	No	No	No	No	No	No	No	No
Body Worn Z	No	No	No	No	No	No	No	No	No	No	No	No
Body Worn AA	No	No	No	No	No	No	No	No	No	No	No	No
Body Worn AB	No	No	No	No	No	No	No	No	No	No	No	No
Body Worn AC	No	No	No	No	No	No	No	No	No	No	No	No
Body Worn AD	No	No	No	No	No	No	No	No	No	No	No	No
Body Worn AE	No	No	No	No	No	No	No	No	No	No	No	No
Body Worn AF	No	No	No	No	No	No	No	No	No	No	No	No
Body Worn AG	No	No	No	No	No	No	No	No	No	No	No	No
Body Worn AH	No	No	No	No	No	No	No	No	No	No	No	No
Body Worn AI	No	No	No	No	No	No	No	No	No	No	No	No
Body Worn AJ	No	No	No	No	No	No	No	No	No	No	No	No
Body Worn AK	No	No	No	No	No	No	No	No	No	No	No	No
Body Worn AL	No	No	No	No	No	No	No	No	No	No	No	No
Body Worn AM	No	No	No	No	No	No	No	No	No	No	No	No
Body Worn AN	No	No	No	No	No	No	No	No	No	No	No	No
Body Worn AO	No	No	No	No	No	No	No	No	No	No	No	No

Audio Accessory	Antenna E											
	Audio Accessory Q			Audio Accessory R			Audio Accessory S			Audio Accessory T		
	Bat A	Bat B/C	Bat D	Bat A	Bat B/C	Bat D	Bat A	Bat B/C	Bat D	Bat A	Bat B/C	Bat D
Body Worn A	No	No	No	No	No	No	No	No	No	No	No	No
Body Worn B	No	No	No	No	No	No	No	No	No	No	No	No
Body Worn C	No	No	No	No	No	No	No	No	No	No	No	No
Body Worn D	No	No	No	No	No	No	No	No	No	No	No	No
Body Worn E	No	No	No	No	No	No	No	No	No	No	No	No
Body Worn F	No	No	No	No	No	No	No	No	No	No	No	No
Body Worn G	No	No	No	No	No	No	No	No	No	No	No	No
Body Worn H	No	No	No	No	No	No	No	No	No	No	No	No
Body Worn I	No	No	No	No	No	No	No	No	No	No	No	No
Body Worn J	No	No	No	No	No	No	No	No	No	No	No	No
Body Worn K	No	No	No	No	No	No	No	No	No	No	No	No
Body Worn L	No	No	No	No	No	No	No	No	No	No	No	No
Body Worn M	No	No	No	No	No	No	No	No	No	No	No	No
Body Worn N	No	No	No	No	No	No	No	No	No	No	No	No
Body Worn O	No	No	No	No	No	No	No	No	No	No	No	No
Body Worn P	No	No	No	No	No	No	No	No	No	No	No	No
Body Worn Q	No	No	No	No	No	No	No	No	No	No	No	No
Body Worn R	No	No	No	No	No	No	No	No	No	No	No	No
Body Worn S	No	No	No	No	No	No	No	No	No	No	No	No
Body Worn T	No	No	No	No	No	No	No	No	No	No	No	No
Body Worn U	No	No	No	No	No	No	No	No	No	No	No	No
Body Worn V	No	No	No	No	No	No	No	No	No	No	No	No
Body Worn W	No	No	No	No	No	No	No	No	No	No	No	No
Body Worn X	No	No	No	No	No	No	No	No	No	No	No	No
Body Worn Y	No	No	No	No	No	No	No	No	No	No	No	No
Body Worn Z	No	No	No	No	No	No	No	No	No	No	No	No
Body Worn AA	No	No	No	No	No	No	No	No	No	No	No	No
Body Worn AB	No	No	No	No	No	No	No	No	No	No	No	No
Body Worn AC	No	No	No	No	No	No	No	No	No	No	No	No
Body Worn AD	No	No	No	No	No	No	No	No	No	No	No	No
Body Worn AE	No	No	No	No	No	No	No	No	No	No	No	No
Body Worn AF	No	No	No	No	No	No	No	No	No	No	No	No
Body Worn AG	No	No	No	No	No	No	No	No	No	No	No	No
Body Worn AH	No	No	No	No	No	No	No	No	No	No	No	No
Body Worn AI	No	No	No	No	No	No	No	No	No	No	No	No
Body Worn AJ	No	No	No	No	No	No	No	No	No	No	No	No
Body Worn AK	No	No	No	No	No	No	No	No	No	No	No	No
Body Worn AL	No	No	No	No	No	No	No	No	No	No	No	No
Body Worn AM	No	No	No	No	No	No	No	No	No	No	No	No
Body Worn AN	No	No	No	No	No	No	No	No	No	No	No	No
Body Worn AO	No	No	No	No	No	No	No	No	No	No	No	No

Audio Accessory	Antenna E											
	Audio Accessory U			Audio Accessory V			Audio Accessory W			Audio Accessory X		
	Bat A	Bat B/C	Bat D	Bat A	Bat B/C	Bat D	Bat A	Bat B/C	Bat D	Bat A	Bat B/C	Bat D
Body Worn A	No	No	No	No	No	No	No	No	No	No	No	No
Body Worn B	No	No	No	No	No	No	No	No	No	No	No	No
Body Worn C	No	No	No	No	No	No	No	No	No	No	No	No
Body Worn D	No	No	No	No	No	No	No	No	No	No	No	No
Body Worn E	No	No	No	No	No	No	No	No	No	No	No	No
Body Worn F	No	No	No	No	No	No	No	No	No	No	No	No
Body Worn G	No	No	No	No	No	No	No	No	No	No	No	No
Body Worn H	No	No	No	No	No	No	No	No	No	No	No	No
Body Worn I	No	No	No	No	No	No	No	No	No	No	No	No
Body Worn J	No	No	No	No	No	No	No	No	No	No	No	No
Body Worn K	No	No	No	No	No	No	No	No	No	No	No	No
Body Worn L	No	No	No	No	No	No	No	No	No	No	No	No
Body Worn M	No	No	No	No	No	No	No	No	No	No	No	No
Body Worn N	No	No	No	No	No	No	No	No	No	No	No	No
Body Worn O	No	No	No	No	No	No	No	No	No	No	No	No
Body Worn P	No	No	No	No	No	No	No	No	No	No	No	No
Body Worn Q	No	No	No	No	No	No	No	No	No	No	No	No
Body Worn R	No	No	No	No	No	No	No	No	No	No	No	No
Body Worn S	No	No	No	No	No	No	No	No	No	No	No	No
Body Worn T	No	No	No	No	No	No	No	No	No	No	No	No
Body Worn U	No	No	No	No	No	No	No	No	No	No	No	No
Body Worn V	No	No	No	No	No	No	No	No	No	No	No	No
Body Worn W	No	No	No	No	No	No	No	No	No	No	No	No
Body Worn X	No	No	No	No	No	No	No	No	No	No	No	No
Body Worn Y	No	No	No	No	No	No	No	No	No	No	No	No
Body Worn Z	No	No	No	No	No	No	No	No	No	No	No	No
Body Worn AA	No	No	No	No	No	No	No	No	No	No	No	No
Body Worn AB	No	No	No	No	No	No	No	No	No	No	No	No
Body Worn AC	No	No	No	No	No	No	No	No	No	No	No	No
Body Worn AD	No	No	No	No	No	No	No	No	No	No	No	No
Body Worn AE	No	No	No	No	No	No	No	No	No	No	No	No
Body Worn AF	No	No	No	No	No	No	No	No	No	No	No	No
Body Worn AG	No	No	No	No	No	No	No	No	No	No	No	No
Body Worn AH	No	No	No	No	No	No	No	No	No	No	No	No
Body Worn AI	No	No	No	No	No	No	No	No	No	No	No	No
Body Worn AJ	No	No	No	No	No	No	No	No	No	No	No	No
Body Worn AK	No	No	No	No	No	No	No	No	No	No	No	No
Body Worn AL	No	No	No	No	No	No	No	No	No	No	No	No
Body Worn AM	No	No	No	No	No	No	No	No	No	No	No	No
Body Worn AN	No	No	No	No	No	No	No	No	No	No	No	No
Body Worn AO	No	No	No	No	No	No	No	No	No	No	No	No

Radio Body Test

Audio Accessory	Antenna F											
	Audio Accessory A			Audio Accessory B			Audio Accessory C			Audio Accessory D		
	Bat A	Bat B/C	Bat D	Bat A	Bat B/C	Bat D	Bat A	Bat B/C	Bat D	Bat A	Bat B/C	Bat D
Body Worn A	Yes	Yes	Yes	No	No	No	No	No	No	No	No	No
Body Worn B	No	No	No	No	No	No	No	No	No	No	No	No
Body Worn C	No	No	No	No	No	No	No	No	No	No	No	No
Body Worn D	No	No	No	No	No	No	No	No	No	No	No	No
Body Worn E	No	No	No	No	No	No	No	No	No	No	No	No
Body Worn F	No	No	No	No	No	No	No	No	No	No	No	No
Body Worn G	No	No	No	No	No	No	No	No	No	No	No	No
Body Worn H	No	No	No	No	No	No	No	No	No	No	No	No
Body Worn I	No	No	No	No	No	No	No	No	No	No	No	No
Body Worn J	No	No	No	No	No	No	No	No	No	No	No	No
Body Worn K	No	No	No	No	No	No	No	No	No	No	No	No
Body Worn L	No	No	No	No	No	No	No	No	No	No	No	No
Body Worn M	No	No	No	No	No	No	No	No	No	No	No	No
Body Worn N	No	No	No	No	No	No	No	No	No	No	No	No
Body Worn O	No	No	No	No	No	No	No	No	No	No	No	No
Body Worn P	No	No	No	No	No	No	No	No	No	No	No	No
Body Worn Q	No	No	No	No	No	No	No	No	No	No	No	No
Body Worn R	No	No	No	No	No	No	No	No	No	No	No	No
Body Worn S	No	No	No	No	No	No	No	No	No	No	No	No
Body Worn T	No	No	No	No	No	No	No	No	No	No	No	No
Body Worn U	No	No	No	No	No	No	No	No	No	No	No	No
Body Worn V	No	No	No	No	No	No	No	No	No	No	No	No
Body Worn W	No	No	No	No	No	No	No	No	No	No	No	No
Body Worn X	No	No	No	No	No	No	No	No	No	No	No	No
Body Worn Y	No	No	No	No	No	No	No	No	No	No	No	No
Body Worn Z	No	No	No	No	No	No	No	No	No	No	No	No
Body Worn AA	No	No	No	No	No	No	No	No	No	No	No	No
Body Worn AB	No	No	No	No	No	No	No	No	No	No	No	No
Body Worn AC	No	No	No	No	No	No	No	No	No	No	No	No
Body Worn AD	No	No	No	No	No	No	No	No	No	No	No	No
Body Worn AE	No	No	No	No	No	No	No	No	No	No	No	No
Body Worn AF	No	No	No	No	No	No	No	No	No	No	No	No
Body Worn AG	No	No	No	No	No	No	No	No	No	No	No	No
Body Worn AH	No	No	No	No	No	No	No	No	No	No	No	No
Body Worn AI	No	No	No	No	No	No	No	No	No	No	No	No
Body Worn AJ	No	No	No	No	No	No	No	No	No	No	No	No
Body Worn AK	No	No	No	No	No	No	No	No	No	No	No	No
Body Worn AL	No	No	No	No	No	No	No	No	No	No	No	No
Body Worn AM	No	No	No	No	No	No	No	No	No	No	No	No
Body Worn AN	No	No	No	No	No	No	No	No	No	No	No	No
Body Worn AO	Yes	Yes	Yes	No	No	No	No	No	No	No	No	No

Audio Accessory	Antenna F											
	Audio Accessory E			Audio Accessory F			Audio Accessory G			Audio Accessory H		
	Bat A	Bat B/C	Bat D	Bat A	Bat B/C	Bat D	Bat A	Bat B/C	Bat D	Bat A	Bat B/C	Bat D
Body Worn A	No	No	No	No	No	No	No	No	No	No	No	No
Body Worn B	No	No	No	No	No	No	No	No	No	No	No	No
Body Worn C	No	No	No	No	No	No	No	No	No	No	No	No
Body Worn D	No	No	No	No	No	No	No	No	No	No	No	No
Body Worn E	No	No	No	No	No	No	No	No	No	No	No	No
Body Worn F	No	No	No	No	No	No	No	No	No	No	No	No
Body Worn G	No	No	No	No	No	No	No	No	No	No	No	No
Body Worn H	No	No	No	No	No	No	No	No	No	No	No	No
Body Worn I	No	No	No	No	No	No	No	No	No	No	No	No
Body Worn J	No	No	No	No	No	No	No	No	No	No	No	No
Body Worn K	No	No	No	No	No	No	No	No	No	No	No	No
Body Worn L	No	No	No	No	No	No	No	No	No	No	No	No
Body Worn M	No	No	No	No	No	No	No	No	No	No	No	No
Body Worn N	No	No	No	No	No	No	No	No	No	No	No	No
Body Worn O	No	No	No	No	No	No	No	No	No	No	No	No
Body Worn P	No	No	No	No	No	No	No	No	No	No	No	No
Body Worn Q	No	No	No	No	No	No	No	No	No	No	No	No
Body Worn R	No	No	No	No	No	No	No	No	No	No	No	No
Body Worn S	No	No	No	No	No	No	No	No	No	No	No	No
Body Worn T	No	No	No	No	No	No	No	No	No	No	No	No
Body Worn U	No	No	No	No	No	No	No	No	No	No	No	No
Body Worn V	No	No	No	No	No	No	No	No	No	No	No	No
Body Worn W	No	No	No	No	No	No	No	No	No	No	No	No
Body Worn X	No	No	No	No	No	No	No	No	No	No	No	No
Body Worn Y	No	No	No	No	No	No	No	No	No	No	No	No
Body Worn Z	No	No	No	No	No	No	No	No	No	No	No	No
Body Worn AA	No	No	No	No	No	No	No	No	No	No	No	No
Body Worn AB	No	No	No	No	No	No	No	No	No	No	No	No
Body Worn AC	No	No	No	No	No	No	No	No	No	No	No	No
Body Worn AD	No	No	No	No	No	No	No	No	No	No	No	No
Body Worn AE	No	No	No	No	No	No	No	No	No	No	No	No
Body Worn AF	No	No	No	No	No	No	No	No	No	No	No	No
Body Worn AG	No	No	No	No	No	No	No	No	No	No	No	No
Body Worn AH	No	No	No	No	No	No	No	No	No	No	No	No
Body Worn AI	No	No	No	No	No	No	No	No	No	No	No	No
Body Worn AJ	No	No	No	No	No	No	No	No	No	No	No	No
Body Worn AK	No	No	No	No	No	No	No	No	No	No	No	No
Body Worn AL	No	No	No	No	No	No	No	No	No	No	No	No
Body Worn AM	No	No	No	No	No	No	No	No	No	No	No	No
Body Worn AN	No	No	No	No	No	No	No	No	No	No	No	No
Body Worn AO	No	No	No	No	No	No	No	No	No	No	No	No

Audio Accessory	Antenna F											
	Audio Accessory I			Audio Accessory J			Audio Accessory K			Audio Accessory L		
	Bat A	Bat B/C	Bat D	Bat A	Bat B/C	Bat D	Bat A	Bat B/C	Bat D	Bat A	Bat B/C	Bat D
Body Worn A	No	No	No	No	No	No	No	No	No	No	No	No
Body Worn B	No	No	No	No	No	No	No	No	No	No	No	No
Body Worn C	No	No	No	No	No	No	No	No	No	No	No	No
Body Worn D	No	No	No	No	No	No	No	No	No	No	No	No
Body Worn E	No	No	No	No	No	No	No	No	No	No	No	No
Body Worn F	No	No	No	No	No	No	No	No	No	No	No	No
Body Worn G	No	No	No	No	No	No	No	No	No	No	No	No
Body Worn H	No	No	No	No	No	No	No	No	No	No	No	No
Body Worn I	No	No	No	No	No	No	No	No	No	No	No	No
Body Worn J	No	No	No	No	No	No	No	No	No	No	No	No
Body Worn K	No	No	No	No	No	No	No	No	No	No	No	No
Body Worn L	No	No	No	No	No	No	No	No	No	No	No	No
Body Worn M	No	No	No	No	No	No	No	No	No	No	No	No
Body Worn N	No	No	No	No	No	No	No	No	No	No	No	No
Body Worn O	No	No	No	No	No	No	No	No	No	No	No	No
Body Worn P	No	No	No	No	No	No	No	No	No	No	No	No
Body Worn Q	No	No	No	No	No	No	No	No	No	No	No	No
Body Worn R	No	No	No	No	No	No	No	No	No	No	No	No
Body Worn S	No	No	No	No	No	No	No	No	No	No	No	No
Body Worn T	No	No	No	No	No	No	No	No	No	No	No	No
Body Worn U	No	No	No	No	No	No	No	No	No	No	No	No
Body Worn V	No	No	No	No	No	No	No	No	No	No	No	No
Body Worn W	No	No	No	No	No	No	No	No	No	No	No	No
Body Worn X	No	No	No	No	No	No	No	No	No	No	No	No
Body Worn Y	No	No	No	No	No	No	No	No	No	No	No	No
Body Worn Z	No	No	No	No	No	No	No	No	No	No	No	No
Body Worn AA	No	No	No	No	No	No	No	No	No	No	No	No
Body Worn AB	No	No	No	No	No	No	No	No	No	No	No	No
Body Worn AC	No	No	No	No	No	No	No	No	No	No	No	No
Body Worn AD	No	No	No	No	No	No	No	No	No	No	No	No
Body Worn AE	No	No	No	No	No	No	No	No	No	No	No	No
Body Worn AF	No	No	No	No	No	No	No	No	No	No	No	No
Body Worn AG	No	No	No	No	No	No	No	No	No	No	No	No
Body Worn AH	No	No	No	No	No	No	No	No	No	No	No	No
Body Worn AI	No	No	No	No	No	No	No	No	No	No	No	No
Body Worn AJ	No	No	No	No	No	No	No	No	No	No	No	No
Body Worn AK	No	No	No	No	No	No	No	No	No	No	No	No
Body Worn AL	No	No	No	No	No	No	No	No	No	No	No	No
Body Worn AM	No	No	No	No	No	No	No	No	No	No	No	No
Body Worn AN	No	No	No	No	No	No	No	No	No	No	No	No
Body Worn AO	No	No	No	No	No	No	No	No	No	No	No	No

Audio Accessory	Antenna F											
	Audio Accessory M			Audio Accessory N			Audio Accessory O			Audio Accessory P		
	Bat A	Bat B/C	Bat D	Bat A	Bat B/C	Bat D	Bat A	Bat B/C	Bat D	Bat A	Bat B/C	Bat D
Body Worn A	No	No	No	No	No	No	No	No	No	No	No	No
Body Worn B	No	No	No	No	No	No	No	No	No	No	No	No
Body Worn C	No	No	No	No	No	No	No	No	No	No	No	No
Body Worn D	No	No	No	No	No	No	No	No	No	No	No	No
Body Worn E	No	No	No	No	No	No	No	No	No	No	No	No
Body Worn F	No	No	No	No	No	No	No	No	No	No	No	No
Body Worn G	No	No	No	No	No	No	No	No	No	No	No	No
Body Worn H	No	No	No	No	No	No	No	No	No	No	No	No
Body Worn I	No	No	No	No	No	No	No	No	No	No	No	No
Body Worn J	No	No	No	No	No	No	No	No	No	No	No	No
Body Worn K	No	No	No	No	No	No	No	No	No	No	No	No
Body Worn L	No	No	No	No	No	No	No	No	No	No	No	No
Body Worn M	No	No	No	No	No	No	No	No	No	No	No	No
Body Worn N	No	No	No	No	No	No	No	No	No	No	No	No
Body Worn O	No	No	No	No	No	No	No	No	No	No	No	No
Body Worn P	No	No	No	No	No	No	No	No	No	No	No	No
Body Worn Q	No	No	No	No	No	No	No	No	No	No	No	No
Body Worn R	No	No	No	No	No	No	No	No	No	No	No	No
Body Worn S	No	No	No	No	No	No	No	No	No	No	No	No
Body Worn T	No	No	No	No	No	No	No	No	No	No	No	No
Body Worn U	No	No	No	No	No	No	No	No	No	No	No	No
Body Worn V	No	No	No	No	No	No	No	No	No	No	No	No
Body Worn W	No	No	No	No	No	No	No	No	No	No	No	No
Body Worn X	No	No	No	No	No	No	No	No	No	No	No	No
Body Worn Y	No	No	No	No	No	No	No	No	No	No	No	No
Body Worn Z	No	No	No	No	No	No	No	No	No	No	No	No
Body Worn AA	No	No	No	No	No	No	No	No	No	No	No	No
Body Worn AB	No	No	No	No	No	No	No	No	No	No	No	No
Body Worn AC	No	No	No	No	No	No	No	No	No	No	No	No
Body Worn AD	No	No	No	No	No	No	No	No	No	No	No	No
Body Worn AE	No	No	No	No	No	No	No	No	No	No	No	No
Body Worn AF	No	No	No	No	No	No	No	No	No	No	No	No
Body Worn AG	No	No	No	No	No	No	No	No	No	No	No	No
Body Worn AH	No	No	No	No	No	No	No	No	No	No	No	No
Body Worn AI	No	No	No	No	No	No	No	No	No	No	No	No
Body Worn AJ	No	No	No	No	No	No	No	No	No	No	No	No
Body Worn AK	No	No	No	No	No	No	No	No	No	No	No	No
Body Worn AL	No	No	No	No	No	No	No	No	No	No	No	No
Body Worn AM	No	No	No	No	No	No	No	No	No	No	No	No
Body Worn AN	No	No	No	No	No	No	No	No	No	No	No	No
Body Worn AO	No	No	No	No	No	No	No	No	No	No	No	No

Audio Accessory	Antenna F											
	Audio Accessory Q			Audio Accessory R			Audio Accessory S			Audio Accessory T		
	Bat A	Bat B/C	Bat D	Bat A	Bat B/C	Bat D	Bat A	Bat B/C	Bat D	Bat A	Bat B/C	Bat D
Body Worn A	No	No	No	No	No	No	No	No	No	No	No	No
Body Worn B	No	No	No	No	No	No	No	No	No	No	No	No
Body Worn C	No	No	No	No	No	No	No	No	No	No	No	No
Body Worn D	No	No	No	No	No	No	No	No	No	No	No	No
Body Worn E	No	No	No	No	No	No	No	No	No	No	No	No
Body Worn F	No	No	No	No	No	No	No	No	No	No	No	No
Body Worn G	No	No	No	No	No	No	No	No	No	No	No	No
Body Worn H	No	No	No	No	No	No	No	No	No	No	No	No
Body Worn I	No	No	No	No	No	No	No	No	No	No	No	No
Body Worn J	No	No	No	No	No	No	No	No	No	No	No	No
Body Worn K	No	No	No	No	No	No	No	No	No	No	No	No
Body Worn L	No	No	No	No	No	No	No	No	No	No	No	No
Body Worn M	No	No	No	No	No	No	No	No	No	No	No	No
Body Worn N	No	No	No	No	No	No	No	No	No	No	No	No
Body Worn O	No	No	No	No	No	No	No	No	No	No	No	No
Body Worn P	No	No	No	No	No	No	No	No	No	No	No	No
Body Worn Q	No	No	No	No	No	No	No	No	No	No	No	No
Body Worn R	No	No	No	No	No	No	No	No	No	No	No	No
Body Worn S	No	No	No	No	No	No	No	No	No	No	No	No
Body Worn T	No	No	No	No	No	No	No	No	No	No	No	No
Body Worn U	No	No	No	No	No	No	No	No	No	No	No	No
Body Worn V	No	No	No	No	No	No	No	No	No	No	No	No
Body Worn W	No	No	No	No	No	No	No	No	No	No	No	No
Body Worn X	No	No	No	No	No	No	No	No	No	No	No	No
Body Worn Y	No	No	No	No	No	No	No	No	No	No	No	No
Body Worn Z	No	No	No	No	No	No	No	No	No	No	No	No
Body Worn AA	No	No	No	No	No	No	No	No	No	No	No	No
Body Worn AB	No	No	No	No	No	No	No	No	No	No	No	No
Body Worn AC	No	No	No	No	No	No	No	No	No	No	No	No
Body Worn AD	No	No	No	No	No	No	No	No	No	No	No	No
Body Worn AE	No	No	No	No	No	No	No	No	No	No	No	No
Body Worn AF	No	No	No	No	No	No	No	No	No	No	No	No
Body Worn AG	No	No	No	No	No	No	No	No	No	No	No	No
Body Worn AH	No	No	No	No	No	No	No	No	No	No	No	No
Body Worn AI	No	No	No	No	No	No	No	No	No	No	No	No
Body Worn AJ	No	No	No	No	No	No	No	No	No	No	No	No
Body Worn AK	No	No	No	No	No	No	No	No	No	No	No	No
Body Worn AL	No	No	No	No	No	No	No	No	No	No	No	No
Body Worn AM	No	No	No	No	No	No	No	No	No	No	No	No
Body Worn AN	No	No	No	No	No	No	No	No	No	No	No	No
Body Worn AO	No	No	No	No	No	No	No	No	No	No	No	No

Audio Accessory	Antenna F											
	Audio Accessory U			Audio Accessory V			Audio Accessory W			Audio Accessory X		
	Bat A	Bat B/C	Bat D	Bat A	Bat B/C	Bat D	Bat A	Bat B/C	Bat D	Bat A	Bat B/C	Bat D
Body Worn A	No	No	No	No	No	No	No	No	No	No	No	No
Body Worn B	No	No	No	No	No	No	No	No	No	No	No	No
Body Worn C	No	No	No	No	No	No	No	No	No	No	No	No
Body Worn D	No	No	No	No	No	No	No	No	No	No	No	No
Body Worn E	No	No	No	No	No	No	No	No	No	No	No	No
Body Worn F	No	No	No	No	No	No	No	No	No	No	No	No
Body Worn G	No	No	No	No	No	No	No	No	No	No	No	No
Body Worn H	No	No	No	No	No	No	No	No	No	No	No	No
Body Worn I	No	No	No	No	No	No	No	No	No	No	No	No
Body Worn J	No	No	No	No	No	No	No	No	No	No	No	No
Body Worn K	No	No	No	No	No	No	No	No	No	No	No	No
Body Worn L	No	No	No	No	No	No	No	No	No	No	No	No
Body Worn M	No	No	No	No	No	No	No	No	No	No	No	No
Body Worn N	No	No	No	No	No	No	No	No	No	No	No	No
Body Worn O	No	No	No	No	No	No	No	No	No	No	No	No
Body Worn P	No	No	No	No	No	No	No	No	No	No	No	No
Body Worn Q	No	No	No	No	No	No	No	No	No	No	No	No
Body Worn R	No	No	No	No	No	No	No	No	No	No	No	No
Body Worn S	No	No	No	No	No	No	No	No	No	No	No	No
Body Worn T	No	No	No	No	No	No	No	No	No	No	No	No
Body Worn U	No	No	No	No	No	No	No	No	No	No	No	No
Body Worn V	No	No	No	No	No	No	No	No	No	No	No	No
Body Worn W	No	No	No	No	No	No	No	No	No	No	No	No
Body Worn X	No	No	No	No	No	No	No	No	No	No	No	No
Body Worn Y	No	No	No	No	No	No	No	No	No	No	No	No
Body Worn Z	No	No	No	No	No	No	No	No	No	No	No	No
Body Worn AA	No	No	No	No	No	No	No	No	No	No	No	No
Body Worn AB	No	No	No	No	No	No	No	No	No	No	No	No
Body Worn AC	No	No	No	No	No	No	No	No	No	No	No	No
Body Worn AD	No	No	No	No	No	No	No	No	No	No	No	No
Body Worn AE	No	No	No	No	No	No	No	No	No	No	No	No
Body Worn AF	No	No	No	No	No	No	No	No	No	No	No	No
Body Worn AG	No	No	No	No	No	No	No	No	No	No	No	No
Body Worn AH	No	No	No	No	No	No	No	No	No	No	No	No
Body Worn AI	No	No	No	No	No	No	No	No	No	No	No	No
Body Worn AJ	No	No	No	No	No	No	No	No	No	No	No	No
Body Worn AK	No	No	No	No	No	No	No	No	No	No	No	No
Body Worn AL	No	No	No	No	No	No	No	No	No	No	No	No
Body Worn AM	No	No	No	No	No	No	No	No	No	No	No	No
Body Worn AN	No	No	No	No	No	No	No	No	No	No	No	No
Body Worn AO	No	No	No	No	No	No	No	No	No	No	No	No

UHF		
Freq	Channel	Power (dB)
378	1	35.78
398	2	35.81
406	3	35.85
416	4	35.83
417.5	5	35.87
434	6	35.82
435	7	35.75
452	8	35.77
452.5	9	35.76
470	10	35.79

Per KDB 447498 D01 v05r01 page 7 section 6) pages 7-8, the number of channels required to be tested is as follows:

F_{high} = 470 MHz
 F_c = 436.5 MHz
 F_{low} = 403 MHz

$$N_c = \text{Round} \{ [100(f_{\text{high}} - f_{\text{low}})/f_c]^{0.5} \times (f_c/100)^{0.2} \} = \text{Round} \{ [100(470-403)/436.5]^{0.5} \times (436.5/100)^{0.2} \} = 5$$

Therefore, for the frequency band from 403 MHz to 470 MHz, 5 channels are required for testing.

Band	Mode	Bandwidth (MHz)	Channel	Frequency (MHz)	Data Rate	Avg Power (dBm)	Tune-up Pwr (dBm)
2450 MHz	802.11b	20	1	2412	1 Mbps	15.37	18.00
			6	2437		15.44	18.00
			11	2462		15.48	18.00
	802.11g	20	1	2412	6 Mbps	15.70	18.00
			6	2437		15.92	18.00
			11	2462		16.03	18.00
	802.11n	20	1	2412	HTO	15.87	18.00
			6	2437		16.03	18.00
			11	2462		16.03	18.00
	802.11n	40	3	2422	HTO	15.64	18.00
			6	2437		15.90	18.00
			9	2452		15.90	18.00

Band	Mode	Channel	Frequency (MHz)	Data Rate	Avg Power (dBm)	Tune-up Pwr (dBm)
2450 MHz	Bluetooth	0	2402	Basic Rate GFSK	10.64	12.04
		39	2441		10.23	12.04
		78	2480		9.80	12.04

UHF		
Freq	Channel	Power (dB)
416	1	35.36
434	2	35.59

Head SAR – In Front of Face (Handset)					
Antenna	Channel Freq. (MHz)	Battery A ¹		Battery B/C/D ¹	
		Measured Power (dBm)	Reported SAR (W/kg)	Measured Power (dBm)	Reported SAR (W/kg)
A ¹	406	35.85	²	35.85	²
	417.5	35.87	²	35.87	²
	435	35.75	1.88	35.75	1.99
	452.5	35.76	²	35.76	²
	470	35.79	²	35.79	²
B ¹	406	35.86	²	35.86	²
	417.5	35.87	²	35.87	²
	435	35.75	2.47	35.75	2.44
	452.5	35.76	²	35.76	²
	470	35.79	²	35.79	²
C ¹	406	35.86	2.00	35.86	1.88
	416	35.83	²	35.83	²
D ¹	406	35.86	²	35.86	²
	416	35.83	²	35.83	²
	434	35.82	2.82	35.82	2.53
	452	35.77	²	35.77	²
	470	35.79	²	35.79	²
E ¹	406	35.86	²	35.86	²
	416	35.83	²	35.83	²
	434	35.82	2.75	35.82	2.84
	452	35.77	²	35.77	²
	470	35.79	²	35.79	²
F ¹	406	35.86	1.87	35.86	1.86
	416	35.83	²	35.83	²

¹See Accessory table on page 21 of this report.

²Measurement was reduced per KDB 643646 D01 v01r01 page 2 section 1) A) I) a).

		Body SAR (Handset)			
Antenna (MHz)	Channel Freq. (MHz)	Battery A ¹			
		Audio Accessory A ¹			
		Body Worn AO ¹		Body Worn A ¹	
		Measured Power (W)	Reported SAR (W/kg)	Measured Power (W)	Reported SAR (W/kg)
A ¹	406	35.85	²	35.85	3.49
	417.5	35.87	²	35.87	3.54
	435	35.75	3.15	35.75	3.65
	452.5	35.76	²	35.76	3.62
	470	35.79	²	35.79	3.53
B ¹	406	35.86	²	35.86	²
	417.5	35.87	²	35.87	²
	435	35.75	2.43	35.75	2.55
	452.5	35.76	²	35.76	²
	470	35.79	²	35.79	²
C ¹	406	35.86	2.50	35.86	2.73
	416	35.83	²	35.83	²
D ¹	406	35.86	4.18	35.86	3.33
	416	35.83	4.37	35.83	3.55
	434	35.82	2.24	35.82	3.69
	452	35.77	1.95	35.77	3.64
	470	35.79	1.51	35.79	3.48
E ¹	406	35.86	²	35.86	3.42
	416	35.83	²	35.83	3.52
	434	35.82	3.27	35.82	3.87
	452	35.77	²	35.77	3.68
	470	35.79	²	35.79	3.56
F ¹	406	35.86	3.10	35.86	2.80
	416	35.83	²	35.83	²

¹See Accessory table on page 21 of this report.

²Measurement was reduced per KDB 643646 D01 v01r01 page 5 section 1) A) I) a).

Body SAR (Handset)					
Antenna (MHz)	Channel Freq. (MHz)	Battery B/C/D ¹			
		Audio Accessory A ¹			
		Body Worn AO ¹		Body Worn A ¹	
		Measured Power (W)	Reported SAR (W/kg)	Measured Power (W)	Reported SAR (W/kg)
A ¹	406	35.85	²	35.85	²
	417.5	35.87	²	35.87	²
	435	35.75	2.81	35.75	3.35
	452.5	35.76	²	35.76	²
	470	35.79	²	35.79	²
B ¹	406	35.86	²	35.86	²
	417.5	35.87	²	35.87	²
	435	35.75	2.29	35.75	2.22
	452.5	35.76	²	35.76	²
	470	35.79	²	35.79	²
C ¹	406	35.86	2.18	35.86	2.58
	416	35.83	²	35.83	²
D ¹	406	35.86	²	35.86	²
	416	35.83	²	35.83	²
	434	35.82	3.48	35.82	3.31
	452	35.77	²	35.77	²
	470	35.79	²	35.79	²
E ¹	406	35.86	²	35.86	3.35
	416	35.83	²	35.83	3.56
	434	35.82	3.24	35.82	3.68
	452	35.77	²	35.77	3.53
	470	35.79	²	35.79	3.60
F ¹	406	35.86	2.61	35.86	2.39
	416	35.83	²	35.83	²

¹See Accessory table on page 21 of this report.

²Measurement was reduced per KDB 643646 D01 v01r01 page 5 section 1) A) I) a).


SAR Data Summary – Head SAR Face Measurements

MEASUREMENT RESULTS

Gap	Plot	Conf.	Battery	Frequency		Mod.	Ant.	End Power (dBm)	Drift (dB)	Measured SAR (W/kg)	Adjusted SAR (W/kg)	SAR (W/kg) 50% Duty Cycle	
				MHz	Ch.								
25 mm	-----	Radio	A	435	7	FM	A	35.75	-0.38	3.23	3.75	1.88	
	-----			435	7	FM	B	35.75	-0.41	4.23	4.95	2.47	
	-----			406	3	FM	C	35.86	-0.39	3.53	4.01	2.00	
	-----			434	6	FM	D	35.82	-0.45	4.85	5.63	2.82	
	-----			434	6	FM	E	35.82	-0.36	4.84	5.51	2.75	
	-----			406	3	FM	F	35.86	-0.32	3.35	3.74	1.87	
	-----		-----	B/C	435	7	FM	A	35.75	-0.38	3.42	3.97	1.99
	-----		-----		435	7	FM	B	35.75	-0.41	4.17	4.88	2.44
	-----		-----		406	3	FM	C	35.86	-0.34	3.35	3.76	1.88
	-----		-----		434	6	FM	D	35.82	-0.39	4.41	5.05	2.53
	-----		1		434	6	FM	E	35.82	-0.42	4.92	5.67	2.84
	-----		-----		406	3	FM	F	35.86	-0.41	3.26	3.72	1.86
	-----		-----	D	434	2	FM	E	35.59	-0.53	4.28	5.34	2.67

Head
8.0 W/kg (mW/g)
 averaged over 1 gram

1. Battery is fully charged for all tests.
 Power Measured Conducted ERP EIRP
2. SAR Measurement
 Phantom Configuration Left Head Eli4 Right Head
 SAR Configuration Head Body
3. Test Signal Call Mode Test Code Base Station Simulator
4. Test Configuration With Belt Clip Without Belt Clip N/A
5. Tissue Depth is at least 15.0 cm



Jay M. Moulton
 Vice President

The adjusted SAR value was calculated by first scaling the SAR value up by the drift. This value was then scaled up based on the difference of the upper end of the tolerance (36.02 dB) and the measured conducted power. The resultant value is then multiplied by 0.5 to give the SAR value at 50% duty cycle.

SAR Data Summary – Body SAR Measurements

MEASUREMENT RESULTS													
Gap	Plot	Body Worn Acc.	Battery	Frequency		Mod.	Ant.	End Power	Drift (dB)	Measured SAR (W/kg)	Adjusted SAR (W/kg)	SAR (W/kg) 50% Duty Cycle	
				MHz	Ch.			(dBm)					
0 mm	----	AO		435	7	FM	A	35.75	-0.32	5.50	6.30	3.15	
	----			435	7	FM	B	35.75	-0.45	4.11	4.85	2.43	
	----			406	3	FM	C	35.86	-0.41	4.38	4.99	2.50	
	----			406	3	FM	D	35.86	-0.39	7.36	8.35	4.18	
	2			416	4	FM		35.83	-0.37	7.69	8.75	4.37	
	----			434	6	FM		35.82	-0.44	3.87	4.48	2.24	
	----			452	8	FM		35.77	-0.37	3.38	3.90	1.95	
	----			470	10	FM	35.79	-0.43	2.59	3.02	1.51		
	----			434	6	FM	E	35.82	-0.35	5.75	6.53	3.27	
	----			406	3	FM	F	35.86	-0.37	5.49	6.20	3.10	
	----	A		406	3	FM	A	35.86	-0.35	6.21	6.98	3.49	
	----			417.5	5	FM		35.87	-0.34	6.32	7.08	3.54	
	----			435	7	FM		35.75	-0.31	6.39	7.30	3.65	
	----			452.5	9	FM		35.76	-0.38	6.25	7.24	3.62	
	----			470	10	FM	35.79	-0.34	6.19	7.06	3.53		
	----			435	7	FM	B	35.75	-0.43	4.34	5.10	2.55	
	----			406	3	FM	C	35.86	-0.42	4.78	5.46	2.73	
	----			406	3	FM	D	35.86	-0.31	5.97	6.65	3.33	
	----			416	4	FM		35.83	-0.36	6.25	7.09	3.55	
	----			434	6	FM		35.82	-0.34	6.51	7.37	3.69	
	----	452	8	FM	35.77	-0.35		6.34	7.28	3.64			
	----	470	10	FM	35.79	-0.38	6.05	6.96	3.48				
	----	406	3	FM	E	35.86	-0.39	6.03	6.84	3.42			
	----	416	4	FM		35.83	-0.42	6.11	7.03	3.52			
	----	434	6	FM		35.82	-0.33	6.85	7.74	3.87			
	----	452	8	FM		35.77	-0.37	6.37	7.35	3.68			
	----	470	10	FM	35.79	-0.35	6.22	7.11	3.56				
	----	406	3	FM	F	35.86	-0.38	4.94	5.59	2.80			
	----	AO	Repeat		416	4	FM	D	35.83	-0.39	7.45	8.51	4.26

Body
8.0 W/kg (mW/g)
 averaged over 1 gram

- Battery is fully charged for all tests.
 Power Measured Conducted ERP EIRP
- SAR Measurement
 Phantom Configuration Left Head Eli4 Right Head
 SAR Configuration Head Body
- Test Signal Call Mode Test Code Base Station Simulator
- Test Configuration With Belt Clip Without Belt Clip N/A
- Tissue Depth is at least 15.0 cm



Jay M. Moulton
 Vice President

The adjusted SAR value was calculated by first scaling the SAR value up by the drift. This value was then scaled up based on the difference of the upper end of the tolerance (36.02 dB) and the measured conducted power. The resultant value is then multiplied by 0.5 to give the SAR value at 50% duty cycle.


SAR Data Summary – Body SAR Measurements

MEASUREMENT RESULTS

Gap	Plot	Body Worn Acc.	Battery	Frequency		Mod.	Ant.	End Power (dBm)	Drift (dB)	Measured SAR (W/kg)	Adjusted SAR (W/kg)	SAR (W/kg) 50% Duty Cycle
				MHz	Ch.							
0 mm	-----	AO	B/C	435	7	FM	A	35.75	-0.35	4.88	5.63	2.81
	-----			435	7	FM	B	35.75	-0.42	3.90	4.57	2.29
	-----			406	3	FM	C	35.86	-0.45	3.78	4.35	2.18
	-----			434	6	FM	D	35.82	-0.32	6.17	6.96	3.48
	-----			434	6	FM	E	35.82	-0.39	5.65	6.47	3.24
	-----			406	3	FM	F	35.86	-0.40	4.59	5.22	2.61
	-----	435		7	FM	A	35.75	-0.35	5.80	6.69	3.35	
	-----	435		7	FM	B	35.75	-0.44	3.77	4.44	2.22	
	-----	406		3	FM	C	35.86	-0.40	4.54	5.16	2.58	
	-----	434		6	FM	D	35.82	-0.36	5.82	6.62	3.31	
	-----	406		3	FM	E	35.86	-0.35	5.96	6.70	3.35	
	-----	416		4	FM		35.83	-0.39	6.23	7.12	3.56	
	-----	434	6	FM	35.82		-0.31	6.55	7.37	3.68		
	-----	452	8	FM	35.77		-0.34	6.17	7.07	3.53		
	-----	470	10	FM	35.79		-0.38	6.25	7.19	3.60		
	-----	406	3	FM	F	35.86	-0.39	4.20	4.77	2.39		
	-----	AO	D	416	1	FM	D	35.36	-0.42	6.76	8.67	4.33

Body
8.0 W/kg (mW/g)
 averaged over 1 gram

- Battery is fully charged for all tests.
 Power Measured Conducted ERP EIRP
- SAR Measurement
 Phantom Configuration Left Head Eli4 Right Head
 SAR Configuration Head Body
- Test Signal Call Mode Test Code Base Station Simulator
- Test Configuration With Belt Clip Without Belt Clip N/A
- Tissue Depth is at least 15.0 cm



 Jay M. Moulton
 Vice President

The adjusted SAR value was calculated by first scaling the SAR value up by the drift. This value was then scaled up based on the difference of the upper end of the tolerance (36.02 dB) and the measured conducted power. The resultant value is then multiplied by 0.5 to give the SAR value at 50% duty cycle.

SAR Data Summary – Simultaneous Evaluation

MEASUREMENT RESULTS								
Config.	Frequency		Modulation	Frequency		Modulation	SAR ₁	SAR ₂
	MHz	Ch.		MHz	Ch.			
Head	434	6	FM	2440	39	GFSK	2.84	0.02
Body	416	4	FM	2440	39	GFSK	4.37	0.02

The calculated value for the WiFi and Bluetooth radios is based on KDB447498 D01 v06 section 4.3.2 b) 1). Below is the formula used.

$[(\text{max. power, mW}) / (\text{min. distance, mm})] * [\sqrt{f_{\text{(GHz)}}/x}]$ where $x=7.5$ for 1 g SAR

$[2 \text{ mW}/17 \text{ mm}] * [\sqrt{2.48/7.5}] = 0.02$

For a device with one transmitter used in a controlled environment and the second transmitter used in an uncontrolled environment, the ratio of the two transmitters to the respective limit must be less than 1.0. Below are the calculations.

$(2.84/8.0) + (0.02/1.6) = 0.37$

$(4.37/8.0) + (0.02/1.6) = 0.56$

Both configurations are less than or equal to 1.0; therefore, simultaneous Tx meets the requirements of the FCC guidelines.

9. Test Equipment List

Table 9.1 Equipment Specifications

Type	Calibration Due Date	Calibration Done Date	Serial Number
Staubli Robot TX60L	N/A	N/A	F07/55M6A1/A/01
Measurement Controller CS8c	N/A	N/A	1012
ELI4 Flat Phantom	N/A	N/A	1065
ELI5 Flat Phantom	N/A	N/A	2037
Device Holder	N/A	N/A	N/A
Data Acquisition Electronics 4	01/10/2020	01/10/2019	1321
Data Acquisition Electronics 4	04/21/2021	04/21/2020	1416
SPEAG E-Field Probe EX3DV4	06/03/2020	06/03/2019	7531
SPEAG E-Field Probe ES3DV3	02/24/2021	02/24/2020	3311
Speag Validation D450V3	01/15/2020	01/15/2019	1085
Speag Validation Dipole D450V3	01/15/2021	01/15/2019	1085
Agilent N1911A Power Meter	04/27/2020	04/27/2019	GB45100254
Agilent N1922A Power Sensor	04/27/2020	04/27/2019	MY45240464
Advantest R3261A Spectrum Analyzer	03/25/2020	03/25/2019	31720068
Agilent (HP) 8350B Signal Generator	03/20/2020	03/20/2019	2749A10226
Agilent (HP) 83525A RF Plug-In	03/20/2020	03/20/2019	2647A01172
Agilent (HP) 8753C Vector Network Analyzer	03/20/2020	03/20/2019	3135A01724
Agilent (HP) 85047A S-Parameter Test Set	03/20/2020	03/20/2019	2904A00595
Agilent (HP) 8960 Base Station Sim.	03/19/2020	03/19/2019	MY48360364
Anritsu MT8820C	01/26/2020	01/26/2019	6201176199
Agilent N1911A Power Meter	04/27/2021	04/27/2020	GB45100254
Agilent N1922A Power Sensor	04/27/2021	04/27/2020	MY45240464
Advantest R3261A Spectrum Analyzer	03/16/2021	03/16/2020	31720068
Agilent (HP) 8350B Signal Generator	03/16/2021	03/16/2020	2749A10226
Agilent (HP) 83525A RF Plug-In	03/16/2021	03/16/2020	2647A01172
Agilent (HP) 8753C Vector Network Analyzer	03/16/2021	03/16/2020	3135A01724
Agilent (HP) 85047A S-Parameter Test Set	03/17/2021	03/17/2020	2904A00595
Agilent (HP) 8960 Base Station Sim.	05/31/2021	05/31/2019	MY48360364
Anritsu MT8820C	07/14/2021	07/14/2020	6201176199
Agilent 778D Dual Directional Coupler	N/A	N/A	MY48220184
MiniCircuits BW-N20W5+ Fixed 20 dB Attenuator	N/A	N/A	N/A
MiniCircuits SPL-10.7+ Low Pass Filter	N/A	N/A	R8979513746
April Dielectric Probe Assembly	N/A	N/A	0011
Head Equivalent Matter (450 MHz)	N/A	N/A	N/A

10. Conclusion

The SAR measurement indicates that the EUT complies with the RF radiation exposure limits of the FCC/IC. These measurements are taken to simulate the RF effects exposure under worst-case conditions. Precise laboratory measures were taken to assure repeatability of the tests. The tested device complies with the requirements in respect to all parameters subject to the test. The test results and statements relate only to the item(s) tested.

Please note that the absorption and distribution of electromagnetic energy in the body is a very complex phenomena that depends on the mass, shape, and size of the body; the orientation of the body with respect to the field vectors; and, the electrical properties of both the body and the environment. Other variables that may play a substantial role in possible biological effects are those that characterize the environment (e.g. ambient temperature, air velocity, relative humidity, and body insulation) and those that characterize the individual (e.g. age, gender, activity level, debilitation, or disease). Because innumerable factors may interact to determine the specific biological outcome of an exposure to electromagnetic fields, any protection guide shall consider maximal amplification of biological effects as a result of field-body interactions, environmental conditions, and physiological variables.

11. References

- [1] Federal Communications Commission, ET Docket 93-62, Guidelines for Evaluating the Environmental Effects of Radio Frequency Radiation, August 1996
- [2] ANSI/IEEE C95.1 – 1992, American National Standard Safety Levels with respect to Human Exposure to Radio Frequency Electromagnetic Fields, 300kHz to 100GHz, New York: IEEE, 1992.
- [3] ANSI/IEEE C95.3 – 1992, IEEE Recommended Practice for the Measurement of Potentially Hazardous Electromagnetic Fields – RF and Microwave, New York: IEEE, 1992.
- [4] IEEE Standard 1528 – 2013, IEEE Recommended Practice for Determining the Peak-Spatial Average Specific Absorption Rate (SAR) in the Human Head from Wireless Communication Devices: Measurement Techniques, June 2013.
- [5] Industry Canada, RSS – 102e, Radio Frequency Exposure Compliance of Radiocommunication Apparatus (All Frequency Bands), March 2010.
- [6] Health Canada, Safety Code 6, Limits of Human Exposure to Radiofrequency Electromagnetic Fields in the Frequency Range from 3kHz to 300 GHz, 2009.

Appendix A – System Validation Plots and Data

Limits for Head

```
*****  
Test Result for UIM Dielectric Parameter  
Wed 09/Oct/2019  
Freq Frequency(GHz)  
FCC_eH Limits for Head Epsilon  
FCC_sH Limits for Head Sigma  
Test_e Epsilon of UIM  
Test_s Sigma of UIM  
*****  
Freq      FCC_eH FCC_sH Test_e Test_s  
0.3700    44.46  0.87   43.96  0.88  
0.3780    44.364 0.87   43.864 0.88*  
0.3800    44.34  0.87   43.84  0.88  
0.3900    44.22  0.87   43.72  0.89  
0.3980    44.124 0.87   43.632 0.89*  
0.4000    44.10  0.87   43.61  0.89  
0.4100    43.98  0.87   43.49  0.89  
0.4060    44.028 0.87   43.538 0.886*  
0.4160    43.908 0.87   43.418 0.896*  
0.4175    43.89  0.87   43.40  0.898*  
0.4200    43.86  0.87   43.37  0.90  
0.4300    43.74  0.87   43.25  0.90  
0.4340    43.692 0.87   43.214 0.90*  
0.4350    43.68  0.87   43.205 0.90*  
0.4400    43.62  0.87   43.16  0.90  
0.4500    43.50  0.87   43.05  0.90  
0.4520    43.49  0.87   43.034 0.902*  
0.4525    43.488 0.87   43.03  0.903*  
0.4600    43.45  0.87   42.97  0.91  
0.4700    43.40  0.87   42.91  0.91  
0.4800    43.34  0.87   42.85  0.91
```

* value interpolated

Limits for Head

Test Result for UIM Dielectric Parameter

Mon 14/Dec/2020

Freq Frequency(GHz)

FCC_eH Limits for Head Epsilon

FCC_sH Limits for Head Sigma

Test_e Epsilon of UIM

Test_s Sigma of UIM

Freq	FCC_eH	FCC_sH	Test_e	Test_s
0.3700	44.46	0.87	43.88	0.87
0.3780	44.364	0.87	43.784	0.87*
0.3800	44.34	0.87	43.76	0.87
0.3900	44.22	0.87	43.65	0.87
0.4000	44.10	0.87	43.54	0.88
0.4061	44.027	0.87	43.461	0.88*
0.4100	43.98	0.87	43.41	0.88
0.4160	43.908	0.87	43.332	0.88*
0.4175	43.89	0.87	43.313	0.88*
0.4200	43.86	0.87	43.28	0.88
0.4300	43.74	0.87	43.16	0.89
0.4340	43.692	0.87	43.112	0.89*
0.4350	43.68	0.87	43.10	0.89*
0.4381	43.643	0.87	43.063	0.89*
0.4400	43.62	0.87	43.04	0.89
0.4500	43.50	0.87	42.93	0.89
0.4600	43.45	0.87	42.85	0.90
0.4670	43.415	0.87	42.808	0.90*
0.4700	43.40	0.87	42.79	0.90
0.4800	43.34	0.87	42.73	0.91
0.4850	43.315	0.87	42.705	0.91*
0.4900	43.29	0.87	42.68	0.91
0.5000	43.24	0.87	42.62	0.91
0.5100	43.19	0.87	42.57	0.92
0.5200	43.14	0.88	42.51	0.92
0.5300	43.08	0.88	42.45	0.93

* value interpolated

RF Exposure Lab

Plot 1

DUT: Dipole 450 MHz D450V2; Type: D450V2; Serial: D450V2 - SN:1085

Communication System: CW; Frequency: 450 MHz; Duty Cycle: 1:1
 Medium: HSL450; Medium parameters used: $f = 450 \text{ MHz}$; $\sigma = 0.9 \text{ S/m}$; $\epsilon_r = 43.05$; $\rho = 1000 \text{ kg/m}^3$
 Phantom section: Flat Section

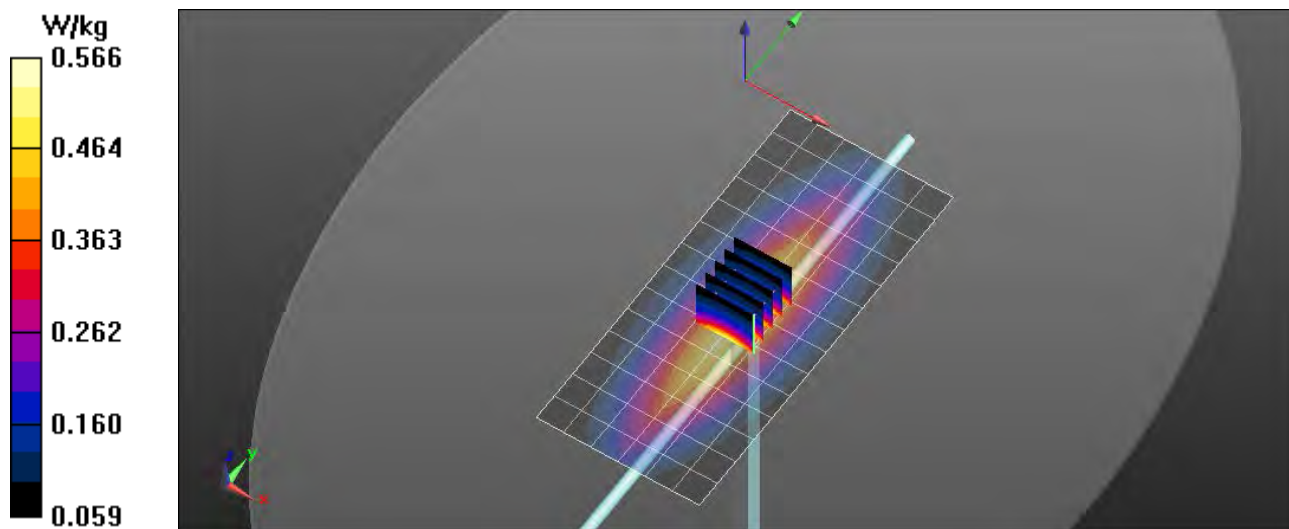
Test Date: Date: 10/9/2019; Ambient Temp: 23 °C; Tissue Temp: 21 °C

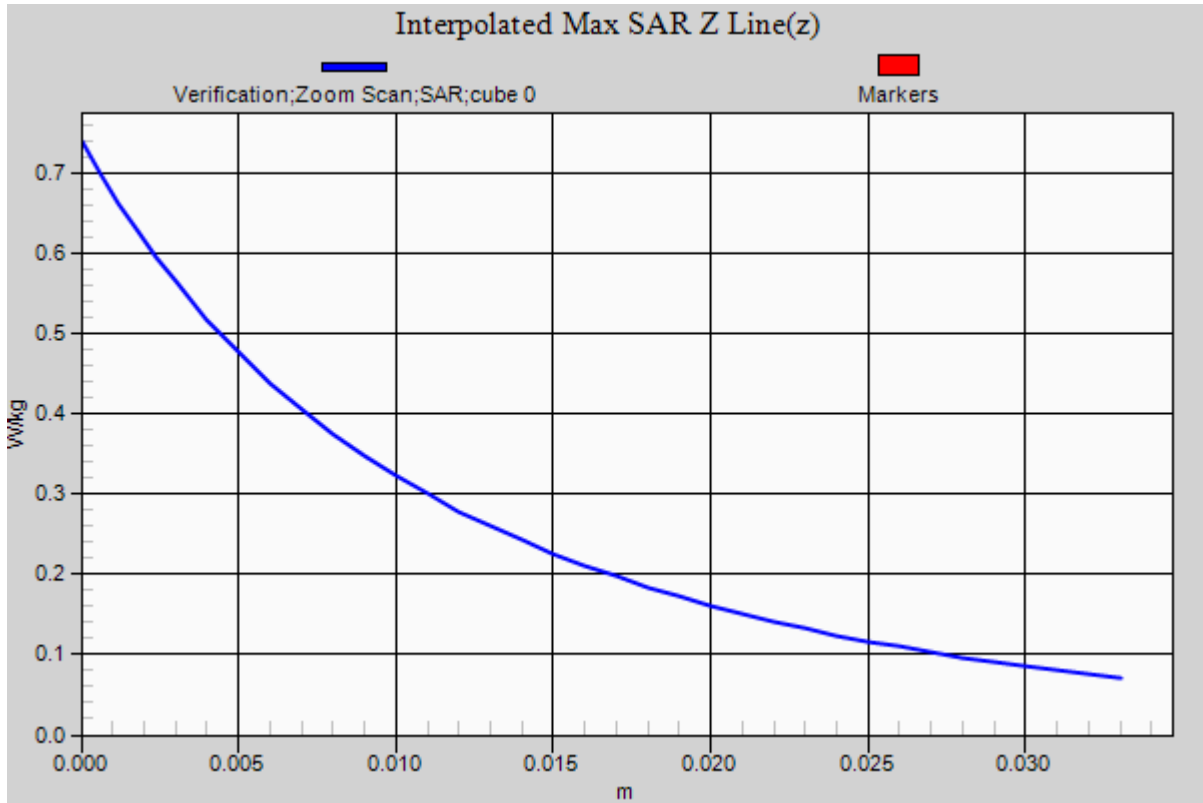
Probe: EX3DV4 – SN7531; ConvF(11.43, 11.43, 11.43); Calibrated: 6/3/2019;
 Sensor-Surface: 2mm (Mechanical Surface Detection)
 Electronics: DAE4 Sn1321; Calibrated: 1/10/2019
 Phantom: ELI v4.0; Type: QDOVA001BB; Serial: 1065
 Measurement SW: DASY52, Version 52.10 (0); SEMCAD X Version 14.6.10 (7417)

Procedure Notes:

450 MHz Head/Verification/Area Scan (7x15x1): Measurement grid: dx=15mm, dy=15mm
 Maximum value of SAR (measured) = 0.566 W/kg

450 MHz Head/Verification/Zoom Scan (5x5x7)/Cube 0: Measurement grid: dx=8mm, dy=8mm, dz=5mm
 Reference Value = 24.573 V/m; Power Drift = -0.01 dB
 Peak SAR (extrapolated) = 0.739 W/kg
SAR(1 g) = 0.455 W/kg; SAR(10 g) = 0.304 W/kg
 Maximum value of SAR (measured) = 0.566 W/kg





RF Exposure Lab

Plot 2

DUT: Dipole 450 MHz D450V2; Type: D450V2; Serial: D450V2 - SN:1085

Communication System: CW; Frequency: 450 MHz; Duty Cycle: 1:1
 Medium: HSL450; Medium parameters used: $f = 450 \text{ MHz}$; $\sigma = 0.89 \text{ S/m}$; $\epsilon_r = 42.93$; $\rho = 1000 \text{ kg/m}^3$
 Phantom section: Flat Section

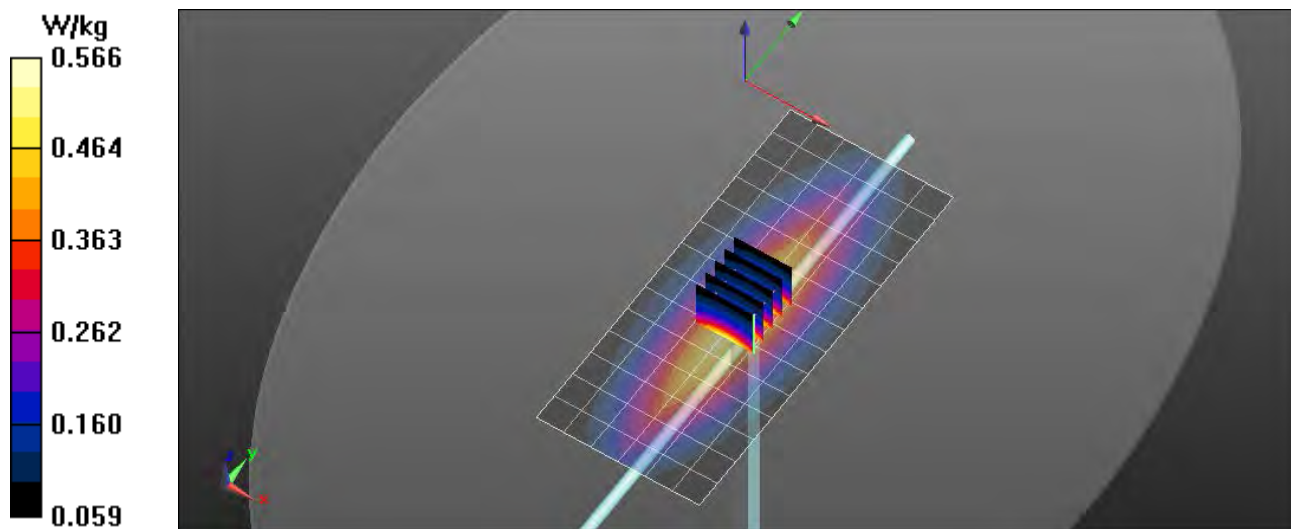
Test Date: Date: 12/14/2020; Ambient Temp: 23 °C; Tissue Temp: 21 °C

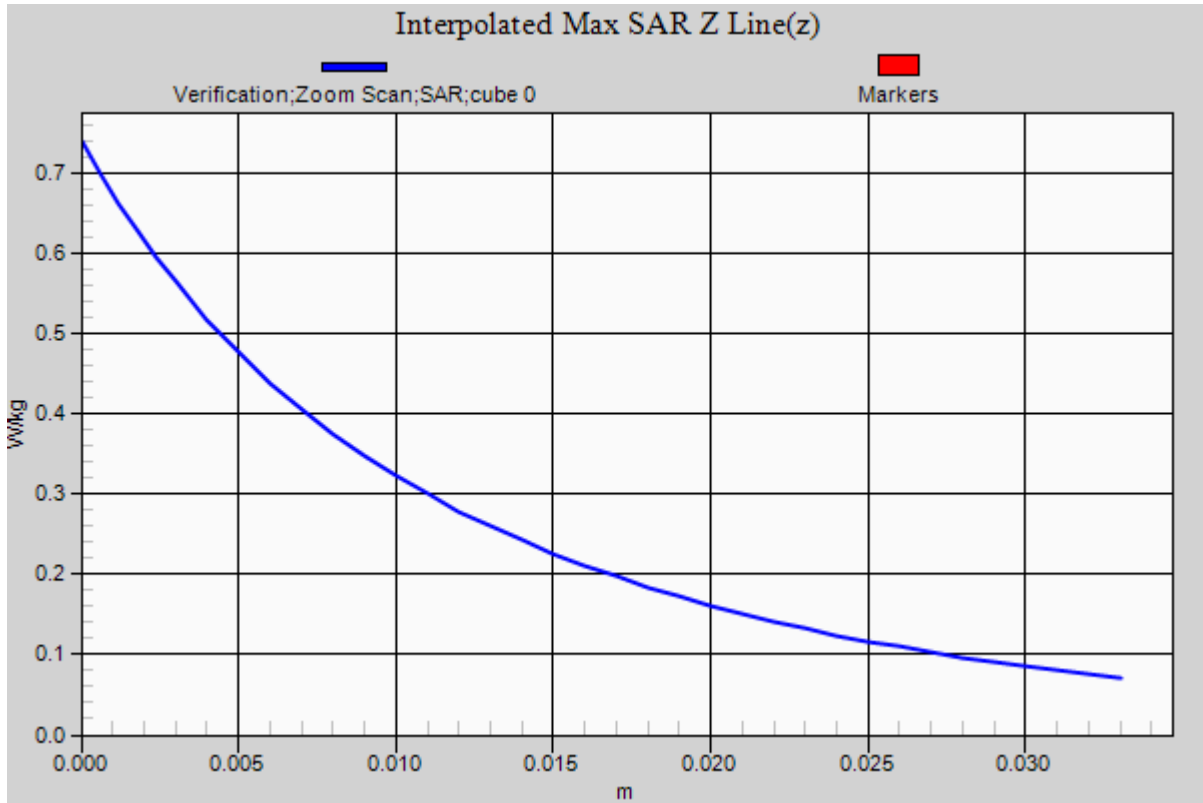
Probe: ES3DV3 – SN3311; ConvF(7.14, 7.14, 7.14); Calibrated: 2/24/2020;
 Sensor-Surface: 3mm (Mechanical Surface Detection)
 Electronics: DAE4 Sn1416; Calibrated: 4/21/2020
 Phantom: ELI v5.0; Type: QDOVA002AA; Serial: 2037
 Measurement SW: DASY52, Version 52.10 (0); SEMCAD X Version 14.6.10 (7417)

Procedure Notes:

450 MHz Head/Verification/Area Scan (7x15x1): Measurement grid: dx=15mm, dy=15mm
 Maximum value of SAR (measured) = 0.566 W/kg

450 MHz Head/Verification/Zoom Scan (5x5x7)/Cube 0: Measurement grid: dx=8mm, dy=8mm, dz=5mm
 Reference Value = 24.573 V/m; Power Drift = -0.01 dB
 Peak SAR (extrapolated) = 0.739 W/kg
SAR(1 g) = 0.455 W/kg; SAR(10 g) = 0.319 W/kg
 Maximum value of SAR (measured) = 0.566 W/kg





Appendix B – SAR Test Data Plots

RF Exposure Lab

Plot 1

DUT: TPGHKA; Type: PTT; Serial: 25875503

Communication System: FM; Frequency: 434 MHz; Duty Cycle: 1:1
 Medium: HSL450; Medium parameters used (interpolated): $f = 434$ MHz; $\sigma = 0.9$ S/m; $\epsilon_r = 43.214$; $\rho = 1000$ kg/m³
 Phantom section: Flat Section

Test Date: Date: 10/10/2019; Ambient Temp: 23 °C; Tissue Temp: 21 °C

Probe: EX3DV4 - SN7531; ConvF(11.43, 11.43, 11.43); Calibrated: 6/3/2019;
 Sensor-Surface: 2mm (Mechanical Surface Detection)
 Electronics: DAE4 Sn1321; Calibrated: 1/10/2019
 Phantom: ELI v4.0; Type: QDOVA001BB; Serial: 1065
 Measurement SW: DASY52, Version 52.10 (0); SEMCAD X Version 14.6.10 (7417)

Procedure Notes:

Face Ext Bat/TPA-AN-038 434/Area Scan (7x17x1): Measurement grid: dx=15mm, dy=15mm

[Info: Interpolated medium parameters used for SAR evaluation.](#)

Maximum value of SAR (measured) = 5.24 W/kg

Face Ext Bat/TPA-AN-038 434/Zoom Scan (5x5x7)/Cube 0: Measurement grid: dx=8mm, dy=8mm, dz=5mm

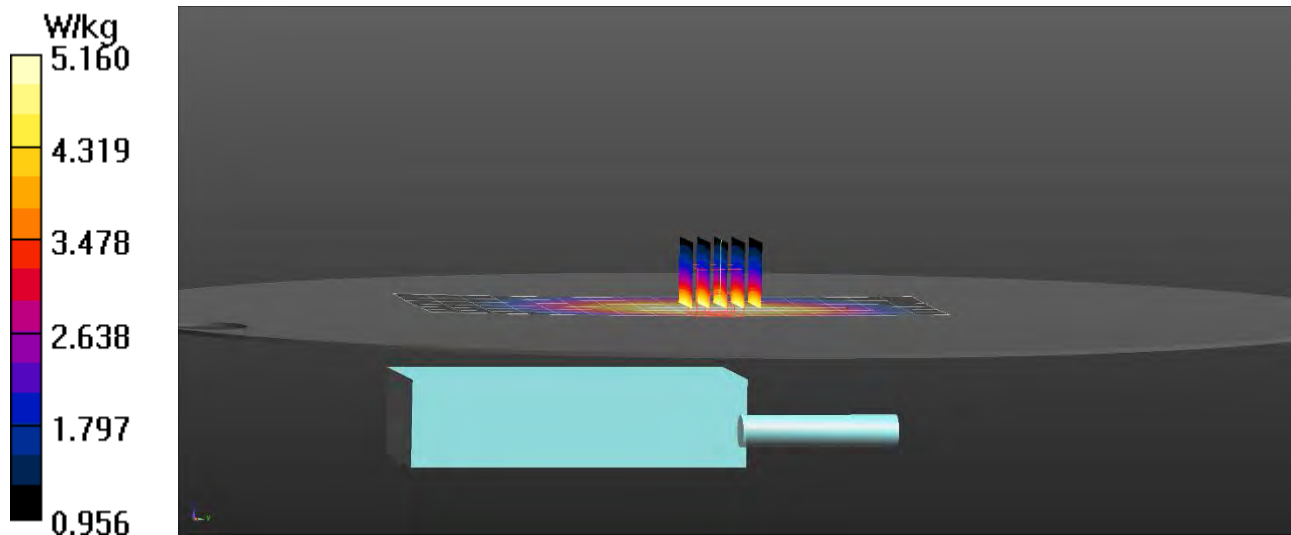
Reference Value = 76.34 V/m; Power Drift = -0.42 dB

Peak SAR (extrapolated) = 6.27 W/kg

SAR(1 g) = 4.92 W/kg; SAR(10 g) = 3.74 W/kg

[Info: Interpolated medium parameters used for SAR evaluation.](#)

Maximum value of SAR (measured) = 5.16 W/kg



RF Exposure Lab

Plot 2

DUT: TPGHKA; Type: PTT; Serial: 25875503

Communication System: FM; Frequency: 416 MHz; Duty Cycle: 1:1
Medium: HSL450; Medium parameters used (interpolated): $f = 416$ MHz; $\sigma = 0.896$ S/m; $\epsilon_r = 43.418$; $\rho = 1000$ kg/m³
Phantom section: Flat Section

Test Date: Date: 10/10/2019; Ambient Temp: 23 °C; Tissue Temp: 21 °C

Probe: EX3DV4 - SN7531; ConvF(11.43, 11.43, 11.43); Calibrated: 6/3/2019;
Sensor-Surface: 3mm (Mechanical Surface Detection)
Electronics: DAE4 Sn1321; Calibrated: 1/10/2019
Phantom: ELI v4.0; Type: QDOVA001BB; Serial: 1065
Measurement SW: DASY52, Version 52.10 (0); SEMCAD X Version 14.6.10 (7417)

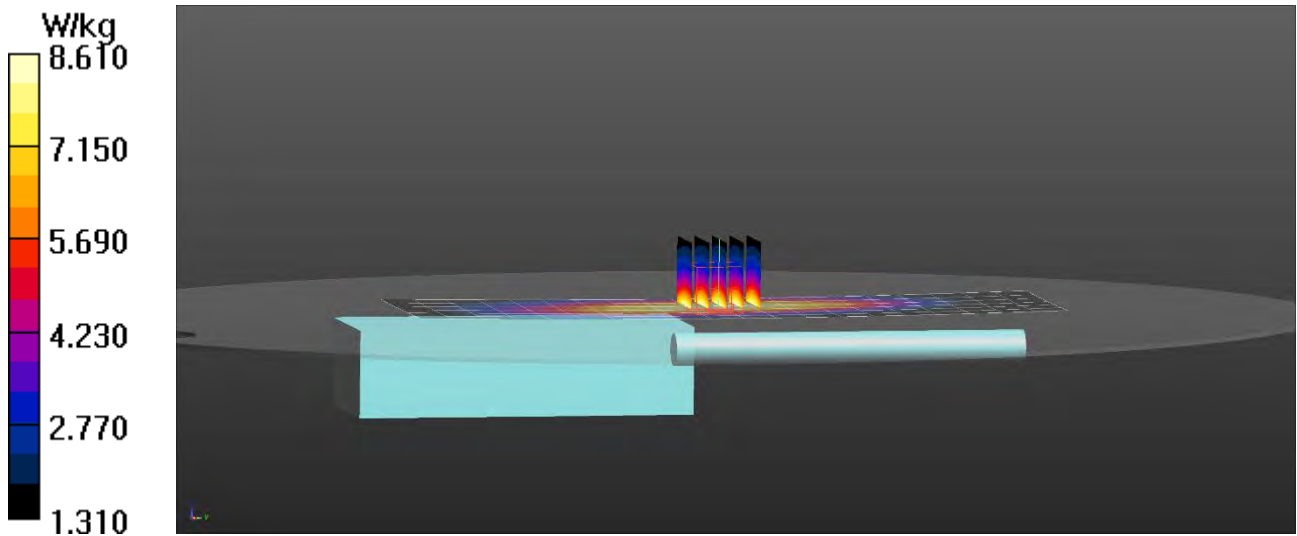
Procedure Notes:

Body Std Bat Belt Loop NA/TPA-AN-037 416/Area Scan (7x21x1): Measurement grid: dx=15mm, dy=15mm

[Info: Interpolated medium parameters used for SAR evaluation.](#)
Maximum value of SAR (measured) = 8.60 W/kg

Body Std Bat Belt Loop NA/TPA-AN-037 416/Zoom Scan (5x5x7)/Cube 0: Measurement grid: dx=8mm, dy=8mm, dz=5mm
Reference Value = 94.79 V/m; Power Drift = -0.37 dB
Peak SAR (extrapolated) = 10.2 W/kg
SAR(1 g) = 7.69 W/kg; SAR(10 g) = 5.64 W/kg

[Info: Interpolated medium parameters used for SAR evaluation.](#)
Maximum value of SAR (measured) = 8.61 W/kg



Appendix C – SAR Test Setup Photos



Handset Face Ant D Configuration



**Handset with Antenna D, Audio A and
Body A Accessories Configuration**



Handset with Antenna D, Audio A and Body AO Accessories Configuration



Front of Device



Back of Device



Battery



Body Worn Accessories



Audio Accessory (A)



Antennas

Appendix D – Probe Calibration Data Sheets

gm

**Calibration Laboratory of
Schmid & Partner
Engineering AG**
Zeughausstrasse 43, 8004 Zurich, Switzerland



S Schweizerischer Kalibrierdienst
C Service suisse d'étalonnage
S Servizio svizzero di taratura
S Swiss Calibration Service

Accredited by the Swiss Accreditation Service (SAS)
The Swiss Accreditation Service is one of the signatories to the EA
Multilateral Agreement for the recognition of calibration certificates

Accreditation No.: **SCS 0108**

Client **RF Exposure Lab**

Certificate No: **EX3-7531_Jun19**

CALIBRATION CERTIFICATE

Object **EX3DV4 - SN:7531**

Calibration procedure(s) **QA CAL-01.v9, QA CAL-12.v9, QA CAL-14.v5, QA CAL-23.v5,
QA CAL-25.v7
Calibration procedure for dosimetric E-field probes**

Calibration date: **June 3, 2019**

This calibration certificate documents the traceability to national standards, which realize the physical units of measurements (SI).
The measurements and the uncertainties with confidence probability are given on the following pages and are part of the certificate.

All calibrations have been conducted in the closed laboratory facility: environment temperature (22 ± 3)°C and humidity < 70%.

Calibration Equipment used (M&TE critical for calibration)

Primary Standards	ID	Cal Date (Certificate No.)	Scheduled Calibration
Power meter NRP	SN: 104778	03-Apr-19 (No. 217-02892/02893)	Apr-20
Power sensor NRP-Z91	SN: 103244	03-Apr-19 (No. 217-02892)	Apr-20
Power sensor NRP-Z91	SN: 103245	03-Apr-19 (No. 217-02893)	Apr-20
Reference 20 dB Attenuator	SN: S5277 (20x)	04-Apr-19 (No. 217-02894)	Apr-20
DAE4	SN: 660	19-Dec-18 (No. DAE4-660_Dec18)	Dec-19
Reference Probe ES3DV2	SN: 3013	31-Dec-18 (No. ES3-3013_Dec18)	Dec-19
Secondary Standards	ID	Check Date (in house)	Scheduled Check
Power meter E4419B	SN: GB41293874	06-Apr-16 (in house check Jun-18)	In house check: Jun-20
Power sensor E4412A	SN: MY41498087	06-Apr-16 (in house check Jun-18)	In house check: Jun-20
Power sensor E4412A	SN: 000110210	06-Apr-16 (in house check Jun-18)	In house check: Jun-20
RF generator HP 8648C	SN: US3642U01700	04-Aug-99 (in house check Jun-18)	In house check: Jun-20
Network Analyzer E8358A	SN: US41080477	31-Mar-14 (in house check Oct-18)	In house check: Oct-19

Calibrated by:	Name Jeton Kastrati	Function Laboratory Technician	Signature
Approved by:	Name Katja Pokovic	Function Technical Manager	Signature
This calibration certificate shall not be reproduced except in full without written approval of the laboratory.			Issued: June 3, 2019



Accredited by the Swiss Accreditation Service (SAS)

Accreditation No.: **SCS 0108**

The Swiss Accreditation Service is one of the signatories to the EA
Multilateral Agreement for the recognition of calibration certificates

Glossary:

TSL	tissue simulating liquid
NORM _{x,y,z}	sensitivity in free space
ConvF	sensitivity in TSL / NORM _{x,y,z}
DCP	diode compression point
CF	crest factor (1/duty_cycle) of the RF signal
A, B, C, D	modulation dependent linearization parameters
Polarization φ	φ rotation around probe axis
Polarization ϑ	ϑ rotation around an axis that is in the plane normal to probe axis (at measurement center), i.e., $\vartheta = 0$ is normal to probe axis
Connector Angle	information used in DASY system to align probe sensor X to the robot coordinate system

Calibration is Performed According to the Following Standards:

- IEEE Std 1528-2013, "IEEE Recommended Practice for Determining the Peak Spatial-Averaged Specific Absorption Rate (SAR) in the Human Head from Wireless Communications Devices: Measurement Techniques", June 2013
- IEC 62209-1, "Measurement procedure for the assessment of Specific Absorption Rate (SAR) from hand-held and body-mounted devices used next to the ear (frequency range of 300 MHz to 6 GHz)", July 2016
- IEC 62209-2, "Procedure to determine the Specific Absorption Rate (SAR) for wireless communication devices used in close proximity to the human body (frequency range of 30 MHz to 6 GHz)", March 2010
- KDB 865664, "SAR Measurement Requirements for 100 MHz to 6 GHz"

Methods Applied and Interpretation of Parameters:

- NORM_{x,y,z}**: Assessed for E-field polarization $\vartheta = 0$ ($f \leq 900$ MHz in TEM-cell; $f > 1800$ MHz: R22 waveguide). NORM_{x,y,z} are only intermediate values, i.e., the uncertainties of NORM_{x,y,z} does not affect the E²-field uncertainty inside TSL (see below ConvF).
- NORM(f)_{x,y,z}** = NORM_{x,y,z} * frequency_response (see Frequency Response Chart). This linearization is implemented in DASY4 software versions later than 4.2. The uncertainty of the frequency response is included in the stated uncertainty of ConvF.
- DCP_{x,y,z}**: DCP are numerical linearization parameters assessed based on the data of power sweep with CW signal (no uncertainty required). DCP does not depend on frequency nor media.
- PAR**: PAR is the Peak to Average Ratio that is not calibrated but determined based on the signal characteristics
- A_{x,y,z}; B_{x,y,z}; C_{x,y,z}; D_{x,y,z}; VR_{x,y,z}; A, B, C, D** are numerical linearization parameters assessed based on the data of power sweep for specific modulation signal. The parameters do not depend on frequency nor media. VR is the maximum calibration range expressed in RMS voltage across the diode.
- ConvF and Boundary Effect Parameters**: Assessed in flat phantom using E-field (or Temperature Transfer Standard for $f \leq 800$ MHz) and inside waveguide using analytical field distributions based on power measurements for $f > 800$ MHz. The same setups are used for assessment of the parameters applied for boundary compensation (alpha, depth) of which typical uncertainty values are given. These parameters are used in DASY4 software to improve probe accuracy close to the boundary. The sensitivity in TSL corresponds to NORM_{x,y,z} * ConvF whereby the uncertainty corresponds to that given for ConvF. A frequency dependent ConvF is used in DASY version 4.4 and higher which allows extending the validity from ± 50 MHz to ± 100 MHz.
- Spherical isotropy (3D deviation from isotropy)**: in a field of low gradients realized using a flat phantom exposed by a patch antenna.
- Sensor Offset**: The sensor offset corresponds to the offset of virtual measurement center from the probe tip (on probe axis). No tolerance required.
- Connector Angle**: The angle is assessed using the information gained by determining the NORM_x (no uncertainty required).

DASY/EASY - Parameters of Probe: EX3DV4 - SN:7531

Basic Calibration Parameters

	Sensor X	Sensor Y	Sensor Z	Unc (k=2)
Norm ($\mu\text{V}/(\text{V}/\text{m})^2$) ^A	0.39	0.47	0.39	$\pm 10.1\%$
DCP (mV) ^B	97.9	95.2	100.9	

Calibration Results for Modulation Response

UID	Communication System Name		A dB	B dB $\sqrt{\mu\text{V}}$	C	D dB	VR mV	Max dev.	Unc ^E (k=2)
0	CW	X	0.0	0.0	1.0	0.00	139.8	$\pm 3.5\%$	$\pm 4.7\%$
		Y	0.0	0.0	1.0		132.9		
		Y	0.0	0.0	1.0		137.4		

The reported uncertainty of measurement is stated as the standard uncertainty of measurement multiplied by the coverage factor $k=2$, which for a normal distribution corresponds to a coverage probability of approximately 95%.

^A The uncertainties of Norm X,Y,Z do not affect the E^2 -field uncertainty inside TSL (see Pages 5 and 6).

^B Numerical linearization parameter: uncertainty not required.

^E Uncertainty is determined using the max. deviation from linear response applying rectangular distribution and is expressed for the square of the field value.

DASY/EASY - Parameters of Probe: EX3DV4 - SN:7531

Other Probe Parameters

Sensor Arrangement	Triangular
Connector Angle (°)	6.4
Mechanical Surface Detection Mode	enabled
Optical Surface Detection Mode	disabled
Probe Overall Length	337 mm
Probe Body Diameter	10 mm
Tip Length	9 mm
Tip Diameter	2.5 mm
Probe Tip to Sensor X Calibration Point	1 mm
Probe Tip to Sensor Y Calibration Point	1 mm
Probe Tip to Sensor Z Calibration Point	1 mm
Recommended Measurement Distance from Surface	1.4 mm

DASY/EASY - Parameters of Probe: EX3DV4 - SN:7531

Calibration Parameter Determined in Head Tissue Simulating Media

f (MHz) ^C	Relative Permittivity ^F	Conductivity (S/m) ^F	ConvF X	ConvF Y	ConvF Z	Alpha ^G	Depth (mm) ^G	Unc (k=2)
150	52.3	0.76	13.01	13.01	13.01	0.00	1.00	± 13.3 %
220	49.0	0.81	12.68	12.68	12.68	0.00	1.00	± 13.3 %
300	45.3	0.87	12.23	12.23	12.23	0.06	1.30	± 13.3 %
450	43.5	0.87	11.43	11.43	11.43	0.13	1.30	± 13.3 %
600	42.7	0.88	10.58	10.58	10.58	0.03	1.30	± 13.3 %
1450	40.5	1.20	8.85	8.85	8.85	0.38	0.80	± 12.0 %
1640	40.2	1.31	8.71	8.71	8.71	0.28	0.91	± 12.0 %
2450	39.2	1.80	7.58	7.58	7.58	0.28	0.96	± 12.0 %
5250	35.9	4.71	5.24	5.24	5.24	0.40	1.80	± 13.1 %
5600	35.5	5.07	4.69	4.69	4.69	0.40	1.80	± 13.1 %
5750	35.4	5.22	4.78	4.78	4.78	0.40	1.80	± 13.1 %

^C Frequency validity above 300 MHz of ± 100 MHz only applies for DASY v4.4 and higher (see Page 2), else it is restricted to ± 50 MHz. The uncertainty is the RSS of the ConvF uncertainty at calibration frequency and the uncertainty for the indicated frequency band. Frequency validity below 300 MHz is ± 10, 25, 40, 50 and 70 MHz for ConvF assessments at 30, 64, 128, 150 and 220 MHz respectively. Validity of ConvF assessed at 6 MHz is 4-9 MHz, and ConvF assessed at 13 MHz is 9-19 MHz. Above 5 GHz frequency validity can be extended to ± 110 MHz.

^F At frequencies below 3 GHz, the validity of tissue parameters (ϵ and σ) can be relaxed to ± 10% if liquid compensation formula is applied to measured SAR values. At frequencies above 3 GHz, the validity of tissue parameters (ϵ and σ) is restricted to ± 5%. The uncertainty is the RSS of the ConvF uncertainty for indicated target tissue parameters.

^G Alpha/Depth are determined during calibration. SPEAG warrants that the remaining deviation due to the boundary effect after compensation is always less than ± 1% for frequencies below 3 GHz and below ± 2% for frequencies between 3-6 GHz at any distance larger than half the probe tip diameter from the boundary.

DASY/EASY - Parameters of Probe: EX3DV4 - SN:7531

Calibration Parameter Determined in Body Tissue Simulating Media

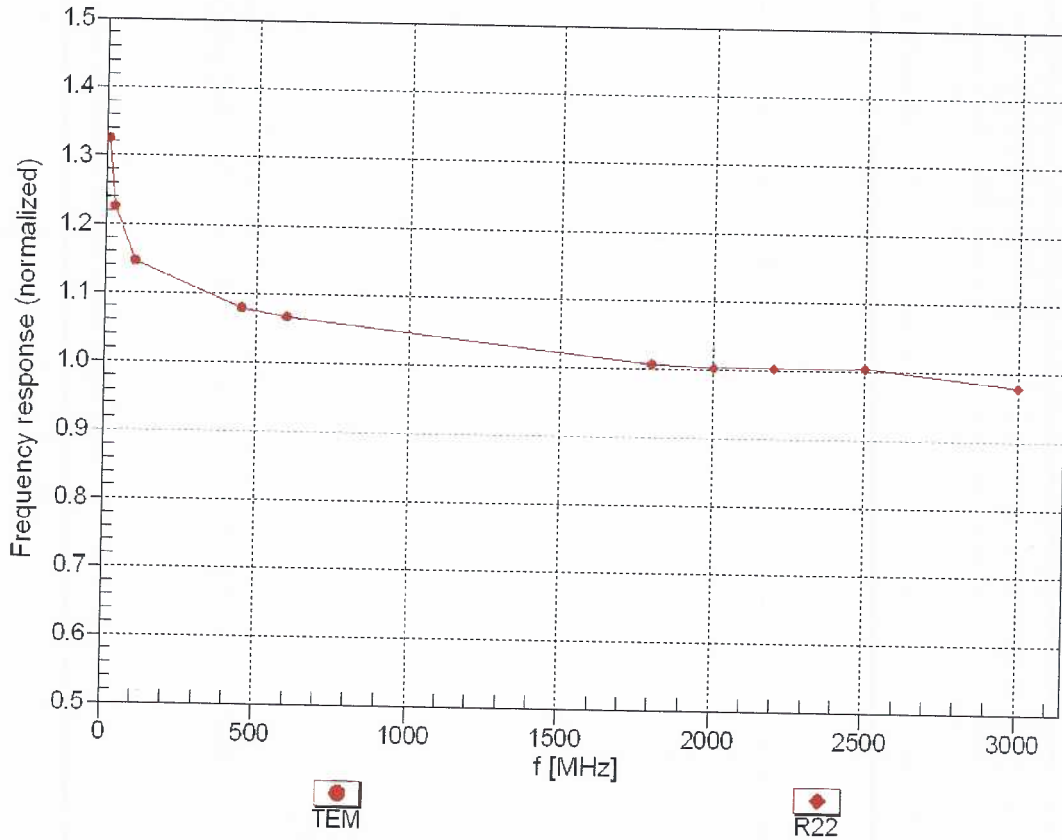
f (MHz) ^C	Relative Permittivity ^F	Conductivity (S/m) ^F	ConvF X	ConvF Y	ConvF Z	Alpha ^G	Depth ^G (mm)	Unc (k=2)
150	61.9	0.80	12.57	12.57	12.57	0.00	1.00	± 13.3 %
220	60.2	0.86	12.08	12.08	12.08	0.00	1.00	± 13.3 %
300	58.2	0.92	11.64	11.64	11.64	0.03	1.20	± 13.3 %
450	56.7	0.94	11.18	11.18	11.18	0.09	1.20	± 13.3 %
600	56.1	0.95	10.55	10.55	10.55	0.08	1.20	± 13.3 %
1640	53.7	1.42	8.53	8.53	8.53	0.26	0.99	± 12.0 %
2450	52.7	1.95	7.62	7.62	7.62	0.28	0.95	± 12.0 %
5250	48.9	5.36	4.52	4.52	4.52	0.50	1.90	± 13.1 %
5600	48.5	5.77	4.01	4.01	4.01	0.50	1.90	± 13.1 %
5750	48.3	5.94	4.08	4.08	4.08	0.50	1.90	± 13.1 %

^C Frequency validity above 300 MHz of ± 100 MHz only applies for DASY v4.4 and higher (see Page 2), else it is restricted to ± 50 MHz. The uncertainty is the RSS of the ConvF uncertainty at calibration frequency and the uncertainty for the indicated frequency band. Frequency validity below 300 MHz is ± 10, 25, 40, 50 and 70 MHz for ConvF assessments at 30, 64, 128, 150 and 220 MHz respectively. Validity of ConvF assessed at 6 MHz is 4-9 MHz, and ConvF assessed at 13 MHz is 9-19 MHz. Above 5 GHz frequency validity can be extended to ± 110 MHz.

^F At frequencies below 3 GHz, the validity of tissue parameters (ϵ and σ) can be relaxed to ± 10% if liquid compensation formula is applied to measured SAR values. At frequencies above 3 GHz, the validity of tissue parameters (ϵ and σ) is restricted to ± 5%. The uncertainty is the RSS of the ConvF uncertainty for indicated target tissue parameters.

^G Alpha/Depth are determined during calibration. SPEAG warrants that the remaining deviation due to the boundary effect after compensation is always less than ± 1% for frequencies below 3 GHz and below ± 2% for frequencies between 3-6 GHz at any distance larger than half the probe tip diameter from the boundary.

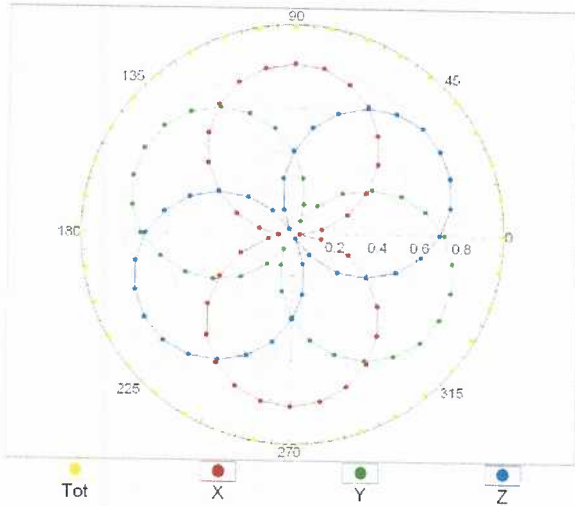
Frequency Response of E-Field (TEM-Cell:ifi110 EXX, Waveguide: R22)



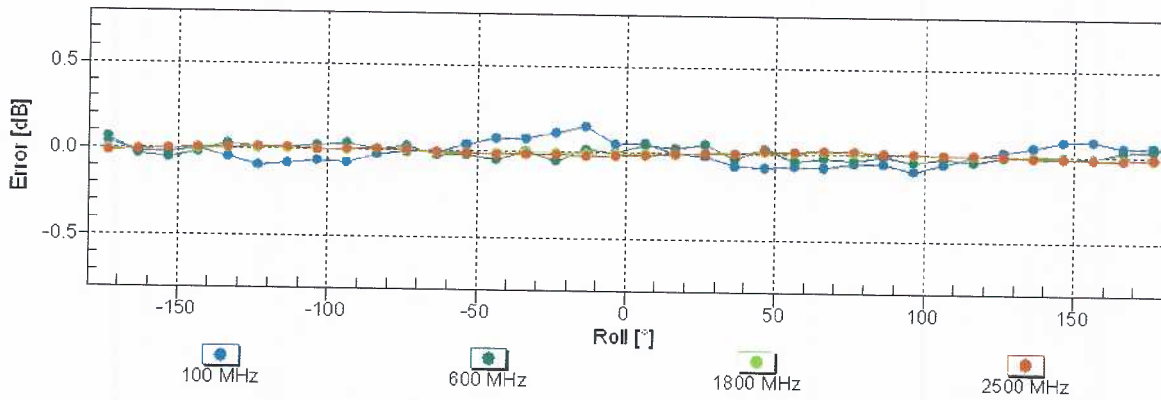
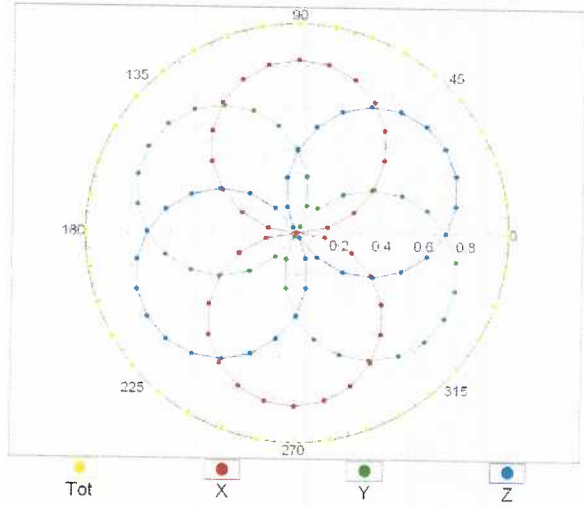
Uncertainty of Frequency Response of E-field: $\pm 6.3\%$ (k=2)

Receiving Pattern (ϕ), $\theta = 0^\circ$

f=600 MHz, TEM

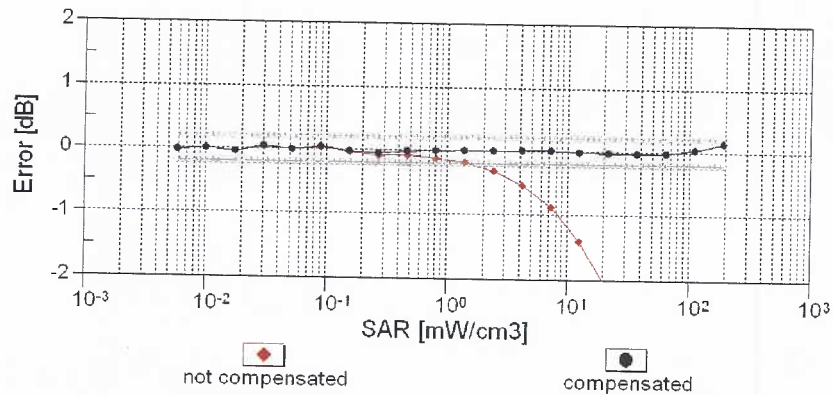
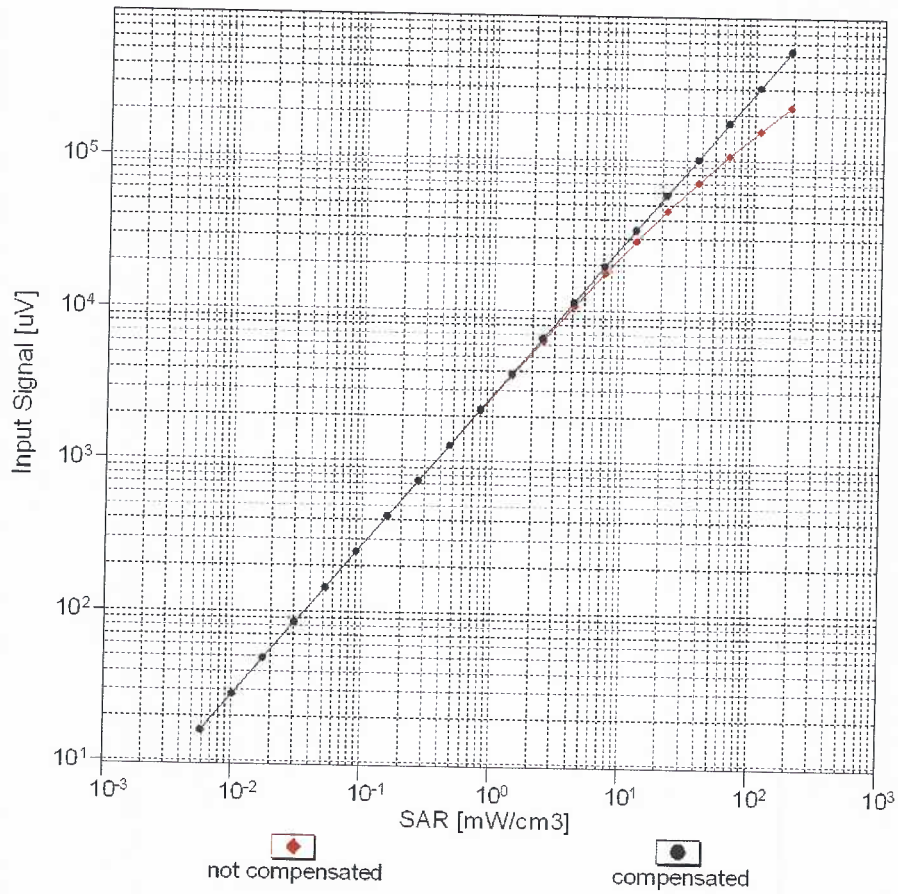


f=1800 MHz, R22



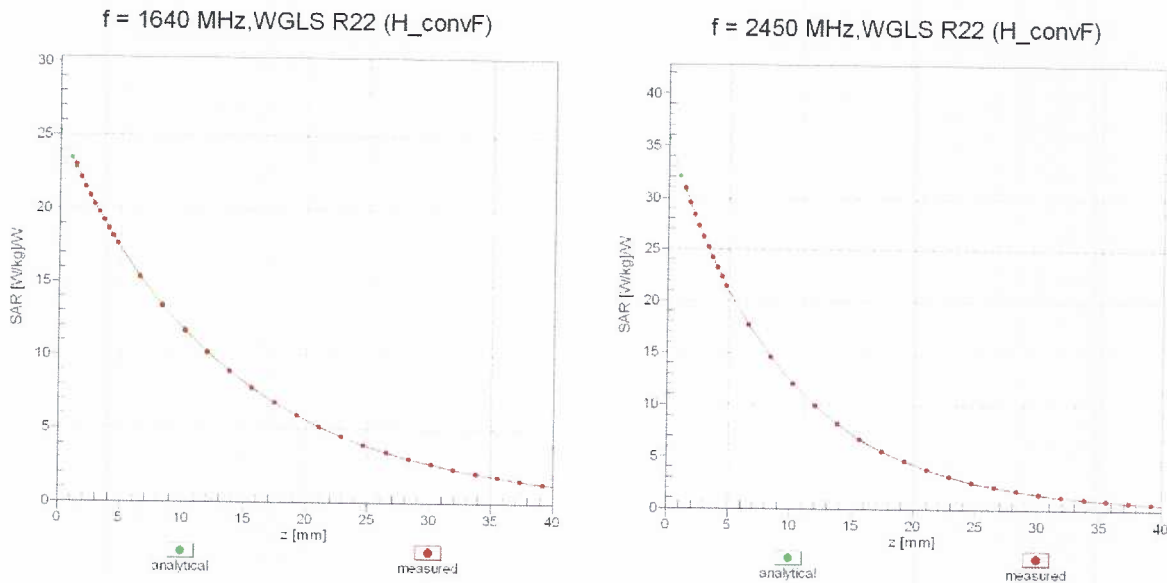
Uncertainty of Axial Isotropy Assessment: $\pm 0.5\%$ ($k=2$)

Dynamic Range f(SAR_{head}) (TEM cell , f_{eval}= 1900 MHz)

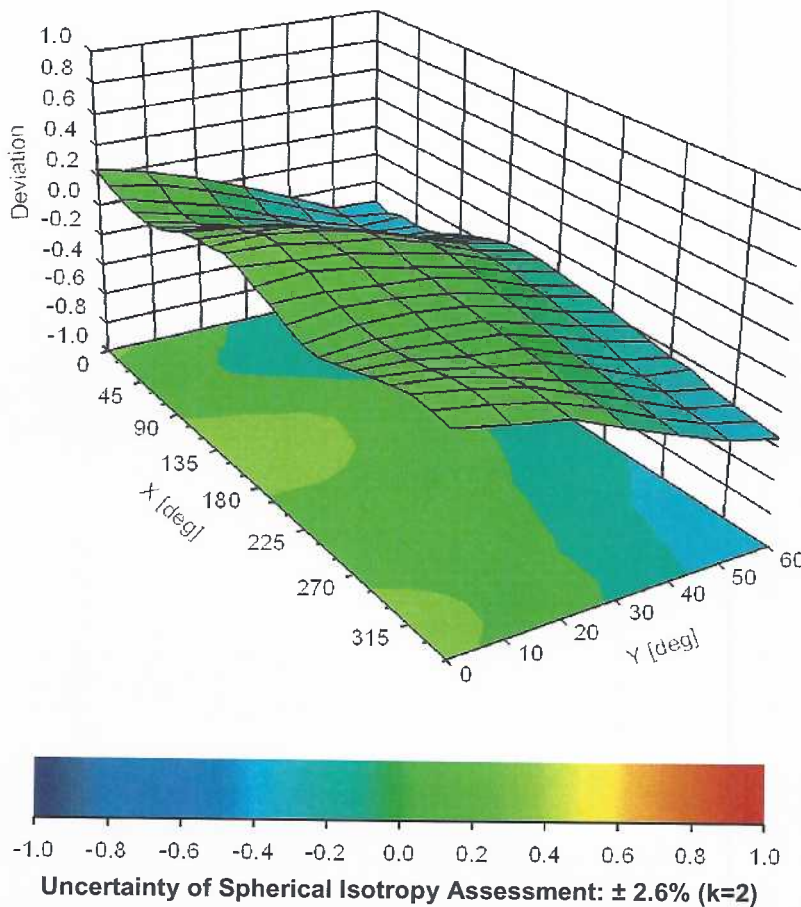


Uncertainty of Linearity Assessment: ± 0.6% (k=2)

Conversion Factor Assessment



Deviation from Isotropy in Liquid Error (ϕ, θ), f = 900 MHz



Jm

**Calibration Laboratory of
Schmid & Partner
Engineering AG**
Zeughausstrasse 43, 8004 Zurich, Switzerland



S Schweizerischer Kalibrierdienst
C Service suisse d'étalonnage
S Servizio svizzero di taratura
S Swiss Calibration Service

Accredited by the Swiss Accreditation Service (SAS)
The Swiss Accreditation Service is one of the signatories to the EA
Multilateral Agreement for the recognition of calibration certificates

Accreditation No.: **SCS 0108**

Client **RF Exposure Lab**

Certificate No: **ES3-3311_Feb20**

CALIBRATION CERTIFICATE

Object **ES3DV3 - SN:3311**

Calibration procedure(s) **QA CAL-01.v9, QA CAL-12.v9, QA CAL-23.v5, QA CAL-25.v7
Calibration procedure for dosimetric E-field probes**

Calibration date: **February 24, 2020**

This calibration certificate documents the traceability to national standards, which realize the physical units of measurements (SI).
The measurements and the uncertainties with confidence probability are given on the following pages and are part of the certificate.

All calibrations have been conducted in the closed laboratory facility: environment temperature (22 ± 3)°C and humidity < 70%.

Calibration Equipment used (M&TE critical for calibration)

Primary Standards	ID	Cal Date (Certificate No.)	Scheduled Calibration
Power meter NRP	SN: 104778	03-Apr-19 (No. 217-02892/02893)	Apr-20
Power sensor NRP-Z91	SN: 103244	03-Apr-19 (No. 217-02892)	Apr-20
Power sensor NRP-Z91	SN: 103245	03-Apr-19 (No. 217-02893)	Apr-20
Reference 20 dB Attenuator	SN: S5277 (20x)	04-Apr-19 (No. 217-02894)	Apr-20
DAE4	SN: 660	27-Dec-19 (No. DAE4-660_Dec19)	Dec-20
Reference Probe ES3DV2	SN: 3013	31-Dec-19 (No. ES3-3013_Dec19)	Dec-20
Secondary Standards	ID	Check Date (in house)	Scheduled Check
Power meter E4419B	SN: GB41293874	06-Apr-16 (in house check Jun-18)	In house check: Jun-20
Power sensor E4412A	SN: MY41498087	06-Apr-16 (in house check Jun-18)	In house check: Jun-20
Power sensor E4412A	SN: 000110210	06-Apr-16 (in house check Jun-18)	In house check: Jun-20
RF generator HP 8648C	SN: US3642U01700	04-Aug-99 (in house check Jun-18)	In house check: Jun-20
Network Analyzer E8358A	SN: US41080477	31-Mar-14 (in house check Oct-19)	In house check: Oct-20

Calibrated by: **Jeton Kastrati** Laboratory Technician *[Signature]*

Approved by: **Katja Pokovic** Technical Manager *[Signature]*

Issued: February 25, 2020

This calibration certificate shall not be reproduced except in full without written approval of the laboratory.



Accredited by the Swiss Accreditation Service (SAS)

Accreditation No.: **SCS 0108**

The Swiss Accreditation Service is one of the signatories to the EA
Multilateral Agreement for the recognition of calibration certificates

Glossary:

TSL	tissue simulating liquid
NORM _{x,y,z}	sensitivity in free space
ConvF	sensitivity in TSL / NORM _{x,y,z}
DCP	diode compression point
CF	crest factor (1/duty_cycle) of the RF signal
A, B, C, D	modulation dependent linearization parameters
Polarization φ	φ rotation around probe axis
Polarization ϑ	ϑ rotation around an axis that is in the plane normal to probe axis (at measurement center), i.e., $\vartheta = 0$ is normal to probe axis
Connector Angle	information used in DASY system to align probe sensor X to the robot coordinate system

Calibration is Performed According to the Following Standards:

- IEEE Std 1528-2013, "IEEE Recommended Practice for Determining the Peak Spatial-Averaged Specific Absorption Rate (SAR) in the Human Head from Wireless Communications Devices: Measurement Techniques", June 2013
- IEC 62209-1, "Measurement procedure for the assessment of Specific Absorption Rate (SAR) from hand-held and body-mounted devices used next to the ear (frequency range of 300 MHz to 6 GHz)", July 2016
- IEC 62209-2, "Procedure to determine the Specific Absorption Rate (SAR) for wireless communication devices used in close proximity to the human body (frequency range of 30 MHz to 6 GHz)", March 2010
- KDB 865664, "SAR Measurement Requirements for 100 MHz to 6 GHz"

Methods Applied and Interpretation of Parameters:

- NORM_{x,y,z}**: Assessed for E-field polarization $\vartheta = 0$ ($f \leq 900$ MHz in TEM-cell; $f > 1800$ MHz: R22 waveguide). NORM_{x,y,z} are only intermediate values, i.e., the uncertainties of NORM_{x,y,z} does not affect the E²-field uncertainty inside TSL (see below *ConvF*).
- NORM(f)_{x,y,z}** = NORM_{x,y,z} * *frequency_response* (see Frequency Response Chart). This linearization is implemented in DASY4 software versions later than 4.2. The uncertainty of the frequency response is included in the stated uncertainty of *ConvF*.
- DCP_{x,y,z}**: DCP are numerical linearization parameters assessed based on the data of power sweep with CW signal (no uncertainty required). DCP does not depend on frequency nor media.
- PAR**: PAR is the Peak to Average Ratio that is not calibrated but determined based on the signal characteristics
- A_{x,y,z}; B_{x,y,z}; C_{x,y,z}; D_{x,y,z}; VR_{x,y,z}**: A, B, C, D are numerical linearization parameters assessed based on the data of power sweep for specific modulation signal. The parameters do not depend on frequency nor media. VR is the maximum calibration range expressed in RMS voltage across the diode.
- ConvF and Boundary Effect Parameters**: Assessed in flat phantom using E-field (or Temperature Transfer Standard for $f \leq 800$ MHz) and inside waveguide using analytical field distributions based on power measurements for $f > 800$ MHz. The same setups are used for assessment of the parameters applied for boundary compensation (alpha, depth) of which typical uncertainty values are given. These parameters are used in DASY4 software to improve probe accuracy close to the boundary. The sensitivity in TSL corresponds to NORM_{x,y,z} * *ConvF* whereby the uncertainty corresponds to that given for *ConvF*. A frequency dependent *ConvF* is used in DASY version 4.4 and higher which allows extending the validity from ± 50 MHz to ± 100 MHz.
- Spherical isotropy (3D deviation from isotropy)**: in a field of low gradients realized using a flat phantom exposed by a patch antenna.
- Sensor Offset**: The sensor offset corresponds to the offset of virtual measurement center from the probe tip (on probe axis). No tolerance required.
- Connector Angle**: The angle is assessed using the information gained by determining the NORM_x (no uncertainty required).

DASY/EASY - Parameters of Probe: ES3DV3 - SN:3311

Basic Calibration Parameters

	Sensor X	Sensor Y	Sensor Z	Unc (k=2)
Norm ($\mu\text{V}/(\text{V}/\text{m})^2$) ^A	1.23	1.03	0.46	± 10.1 %
DCP (mV) ^B	103.2	104.2	100.5	

Calibration Results for Modulation Response

UID	Communication System Name		A dB	B dB $\sqrt{\mu\text{V}}$	C	D dB	VR mV	Max dev.	Unc ^E (k=2)
0	CW	X	0.0	0.0	1.0	0.00	216.0	± 3.3 %	± 4.7 %
		Y	0.0	0.0	1.0		189.5		
		Z	0.0	0.0	1.0		205.1		

The reported uncertainty of measurement is stated as the standard uncertainty of measurement multiplied by the coverage factor k=2, which for a normal distribution corresponds to a coverage probability of approximately 95%.

^A The uncertainties of Norm X,Y,Z do not affect the E²-field uncertainty inside TSL (see Page 5).

^B Numerical linearization parameter: uncertainty not required.

^E Uncertainty is determined using the max. deviation from linear response applying rectangular distribution and is expressed for the square of the field value.

DASY/EASY - Parameters of Probe: ES3DV3 - SN:3311

Other Probe Parameters

Sensor Arrangement	Triangular
Connector Angle (°)	60.2
Mechanical Surface Detection Mode	enabled
Optical Surface Detection Mode	disabled
Probe Overall Length	337 mm
Probe Body Diameter	10 mm
Tip Length	10 mm
Tip Diameter	4 mm
Probe Tip to Sensor X Calibration Point	2 mm
Probe Tip to Sensor Y Calibration Point	2 mm
Probe Tip to Sensor Z Calibration Point	2 mm
Recommended Measurement Distance from Surface	3 mm

DASY/EASY - Parameters of Probe: ES3DV3 - SN:3311

Calibration Parameter Determined in Head Tissue Simulating Media

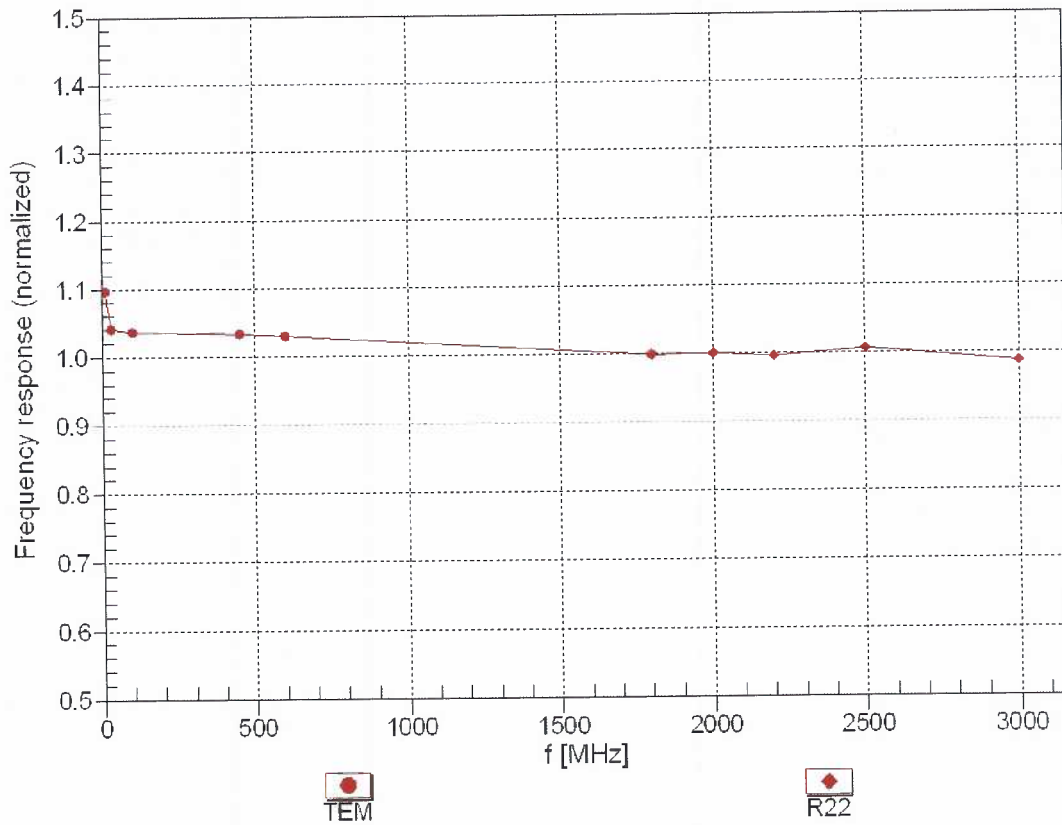
f (MHz) ^C	Relative Permittivity ^F	Conductivity (S/m) ^F	ConvF X	ConvF Y	ConvF Z	Alpha ^G	Depth ^G (mm)	Unc (k=2)
150	52.3	0.76	7.62	7.62	7.62	0.10	1.25	± 13.3 %
220	49.0	0.81	7.46	7.46	7.46	0.10	1.25	± 13.3 %
300	45.3	0.87	7.29	7.29	7.29	0.12	1.30	± 13.3 %
450	43.5	0.87	7.14	7.14	7.14	0.18	1.45	± 13.3 %
600	42.7	0.88	6.73	6.73	6.73	0.12	1.60	± 13.3 %
1450	40.5	1.20	5.76	5.76	5.76	0.56	1.35	± 12.0 %
1640	40.2	1.31	5.52	5.52	5.52	0.80	1.14	± 12.0 %
2450	39.2	1.80	4.78	4.78	4.78	0.73	1.31	± 12.0 %

^C Frequency validity above 300 MHz of ± 100 MHz only applies for DASY v4.4 and higher (see Page 2), else it is restricted to ± 50 MHz. The uncertainty is the RSS of the ConvF uncertainty at calibration frequency and the uncertainty for the indicated frequency band. Frequency validity below 300 MHz is ± 10, 25, 40, 50 and 70 MHz for ConvF assessments at 30, 64, 128, 150 and 220 MHz respectively. Validity of ConvF assessed at 6 MHz is 4-9 MHz, and ConvF assessed at 13 MHz is 9-19 MHz. Above 5 GHz frequency validity can be extended to ± 110 MHz.

^F At frequencies below 3 GHz, the validity of tissue parameters (ϵ and σ) can be relaxed to ± 10% if liquid compensation formula is applied to measured SAR values. At frequencies above 3 GHz, the validity of tissue parameters (ϵ and σ) is restricted to ± 5%. The uncertainty is the RSS of the ConvF uncertainty for indicated target tissue parameters.

^G Alpha/Depth are determined during calibration. SPEAG warrants that the remaining deviation due to the boundary effect after compensation is always less than ± 1% for frequencies below 3 GHz and below ± 2% for frequencies between 3-6 GHz at any distance larger than half the probe tip diameter from the boundary.

Frequency Response of E-Field (TEM-Cell:ifi110 EXX, Waveguide: R22)

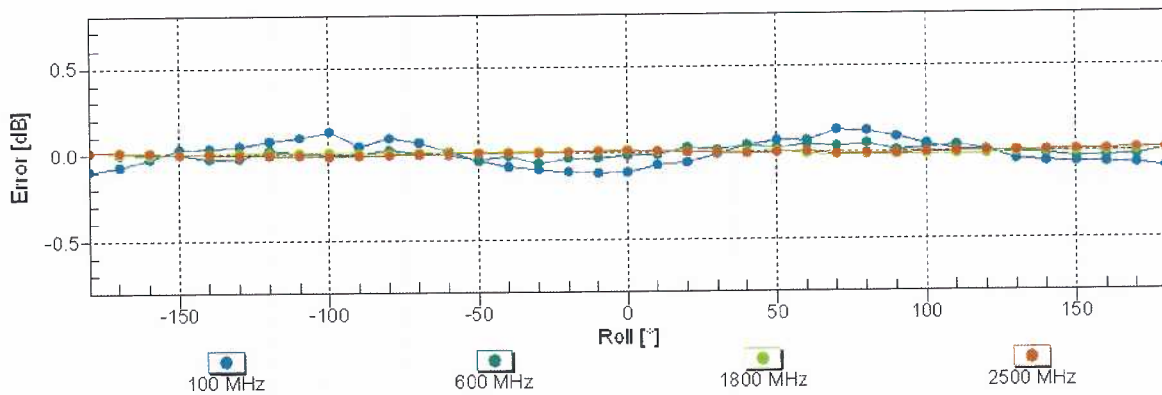
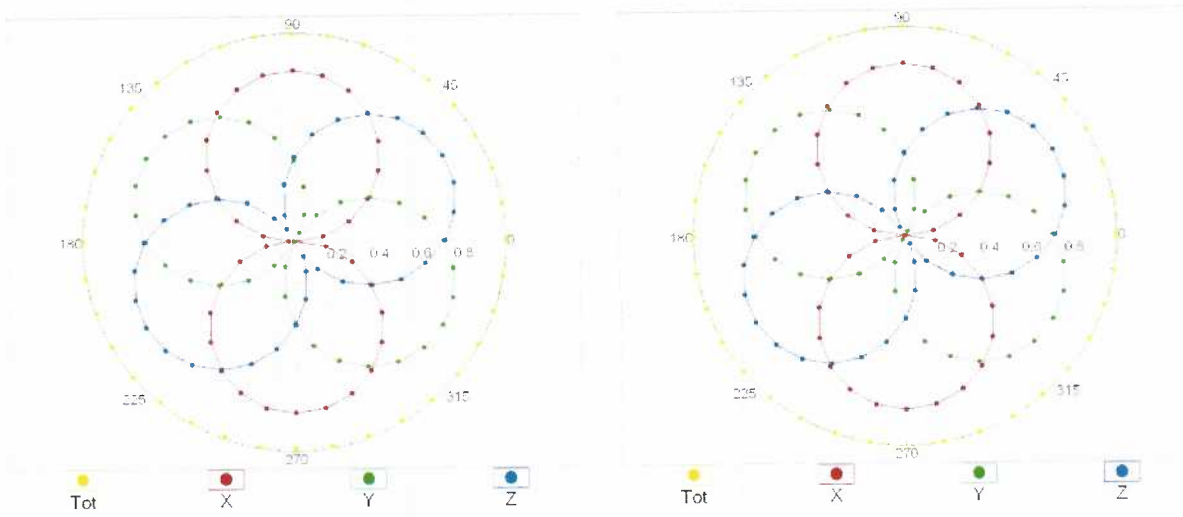


Uncertainty of Frequency Response of E-field: $\pm 6.3\%$ (k=2)

Receiving Pattern (ϕ), $\theta = 0^\circ$

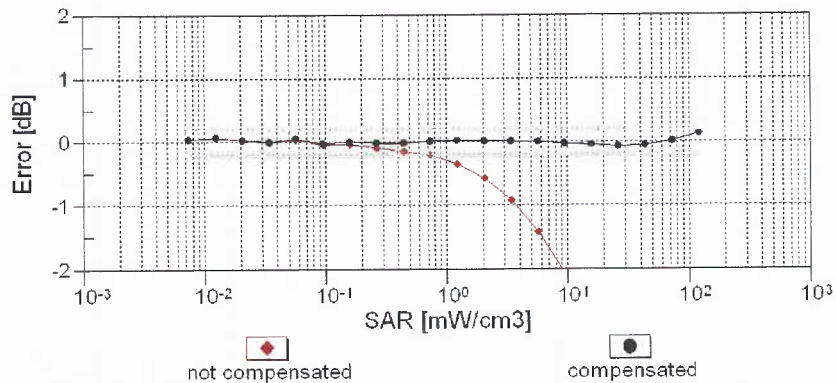
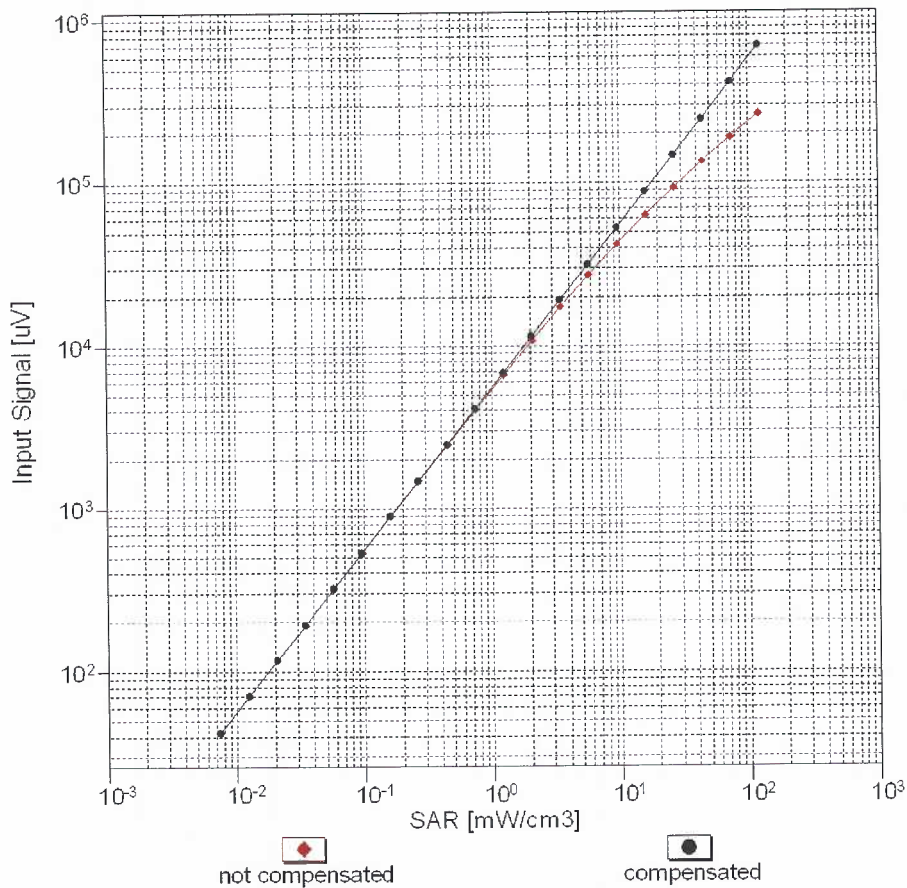
f=600 MHz,TEM

f=1800 MHz,R22



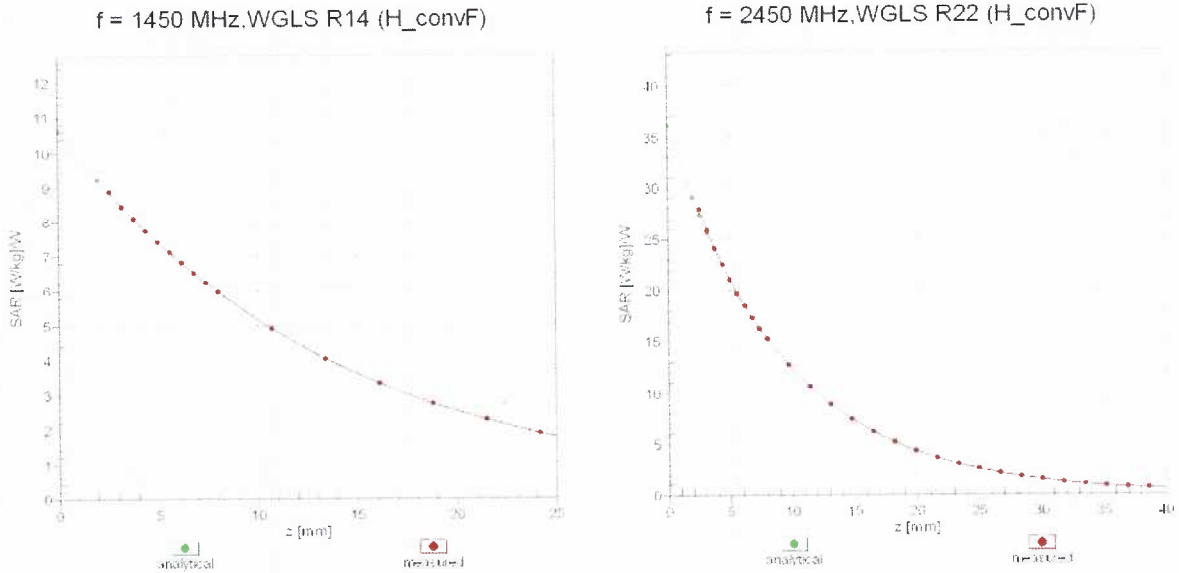
Uncertainty of Axial Isotropy Assessment: $\pm 0.5\%$ (k=2)

Dynamic Range f(SAR_{head}) (TEM cell , f_{eval}= 1900 MHz)

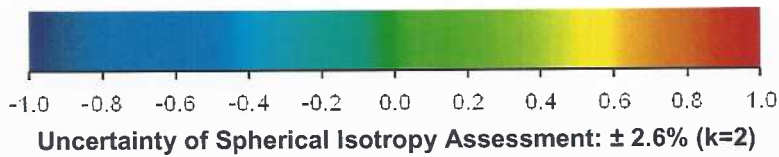
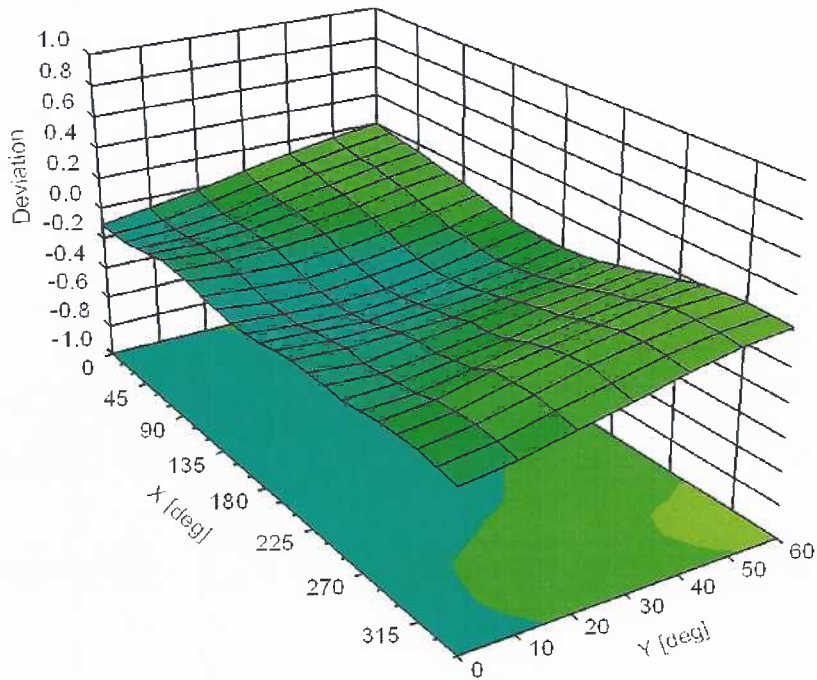


Uncertainty of Linearity Assessment: ± 0.6% (k=2)

Conversion Factor Assessment



Deviation from Isotropy in Liquid Error (ϕ, θ), f = 900 MHz



Appendix E – Dipole Calibration Data Sheets

gm

**Calibration Laboratory of
Schmid & Partner
Engineering AG**
Zeughausstrasse 43, 8004 Zurich, Switzerland



S Schweizerischer Kalibrierdienst
C Service suisse d'étalonnage
S Servizio svizzero di taratura
S Swiss Calibration Service

Accredited by the Swiss Accreditation Service (SAS)
**The Swiss Accreditation Service is one of the signatories to the EA
Multilateral Agreement for the recognition of calibration certificates**

Accreditation No.: **SCS 0108**

Client **RF Exposure Lab**

Certificate No: **D450V3-1085_Jan19**

CALIBRATION CERTIFICATE

Object **D450V3 - SN:1085**

Calibration procedure(s) **QA CAL-15.v9
Calibration Procedure for SAR Validation Sources below 700 MHz**

Calibration date: **January 15, 2019**

This calibration certificate documents the traceability to national standards, which realize the physical units of measurements (SI).
The measurements and the uncertainties with confidence probability are given on the following pages and are part of the certificate.

All calibrations have been conducted in the closed laboratory facility: environment temperature (22 ± 3)°C and humidity < 70%.

Calibration Equipment used (M&TE critical for calibration)

Primary Standards	ID #	Cal Date (Certificate No.)	Scheduled Calibration
Power meter NRP	SN: 104778	04-Apr-18 (No. 217-02672/02673)	Apr-19
Power sensor NRP-Z91	SN: 103244	04-Apr-18 (No. 217-02672)	Apr-19
Power sensor NRP-Z91	SN: 103245	04-Apr-18 (No. 217-02673)	Apr-19
Reference 20 dB Attenuator	SN: 5277 (20x)	04-Apr-18 (No. 217-02682)	Apr-19
Type-N mismatch combination	SN: 5047.2 / 06327	04-Apr-18 (No. 217-02683)	Apr-19
Reference Probe EX3DV4	SN: 3877	31-Dec-18 (No. EX3-3877_Dec18)	Dec-19
DAE4	SN: 654	05-Jul-18 (No. DAE4-654_Jul18)	Jul-19

Secondary Standards	ID #	Check Date (in house)	Scheduled Check
Power meter E4419B	SN: GB41293874	06-Apr-16 (in house check Jun-18)	In house check: Jun-20
Power sensor E4412A	SN: MY41498087	06-Apr-16 (in house check Jun-18)	In house check: Jun-20
Power sensor E4412A	SN: 000110210	06-Apr-16 (in house check Jun-18)	In house check: Jun-20
RF generator HP 8648C	SN: US3642U01700	04-Aug-99 (in house check Jun-18)	In house check: Jun-20
Network Analyzer Agilent E8358A	SN: US41080477	31-Mar-14 (in house check Oct-18)	In house check: Oct-19

Calibrated by:	Name Jeton Kastrati	Function Laboratory Technician	Signature
Approved by:	Name Katja Pokovic	Function Technical Manager	Signature

Issued: January 17, 2019

This calibration certificate shall not be reproduced except in full without written approval of the laboratory.



Accredited by the Swiss Accreditation Service (SAS)
The Swiss Accreditation Service is one of the signatories to the EA
Multilateral Agreement for the recognition of calibration certificates

Accreditation No.: **SCS 0108**

Glossary:

TSL tissue simulating liquid
ConvF sensitivity in TSL / NORM x,y,z
N/A not applicable or not measured

Calibration is Performed According to the Following Standards:

- a) IEEE Std 1528-2013, "IEEE Recommended Practice for Determining the Peak Spatial-Averaged Specific Absorption Rate (SAR) in the Human Head from Wireless Communications Devices: Measurement Techniques", June 2013
- b) IEC 62209-1, "Measurement procedure for the assessment of Specific Absorption Rate (SAR) from hand-held and body-mounted devices used next to the ear (frequency range of 300 MHz to 6 GHz)", July 2016
- c) IEC 62209-2, "Procedure to determine the Specific Absorption Rate (SAR) for wireless communication devices used in close proximity to the human body (frequency range of 30 MHz to 6 GHz)", March 2010
- d) KDB 865664, "SAR Measurement Requirements for 100 MHz to 6 GHz"

Additional Documentation:

- e) DASY4/5 System Handbook

Methods Applied and Interpretation of Parameters:

- *Measurement Conditions:* Further details are available from the Validation Report at the end of the certificate. All figures stated in the certificate are valid at the frequency indicated.
- *Antenna Parameters with TSL:* The dipole is mounted with the spacer to position its feed point exactly below the center marking of the flat phantom section, with the arms oriented parallel to the body axis.
- *Feed Point Impedance and Return Loss:* These parameters are measured with the dipole positioned under the liquid filled phantom. The impedance stated is transformed from the measurement at the SMA connector to the feed point. The Return Loss ensures low reflected power. No uncertainty required.
- *Electrical Delay:* One-way delay between the SMA connector and the antenna feed point. No uncertainty required.
- *SAR measured:* SAR measured at the stated antenna input power.
- *SAR normalized:* SAR as measured, normalized to an input power of 1 W at the antenna connector.
- *SAR for nominal TSL parameters:* The measured TSL parameters are used to calculate the nominal SAR result.

The reported uncertainty of measurement is stated as the standard uncertainty of measurement multiplied by the coverage factor $k=2$, which for a normal distribution corresponds to a coverage probability of approximately 95%.

Measurement Conditions

DASY system configuration, as far as not given on page 1.

DASY Version	DASY5	V52.10.2
Extrapolation	Advanced Extrapolation	
Phantom	ELI4 Flat Phantom	Shell thickness: 2 ± 0.2 mm
Distance Dipole Center - TSL	15 mm	with Spacer
Zoom Scan Resolution	dx, dy, dz = 5 mm	
Frequency	450 MHz \pm 1 MHz	

Head TSL parameters

The following parameters and calculations were applied.

	Temperature	Permittivity	Conductivity
Nominal Head TSL parameters	22.0 °C	43.5	0.87 mho/m
Measured Head TSL parameters	(22.0 \pm 0.2) °C	43.7 \pm 6 %	0.87 mho/m \pm 6 %
Head TSL temperature change during test	< 0.5 °C	----	----

SAR result with Head TSL

SAR averaged over 1 cm³ (1 g) of Head TSL	Condition	
SAR measured	250 mW input power	1.12 W/kg
SAR for nominal Head TSL parameters	normalized to 1W	4.48 W/kg \pm 18.1 % (k=2)

SAR averaged over 10 cm³ (10 g) of Head TSL	condition	
SAR measured	250 mW input power	0.751 W/kg
SAR for nominal Head TSL parameters	normalized to 1W	3.01 W/kg \pm 17.6 % (k=2)

Body TSL parameters

The following parameters and calculations were applied.

	Temperature	Permittivity	Conductivity
Nominal Body TSL parameters	22.0 °C	56.7	0.94 mho/m
Measured Body TSL parameters	(22.0 \pm 0.2) °C	55.5 \pm 6 %	0.92 mho/m \pm 6 %
Body TSL temperature change during test	< 0.5 °C	----	----

SAR result with Body TSL

SAR averaged over 1 cm³ (1 g) of Body TSL	Condition	
SAR measured	250 mW input power	1.13 W/kg
SAR for nominal Body TSL parameters	normalized to 1W	4.58 W/kg \pm 18.1 % (k=2)

SAR averaged over 10 cm³ (10 g) of Body TSL	condition	
SAR measured	250 mW input power	0.761 W/kg
SAR for nominal Body TSL parameters	normalized to 1W	3.08 W/kg \pm 17.6 % (k=2)

Appendix (Additional assessments outside the scope of SCS 0108)

Antenna Parameters with Head TSL

Impedance, transformed to feed point	59.4 Ω - 3.7 j Ω
Return Loss	- 20.7 dB

Antenna Parameters with Body TSL

Impedance, transformed to feed point	55.5 Ω - 7.9 j Ω
Return Loss	- 20.8 dB

General Antenna Parameters and Design

Electrical Delay (one direction)	1.349 ns
----------------------------------	----------

After long term use with 100W radiated power, only a slight warming of the dipole near the feedpoint can be measured.

The dipole is made of standard semirigid coaxial cable. The center conductor of the feeding line is directly connected to the second arm of the dipole. The antenna is therefore short-circuited for DC-signals. On some of the dipoles, small end caps are added to the dipole arms in order to improve matching when loaded according to the position as explained in the "Measurement Conditions" paragraph. The SAR data are not affected by this change. The overall dipole length is still according to the Standard.

No excessive force must be applied to the dipole arms, because they might bend or the soldered connections near the feedpoint may be damaged.

Additional EUT Data

Manufactured by	SPEAG
-----------------	-------

DASY5 Validation Report for Head TSL

Date: 15.01.2019

Test Laboratory: SPEAG, Zurich, Switzerland

DUT: Dipole 450 MHz D450V3; Type: D450V3; Serial: D450V3 - SN:1085

Communication System: UID 0 - CW; Frequency: 450 MHz

Medium parameters used: $f = 450$ MHz; $\sigma = 0.87$ S/m; $\epsilon_r = 43.7$; $\rho = 1000$ kg/m³

Phantom section: Flat Section

Measurement Standard: DASY5 (IEEE/IEC/ANSI C63.19-2011)

DASY52 Configuration:

- Probe: EX3DV4 - SN3877; ConvF(10.5, 10.5, 10.5) @ 450 MHz; Calibrated: 31.12.2018
- Sensor-Surface: 1.4mm (Mechanical Surface Detection)
- Electronics: DAE4 Sn654; Calibrated: 05.07.2018
- Phantom: ELI v4.0; Type: QDOVA001BB; Serial: TP:1003
- DASY52 52.10.2(1495); SEMCAD X 14.6.12(7450)

Dipole Calibration for Head Tissue/d=15mm, Pin=250mW/Zoom Scan (7x7x7)/Cube 0:

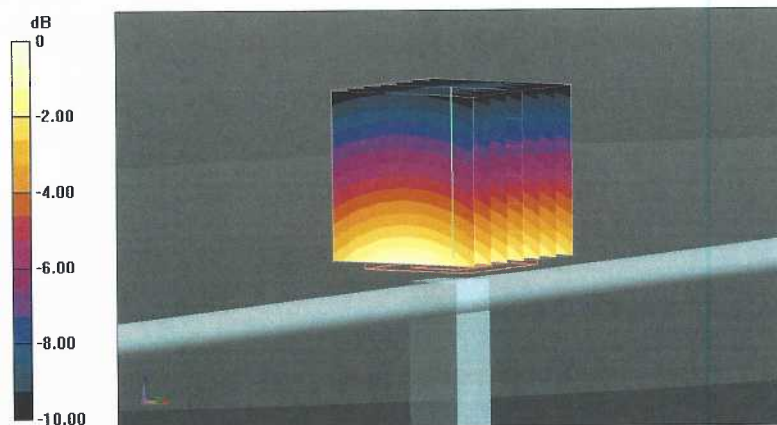
Measurement grid: dx=5mm, dy=5mm, dz=5mm

Reference Value = 38.75 V/m; Power Drift = -0.01 dB

Peak SAR (extrapolated) = 1.74 W/kg

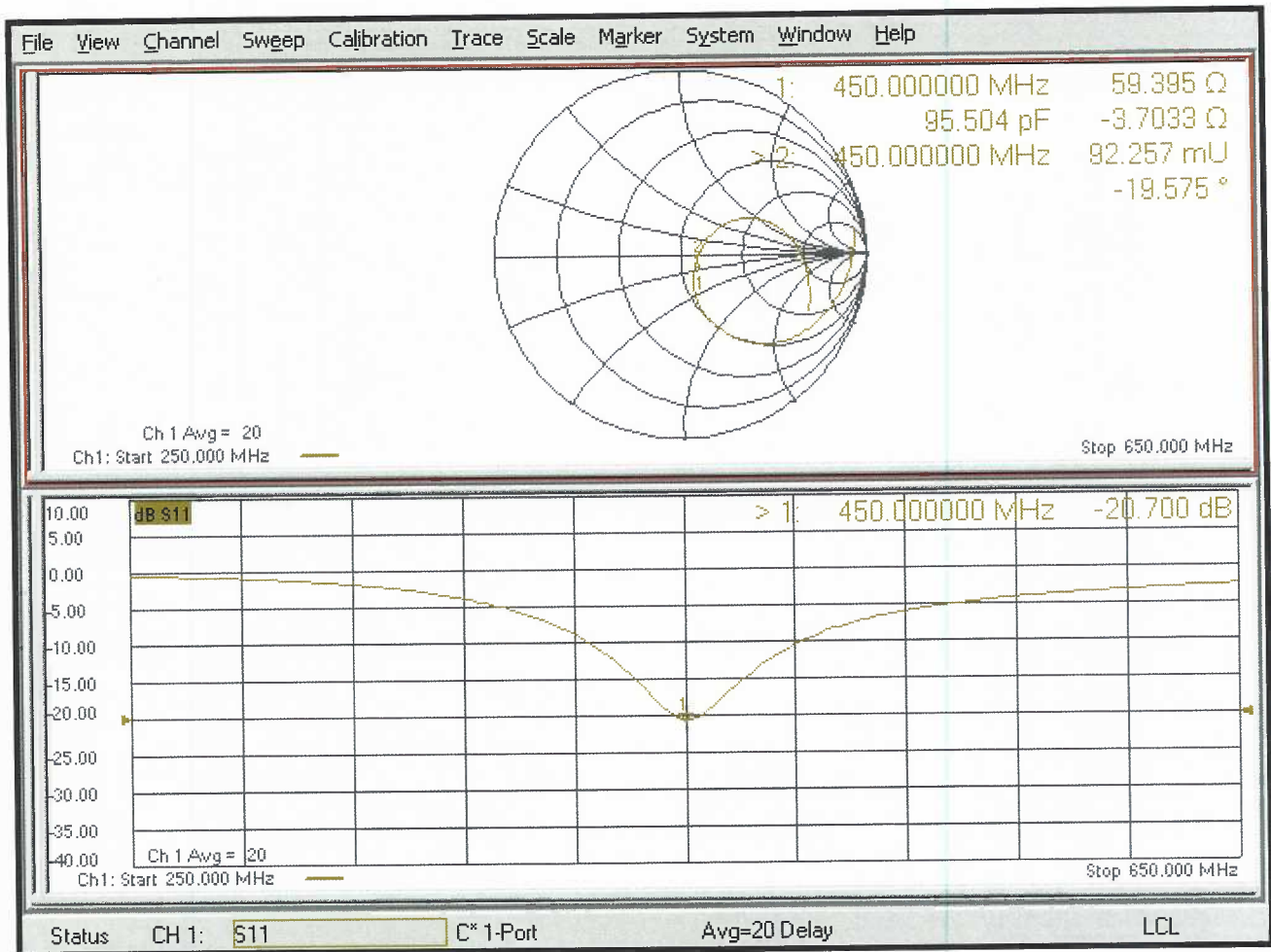
SAR(1 g) = 1.12 W/kg; SAR(10 g) = 0.751 W/kg

Maximum value of SAR (measured) = 1.52 W/kg



0 dB = 1.52 W/kg = 1.82 dBW/kg

Impedance Measurement Plot for Head TSL



DASY5 Validation Report for Body TSL

Date: 15.01.2019

Test Laboratory: SPEAG, Zurich, Switzerland

DUT: Dipole 450 MHz; Type: D450V3; Serial: D450V3 - SN:1085

Communication System: UID 0 - CW; Frequency: 450 MHz

Medium parameters used: $f = 450 \text{ MHz}$; $\sigma = 0.92 \text{ S/m}$; $\epsilon_r = 55.5$; $\rho = 1000 \text{ kg/m}^3$

Phantom section: Flat Section

Measurement Standard: DASY5 (IEEE/IEC/ANSI C63.19-2011)

DASY52 Configuration:

- Probe: EX3DV4 - SN3877; ConvF(10.7, 10.7, 10.7) @ 450 MHz; Calibrated: 31.12.2018
- Sensor-Surface: 1.4mm (Mechanical Surface Detection)
- Electronics: DAE4 Sn654; Calibrated: 05.07.2018
- Phantom: ELI v4.0; Type: QDOVA001BB; Serial: TP:1003
- DASY52 52.10.2(1495); SEMCAD X 14.6.12(7450)

Dipole Calibration for Body Tissue/d=15mm, Pin=250mW/Zoom Scan (7x7x7)/Cube 0:

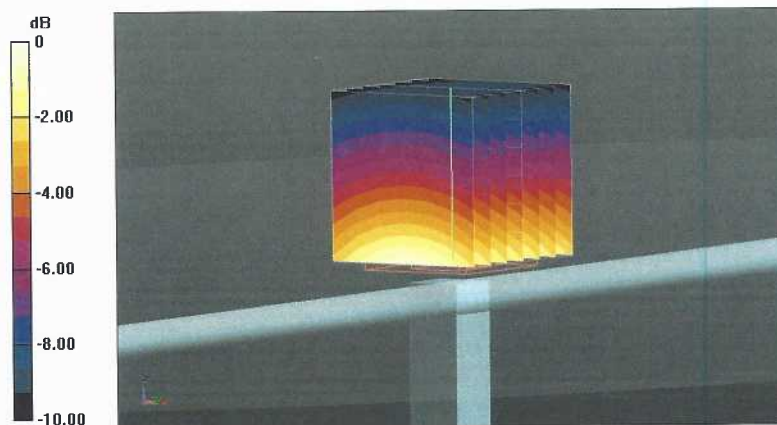
Measurement grid: $dx=5\text{mm}$, $dy=5\text{mm}$, $dz=5\text{mm}$

Reference Value = 41.97 V/m; Power Drift = -0.07 dB

Peak SAR (extrapolated) = 1.73 W/kg

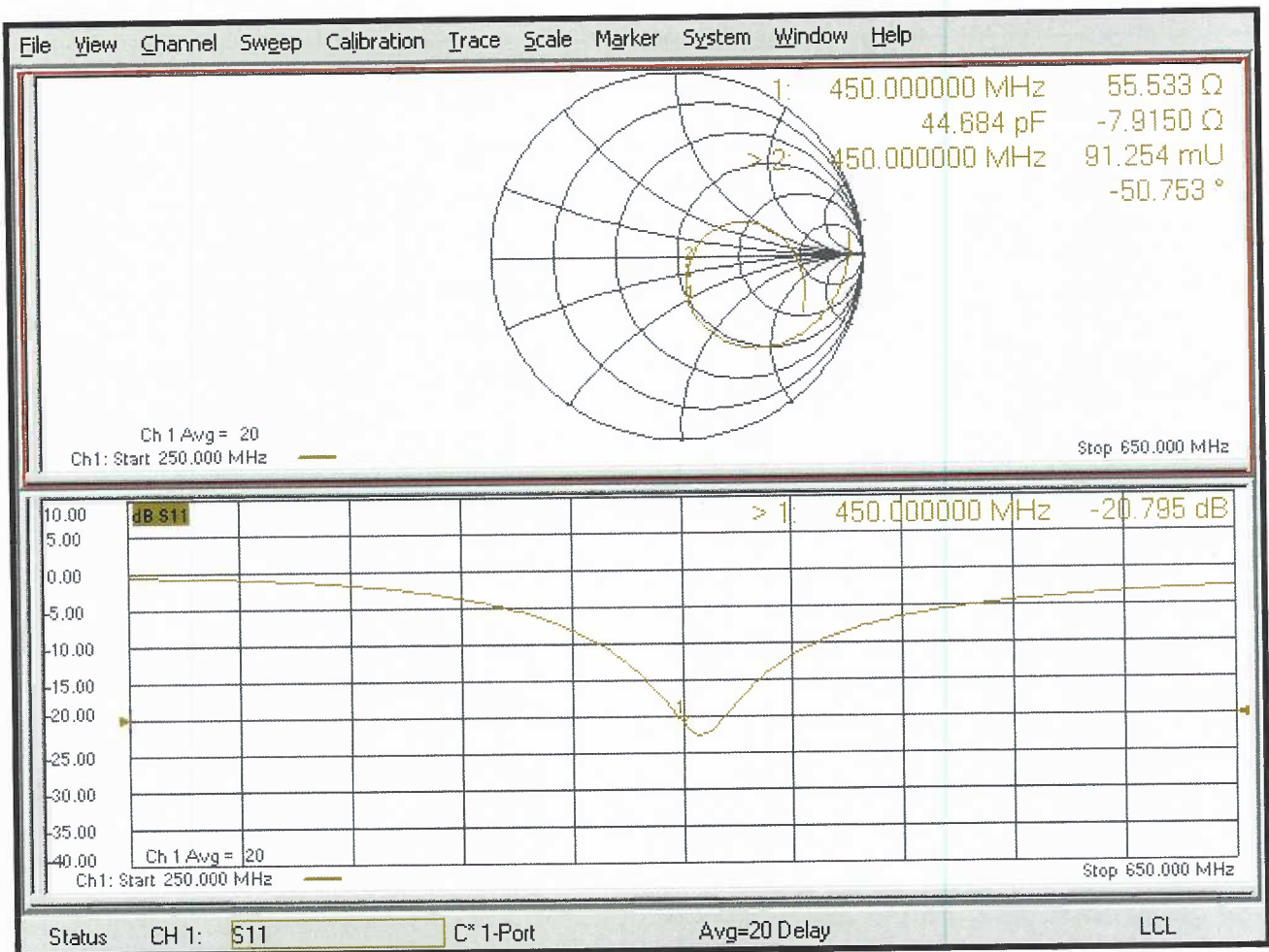
SAR(1 g) = 1.13 W/kg; SAR(10 g) = 0.761 W/kg

Maximum value of SAR (measured) = 1.51 W/kg



0 dB = 1.51 W/kg = 1.79 dBW/kg

Impedance Measurement Plot for Body TSL



gm

**Calibration Laboratory of
Schmid & Partner
Engineering AG**
Zeughausstrasse 43, 8004 Zurich, Switzerland



S Schweizerischer Kalibrierdienst
C Service suisse d'étalonnage
S Servizio svizzero di taratura
S Swiss Calibration Service

Accredited by the Swiss Accreditation Service (SAS)
**The Swiss Accreditation Service is one of the signatories to the EA
Multilateral Agreement for the recognition of calibration certificates**

Accreditation No.: **SCS 0108**

Client **RF Exposure Lab**

Certificate No: **D450V3-1085_Jan19**

CALIBRATION CERTIFICATE

Object **D450V3 - SN:1085**

Calibration procedure(s) **QA CAL-15.v9
Calibration Procedure for SAR Validation Sources below 700 MHz**

Calibration date: **January 15, 2019**

This calibration certificate documents the traceability to national standards, which realize the physical units of measurements (SI).
The measurements and the uncertainties with confidence probability are given on the following pages and are part of the certificate.

All calibrations have been conducted in the closed laboratory facility: environment temperature (22 ± 3)°C and humidity < 70%.

Calibration Equipment used (M&TE critical for calibration)

Primary Standards	ID #	Cal Date (Certificate No.)	Scheduled Calibration
Power meter NRP	SN: 104778	04-Apr-18 (No. 217-02672/02673)	Apr-19
Power sensor NRP-Z91	SN: 103244	04-Apr-18 (No. 217-02672)	Apr-19
Power sensor NRP-Z91	SN: 103245	04-Apr-18 (No. 217-02673)	Apr-19
Reference 20 dB Attenuator	SN: 5277 (20x)	04-Apr-18 (No. 217-02682)	Apr-19
Type-N mismatch combination	SN: 5047.2 / 06327	04-Apr-18 (No. 217-02683)	Apr-19
Reference Probe EX3DV4	SN: 3877	31-Dec-18 (No. EX3-3877_Dec18)	Dec-19
DAE4	SN: 654	05-Jul-18 (No. DAE4-654_Jul18)	Jul-19

Secondary Standards	ID #	Check Date (in house)	Scheduled Check
Power meter E4419B	SN: GB41293874	06-Apr-16 (in house check Jun-18)	In house check: Jun-20
Power sensor E4412A	SN: MY41498087	06-Apr-16 (in house check Jun-18)	In house check: Jun-20
Power sensor E4412A	SN: 000110210	06-Apr-16 (in house check Jun-18)	In house check: Jun-20
RF generator HP 8648C	SN: US3642U01700	04-Aug-99 (in house check Jun-18)	In house check: Jun-20
Network Analyzer Agilent E8358A	SN: US41080477	31-Mar-14 (in house check Oct-18)	In house check: Oct-19

Calibrated by:	Name Jeton Kastrati	Function Laboratory Technician	Signature
Approved by:	Name Katja Pokovic	Function Technical Manager	Signature

Issued: January 17, 2019

This calibration certificate shall not be reproduced except in full without written approval of the laboratory.



Accredited by the Swiss Accreditation Service (SAS)
The Swiss Accreditation Service is one of the signatories to the EA
Multilateral Agreement for the recognition of calibration certificates

Accreditation No.: **SCS 0108**

Glossary:

TSL tissue simulating liquid
ConvF sensitivity in TSL / NORM x,y,z
N/A not applicable or not measured

Calibration is Performed According to the Following Standards:

- a) IEEE Std 1528-2013, "IEEE Recommended Practice for Determining the Peak Spatial-Averaged Specific Absorption Rate (SAR) in the Human Head from Wireless Communications Devices: Measurement Techniques", June 2013
- b) IEC 62209-1, "Measurement procedure for the assessment of Specific Absorption Rate (SAR) from hand-held and body-mounted devices used next to the ear (frequency range of 300 MHz to 6 GHz)", July 2016
- c) IEC 62209-2, "Procedure to determine the Specific Absorption Rate (SAR) for wireless communication devices used in close proximity to the human body (frequency range of 30 MHz to 6 GHz)", March 2010
- d) KDB 865664, "SAR Measurement Requirements for 100 MHz to 6 GHz"

Additional Documentation:

- e) DASY4/5 System Handbook

Methods Applied and Interpretation of Parameters:

- *Measurement Conditions:* Further details are available from the Validation Report at the end of the certificate. All figures stated in the certificate are valid at the frequency indicated.
- *Antenna Parameters with TSL:* The dipole is mounted with the spacer to position its feed point exactly below the center marking of the flat phantom section, with the arms oriented parallel to the body axis.
- *Feed Point Impedance and Return Loss:* These parameters are measured with the dipole positioned under the liquid filled phantom. The impedance stated is transformed from the measurement at the SMA connector to the feed point. The Return Loss ensures low reflected power. No uncertainty required.
- *Electrical Delay:* One-way delay between the SMA connector and the antenna feed point. No uncertainty required.
- *SAR measured:* SAR measured at the stated antenna input power.
- *SAR normalized:* SAR as measured, normalized to an input power of 1 W at the antenna connector.
- *SAR for nominal TSL parameters:* The measured TSL parameters are used to calculate the nominal SAR result.

The reported uncertainty of measurement is stated as the standard uncertainty of measurement multiplied by the coverage factor $k=2$, which for a normal distribution corresponds to a coverage probability of approximately 95%.

Measurement Conditions

DASY system configuration, as far as not given on page 1.

DASY Version	DASY5	V52.10.2
Extrapolation	Advanced Extrapolation	
Phantom	ELI4 Flat Phantom	Shell thickness: 2 ± 0.2 mm
Distance Dipole Center - TSL	15 mm	with Spacer
Zoom Scan Resolution	dx, dy, dz = 5 mm	
Frequency	450 MHz \pm 1 MHz	

Head TSL parameters

The following parameters and calculations were applied.

	Temperature	Permittivity	Conductivity
Nominal Head TSL parameters	22.0 °C	43.5	0.87 mho/m
Measured Head TSL parameters	(22.0 \pm 0.2) °C	43.7 \pm 6 %	0.87 mho/m \pm 6 %
Head TSL temperature change during test	< 0.5 °C	----	----

SAR result with Head TSL

SAR averaged over 1 cm³ (1 g) of Head TSL	Condition	
SAR measured	250 mW input power	1.12 W/kg
SAR for nominal Head TSL parameters	normalized to 1W	4.48 W/kg \pm 18.1 % (k=2)

SAR averaged over 10 cm³ (10 g) of Head TSL	condition	
SAR measured	250 mW input power	0.751 W/kg
SAR for nominal Head TSL parameters	normalized to 1W	3.01 W/kg \pm 17.6 % (k=2)

Body TSL parameters

The following parameters and calculations were applied.

	Temperature	Permittivity	Conductivity
Nominal Body TSL parameters	22.0 °C	56.7	0.94 mho/m
Measured Body TSL parameters	(22.0 \pm 0.2) °C	55.5 \pm 6 %	0.92 mho/m \pm 6 %
Body TSL temperature change during test	< 0.5 °C	----	----

SAR result with Body TSL

SAR averaged over 1 cm³ (1 g) of Body TSL	Condition	
SAR measured	250 mW input power	1.13 W/kg
SAR for nominal Body TSL parameters	normalized to 1W	4.58 W/kg \pm 18.1 % (k=2)

SAR averaged over 10 cm³ (10 g) of Body TSL	condition	
SAR measured	250 mW input power	0.761 W/kg
SAR for nominal Body TSL parameters	normalized to 1W	3.08 W/kg \pm 17.6 % (k=2)

Appendix (Additional assessments outside the scope of SCS 0108)

Antenna Parameters with Head TSL

Impedance, transformed to feed point	59.4 Ω - 3.7 j Ω
Return Loss	- 20.7 dB

Antenna Parameters with Body TSL

Impedance, transformed to feed point	55.5 Ω - 7.9 j Ω
Return Loss	- 20.8 dB

General Antenna Parameters and Design

Electrical Delay (one direction)	1.349 ns
----------------------------------	----------

After long term use with 100W radiated power, only a slight warming of the dipole near the feedpoint can be measured.

The dipole is made of standard semirigid coaxial cable. The center conductor of the feeding line is directly connected to the second arm of the dipole. The antenna is therefore short-circuited for DC-signals. On some of the dipoles, small end caps are added to the dipole arms in order to improve matching when loaded according to the position as explained in the "Measurement Conditions" paragraph. The SAR data are not affected by this change. The overall dipole length is still according to the Standard.

No excessive force must be applied to the dipole arms, because they might bend or the soldered connections near the feedpoint may be damaged.

Additional EUT Data

Manufactured by	SPEAG
-----------------	-------

Extended Calibration

Usage of SAR dipoles calibrated less than 3 years ago but more than 1 year ago were confirmed in maintaining return loss (<-20 dB, within 20% of prior calibration) and impedance (within 5 ohm from prior calibration) requirements per extended calibrations in KDB Publication 865664 D01 v01r04.

D450V2 SN:1085 - Head						
Date of Measurement	Return Loss (dB)	$\Delta\%$	Impedance (Ω)	$\Delta\Omega$	Impedance Imaginary (j Ω)	$\Delta\Omega$
1/15/2019	-20.7		59.4		-3.7	
1/15/2020	-21.3	2.9	59.1	-0.3	-3.5	0.2
D450V2 SN:1085 - Body						
Date of Measurement	Return Loss (dB)	$\Delta\%$	Impedance (Ω)	$\Delta\Omega$	Impedance Imaginary (j Ω)	$\Delta\Omega$
1/15/2019	-20.8		55.5		-7.9	
1/15/2020	-21.5	3.4	55.7	0.2	-7.6	0.3

DASY5 Validation Report for Head TSL

Date: 15.01.2019

Test Laboratory: SPEAG, Zurich, Switzerland

DUT: Dipole 450 MHz D450V3; Type: D450V3; Serial: D450V3 - SN:1085

Communication System: UID 0 - CW; Frequency: 450 MHz

Medium parameters used: $f = 450$ MHz; $\sigma = 0.87$ S/m; $\epsilon_r = 43.7$; $\rho = 1000$ kg/m³

Phantom section: Flat Section

Measurement Standard: DASY5 (IEEE/IEC/ANSI C63.19-2011)

DASY52 Configuration:

- Probe: EX3DV4 - SN3877; ConvF(10.5, 10.5, 10.5) @ 450 MHz; Calibrated: 31.12.2018
- Sensor-Surface: 1.4mm (Mechanical Surface Detection)
- Electronics: DAE4 Sn654; Calibrated: 05.07.2018
- Phantom: ELI v4.0; Type: QDOVA001BB; Serial: TP:1003
- DASY52 52.10.2(1495); SEMCAD X 14.6.12(7450)

Dipole Calibration for Head Tissue/d=15mm, Pin=250mW/Zoom Scan (7x7x7)/Cube 0:

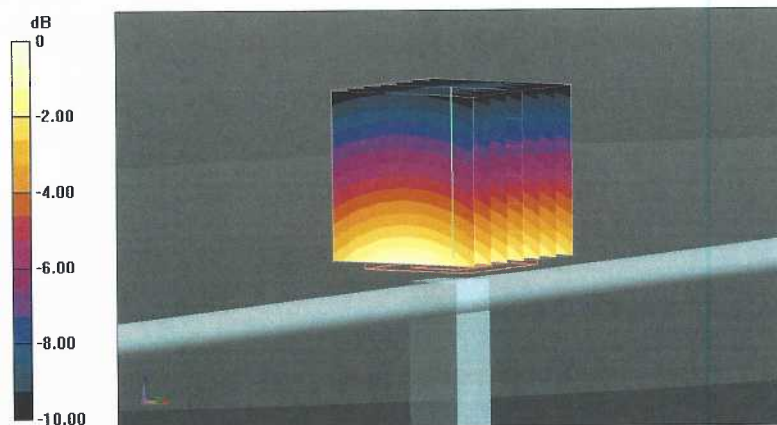
Measurement grid: dx=5mm, dy=5mm, dz=5mm

Reference Value = 38.75 V/m; Power Drift = -0.01 dB

Peak SAR (extrapolated) = 1.74 W/kg

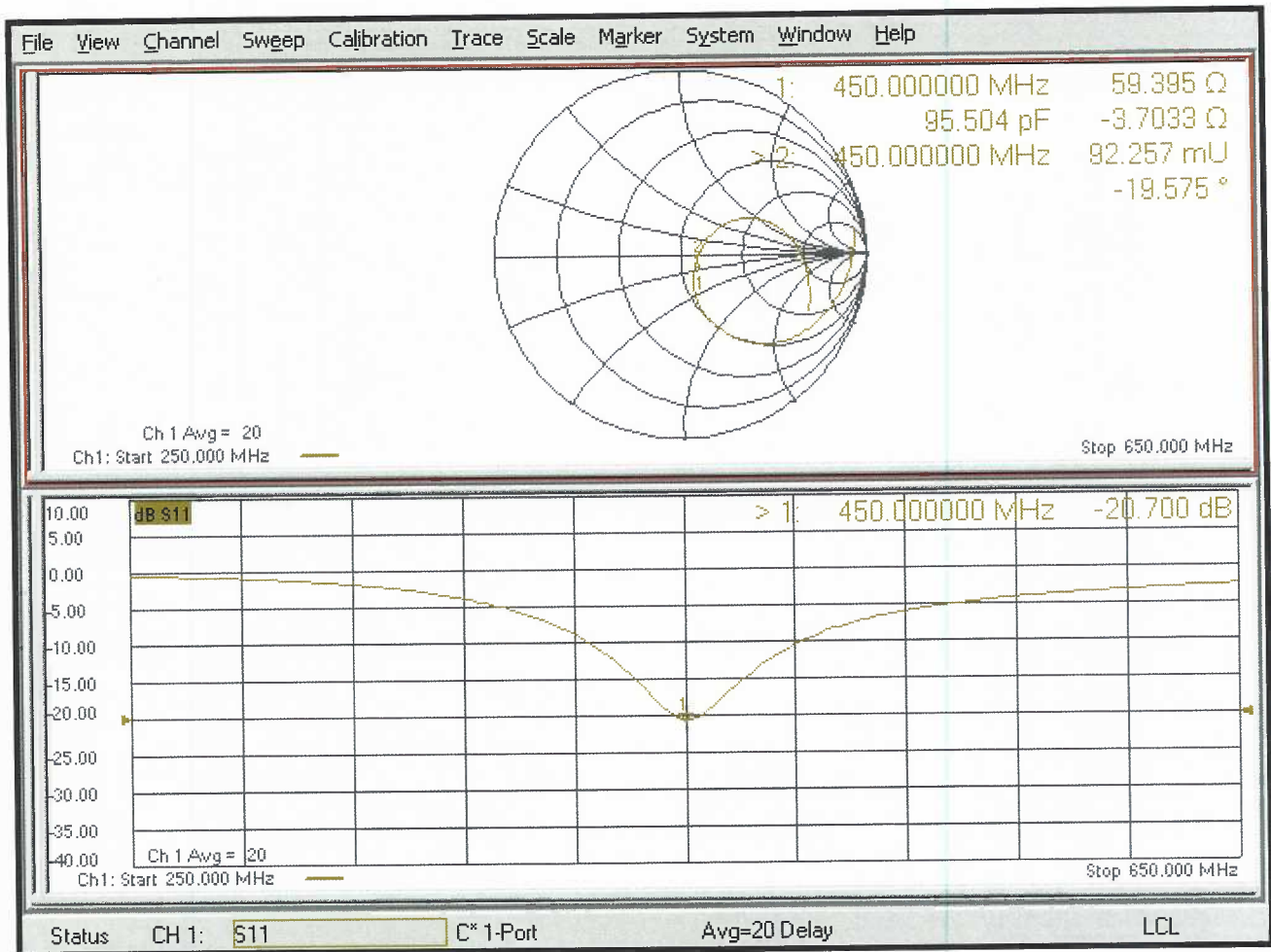
SAR(1 g) = 1.12 W/kg; SAR(10 g) = 0.751 W/kg

Maximum value of SAR (measured) = 1.52 W/kg



0 dB = 1.52 W/kg = 1.82 dBW/kg

Impedance Measurement Plot for Head TSL



DASY5 Validation Report for Body TSL

Date: 15.01.2019

Test Laboratory: SPEAG, Zurich, Switzerland

DUT: Dipole 450 MHz; Type: D450V3; Serial: D450V3 - SN:1085

Communication System: UID 0 - CW; Frequency: 450 MHz

Medium parameters used: $f = 450 \text{ MHz}$; $\sigma = 0.92 \text{ S/m}$; $\epsilon_r = 55.5$; $\rho = 1000 \text{ kg/m}^3$

Phantom section: Flat Section

Measurement Standard: DASY5 (IEEE/IEC/ANSI C63.19-2011)

DASY52 Configuration:

- Probe: EX3DV4 - SN3877; ConvF(10.7, 10.7, 10.7) @ 450 MHz; Calibrated: 31.12.2018
- Sensor-Surface: 1.4mm (Mechanical Surface Detection)
- Electronics: DAE4 Sn654; Calibrated: 05.07.2018
- Phantom: ELI v4.0; Type: QDOVA001BB; Serial: TP:1003
- DASY52 52.10.2(1495); SEMCAD X 14.6.12(7450)

Dipole Calibration for Body Tissue/d=15mm, Pin=250mW/Zoom Scan (7x7x7)/Cube 0:

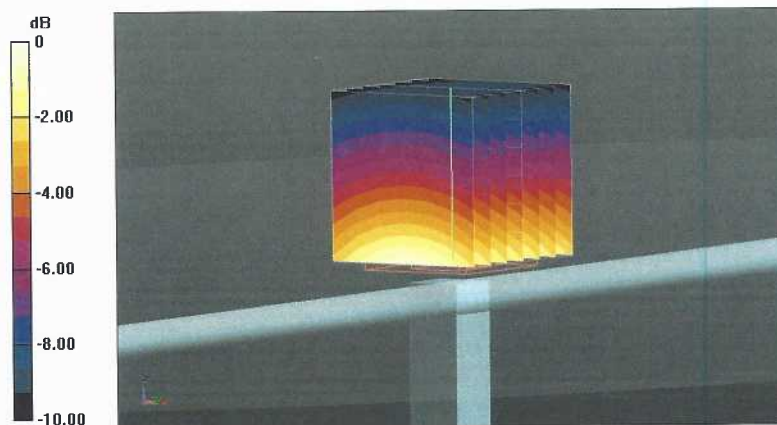
Measurement grid: $dx=5\text{mm}$, $dy=5\text{mm}$, $dz=5\text{mm}$

Reference Value = 41.97 V/m; Power Drift = -0.07 dB

Peak SAR (extrapolated) = 1.73 W/kg

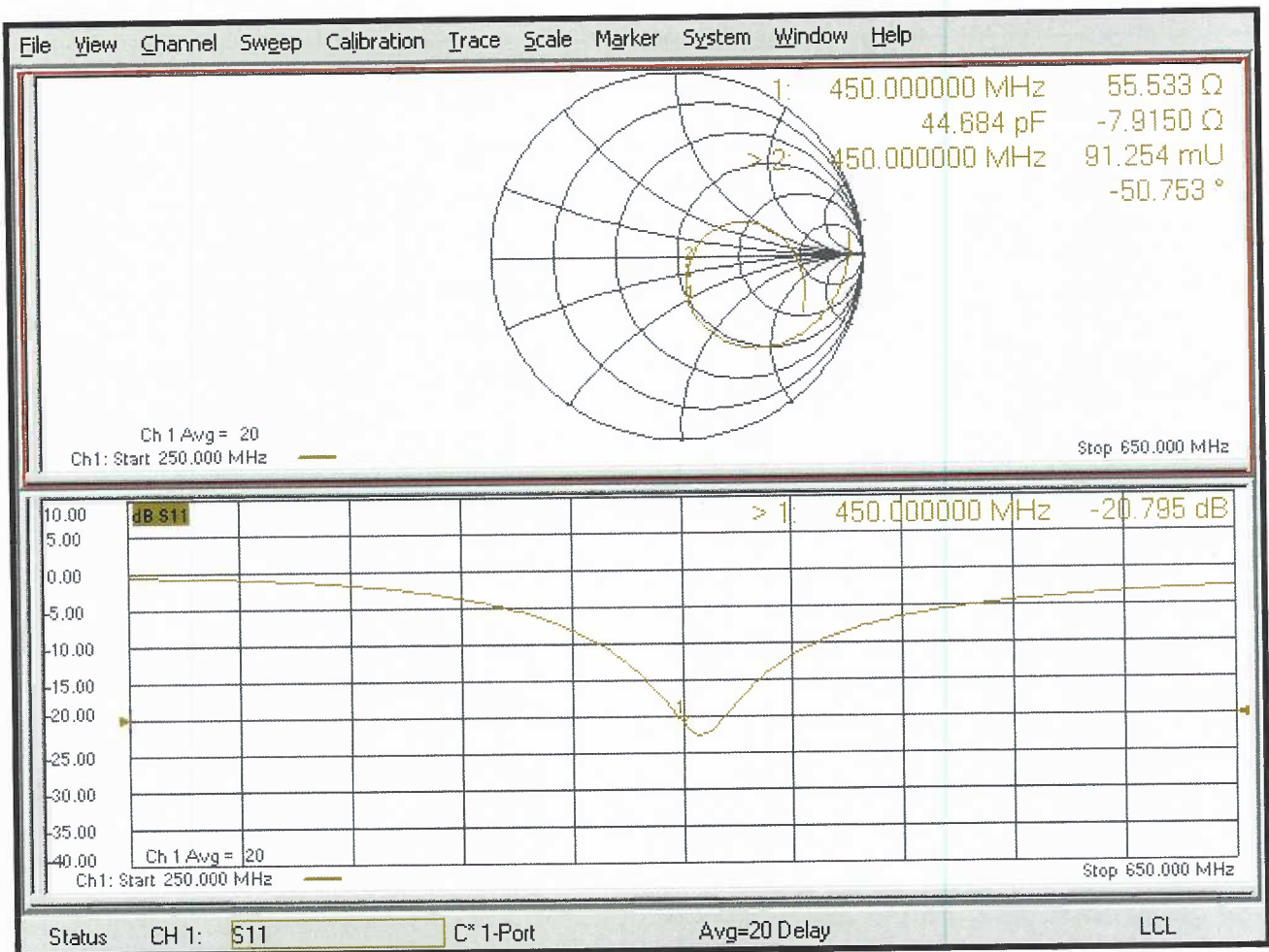
SAR(1 g) = 1.13 W/kg; SAR(10 g) = 0.761 W/kg

Maximum value of SAR (measured) = 1.51 W/kg



0 dB = 1.51 W/kg = 1.79 dBW/kg

Impedance Measurement Plot for Body TSL



Appendix F – Phantom Calibration Data Sheets

Certificate of Conformity / First Article Inspection

Item	Oval Flat Phantom ELI 4.0
Type No	QD OVA 001 B
Series No	1003 and higher
Manufacturer	Untersee Composites Knebelstrasse 8 CH-8268 Mannenbach, Switzerland

Tests

Complete tests were made on the prototype units QD OVA 001 AA 1001, QD OVA 001 AB 1002, pre-series units QD OVA 001 BA 1003-1005 as well as on the series units QD OVA 001 BB, 1006 ff.

Test	Requirement	Details	Units tested
Material thickness	Compliant with the standard requirements	Bottom plate: 2.0mm +/- 0.2mm	all
Material parameters	Dielectric parameters for required frequencies	< 6 GHz: Rel. permittivity = 4 +/-1, Loss tangent ≤ 0.05	Material sample
Material resistivity	The material has been tested to be compatible with the liquids defined in the standards if handled and cleaned according to the instructions.	DGBE based simulating liquids. Observe Technical Note for material compatibility.	Equivalent phantoms, Material sample
Shape	Thickness of bottom material, Internal dimensions, Sagging compatible with standards from minimum frequency	Bottom elliptical 600 x 400 mm Depth 190 mm, Shape is within tolerance for filling height up to 155 mm, Eventual sagging is reduced or eliminated by support via DUT	Prototypes, Sample testing

Standards

- [1] CENELEC EN 50361-2001, « Basic standard for the measurement of the Specific Absorption Rate related to human exposure to electromagnetic fields from mobile phones (300 MHz – 3 GHz) », July 2001
- [2] IEEE 1528-2003, "Recommended Practice for Determining the Peak Spatial-Average Specific Absorption Rate (SAR) in the Human Head from Wireless Communications Devices: Measurement Techniques, December 2003
- [3] IEC 62209 – 1, "Specific Absorption Rate (SAR) in the frequency range of 300 MHz to 3 GHz – Measurement Procedure, Part 1: Hand-held mobile wireless communication devices", February 2005
- [4] IEC 62209 – 2, Draft, "Human Exposure to Radio Frequency Fields from Handheld and Body-Mounted Wireless Communication Devices – Human models, Instrumentation and Procedures – Part 2: Procedure to determine the Specific Absorption Rate (SAR) in the head and body for 30 MHz to 6 GHz Handheld and Body-Mounted Devices used in close proximity to the Body.", February 2005
- [5] OET Bulletin 65, Supplement C, "Evaluating Compliance with FCC Guidelines for Human Exposure to Radiofrequency Electromagnetic Fields", Edition January 2001

Based on the tests above, we certify that this item is in compliance with the standards [1] to [5] if operated according to the specific requirements and considering the thickness. The dimensions are fully compliant with [4] from 30 MHz to 6 GHz. For the other standards, the minimum lower frequency limit is limited due to the dimensional requirements ([1]: 450 MHz, [2]: 300 MHz, [3]: 800 MHz, [5]: 375 MHz) and possibly further by the dimensions of the DUT.

Date 28.4.2008 Signature / Stamp

s p e a g
Schmid & Partner Engineering AG
Zeughausstrasse 43, 8004 Zurich, Switzerland
Phone +41 44 245 9700, Fax +41 44 245 9779
info@speag.com; http://www.speag.com

Appendix G – Validation Summary

Per FCC KDB 865664 D02 v01r02, SAR system validation status should be documented to confirm measurement accuracy. The SAR systems (including SAR probes, system components and software versions) used for this device were validated against its performance specifications prior to the SAR measurements. Reference dipoles were used with the required tissue equivalent media for system validation according to the procedures outlined in FCC KDB 865664 D01 v01r04 and IEEE 1528-2013. Since SAR probe calibrations are frequency dependent, each probe calibration point was validated at a frequency within the valid frequency range of the probe calibration point using the system that normally operates with the probe for routine SAR measurements and according to the required tissue equivalent media.

A tabulated summary of the system validation status including the validation date(s), measurement frequencies, SAR probes and tissue dielectric parameters has been included.

**Table G-1
SAR System Validation Summary**

SAR System #	Freq. (MHz)	Date	Probe S/N	Probe Type	Probe Cal. Point	Cond. (σ)	Perm. (ϵ_r)	CW Validation			Modulation Validation			
								Sens-itivity	Probe Linearity	Probe Isotropy	Modulation Type	Duty Factor	PAR	
2	450	10/09/2019	7531	EX3DV4	450	Head	0.90	43.05	Pass	Pass	Pass	FM	N/A	Pass
3	450	3/28/2020	3311	ES3DV3	450	Head	0.88	42.82	Pass	Pass	Pass	FM	N/A	Pass