



6. SETUP PHOTOS

ANTENNA PORT CONDUCTED RF MEASUREMENT SETUP




RADIATED RF MEASUREMENT SETUP FOR PORTABLE CONFIGURATION


X-AXIS FRONT PHOTO



Y-AXIS FRONT PHOTO




Z-AXIS FRONT PHOTO – Worst-Case




RADIATED RF MEASUREMENT SETUP (BELOW 30MHz)

RADIATED FRONT PHOTO (BELOW 30MHz)




RADIATED BACK PHOTO (BELOW 30MHz)




RADIATED RF MEASUREMENT SETUP (BELOW 1 GHz)



RADIATED FRONT PHOTO (BELOW 1 GHz)



RADIATED BACK PHOTO (BELOW 1 GHz)



RADIATED RF MEASUREMENT SETUP (ABOVE 1 GHz)



END OF REPORT