

APPENDIX E: DUT ANTENNA DIAGRAM & SAR TEST SETUP PHOTOGRAPHS

FCC ID: C3K2110	RF EXPOSURE PART 1 TEST REPORT	Approved by: Technical Manager
DUT Type: Portable Computing Device		APPENDIX E: Page 1 of 5

Note: Exact antenna dimensions and separation distances are shown in the Technical Descriptions in the FCC Filing.

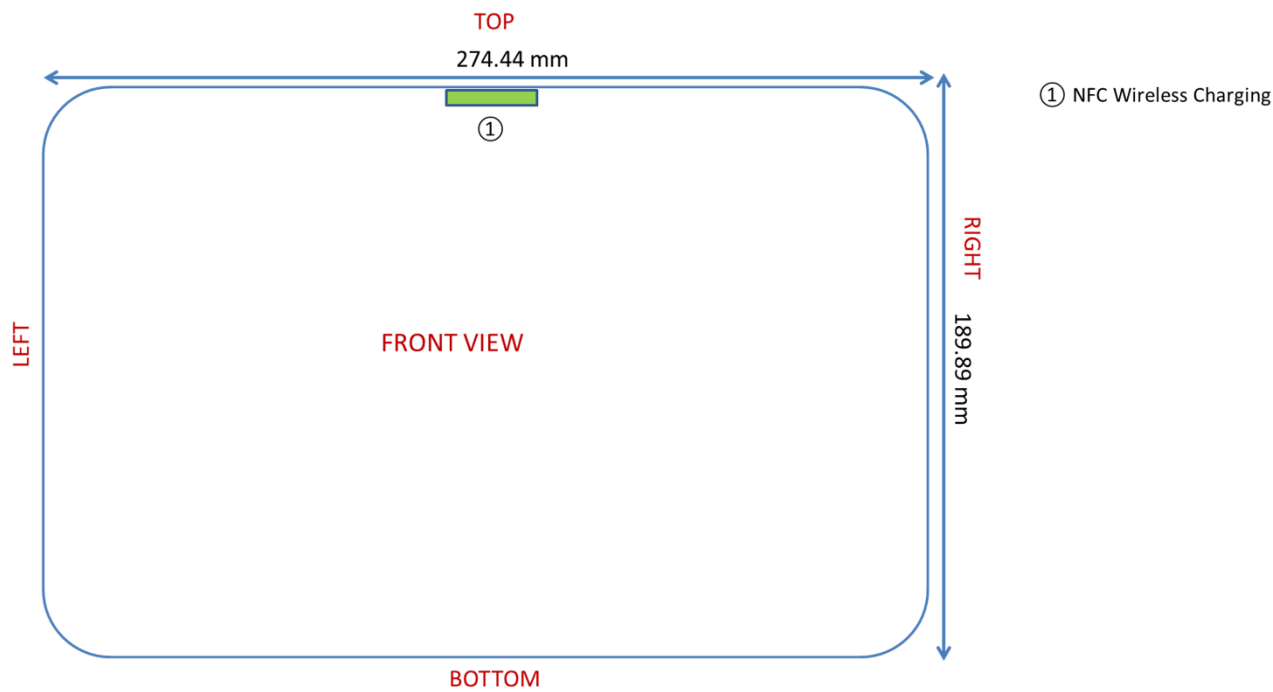




Figure E-1
DUT Antenna Locations

FCC ID: C3K2110	RF EXPOSURE PART 1 TEST REPORT	Approved by: Technical Manager
DUT Type: Portable Computing Device		APPENDIX E: Page 2 of 5



SAR Test Setup Photo 1 – NFC Body, Back Side at 0mm




SAR Test Setup Photo 2 – NFC Body, Bottom Edge at 0mm

FCC ID: C3K2110	RF EXPOSURE PART 1 TEST REPORT	Approved by: Technical Manager
DUT Type: Portable Computing Device		APPENDIX E: Page 3 of 5




SAR Test Setup Photo 3 – NFC Body Top Edge at 0mm



SAR Test Setup Photo 4 – NFC Body with keyboard, Top Edge at 0mm

FCC ID: C3K2110	RF EXPOSURE PART 1 TEST REPORT	Approved by: Technical Manager
DUT Type: Portable Computing Device		APPENDIX E: Page 4 of 5



SAR Test Setup Photo 5 – NFC Body, Left Side at 0mm

FCC ID: C3K2110	RF EXPOSURE PART 1 TEST REPORT	Approved by: Technical Manager
DUT Type: Portable Computing Device		APPENDIX E: Page 5 of 5