

APPENDIX H: DUT ANTENNA DIAGRAM & SAR TEST SETUP PHOTOGRAPHS

FCC ID: C3K2095	RF EXPOSURE PART 1 TEST REPORT	Approved by: Technical Manager
DUT Type: Portable Computing Device		APPENDIX H: Page 1 of 5

Note: Exact antenna dimensions and separation distances are shown in the Technical Descriptions in the FCC Filing.

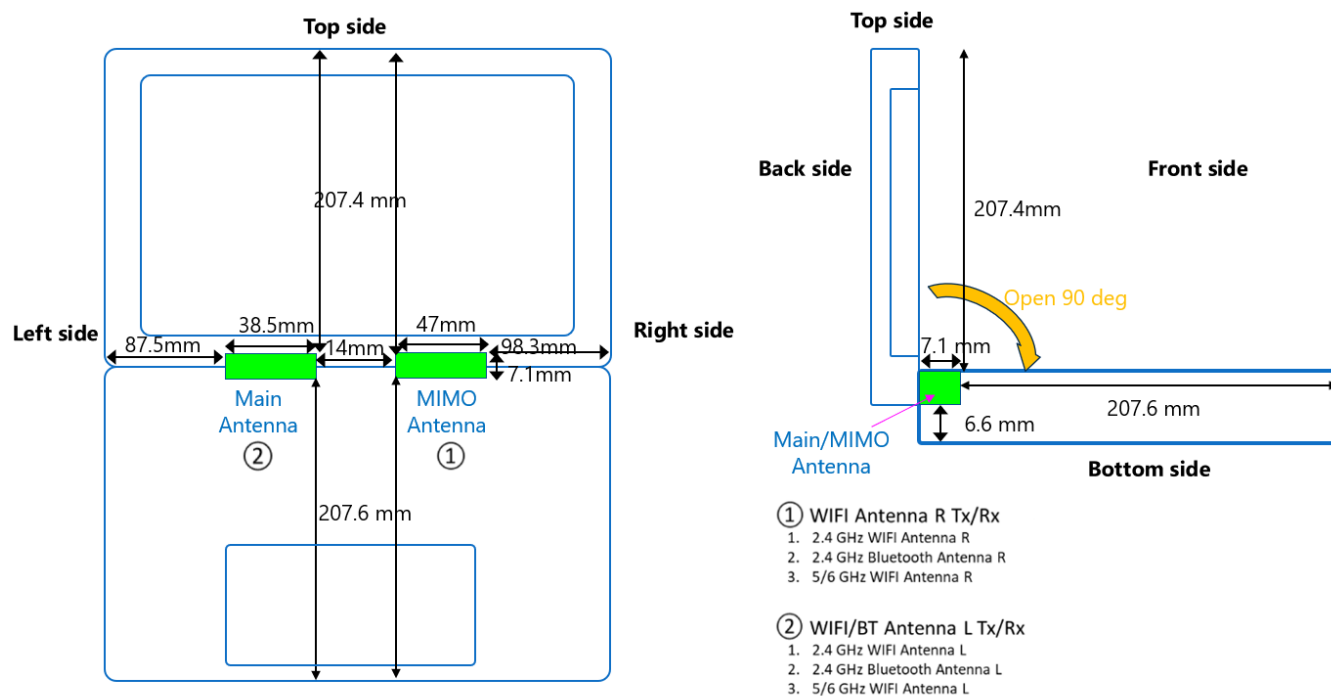


Figure H-1
DUT Antenna Locations

FCC ID: C3K2095	RF EXPOSURE PART 1 TEST REPORT	Approved by: Technical Manager
DUT Type: Portable Computing Device		APPENDIX H: Page 2 of 5




SAR Test Setup Photo 1 (Plastic) – Body, Bottom at 0mm




SAR Test Setup Photo 2 (Metal) – Body, Bottom at 0mm

FCC ID: C3K2095	RF EXPOSURE PART 1 TEST REPORT	Approved by: Technical Manager
DUT Type: Portable Computing Device		APPENDIX H: Page 3 of 5




Test Setup Photo 3 (Plastic) – Near Field Power Density Back Side at 2 mm



Test Setup Photo 4 (Metal) – Near Field Power Density Back Side at 2 mm

FCC ID: C3K2095	RF EXPOSURE PART 1 TEST REPORT	Approved by: Technical Manager
DUT Type: Portable Computing Device		APPENDIX H: Page 4 of 5



Test Setup Photo 5 (Plastic) – Near Field Power Density Back Side at 9.95 mm

FCC ID: C3K2095	RF EXPOSURE PART 1 TEST REPORT	Approved by: Technical Manager
DUT Type: Portable Computing Device		APPENDIX H: Page 5 of 5