



APPENDIX D: TEST SETUP PHOTOGRAPHS

FCC ID: C3K2077	PART 2 RF EXPOSURE EVALUATION REPORT	Approved by: Technical Manager
DUT Type: Portable Computing Device		APPENDIX D Page 1 of 9




Test Setup Photo 1 – Conducted Test Setup (Figure 5-1a)




Test Setup Photo 2 – Conducted Test Setup (Figure 5-1a)

FCC ID: C3K2077	PART 2 RF EXPOSURE EVALUATION REPORT	Approved by: Technical Manager
DUT Type: Portable Computing Device		APPENDIX D Page 2 of 9




Test Setup Photo 3 – Conducted Test Setup (Figure 5-1a)




Test Setup Photo 4 – Conducted Test Setup (Figure 5-1a)

FCC ID: C3K2077	PART 2 RF EXPOSURE EVALUATION REPORT	Approved by: Technical Manager
DUT Type: Portable Computing Device		APPENDIX D Page 3 of 9




Test Setup Photo 5 – Conducted Test Setup (Figure 5-1a)




Test Setup Photo 6 – Conducted Test Setup (Figure 5-1b)

FCC ID: C3K2077	PART 2 RF EXPOSURE EVALUATION REPORT	Approved by: Technical Manager
DUT Type: Portable Computing Device		APPENDIX D Page 4 of 9




Test Setup Photo 7 – Conducted Test Setup (Figure 5-1b)




Test Setup Photo 8 – Conducted Test Setup (Figure 5-1c)

FCC ID: C3K2077	PART 2 RF EXPOSURE EVALUATION REPORT	Approved by: Technical Manager
DUT Type: Portable Computing Device		APPENDIX D Page 5 of 9




Test Setup Photo 9 – Conducted Test Setup (Figure 5-1c)




Test Setup Photo 10 – Conducted Test Setup (Figure 5-1a)

FCC ID: C3K2077	PART 2 RF EXPOSURE EVALUATION REPORT	Approved by: Technical Manager
DUT Type: Portable Computing Device		APPENDIX D Page 6 of 9



Test Setup Photo 11 – Conducted Test Setup (Figure 5-1a)




Test Setup Photo 12 – Conducted Test Setup (Figure 5-1d)

FCC ID: C3K2077	PART 2 RF EXPOSURE EVALUATION REPORT	Approved by: Technical Manager
DUT Type: Portable Computing Device		APPENDIX D Page 7 of 9



Test Setup Photo 13 – Tablet, Top Edge at 0 mm – Antenna 1 & 2




Test Setup Photo 14 – Tablet, Top Edge at 0 mm – Antenna 4

FCC ID: C3K2077	PART 2 RF EXPOSURE EVALUATION REPORT	Approved by: Technical Manager
DUT Type: Portable Computing Device		APPENDIX D Page 8 of 9



Test Setup Photo 15 – Tablet, Right Edge at 0 mm – Antenna 7



Test Setup Photo 16 – Tablet, Left Edge at 0 mm – Antenna 4 & 6

FCC ID: C3K2077	PART 2 RF EXPOSURE EVALUATION REPORT	Approved by: Technical Manager
DUT Type: Portable Computing Device		APPENDIX D Page 9 of 9