

DUT and SAR Set-up Photos


Photograph 1: Overall Dimensions

Overall (Length x Width): 239 mm x 329 mm

Overall Diagonal: 405 mm

Display Diagonal: 380 mm

This is a laptop device (overall diagonal dimension of the keyboard and/or display section of a laptop is > 20 cm).



Photograph 2: Front View of the DUT



Photograph 3: Front View of the DUT




Photograph 4: Rear View of the DUT



Conducted TAS Validation

Photograph 5: Time-Varying Test Sequence, Band Switch



Photograph 6: Antenna Switch




Photograph 7: SAR vs SAR



Point-SAR Measurement

Photograph 8: Standalone, Bottom, 0 mm, screen at 90°



Antenna Dimensions & Separation Distances



Chain 1/ Chain B/right antenna

Chain 0/ Chain A/left antenna

Note: Bottom view of DUT – antenna locations are incorporated in the base/keyboard section of the laptop.