




APPENDIX D: TEST SETUP PHOTOGRAPHS


FCC ID: C3K1995	 PART 2 RF EXPOSURE EVALUATION REPORT 	Approved by: Quality Manager
Test Dates: 07/26/2021 – 09/01/2021	DUT Type: Portable Handset	APPENDIX D: Page 1 of 9

© 2021 PCTEST



REV 1.0




Test Setup Photo 1 – Conducted Test Setup (Figure 6-1a)




Test Setup Photo 2 – Conducted Test Setup (Figure 6-1a)



FCC ID: C3K1995	 PART 2 RF EXPOSURE EVALUATION REPORT 	Approved by: Quality Manager
Test Dates: 07/26/2021 – 09/01/2021 © 2021 PCTEST	DUT Type: Portable Handset	APPENDIX D: Page 2 of 9




Test Setup Photo 3 – Conducted Test Setup (Figure 6-1b)






Test Setup Photo 4 – Conducted Test Setup (Figure 6-1c)

FCC ID: C3K1995	 PART 2 RF EXPOSURE EVALUATION REPORT 	Approved by: Quality Manager
Test Dates: 07/26/2021 – 09/01/2021 © 2021 PCTEST	DUT Type: Portable Handset	APPENDIX D: Page 3 of 9





Test Setup Photo 5 – Radiated Power Measurement Setup (Figure 7-1)

FCC ID: C3K1995	 PART 2 RF EXPOSURE EVALUATION REPORT 	Approved by: Quality Manager
Test Dates: 07/26/2021 – 09/01/2021 © 2021 PCTEST	DUT Type: Portable Handset	APPENDIX D: Page 4 of 9 REV 1.0



Test Setup Photo 6 – Power Density Setup Back Side (Figure 7-2)



FCC ID: C3K1995	 PART 2 RF EXPOSURE EVALUATION REPORT 	Approved by: Quality Manager
Test Dates: 07/26/2021 – 09/01/2021	DUT Type: Portable Handset	APPENDIX D: Page 5 of 9
© 2021 PCTEST		REV 1.0



Test Setup Photo 7 – Read, Back Side, South Antenna at 5 mm



Test Setup Photo 8 – Read, Back Side, North Antenna at 5 mm



FCC ID: C3K1995	 PART 2 RF EXPOSURE EVALUATION REPORT 	Approved by: Quality Manager
Test Dates: 07/26/2021 – 09/01/2021 © 2021 PCTEST	DUT Type: Portable Handset	APPENDIX D: Page 6 of 9



Test Setup Photo 9 – Read, Right Edge, North Antenna at 5 mm




Test Setup Photo 10 – Flat, Back Side, North Antenna at 0 mm



FCC ID: C3K1995	 PART 2 RF EXPOSURE EVALUATION REPORT 	Approved by: Quality Manager
Test Dates: 07/26/2021 – 09/01/2021 © 2021 PCTEST	DUT Type: Portable Handset	APPENDIX D: Page 7 of 9




Test Setup Photo 11 – Flat, Back Side, South Antenna at 0 mm





Test Setup Photo 12 – Flip, Front Side, South Antenna at 0 mm

FCC ID: C3K1995	 PART 2 RF EXPOSURE EVALUATION REPORT 	Approved by: Quality Manager
Test Dates: 07/26/2021 – 09/01/2021	DUT Type: Portable Handset	APPENDIX D: Page 8 of 9



Test Setup Photo 13 – Flat, Right Edge, South Antenna at 0 mm

FCC ID: C3K1995	 PART 2 RF EXPOSURE EVALUATION REPORT 	Approved by: Quality Manager
Test Dates: 07/26/2021 – 09/01/2021	DUT Type: Portable Handset	APPENDIX D: Page 9 of 9