



MEASUREMENT REPORT

FCC PART 15.407 UNII

Applicant Name:
Microsoft Corporation
One Microsoft Way
Redmond, WA 98052
United States


Date of Testing:
05/20/2021 - 09/08/2021
Test Site/Location:
PCTEST Lab. Columbia, MD, USA
Test Report Serial No.:
1M2105060048-14.C3K

FCC ID:	C3K1995
IC:	3048A-1995
APPLICANT:	Microsoft Corporation

Application Type:	Certification
Model/HVIN:	1995
EUT Type:	Portable Handset
Frequency Range:	5180 – 5825MHz
Modulation Type:	OFDM
FCC Classification:	Unlicensed National Information Infrastructure (UNII)
FCC Rule Part(s):	Part 15 Subpart E (15.407)
ISED Specification:	RSS-247 Issue 2
Test Procedure(s):	ANSI C63.10-2013, KDB 789033 D02 v02r01, KDB 662911 D01 v02r01

This equipment has been shown to be capable of compliance with the applicable technical standards as indicated in the measurement report and was tested in accordance with the measurement procedures specified in ANSI C63.10-2013 and KDB 789033 D02 v02r01. Test results reported herein relate only to the item(s) tested.

I attest to the accuracy of data. All measurements reported herein were performed by me or were made under my supervision and are correct to the best of my knowledge and belief. I assume full responsibility for the completeness of these measurements and vouch for the qualifications of all persons taking them.



Randy Ortanez
President

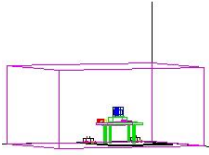


FCC ID: C3K1995 IC: 3048A-1995		MEASUREMENT REPORT (CERTIFICATION)		Approved by: Technical Manager
Test Report S/N: 1M2105060048-14.C3K	Test Dates: 05/20/2021 - 09/08/2021	EUT Type: Portable Handset		Page 1 of 336

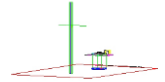
T A B L E O F C O N T E N T S

1.0	INTRODUCTION	4
1.1	Scope.....	4
1.2	PCTEST Test Location	4
1.3	Test Facility / Accreditations	4
2.0	PRODUCT INFORMATION.....	5
2.1	Equipment Description.....	5
2.2	Device Capabilities	5
2.3	Antenna Description.....	8
2.4	Test Configuration	8
2.5	Software and Firmware.....	8
2.6	EMI Suppression Device(s)/Modifications.....	8
3.0	DESCRIPTION OF TESTS	9
3.1	Evaluation Procedure.....	9
3.2	AC Line Conducted Emissions	9
3.3	Radiated Emissions	10
3.4	Environmental Conditions	10
4.0	ANTENNA REQUIREMENTS	11
5.0	MEASUREMENT UNCERTAINTY	12
6.0	TEST EQUIPMENT CALIBRATION DATA.....	13
7.0	TEST RESULTS.....	14
7.1	Summary	14
7.2	26dB Bandwidth Measurement – 802.11a/n/ac/ax	15
7.3	6dB Bandwidth Measurement – 802.11a/n/ac/ax	74
7.4	UNII Output Power Measurement – 802.11a/n/ac/ax.....	91
7.5	Maximum Power Spectral Density – 802.11a/n/ac/ax.....	100
7.6	Radiated Spurious Emission Measurements – Above 1GHz	248
7.6.1	SISO SOUTH Radiated Spurious Emission Measurements	251
7.6.2	SISO NORTH Radiated Spurious Emission Measurements	262
7.6.3	MIMO Radiated Spurious Emission Measurements.....	273
7.6.4	Simultaneous Tx Radiated Spurious Emissions Measurements	284
7.6.5	SISO SOUTH Radiated Band Edge Measurements (20MHz BW)	302
7.6.6	SISO SOUTH Radiated Band Edge Measurements (40MHz BW)	304
7.6.7	SISO SOUTH Radiated Band Edge Measurements (80MHz BW)	306
7.6.8	SISO SOUTH Radiated Band Edge Measurements (160MHz BW)	308
7.6.9	SISO NORTH Radiated Band Edge Measurements (20MHz BW)	310
7.6.10	SISO NORTH Radiated Band Edge Measurements (40MHz BW)	312
7.6.11	SISO NORTH Radiated Band Edge Measurements (80MHz BW)	314
7.6.12	SISO NORTH Radiated Band Edge Measurements (160MHz BW)	316
7.6.13	MIMO Radiated Band Edge Measurements (20MHz BW).....	318
7.6.14	MIMO Radiated Band Edge Measurements (40MHz BW).....	320
7.6.15	MIMO Radiated Band Edge Measurements (80MHz BW).....	322
7.6.16	MIMO Radiated Band Edge Measurements (160MHz BW).....	324
7.7	Radiated Spurious Emissions Measurements – Below 1GHz.....	326
7.8	Line-Conducted Test Data.....	330
8.0	CONCLUSION	336

FCC ID: C3K1995 IC: 3048A-1995		 Proud to be part of 	MEASUREMENT REPORT (CERTIFICATION)		Approved by: Technical Manager
Test Report S/N: 1M2105060048-14.C3K	Test Dates: 05/20/2021 - 09/08/2021	EUT Type: Portable Handset	Page 2 of 336		



MEASUREMENT REPORT



UNII Band	Channel Bandwidth (MHz)	Tx Frequency (MHz)	SOUTH		NORTH		MIMO	
			Max. Power (mW)	Max. Power (dBm)	Max. Power (mW)	Max. Power (dBm)	Max. Power (mW)	Max. Power (dBm)
1	20	5180 - 5240	21.878	13.40	22.336	13.49	32.509	15.12
2A		5260 - 5320	61.802	17.91	60.534	17.82	119.674	20.78
2C		5500 - 5700	62.806	17.98	60.117	17.79	110.917	20.45
3		5745 - 5825	61.802	17.91	59.704	17.76	110.408	20.43
1	40	5190 - 5230	35.237	15.47	33.963	15.31	41.591	16.19
2A		5270 - 5310	50.699	17.05	52.602	17.21	107.152	20.30
2C		5510 - 5670	55.590	17.45	56.105	17.49	106.170	20.26
3		5755 - 5795	44.566	16.49	44.463	16.48	80.910	19.08
1	80	5210	34.914	15.43	35.400	15.49	37.154	15.70
2A		5290	21.135	13.25	22.336	13.49	37.931	15.79
2C		5530 - 5690	44.055	16.44	43.053	16.34	81.096	19.09
3		5775	43.551	16.39	42.462	16.28	76.913	18.86
1	160	5250	21.528	13.33	22.542	13.53	42.954	16.33
2B		5570	27.416	14.38	25.177	14.01	43.251	16.36

EUT Overview

FCC ID: C3K1995 IC: 3048A-1995		MEASUREMENT REPORT (CERTIFICATION)		Approved by: Technical Manager
Test Report S/N: 1M2105060048-14.C3K	Test Dates: 05/20/2021 - 09/08/2021	EUT Type: Portable Handset	Page 3 of 336	

1.0 INTRODUCTION

1.1 Scope

Measurement and determination of electromagnetic emissions (EMC) of radio frequency devices including intentional and/or unintentional radiators for compliance with the technical rules and regulations of the Federal Communications Commission and the Innovation, Science and Economic Development Canada.

1.2 PCTEST Test Location

These measurement tests were conducted at the PCTEST facility located at 7185 Oakland Mills Road, Columbia, MD 21046. The measurement facility is compliant with the test site requirements specified in ANSI C63.4-2014.

1.3 Test Facility / Accreditations

Measurements were performed at PCTEST located in Columbia, MD 21046, U.S.A.

- PCTEST is an ISO 17025-2017 accredited test facility under the American Association for Laboratory Accreditation (A2LA) with Certificate number 2041.01 for Specific Absorption Rate (SAR), Hearing Aid Compatibility (HAC) testing, where applicable, and Electromagnetic Compatibility (EMC) testing for FCC and Innovation, Science, and Economic Development Canada rules.
- PCTEST TCB is a Telecommunication Certification Body (TCB) accredited to ISO/IEC 17065-2012 by A2LA (Certificate number 2041.03) in all scopes of FCC Rules and ISSED Standards (RSS).
- PCTEST facility is a registered (2451B) test laboratory with the site description on file with ISSED.

FCC ID: C3K1995 IC: 3048A-1995		MEASUREMENT REPORT (CERTIFICATION)		Approved by: Technical Manager
Test Report S/N: 1M2105060048-14.C3K	Test Dates: 05/20/2021 - 09/08/2021	EUT Type: Portable Handset		Page 4 of 336

2.0 PRODUCT INFORMATION

2.1 Equipment Description

The Equipment Under Test (EUT) is the **Microsoft Corporation Portable Handset FCC ID: C3K1995 IC: 3048A-1995**. The test data contained in this report pertains only to the emissions due to the EUT's UNII transmitter.

Test Device Serial No.: 46047, 47888, 48944, 46245

2.2 Device Capabilities

This device contains the following capabilities:

850/1900 GSM/GPRS, 850/1900 WCDMA/HSPA, Multi-band LTE, Multi-band 5G NR, 802.11b/g/n/ax WLAN, 802.11a/n/ac/ax UNII (5GHz), Bluetooth (1x, EDR, LE), NFC

Band 1		Band 2A		Band 2C		Band 3	
Ch.	Frequency (MHz)	Ch.	Frequency (MHz)	Ch.	Frequency (MHz)	Ch.	Frequency (MHz)
36	5180	52	5260	100	5500	149	5745
:	:	:	:	:	:	:	:
42	5210	56	5280	120	5600	157	5785
:	:	:	:	:	:	:	:
48	5240	64	5320	144	5720	165	5825

Table 2-1. 802.11a / 802.11n / 802.11ac / 802.11ax (20MHz) Frequency / Channel Operations

Band 1		Band 2A		Band 2C		Band 3	
Ch.	Frequency (MHz)	Ch.	Frequency (MHz)	Ch.	Frequency (MHz)	Ch.	Frequency (MHz)
38	5190	54	5270	102	5510	151	5755
:	:	:	:	:	:	:	:
46	5230	62	5310	118	5590	159	5795
				:	:		
				142	5710		

Table 2-2. 802.11n / 802.11ac / 802.11ax (40MHz BW) Frequency / Channel Operations

Band 1		Band 2A		Band 2C		Band 3	
Ch.	Frequency (MHz)	Ch.	Frequency (MHz)	Ch.	Frequency (MHz)	Ch.	Frequency (MHz)
42	5210	58	5290	106	5530	155	5775

Table 2-3. 802.11ac / 802.11ax (80MHz BW) Frequency / Channel Operations

Band 1/2A		Band 2C	
Ch.	Frequency (MHz)	Ch.	Frequency (MHz)
50	5250	114	5570

Table 2-4. 802.11ac / 802.11ax (160MHz BW) Frequency / Channel Operations

FCC ID: C3K1995 IC: 3048A-1995		MEASUREMENT REPORT (CERTIFICATION)		Approved by: Technical Manager
Test Report S/N: 1M2105060048-14.C3K	Test Dates: 05/20/2021 - 09/08/2021	EUT Type: Portable Handset		Page 5 of 336

Notes:

- 5GHz NII operation is possible in 20MHz, and 40MHz, and 80MHz channel bandwidths. The maximum achievable duty cycles for all modes were determined based on measurements performed on a spectrum analyzer in zero-span mode with RBW = 8MHz, VBW = 50MHz, and detector = peak per the guidance of Section B)2)b) of ANSI C63.10-2013 and KDB 789033 D02 v02r01. The RBW and VBW were both greater than 50/T, where T is the minimum transmission duration, and the number of sweep points across T was greater than 100. The duty cycles are as follows:

802.11 Mode/Band		ANT1	ANT2	MIMO
		Duty Cycle [%]	Duty Cycle [%]	Duty Cycle [%]
5GHz	a	99.1	99.2	99.1
	n (HT20)	99.7	99.7	99.7
	ac (VHT20)	99.7	99.7	99.6
	ax (HE20)	99.6	99.7	99.7
	n (HT40)	99.4	99.0	99.3
	ac (VHT40)	99.4	99.4	99.5
	ax (HE40)	99.6	99.4	99.4
	ac (VHT80)	99.4	99.6	99.5
	ax (HE80)	99.4	99.4	99.6
	ac (HT160)	99.4	99.5	99.1
	ax (HE160)	99.5	99.5	99.5

Table 2-5. Measured Duty Cycles

- The device employs MIMO technology. Below are the possible configurations.

WiFi Configurations		SISO		SDM		CDD	
		SOUTH	NORTH	SOUTH	NORTH	SOUTH	NORTH
2.4GHz	11a	✓	✓	✓	✓	✓	✓
	11n	✓	✓	✓	✓	✓	✓
	11ac	✓	✓	✓	✓	✓	✓
	11ax	✓	✓	✓	✓	✓	✓

Table 2-6. Frequency / Channel Operations

✓ = Support ; ✗ = NOT Support

SISO = Single Input Single Output

SDM = Spatial Diversity Multiplexing – MIMO function

CDD = Cyclic Delay Diversity – 2Tx Function

FCC ID: C3K1995 IC: 3048A-1995		MEASUREMENT REPORT (CERTIFICATION)		Approved by: Technical Manager
Test Report S/N: 1M2105060048-14.C3K	Test Dates: 05/20/2021 - 09/08/2021	EUT Type: Portable Handset	Page 6 of 336	

This device supports simultaneous transmission operation, which allows for two SISO channels to operate independently of one another in the 2.4GHz and 5GHz bands simultaneously on each antenna. The following tables show the worst-case configurations determined during testing.

Configuration 1: SOUTH transmitting in 2.4GHz mode and NORTH in 5GHz mode

Description	2.4 GHz Emission	5 GHz Emission
Antenna	South	North
Channel	1	120
Operating Frequency (MHz)	2412	5600
Data Rate (Mbps)	1	6
Mode	b	a

Table 2-7. Config-1 (5GHz NORTH & 2.4GHz SOUTH)

Configuration 2: SOUTH transmitting in 5GHz mode and NORTH in 2.4GHz mode

Description	2.4 GHz Emission	5 GHz Emission
Antenna	North	South
Channel	1	120
Operating Frequency (MHz)	2412	5600
Data Rate (Mbps)	1	6
Mode	b	a

Table 2-8. Config-2 (5GHz SOUTH & 2.4GHz NORTH)

Configuration 3: SOUTH and NORTH both transmitting in 2.4GHz and 5GHz modes simultaneously


Description	2.4 GHz Emission	5 GHz Emission
Antenna	North, South	North, South
Channel	6	120
Operating Frequency (MHz)	2437	5600
Data Rate (Mbps)	1	6
Mode	b	a

Table 2-9. Config-3 (2.4GHz MIMO & 5GHz MIMO)

Configuration 4: SOUTH transmitting BT, NORTH transmitting 2.4GHz, and 5GHz transmitting MIMO simultaneously

Description	BT transmission	2.4 GHz Emission	5 GHz Emission
Antenna	South	North	North, South
Channel	78	1	100
Operating Frequency (MHz)	2480	2412	5500
Data Rate (Mbps)	1	6	6
Mode	n/a	g	a

Table 2-10. Config-4 (BT SOUTH, 2.4GHz NORTH, 5GHz MIMO)

FCC ID: C3K1995 IC: 3048A-1995	 PCTEST Proud to be part of 	MEASUREMENT REPORT (CERTIFICATION)	 Microsoft	Approved by: Technical Manager
Test Report S/N: 1M2105060048-14.C3K	Test Dates: 05/20/2021 - 09/08/2021	EUT Type: Portable Handset	Page 7 of 336	

Configuration 5: NORTH transmitting BT, SOUTH transmitting 2.4GHz, and 5GHz transmitting MIMO simultaneously

Description	BT transmission	2.4 GHz Emission	5 GHz Emission
Antenna	North	South	North, South
Channel	78	1	100
Operating Frequency (MHz)	2480	2412	5500
Data Rate (Mbps)	1	6	6
Mode	n/a	g	a

Table 2-11. Config-5 (BT NORTH, 2.4GHz SOUTH, 5GHz MIMO)

2.3 Antenna Description

Following antenna was used for the testing.

Frequency [GHz]	South Antenna Gain (dBi)	North Antenna Gain (dBi)
5.15 – 5.25	6.2	-2.1
5.25 – 5.35	6.3	-0.8
5.47 – 5.725	5.6	0.4
5.725 – 5.85	3.6	-0.3

Table 2-12. Antenna Peak Gain

2.4 Test Configuration

The EUT was tested per the guidance of KDB 789033 D02 v02r01. ANSI C63.10-2013 was used to reference the appropriate EUT setup for radiated spurious emissions testing and AC line conducted testing. See Sections 3.2 for AC line conducted emissions test setups, 3.3 for radiated emissions test setups, and 7.2, 7.3, 7.4, and 7.5 for antenna port conducted emissions test setups.

This device supports open and closed configurations. Multiple angles are tested and the worst case radiated emissions data is shown in the report.

2.5 Software and Firmware

The test was conducted with firmware version 2021.509.3 installed on the EUT.

2.6 EMI Suppression Device(s)/Modifications

No EMI suppression device(s) were added and/or no modifications were made during testing.

FCC ID: C3K1995 IC: 3048A-1995		MEASUREMENT REPORT (CERTIFICATION)		Approved by: Technical Manager
Test Report S/N: 1M2105060048-14.C3K	Test Dates: 05/20/2021 - 09/08/2021	EUT Type: Portable Handset		Page 8 of 336

3.0 DESCRIPTION OF TESTS

3.1 Evaluation Procedure

The measurement procedures described in the American National Standard of Procedures for Compliance Testing of Unlicensed Wireless Devices (ANSI C63.10-2013) and the guidance provided in KDB 789033 D02 v02r01 were used in the measurement of the EUT.

Deviation from measurement procedure.....None

3.2 AC Line Conducted Emissions

The line-conducted facility is located inside a 10'x16'x9' shielded enclosure. The shielded enclosure is manufactured by ETS Lindgren RF Enclosures. The shielding effectiveness of the shielded room is in accordance with MIL-Std-285 or NSA 65-5. A 1m x 1.5m wooden table 80cm high is placed 40cm away from the vertical wall and 80cm away from the sidewall of the shielded room. Two 10kHz-30MHz, 50Ω/50μH Line-Impedance Stabilization Networks (LISNs) are bonded to the shielded room floor. Power to the LISNs is filtered by external high-current high-insertion loss power line filters. The external power line filter is an ETS Lindgren Model LPRX-4X30 (100dB Attenuation, 14kHz-18GHz) and the two EMI/RFI filters are ETS Lindgren Model LRW-2030-S1 (100dB Minimum Insertion Loss, 14kHz – 10GHz). These filters attenuate ambient signal noise from entering the measurement lines. These filters are also bonded to the shielded enclosure.

The EUT is powered from one LISN and the support equipment is powered from the second LISN. If the EUT is a DC-powered device, power will be derived from the source power supply it normally will be powered from and this supply line(s) will be connected to the second LISN. All interconnecting cables more than 1 meter were shortened to a 1 meter length by non-inductive bundling (serpentine fashion) and draped over the back edge of the test table. All cables were at least 40cm above the horizontal reference groundplane. Power cables for support equipment were routed down to the second LISN while ensuring that that cables were not draped over the second LISN.

Sufficient time for the EUT, support equipment, and test equipment was allowed in order for them to warm up to their normal operating condition. The RF output of the LISN was connected to the spectrum analyzer and exploratory measurements were made to determine the frequencies producing the maximum emission from the EUT. The spectrum was scanned from 150kHz to 30MHz with a spectrum analyzer. The detector function was set to peak mode for exploratory measurements while the bandwidth of the analyzer was set to 10kHz. The EUT, support equipment, and interconnecting cables were arranged and manipulated to maximize each emission. Once the worst case emissions have been identified, the one EUT cable configuration/arrangement and mode of operation that produced these emissions is used for final measurements on the same test site. The analyzer is set to CISPR quasi-peak and average detectors with a 9kHz resolution bandwidth for final measurements.

Line conducted emissions test results are shown in Section 7.8. The EMI Receiver mode of the Agilent MXE was used to perform AC line conducted emissions testing.

FCC ID: C3K1995 IC: 3048A-1995		MEASUREMENT REPORT (CERTIFICATION)		Approved by: Technical Manager
Test Report S/N: 1M2105060048-14.C3K	Test Dates: 05/20/2021 - 09/08/2021	EUT Type: Portable Handset		Page 9 of 336

3.3 Radiated Emissions

The radiated test facilities consisted of an indoor 3 meter semi-anechoic chamber used for final measurements and exploratory measurements, when necessary. The measurement area is contained within the semi-anechoic chamber which is shielded from any ambient interference. The test site inside the chamber is a 6m x 5.2m elliptical, obstruction-free area in accordance with Figure 5.7 of Clause 5 in ANSI C63.4-2014. Absorbers are arranged on the floor between the turn table and the antenna mast in such a way so as to maximize the reduction of reflections for measurements above 1GHz. An 80cm tall test table made of Styrodur is placed on top of the turn table. For measurements above 1GHz, an additional Styrodur pedestal is placed on top of the test table to bring the total table height to 1.5m.

For all measurements, the spectrum was scanned through all EUT azimuths and from 1 to 4 meter receive antenna height using a broadband antenna from 30MHz up to the upper frequency shown in 15.33 depending on the highest frequency generated or used in the device or on which the device operates or tunes. For frequencies above 1GHz, linearly polarized double ridge horn antennas were used. For frequencies below 30MHz, a calibrated loop antenna was used. When exploratory measurements were necessary, they were performed at 1 meter test distance inside the semi-anechoic chamber using broadband antennas, broadband amplifiers, and spectrum analyzers to determine the frequencies and modes producing the maximum emissions. Sufficient time for the EUT, support equipment, and test equipment was allowed in order for them to warm up to their normal operating condition. The test set-up was placed on top of the 1 x 1.5 meter table. The EUT, support equipment, and interconnecting cables were arranged and manipulated to maximize each emission. Appropriate precaution was taken to ensure that all emissions from the EUT were maximized and investigated. The system configuration, mode of operation, turntable azimuth, and receive antenna height was noted for each frequency found.

Final measurements were made in the semi-anechoic chamber using calibrated, linearly polarized broadband and horn antennas. The test setup was configured to the setup that produced the worst case emissions. The spectrum analyzer was set to investigate all frequencies required for testing to compare the highest radiated disturbances with respect to the specified limits. The turntable containing the EUT was rotated through 360 degrees and the height of the receive antenna was varied 1 to 4 meters and stopped at the azimuth and height producing the maximum emission. Each emission was maximized by changing the orientation of the EUT through three orthogonal planes and changing the polarity of the receive antenna, whichever produced the worst-case emissions.

All radiated measurements are performed in a chamber that meets the site requirements per ANSI C63.4-2014. Additionally, radiated emissions below 30MHz are also validated on an Open Area Test Site to assert correlation with the chamber measurements per the requirements of KDB 474788 D01.

3.4 Environmental Conditions

The temperature is controlled within range of 15°C to 35°C. The relative humidity is controlled within range of 10% to 75%. The atmospheric pressure is monitored within the range 86-106kPa (860-1060mbar).

FCC ID: C3K1995 IC: 3048A-1995		MEASUREMENT REPORT (CERTIFICATION)		Approved by: Technical Manager
Test Report S/N: 1M2105060048-14.C3K	Test Dates: 05/20/2021 - 09/08/2021	EUT Type: Portable Handset		Page 10 of 336

4.0 ANTENNA REQUIREMENTS

Excerpt from §15.203 of the FCC Rules/Regulations:

“An intentional radiator antenna shall be designed to ensure that no antenna other than that furnished by the responsible party can be used with the device. The use of a permanently attached antenna or of an antenna that uses a unique coupling to the intentional radiator shall be considered sufficient to comply with the provisions of this section.”

- The antennas of the EUT are **permanently attached**.
- There are no provisions for connection to an external antenna.

Conclusion:

The EUT complies with the requirement of §15.203.

FCC ID: C3K1995 IC: 3048A-1995	 Proud to be part of 	MEASUREMENT REPORT (CERTIFICATION)		Approved by: Technical Manager
Test Report S/N: 1M2105060048-14.C3K	Test Dates: 05/20/2021 - 09/08/2021	EUT Type: Portable Handset		Page 11 of 336

5.0 MEASUREMENT UNCERTAINTY

The measurement uncertainties shown below were calculated in accordance with the requirements of ANSI C63.10-2013. All measurement uncertainty values are shown with a coverage factor of $k = 2$ to indicate a 95% level of confidence. The measurement uncertainty shown below meets or exceeds the U_{CISPR} measurement uncertainty values specified in CISPR 16-4-2 and, thus, can be compared directly to specified limits to determine compliance.

Contribution	Expanded Uncertainty (\pm dB)
Conducted Bench Top Measurements	1.13
Line Conducted Disturbance	3.09
Radiated Disturbance (<1GHz)	4.98
Radiated Disturbance (>1GHz)	5.07
Radiated Disturbance (>18GHz)	5.09

FCC ID: C3K1995 IC: 3048A-1995	 PCTEST Proud to be part of 	MEASUREMENT REPORT (CERTIFICATION)	 Microsoft	Approved by: Technical Manager
Test Report S/N: 1M2105060048-14.C3K	Test Dates: 05/20/2021 - 09/08/2021	EUT Type: Portable Handset		Page 12 of 336

6.0 TEST EQUIPMENT CALIBRATION DATA

Test Equipment Calibration is traceable to the National Institute of Standards and Technology (NIST). Measurements antennas used during testing were calibrated in accordance to the requirements of ANSI C63.5-2017.

Manufacturer	Model	Description	Cal Date	Cal Interval	Cal Due	Serial Number
-	WL25-1	Conducted Cable Set (25GHz)	2/23/2021	Annual	2/23/2022	WL25-1
-	WL40-1	WLAN Cable Set (40GHz)	2/23/2021	Annual	2/23/2022	WL40-1
-	WL25-2	WLAN Cable Set (25GHz)	2/23/2021	Annual	2/23/2022	WL25-2
-	WL25-3	Conducted Cable Set (25GHz)	3/12/2021	Annual	3/12/2022	WL25-3
-	WL40-2	WLAN Cable Set (40GHz)	3/12/2021	Annual	3/12/2022	WL40-2
Anritsu	ML2495A	Power Meter	1/18/2021	Annual	1/18/2022	941001
Anritsu	MA2411B	Pulse Power Sensor	2/5/2021	Annual	2/5/2022	846215
Anritsu	MS46322A	Vector Network Analyzer	11/6/2020	Annual	11/6/2021	1521001
Anritsu	36585K-2F	Precision Autocal 2-Port	10/24/2020	Annual	10/24/2021	1628014
Com-Power	AL-130	9kHz - 30MHz Loop Antenna	10/10/2019	Biennial	10/10/2021	121034
Emco	3115	Horn Antenna (1-18GHz)	6/18/2020	Biennial	6/18/2022	9704-5182
Emco	3116	Horn Antenna (18 - 40GHz)	7/20/2021	Biennial	7/20/2023	9203-2178
ETS-Lindgren	3816/2NM	LISN	7/9/2020	Biennial	7/9/2022	114451
ETS-Lindgren	3115	Double Ridged Guide Horn 750MHz - 18GHz	3/12/2020	Biennial	3/12/2022	150693
Keysight Technologies	N9020A	MXA Signal Analyzer	8/14/2020	Annual	8/14/2021	US46470561
Keysight Technologies	N9038A	MXE EMI Receiver	8/11/2020	Annual	8/11/2021	MY51210133
Keysight Technologies	N9030A	PXA Signal Analyzer (44GHz)	8/17/2020	Annual	8/17/2021	MY52350166
Keysight Technologies	N9020A	MXA Signal Analyzer	9/22/2020	Annual	9/22/2021	MY54500644
Pasternack	NMLC-2	Line Conducted Emissions Cable (NM)	2/25/2021	Annual	2/25/2022	NMLC-2
Rohde & Schwarz	ESU26	EMI Test Receiver (26.5GHz)	8/3/2021	Annual	8/3/2022	100342
Rohde & Schwarz	ESU40	EMI Test Receiver (40GHz)	5/25/2021	Annual	5/25/2022	100348
Rohde & Schwarz	FSW67	Signal / Spectrum Analyzer	8/10/2020	Annual	8/10/2021	103200
Solar Electronics	8012-50-R-24-BNC	Line Impedance Stabilization Network	10/1/2019	Biennial	10/1/2021	310233
Sunol	DRH-118	Horn Antenna (1-18 GHz)	8/27/2019	Biennial	8/27/2021	A042511
Sunol Science	JB5	Bi-Log Antenna (30M - 5GHz)	7/27/2020	Biennial	7/27/2022	A051107

Table 6-1. Annual Test Equipment Calibration Schedule

Note:

For equipment listed above that has a calibration date or calibration due date that falls within the test date range, care was taken to ensure that this equipment was used after the calibration date and before the calibration due date.

FCC ID: C3K1995 IC: 3048A-1995		MEASUREMENT REPORT (CERTIFICATION)		Approved by: Technical Manager
Test Report S/N: 1M2105060048-14.C3K	Test Dates: 05/20/2021 - 09/08/2021	EUT Type: Portable Handset		Page 13 of 336

7.0 TEST RESULTS

7.1 Summary

Company Name: Microsoft Corporation
FCC ID: C3K1995
IC: 3048A-1995
FCC Classification: Unlicensed National Information Infrastructure (UNII)

FCC Part Section(s)	RSS Section(s)	Test Description	Test Limit	Test Condition	Test Result	Reference
N/A	RSS-Gen [6.6]	26dB Bandwidth	N/A	CONDUCTED	PASS	Section 7.2
15.407(e)	RSS-Gen [6.6]	6dB Bandwidth	>500kHz(5725-5850MHz)	CONDUCTED	PASS	Section 7.3
15.407 (a.1.iv), (a.2), (a.3)	RSS-247 [6.2]	Maximum Conducted Output Power	Maximum conducted powers must meet the limits detailed in 15.407 (a) (RSS-247 [6.2])	CONDUCTED	PASS	Section 7.4
15.407 (a.1.iv), (a.2), (a.3)	RSS-247 [6.2]	Maximum Power Spectral Density	Maximum power spectral density must meet the limits detailed in 15.407 (a) (RSS-247 [6.2])	CONDUCTED	PASS	Section 7.5
15.407(h)	RSS-247 [6.3]	Dynamic Frequency Selection	See DFS Test Report	CONDUCTED	PASS	See DFS Test Report
15.407(b.1), (2), (3), (4)	RSS-247 [6.2]	Undesirable Emissions	Undesirable emissions must meet the limits detailed in 15.407(b) (RSS-247 [6.2])	RADIATED	PASS	Section 7.6, 7.7
15.205, 15.407(b.1), (4), (5), (6)	RSS-Gen [8.9]	General Field Strength Limits (Restricted Bands and Radiated Emission Limits)	Emissions in restricted bands must meet the radiated limits detailed in 15.209 (RSS-Gen [8.9])		PASS	Section 7.6, 7.7
15.407	RSS-Gen [8.8]	AC Conducted Emissions 150kHz – 30MHz	< FCC 15.207 (RSS-Gen [8.8]) limits	LINE CONDUCTED	PASS	Section 7.8

Table 7-1. Summary of Test Results

Notes:

- 1) All channels, modes, and modulations/data rates were investigated among all UNII bands. The test results shown in the following sections represent the worst case emissions.
- 2) The analyzer plots shown in this section were all taken with a correction table loaded into the analyzer. The correction table was used to account for the losses of the cables and attenuators used as part of the system to connect the EUT to the analyzer at all frequencies of interest.
- 3) All antenna port conducted emissions testing was performed on a test bench with the antenna port of the EUT connected to the spectrum analyzer through calibrated cables and attenuators.
- 4) For conducted spurious emissions, automated test software was used to measure emissions and capture the corresponding plots necessary to show compliance. The measurement software utilized is PCTEST "UNII Automation," Version 4.7.
- 5) For radiated band edge, automated test software was used to measure emissions and capture the corresponding plots necessary to show compliance. The measurement software utilized is PCTEST "Chamber Automation," Version 1.3.1.

FCC ID: C3K1995 IC: 3048A-1995		MEASUREMENT REPORT (CERTIFICATION)		Approved by: Technical Manager
Test Report S/N: 1M2105060048-14.C3K	Test Dates: 05/20/2021 - 09/08/2021	EUT Type: Portable Handset	Page 14 of 336	

7.2 26dB Bandwidth Measurement – 802.11a/n/ac/ax RSS-Gen [6.2]

Test Overview and Limit

The bandwidth at 26dB down from the highest in-band spectral density is measured with a spectrum analyzer connected to the antenna terminal while the EUT is operating at its maximum duty cycle, at its maximum power control level, as defined in ANSI C63.10-2013 and KDB 789033 D02 v02r01, and at the appropriate frequencies. The spectrum analyzer's bandwidth measurement function is configured to measure the 26dB bandwidth.

The 26dB bandwidth is used to determine the conducted power limits.

Test Procedure Used

ANSI C63.10-2013 – Section 12.4
KDB 789033 D02 v02r01 – Section C

Test Settings

1. The signal analyzers' automatic bandwidth measurement capability was used to perform the 26dB bandwidth measurement. The "X" dB bandwidth parameter was set to $X = 26$. The automatic bandwidth measurement function also has the capability of simultaneously measuring the 99% occupied bandwidth. The bandwidth measurement was not influenced by any intermediate power nulls in the fundamental emission.
2. RBW = approximately 1% of the emission bandwidth
3. VBW $\geq 3 \times$ RBW
4. Detector = Peak
5. Trace mode = max hold

Test Setup

The EUT and measurement equipment were set up as shown in the diagram below.



Figure 7-1. Test Instrument & Measurement Setup

Test Notes

None.

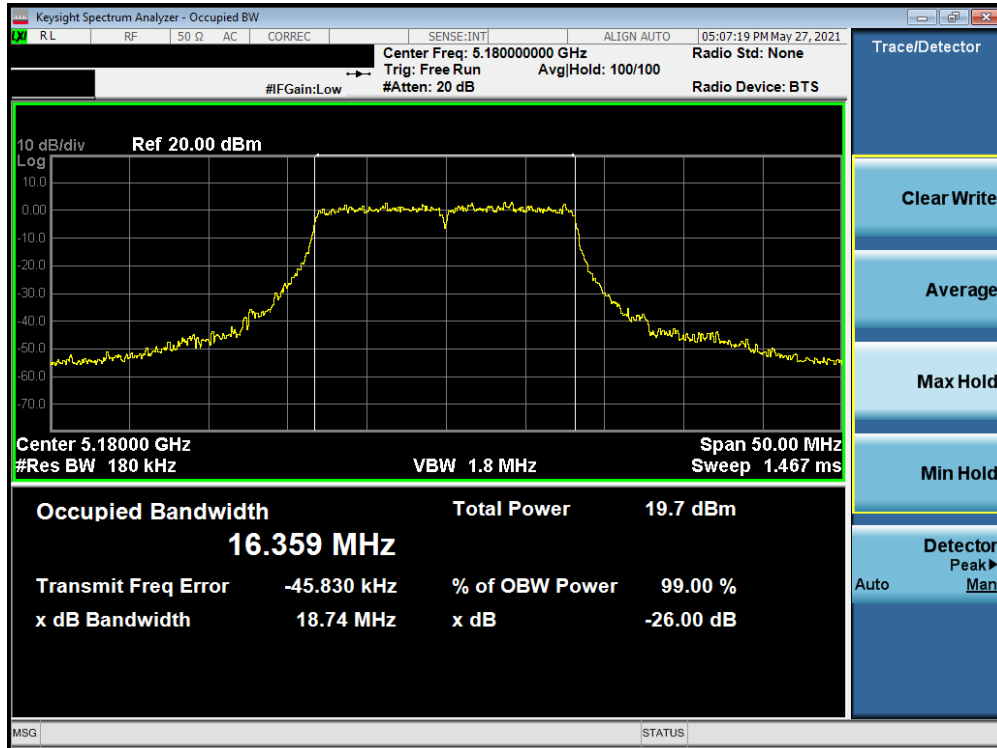
FCC ID: C3K1995 IC: 3048A-1995	PCTEST Proud to be part of element	MEASUREMENT REPORT (CERTIFICATION)	Microsoft	Approved by: Technical Manager
Test Report S/N: 1M2105060048-14.C3K	Test Dates: 05/20/2021 - 09/08/2021	EUT Type: Portable Handset		Page 15 of 336

SISO SOUTH 26 dB Bandwidth Measurements

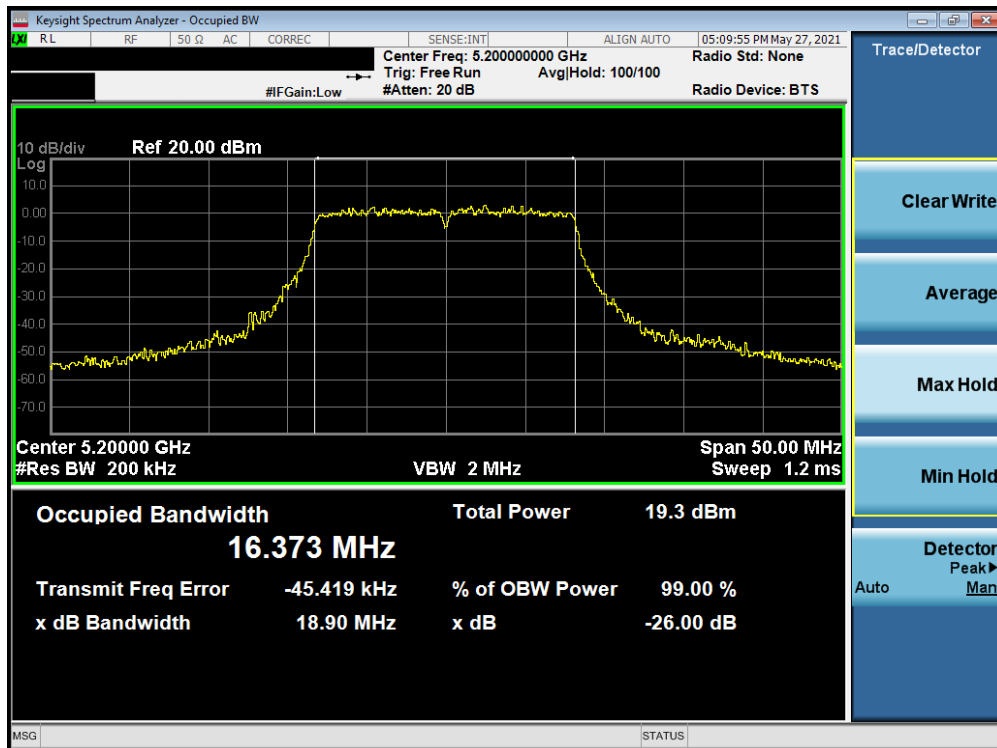
	Frequency [MHz]	Channel No.	802.11 Mode	Data Rate [Mbps]	Measured 26dB Bandwidth [MHz]
Band 1	5180	36	a	6	18.74
	5200	40	a	6	18.90
	5240	48	a	6	18.72
	5180	36	n (20MHz)	6.5/7.2 (MCS0)	20.05
	5200	40	n (20MHz)	6.5/7.2 (MCS0)	19.89
	5240	48	n (20MHz)	6.5/7.2 (MCS0)	20.33
	5180	36	ax (20MHz)	6.5/7.2 (MCS0)	20.72
	5200	40	ax (20MHz)	6.5/7.2 (MCS0)	20.94
	5240	48	ax (20MHz)	6.5/7.2 (MCS0)	20.80
	5190	38	n (40MHz)	13.5/15 (MCS0)	39.07
	5230	46	n (40MHz)	13.5/15 (MCS0)	39.07
	5190	38	ax (40MHz)	13.5/15 (MCS0)	39.86
	5230	46	ax (40MHz)	13.5/15 (MCS0)	39.97
	5210	42	ac (80MHz)	29.3/32.5 (MCS0)	81.19
	5210	42	ax (80MHz)	29.3/32.5 (MCS0)	81.48
Band 1/2A	5250	50	ac (160MHz)	58.5/65 (MCS0)	164.40
	5250	50	ax (160MHz)	58.5/65 (MCS0)	165.10
Band 2A	5260	52	a	6	18.92
	5280	56	a	6	18.69
	5320	64	a	6	18.67
	5260	52	n (20MHz)	6.5/7.2 (MCS0)	20.28
	5280	56	n (20MHz)	6.5/7.2 (MCS0)	19.97
	5320	64	n (20MHz)	6.5/7.2 (MCS0)	20.07
	5260	52	ax (20MHz)	6.5/7.2 (MCS0)	20.78
	5280	56	ax (20MHz)	6.5/7.2 (MCS0)	20.84
	5320	64	ax (20MHz)	6.5/7.2 (MCS0)	20.85
	5270	54	n (40MHz)	13.5/15 (MCS0)	38.76
	5310	62	n (40MHz)	13.5/15 (MCS0)	39.40
	5270	54	ax (40MHz)	13.5/15 (MCS0)	40.43
	5310	62	ax (40MHz)	13.5/15 (MCS0)	40.31
	5290	58	ac (80MHz)	29.3/32.5 (MCS0)	80.86
	5290	58	ax (80MHz)	29.3/32.5 (MCS0)	81.35
Band 2C	5500	100	a	6	18.73
	5600	120	a	6	18.96
	5720	144	a	6	18.80
	5500	100	n (20MHz)	6.5/7.2 (MCS0)	20.00
	5600	120	n (20MHz)	6.5/7.2 (MCS0)	19.78
	5720	144	n (20MHz)	6.5/7.2 (MCS0)	20.14
	5500	100	ax (20MHz)	6.5/7.2 (MCS0)	21.02
	5600	120	ax (20MHz)	6.5/7.2 (MCS0)	20.63
	5720	144	ax (20MHz)	6.5/7.2 (MCS0)	20.65
	5510	102	n (40MHz)	13.5/15 (MCS0)	39.39
	5590	118	n (40MHz)	13.5/15 (MCS0)	39.16
	5710	142	n (40MHz)	13.5/15 (MCS0)	39.47
	5510	102	ax (40MHz)	13.5/15 (MCS0)	40.17
	5590	118	ax (40MHz)	13.5/15 (MCS0)	40.02
	5710	142	ax (40MHz)	13.5/15 (MCS0)	39.99
	5530	106	ac (80MHz)	29.3/32.5 (MCS0)	81.17
	5610	122	ac (80MHz)	29.3/32.5 (MCS0)	80.98
	5690	138	ac (80MHz)	29.3/32.5 (MCS0)	81.46
	5530	106	ax (80MHz)	29.3/32.5 (MCS0)	82.18
	5610	122	ax (80MHz)	29.3/32.5 (MCS0)	81.31
	5690	138	ax (80MHz)	29.3/32.5 (MCS0)	81.32
	5570	114	ac (160MHz)	58.5/65 (MCS0)	164.90
	5570	114	ax (160MHz)	58.5/65 (MCS0)	163.50

Table 7-2. Conducted Bandwidth Measurements SISO SOUTH

FCC ID: C3K1995 IC: 3048A-1995		MEASUREMENT REPORT (CERTIFICATION)		Approved by: Technical Manager
Test Report S/N: 1M2105060048-14.C3K	Test Dates: 05/20/2021 - 09/08/2021	EUT Type: Portable Handset	Page 16 of 336	

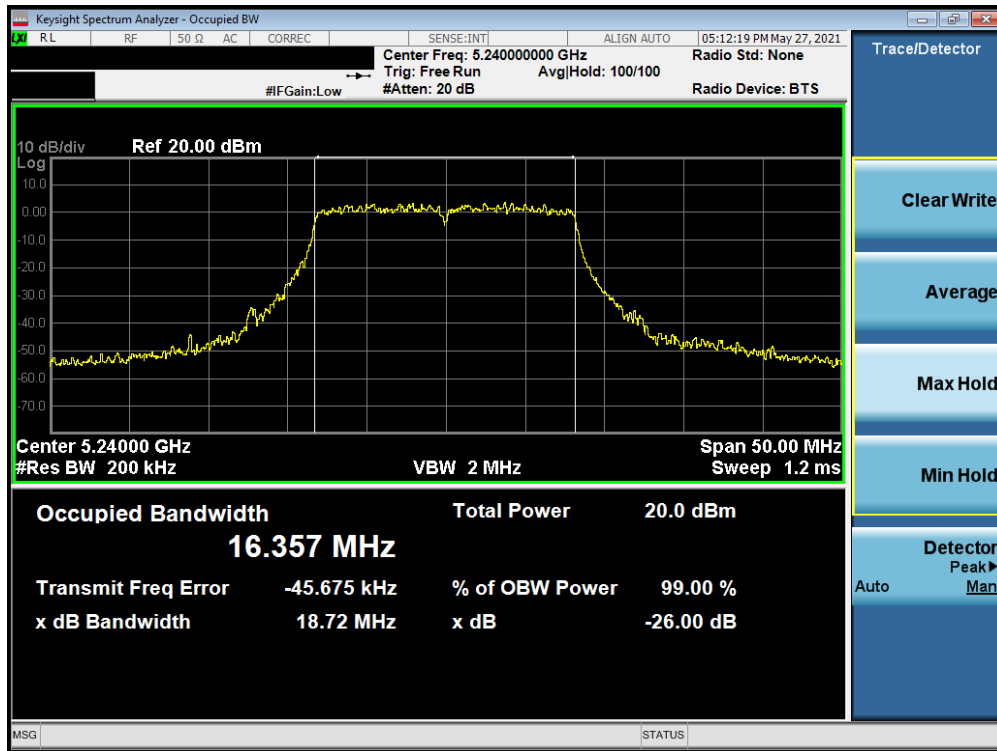


Plot 7-1. 26dB Bandwidth Plot SISO SOUTH (802.11a (UNII Band 1) – Ch. 36)

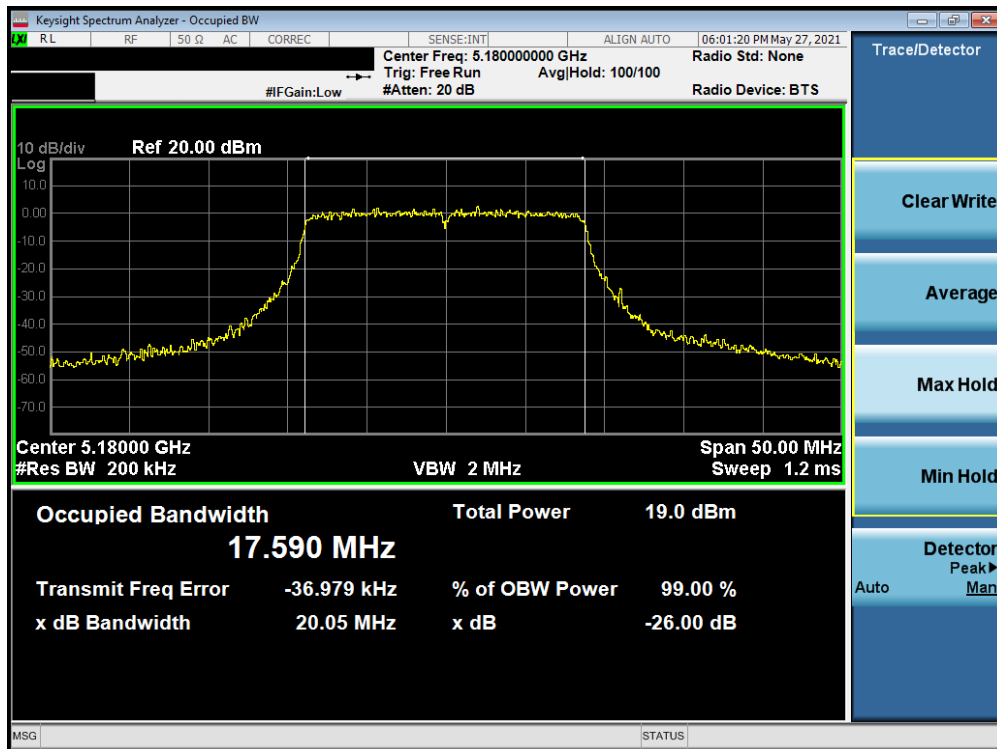


Plot 7-2. 26dB Bandwidth Plot SISO SOUTH (802.11a (UNII Band 1) – Ch. 40)

FCC ID: C3K1995 IC: 3048A-1995	PCTEST Proud to be part of element	MEASUREMENT REPORT (CERTIFICATION)	Microsoft	Approved by: Technical Manager
Test Report S/N: 1M2105060048-14.C3K	Test Dates: 05/20/2021 - 09/08/2021	EUT Type: Portable Handset		Page 17 of 336

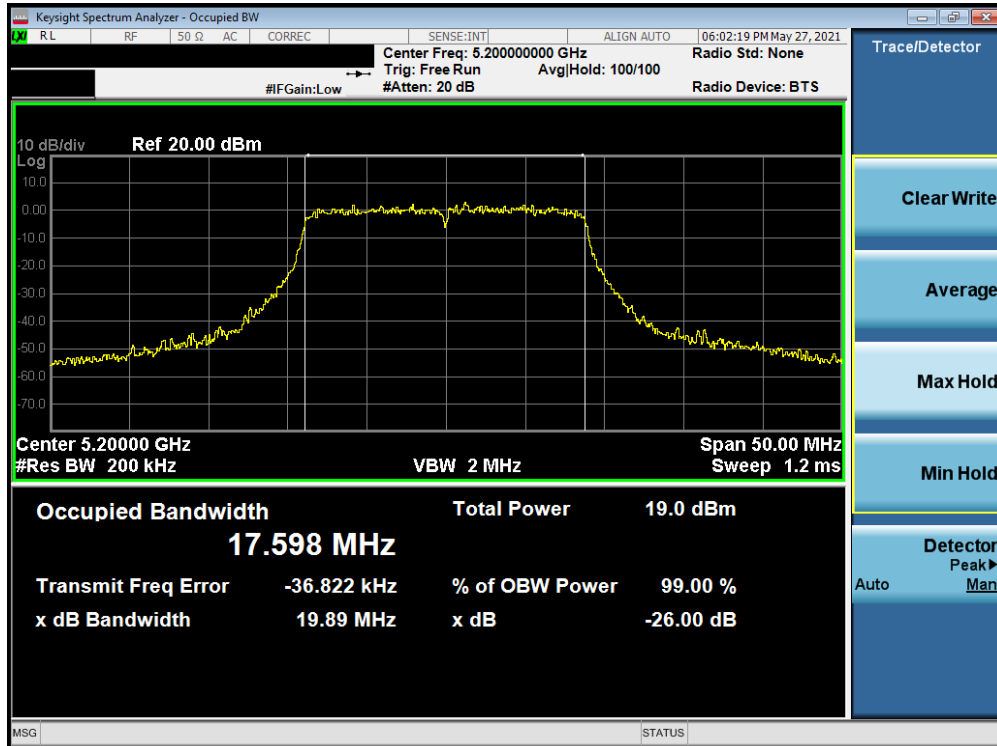


Plot 7-3. 26dB Bandwidth Plot SISO SOUTH (802.11a (UNII Band 1) – Ch. 48)

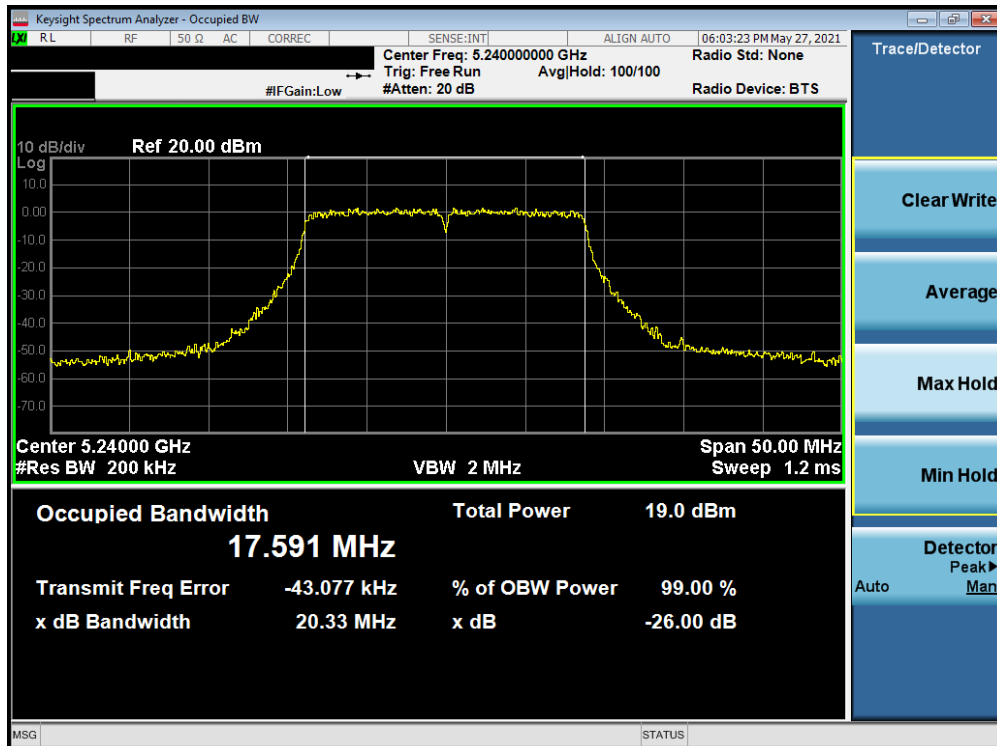


Plot 7-4. 26dB Bandwidth Plot SISO SOUTH (20MHz BW 802.11n (UNII Band 1) – Ch. 36)

FCC ID: C3K1995 IC: 3048A-1995	PCTEST Proud to be part of element	MEASUREMENT REPORT (CERTIFICATION)	Microsoft	Approved by: Technical Manager
Test Report S/N: 1M2105060048-14.C3K	Test Dates: 05/20/2021 - 09/08/2021	EUT Type: Portable Handset		Page 18 of 336

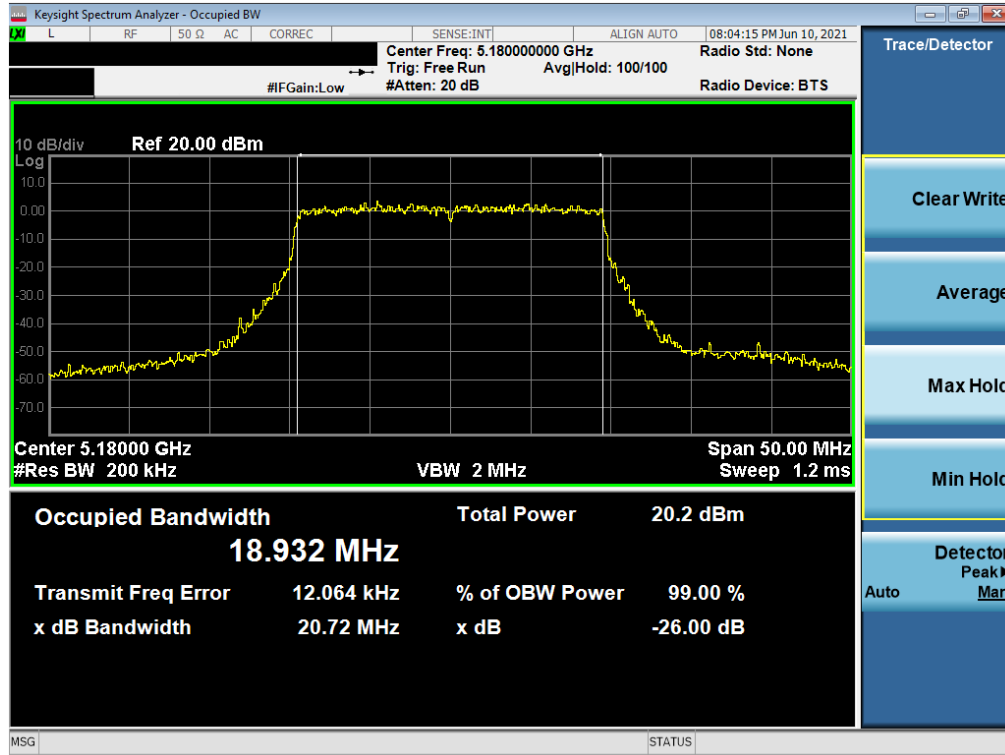


Plot 7-5. 26dB Bandwidth Plot SISO SOUTH (20MHz BW 802.11n (UNII Band 1) – Ch. 40)

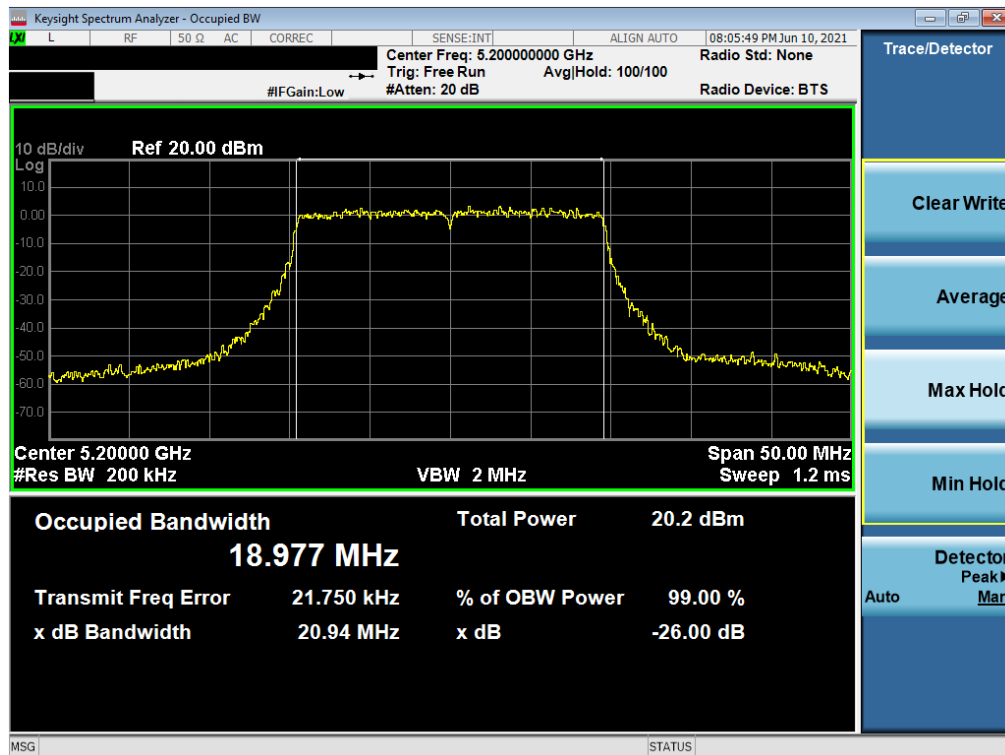


Plot 7-6. 26dB Bandwidth Plot SISO SOUTH (20MHz BW 802.11n (UNII Band 1) – Ch. 48)

FCC ID: C3K1995 IC: 3048A-1995	PCTEST Proud to be part of element	MEASUREMENT REPORT (CERTIFICATION)	Microsoft	Approved by: Technical Manager
Test Report S/N: 1M2105060048-14.C3K	Test Dates: 05/20/2021 - 09/08/2021	EUT Type: Portable Handset		Page 19 of 336

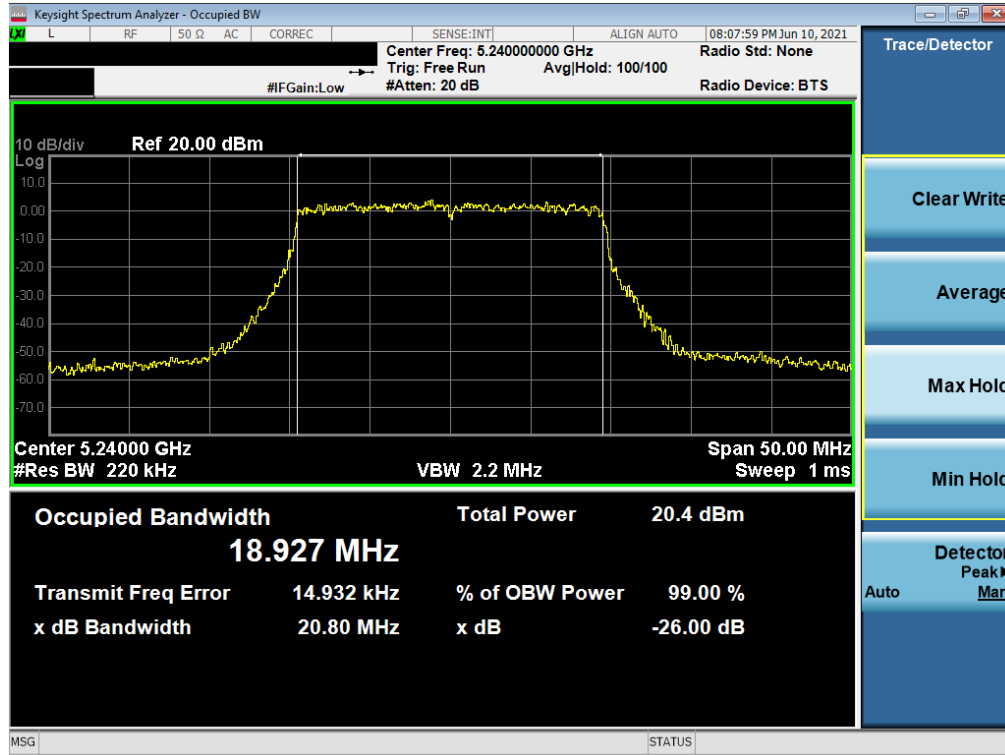


Plot 7-7. 26dB Bandwidth Plot SISO SOUTH (20MHz BW 802.11ax (UNII Band 1) – Ch. 36)

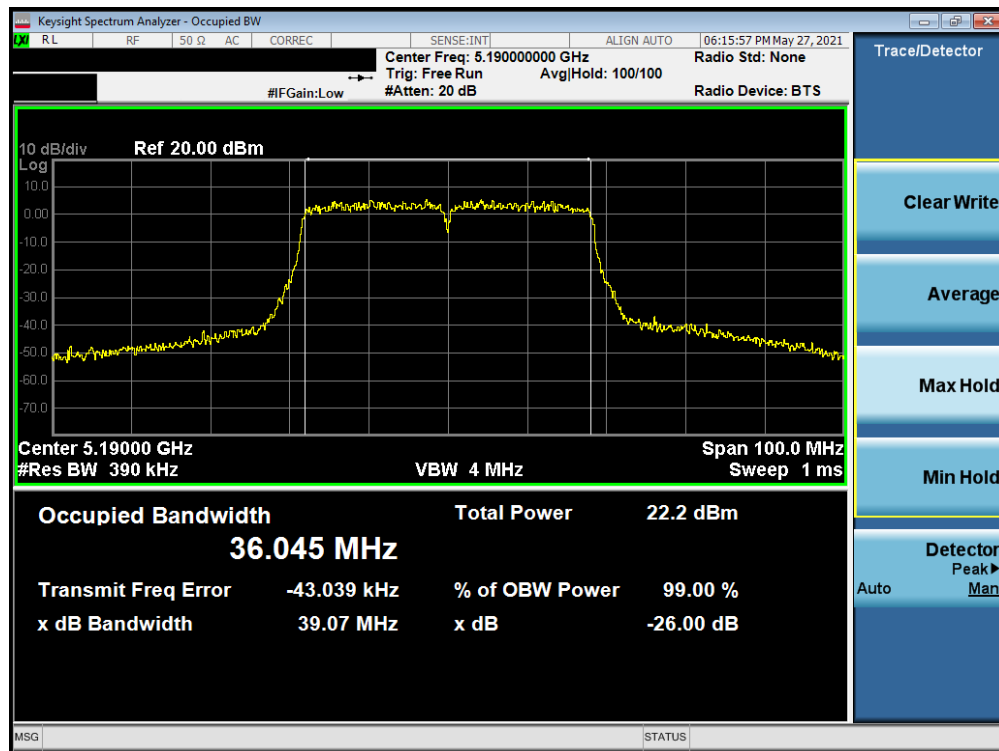


Plot 7-8. 26dB Bandwidth Plot SISO SOUTH (20MHz BW 802.11ax (UNII Band 1) – Ch. 40)

FCC ID: C3K1995 IC: 3048A-1995	PCTEST Proud to be part of element	MEASUREMENT REPORT (CERTIFICATION)	Microsoft	Approved by: Technical Manager
Test Report S/N: 1M2105060048-14.C3K	Test Dates: 05/20/2021 - 09/08/2021	EUT Type: Portable Handset		Page 20 of 336

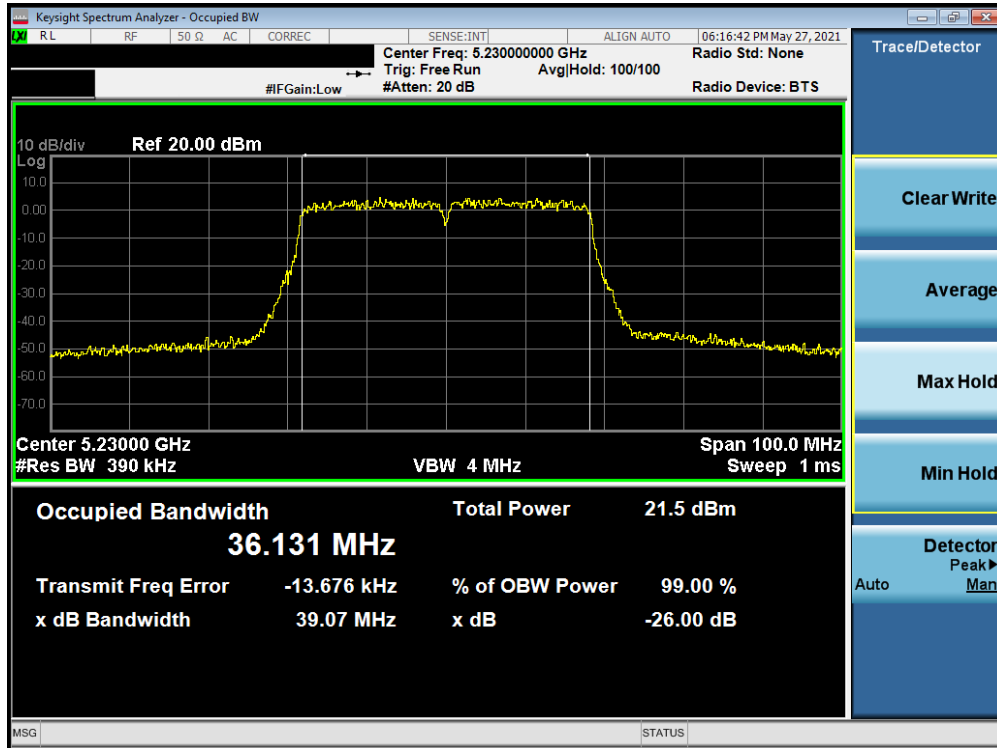


Plot 7-9. 26dB Bandwidth Plot SISO SOUTH (20MHz BW 802.11ax (UNII Band 1) – Ch. 48)

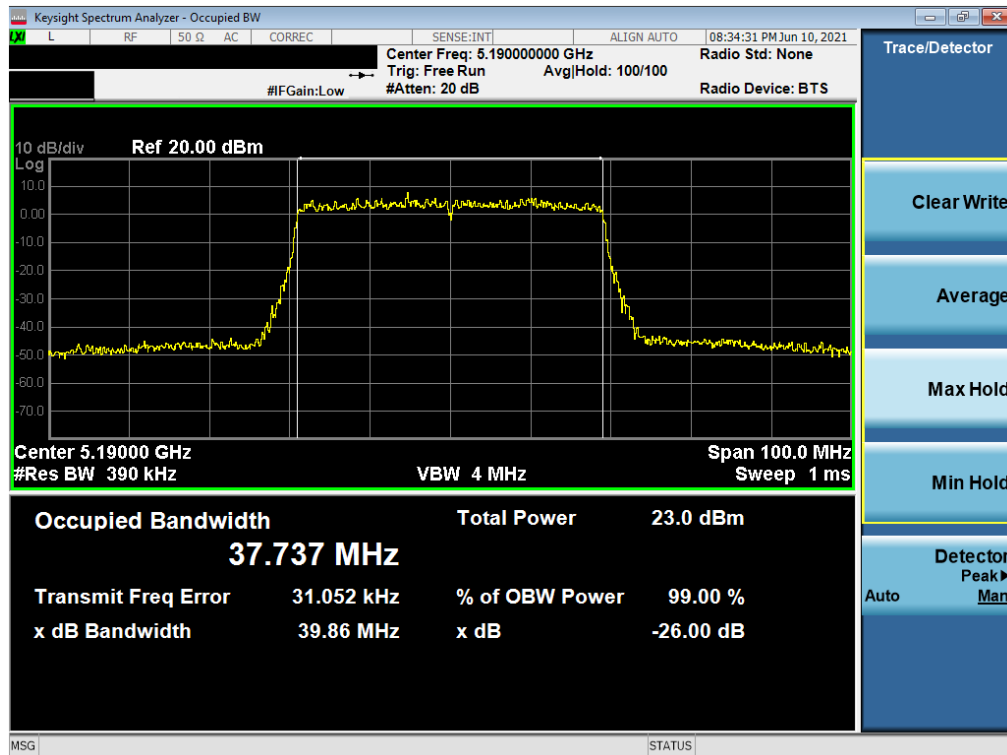


Plot 7-10. 26dB Bandwidth Plot SISO SOUTH (40MHz BW 802.11n (UNII Band 1) – Ch. 38)

FCC ID: C3K1995 IC: 3048A-1995	PCTEST Proud to be part of element	MEASUREMENT REPORT (CERTIFICATION)	Microsoft	Approved by: Technical Manager
Test Report S/N: 1M2105060048-14.C3K	Test Dates: 05/20/2021 - 09/08/2021	EUT Type: Portable Handset		Page 21 of 336

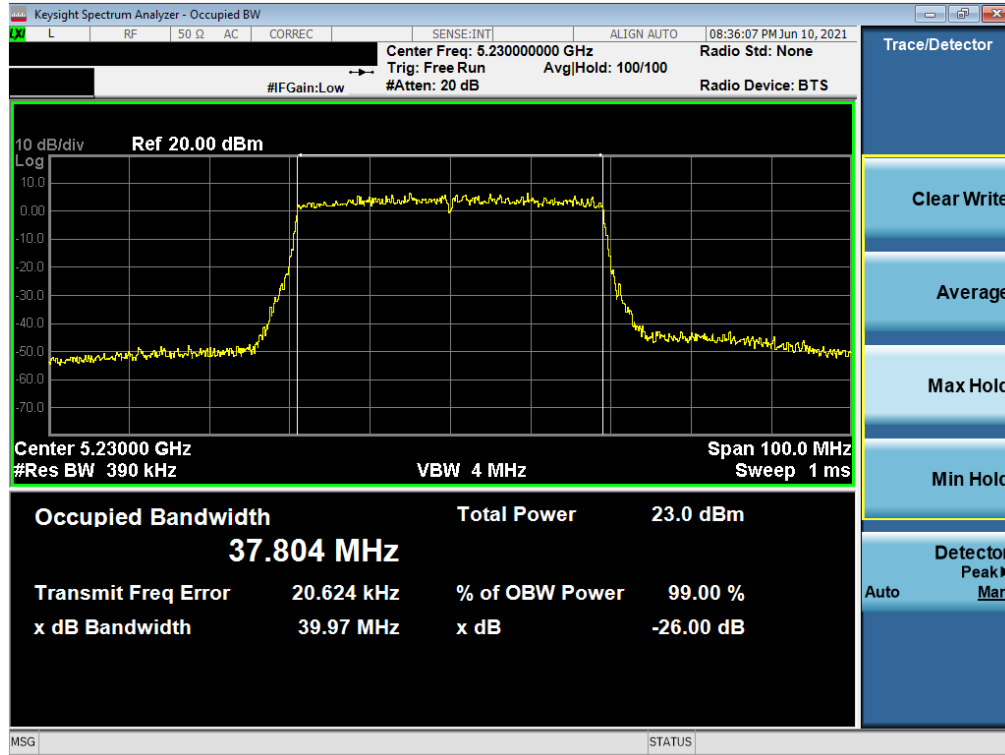


Plot 7-11. 26dB Bandwidth Plot SISO SOUTH (40MHz BW 802.11n (UNII Band 1) – Ch. 46)

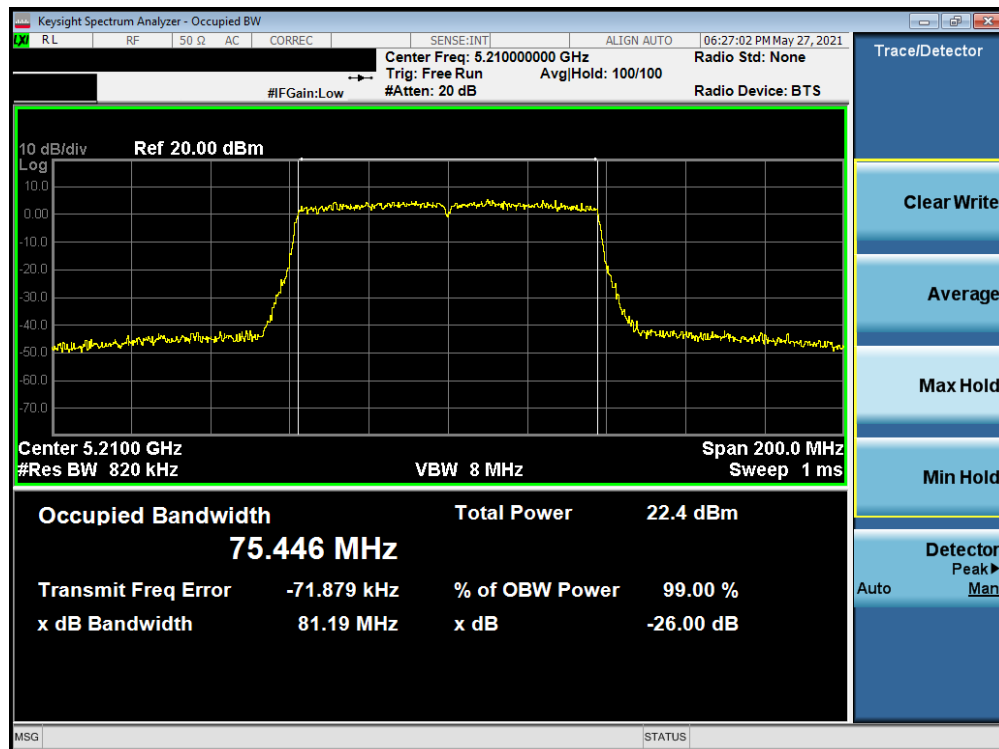


Plot 7-12. 26dB Bandwidth Plot SISO SOUTH (40MHz BW 802.11ax (UNII Band 1) – Ch. 38)

FCC ID: C3K1995 IC: 3048A-1995	PCTEST Proud to be part of element	MEASUREMENT REPORT (CERTIFICATION)	Microsoft	Approved by: Technical Manager
Test Report S/N: 1M2105060048-14.C3K	Test Dates: 05/20/2021 - 09/08/2021	EUT Type: Portable Handset		Page 22 of 336

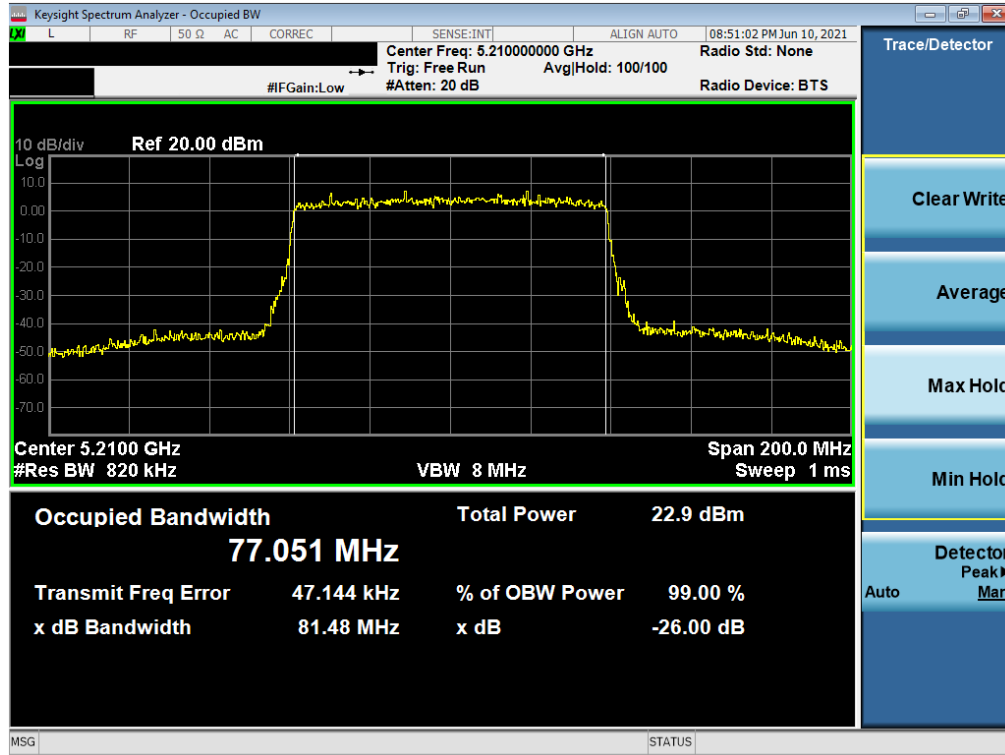


Plot 7-13. 26dB Bandwidth Plot SISO SOUTH (40MHz BW 802.11ax (UNII Band 1) – Ch. 46)

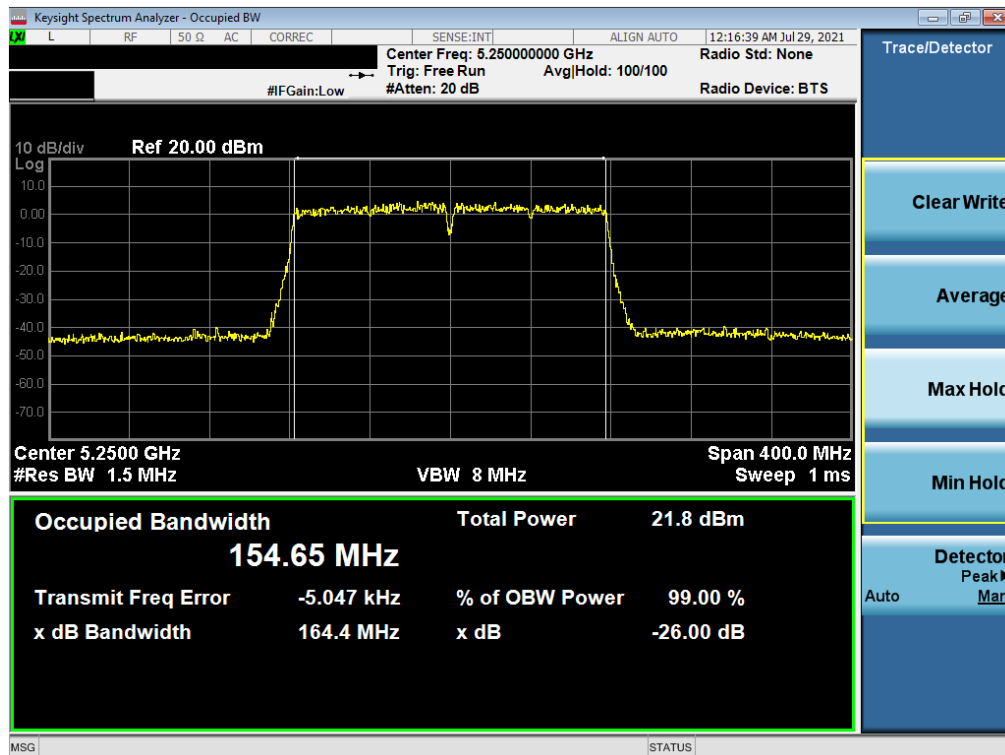


Plot 7-14. 26dB Bandwidth Plot SISO SOUTH (80MHz BW 802.11ac (UNII Band 1) – Ch. 42)

FCC ID: C3K1995 IC: 3048A-1995	PCTEST Proud to be part of element	MEASUREMENT REPORT (CERTIFICATION)	Microsoft	Approved by: Technical Manager
Test Report S/N: 1M2105060048-14.C3K	Test Dates: 05/20/2021 - 09/08/2021	EUT Type: Portable Handset		Page 23 of 336

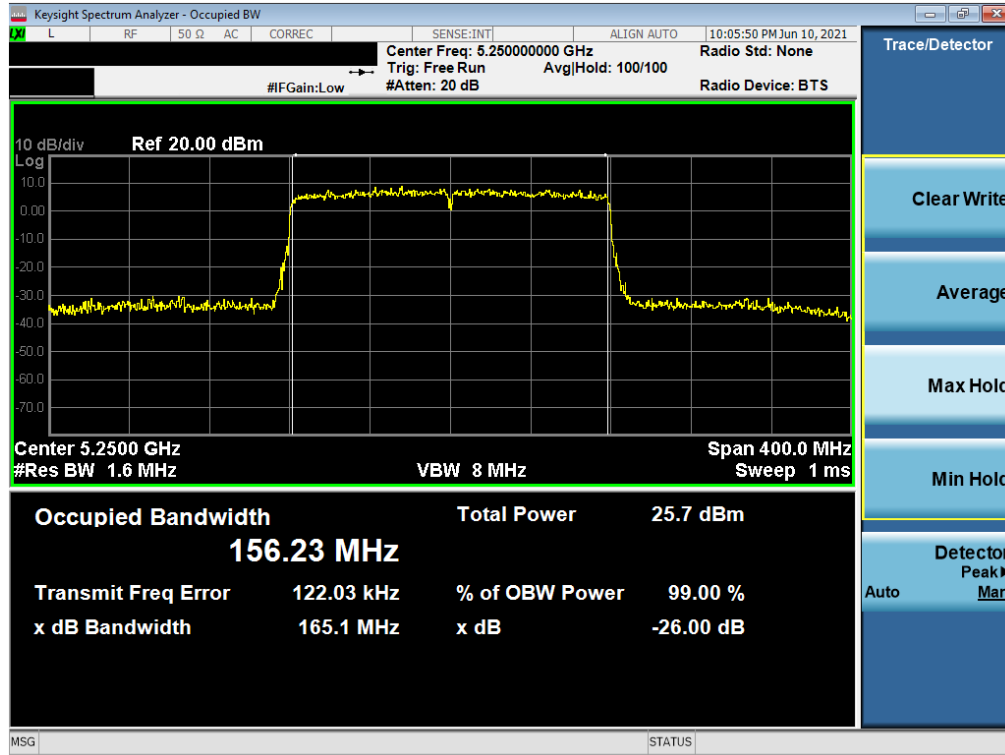


Plot 7-15. 26dB Bandwidth Plot SISO SOUTH (80MHz BW 802.11ax (UNII Band 1) – Ch. 42)

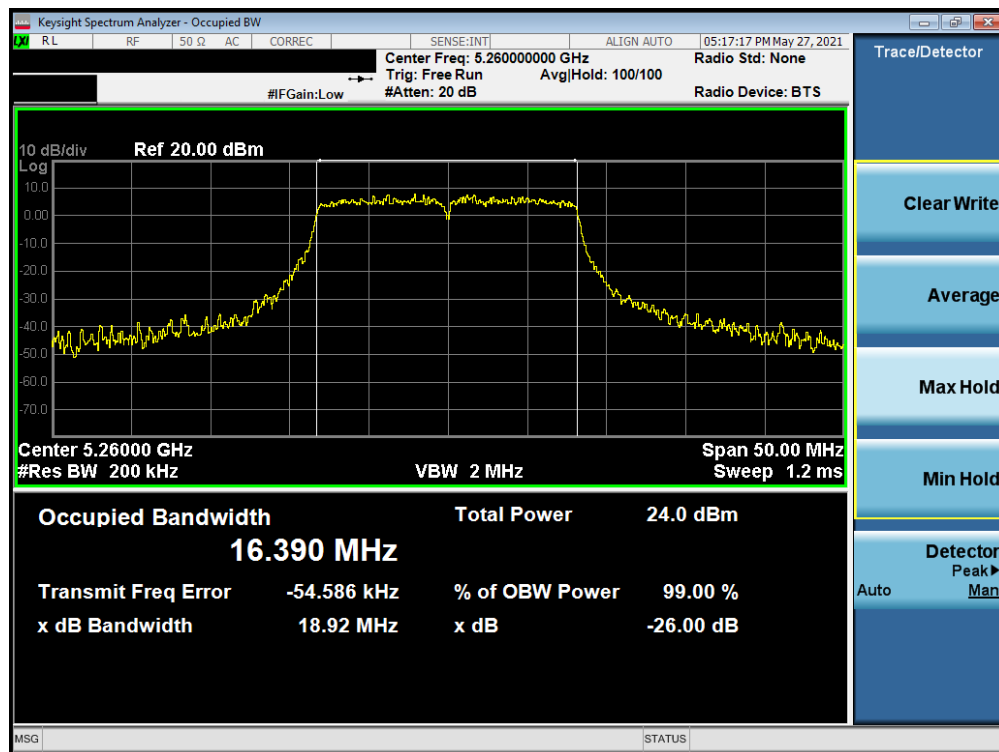


Plot 7-16. 26dB Bandwidth Plot SISO SOUTH (160MHz BW 802.11ac (UNII Band 1/2A) – Ch. 50)

FCC ID: C3K1995 IC: 3048A-1995	PCTEST Proud to be part of element	MEASUREMENT REPORT (CERTIFICATION)	Microsoft	Approved by: Technical Manager
Test Report S/N: 1M2105060048-14.C3K	Test Dates: 05/20/2021 - 09/08/2021	EUT Type: Portable Handset		Page 24 of 336

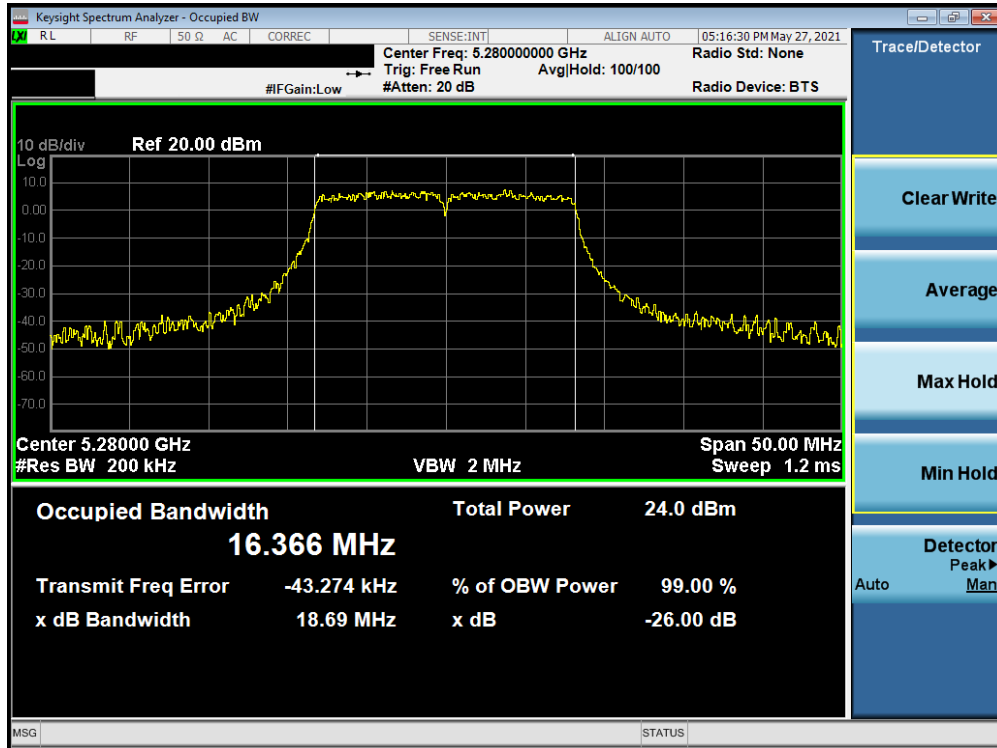


Plot 7-17. 26dB Bandwidth Plot SISO SOUTH (160MHz BW 802.11ax (UNII Band 1/2A) – Ch. 50)

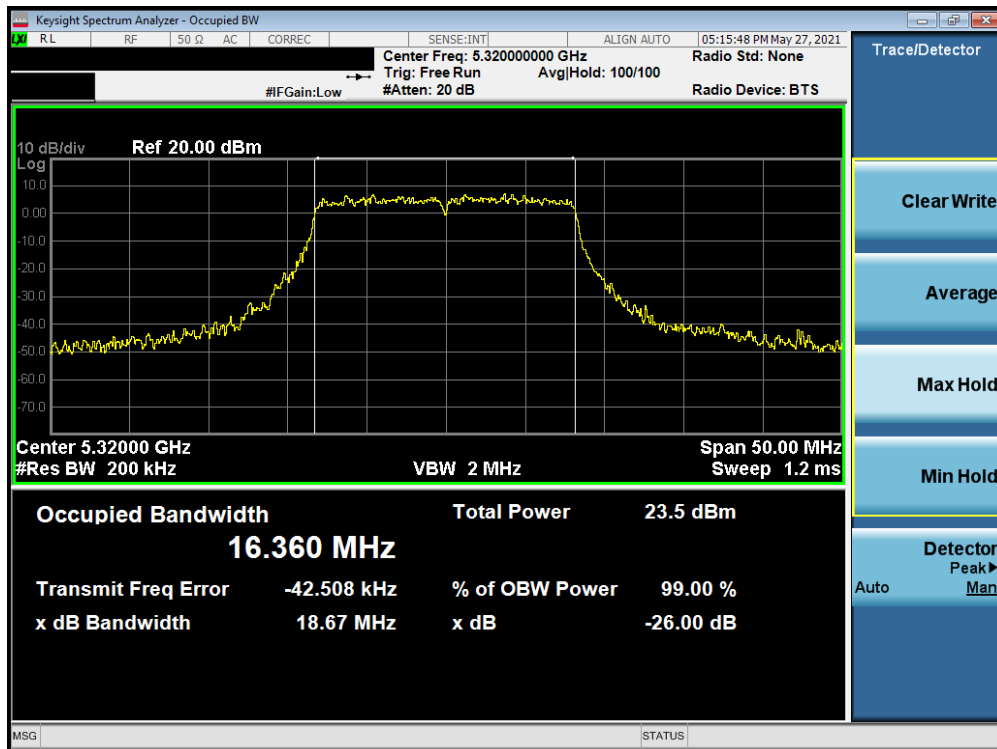


Plot 7-18. 26dB Bandwidth Plot SISO SOUTH (802.11a (UNII Band 2A) – Ch. 52)

FCC ID: C3K1995 IC: 3048A-1995	PCTEST Proud to be part of element	MEASUREMENT REPORT (CERTIFICATION)	Microsoft	Approved by: Technical Manager
Test Report S/N: 1M2105060048-14.C3K	Test Dates: 05/20/2021 - 09/08/2021	EUT Type: Portable Handset		Page 25 of 336

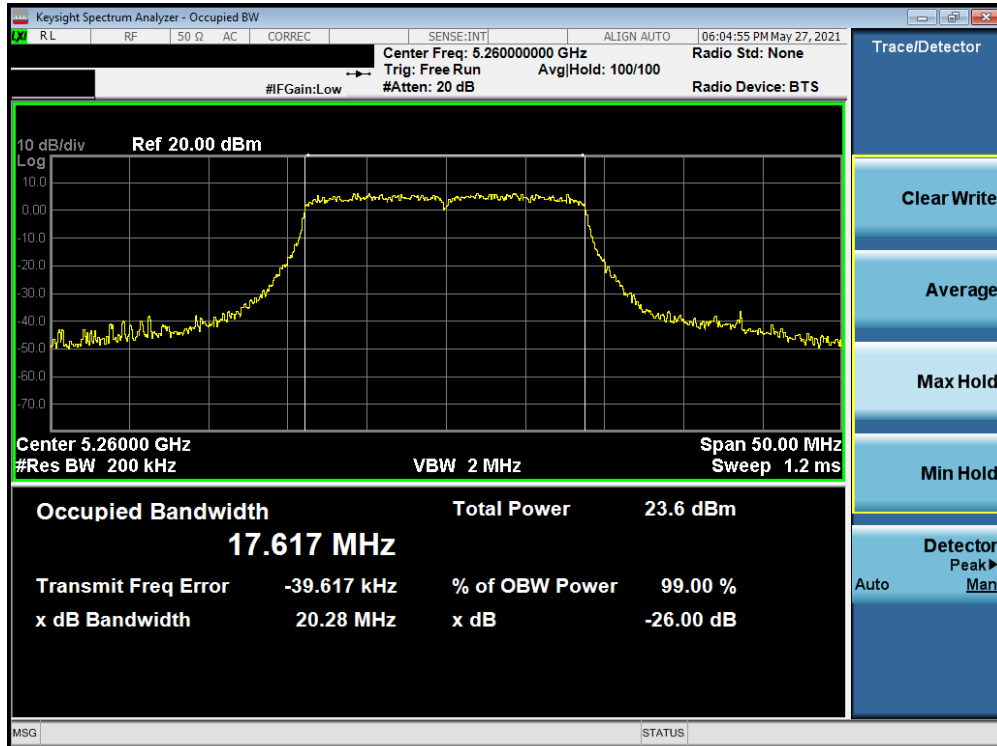


Plot 7-19. 26dB Bandwidth Plot SISO SOUTH (802.11a (UNII Band 2A) – Ch. 56)

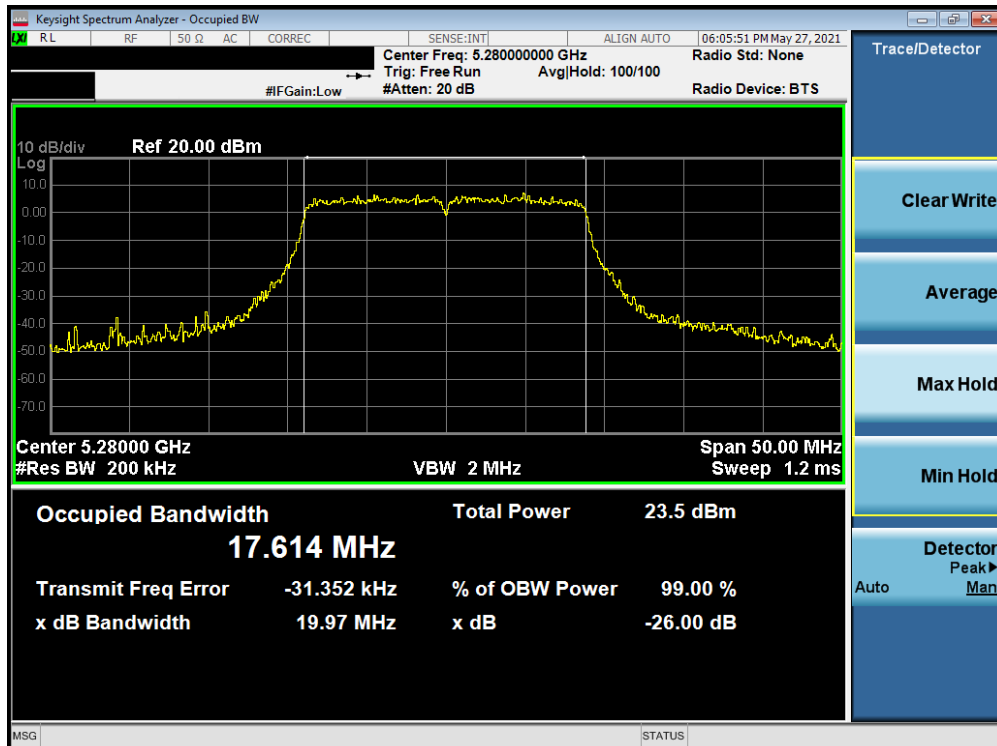


Plot 7-20. 26dB Bandwidth Plot SISO SOUTH (802.11a (UNII Band 2A) – Ch. 64)

FCC ID: C3K1995 IC: 3048A-1995	PCTEST Proud to be part of element	MEASUREMENT REPORT (CERTIFICATION)	Microsoft	Approved by: Technical Manager
Test Report S/N: 1M2105060048-14.C3K	Test Dates: 05/20/2021 - 09/08/2021	EUT Type: Portable Handset		Page 26 of 336

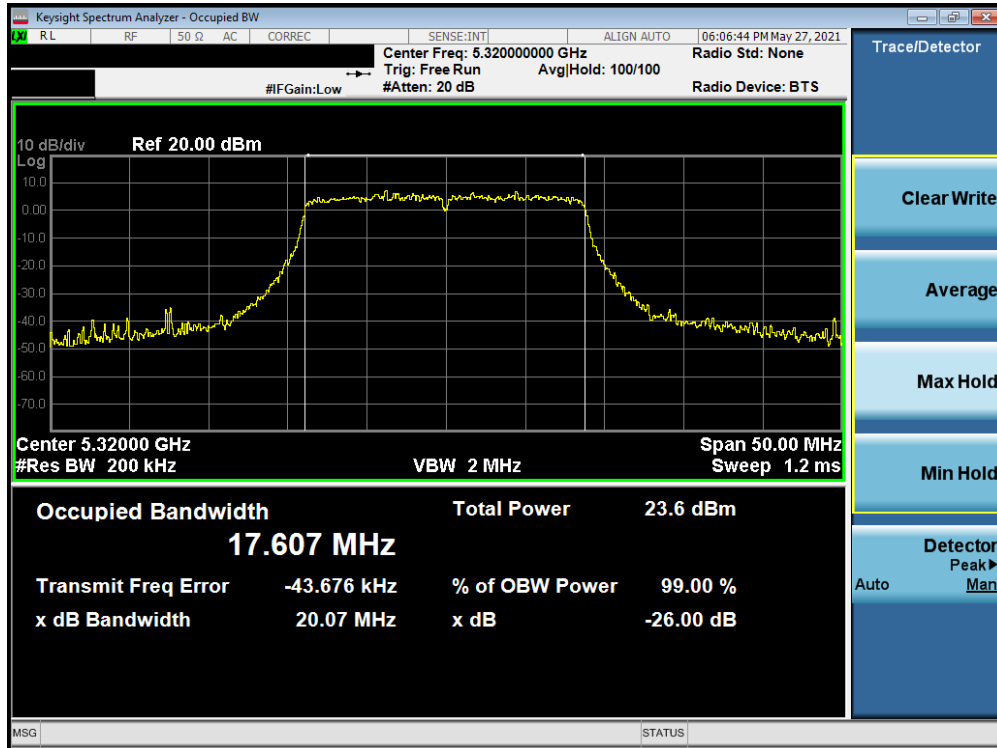


Plot 7-21. 26dB Bandwidth Plot SISO SOUTH (20MHz BW 802.11n (UNII Band 2A) – Ch. 52)

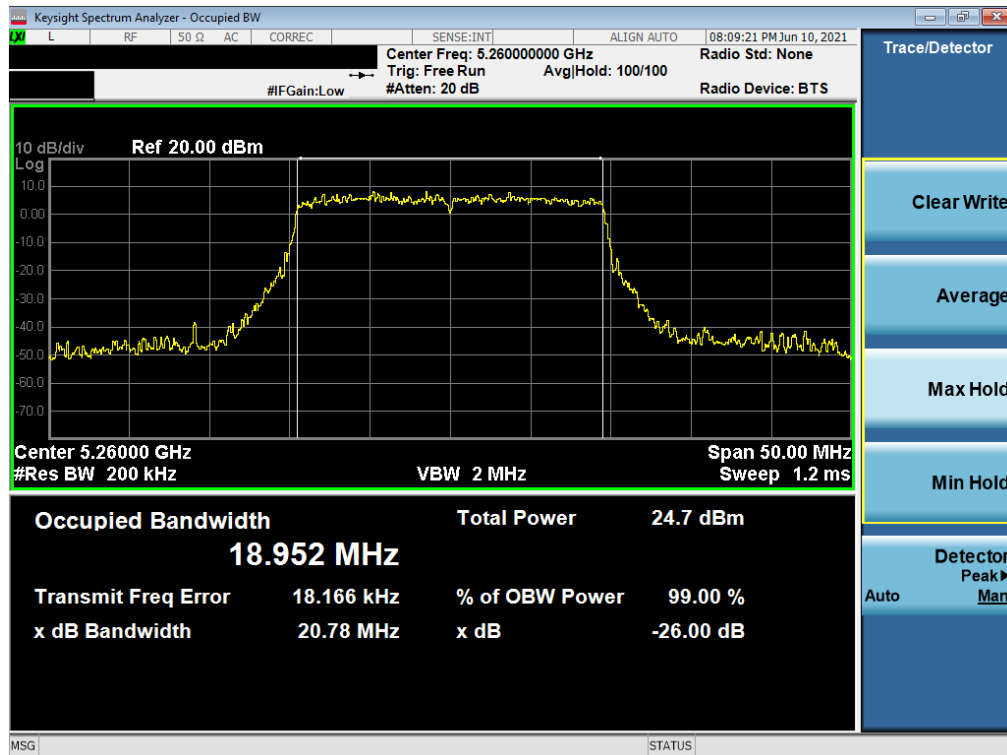


Plot 7-22. 26dB Bandwidth Plot SISO SOUTH (20MHz BW 802.11n (UNII Band 2A) – Ch. 56)

FCC ID: C3K1995 IC: 3048A-1995	PCTEST Proud to be part of element	MEASUREMENT REPORT (CERTIFICATION)	Microsoft	Approved by: Technical Manager
Test Report S/N: 1M2105060048-14.C3K	Test Dates: 05/20/2021 - 09/08/2021	EUT Type: Portable Handset		Page 27 of 336

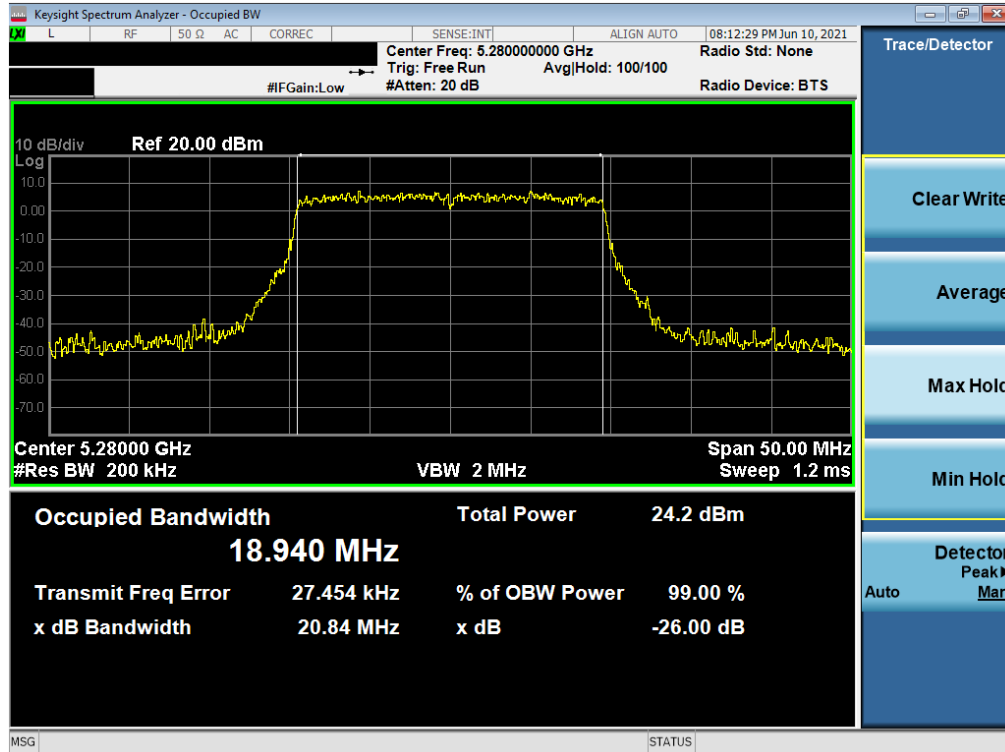


Plot 7-23. 26dB Bandwidth Plot SISO SOUTH (20MHz BW 802.11n (UNII Band 2A) – Ch. 64)

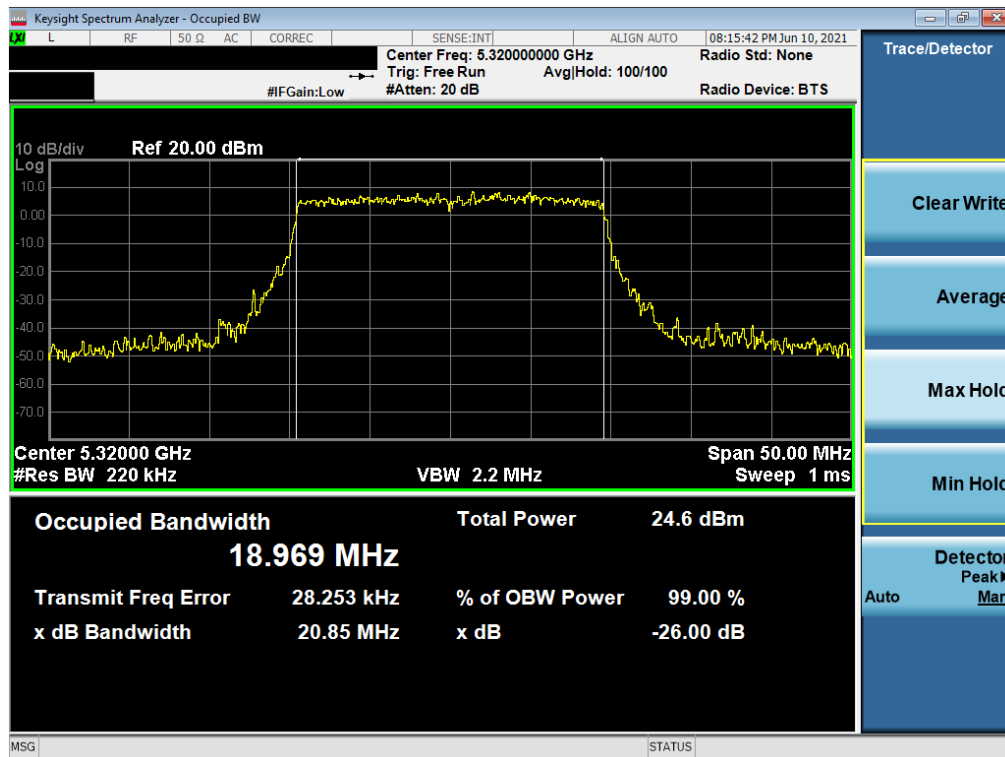


Plot 7-24. 26dB Bandwidth Plot SISO SOUTH (802.11ax (UNII Band 2A) – Ch. 52)

FCC ID: C3K1995 IC: 3048A-1995	PCTEST Proud to be part of element	MEASUREMENT REPORT (CERTIFICATION)	Microsoft	Approved by: Technical Manager
Test Report S/N: 1M2105060048-14.C3K	Test Dates: 05/20/2021 - 09/08/2021	EUT Type: Portable Handset		Page 28 of 336

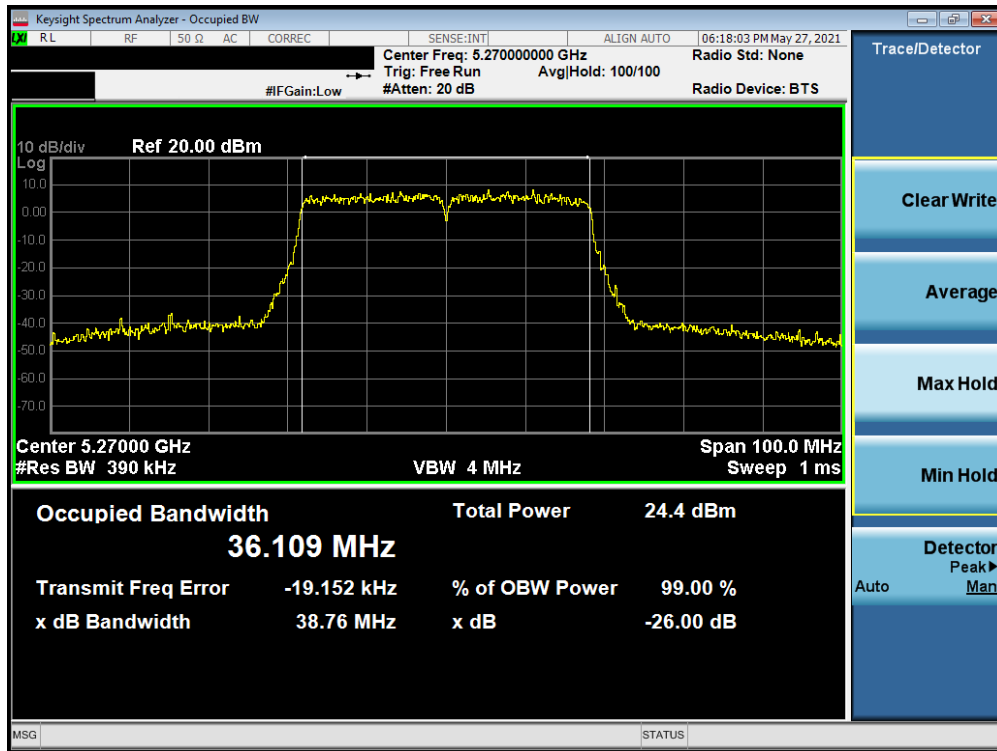


Plot 7-25. 26dB Bandwidth Plot SISO SOUTH (802.11ax (UNII Band 2A) – Ch. 56)

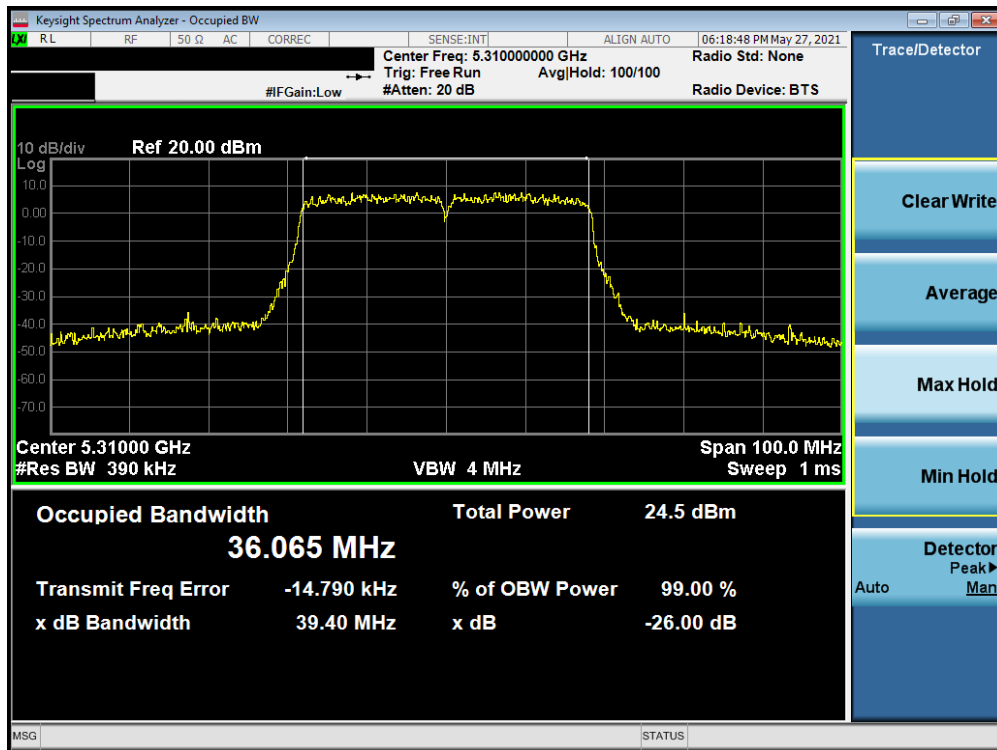


Plot 7-26. 26dB Bandwidth Plot SISO SOUTH (802.11ax (UNII Band 2A) – Ch. 64)

FCC ID: C3K1995 IC: 3048A-1995	PCTEST Proud to be part of element	MEASUREMENT REPORT (CERTIFICATION)	Microsoft	Approved by: Technical Manager
Test Report S/N: 1M2105060048-14.C3K	Test Dates: 05/20/2021 - 09/08/2021	EUT Type: Portable Handset		Page 29 of 336

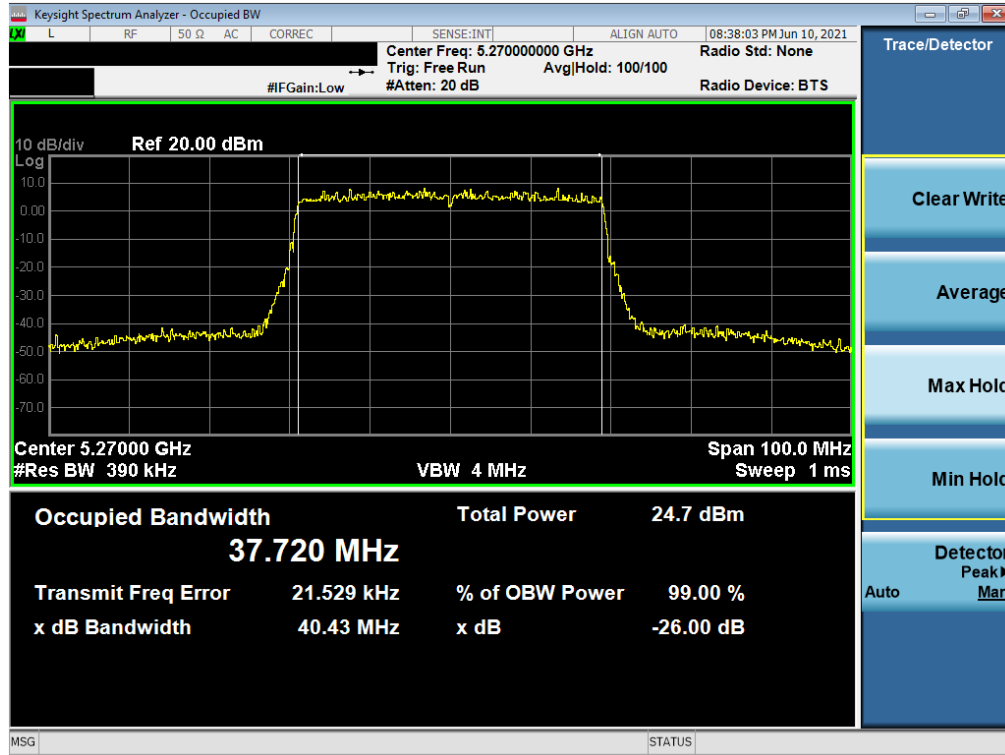


Plot 7-27. 26dB Bandwidth Plot SISO SOUTH (40MHz BW 802.11n (UNII Band 2A) – Ch. 54)

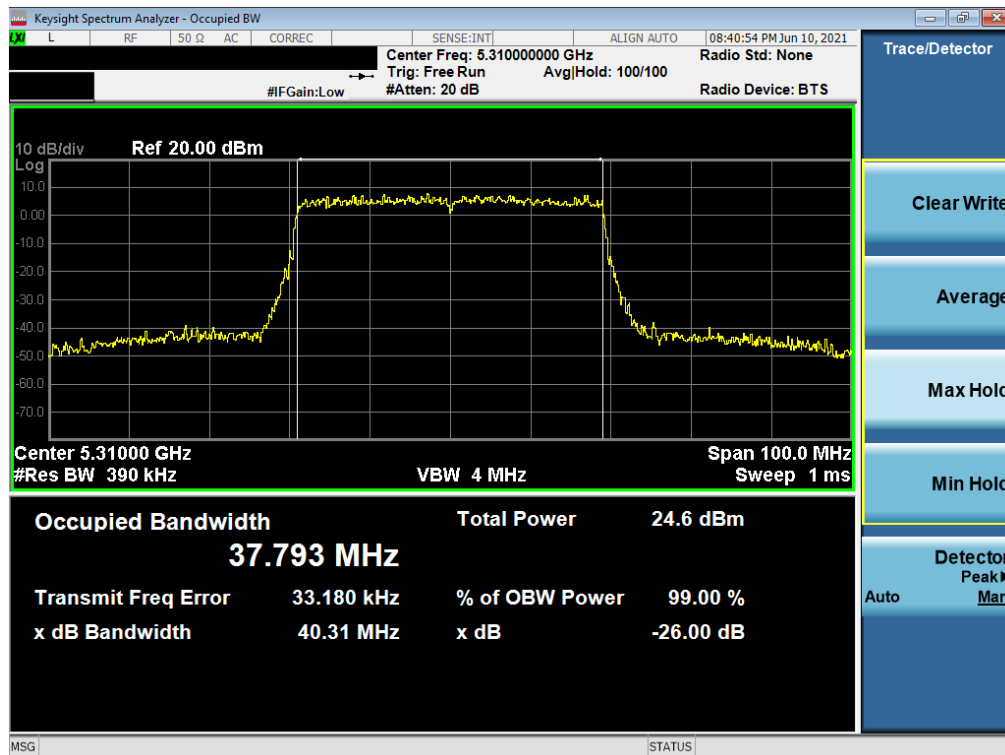


Plot 7-28. 26dB Bandwidth Plot SISO SOUTH (40MHz BW 802.11n (UNII Band 2A) – Ch. 62)

FCC ID: C3K1995 IC: 3048A-1995	PCTEST Proud to be part of element	MEASUREMENT REPORT (CERTIFICATION)	Microsoft	Approved by: Technical Manager
Test Report S/N: 1M2105060048-14.C3K	Test Dates: 05/20/2021 - 09/08/2021	EUT Type: Portable Handset		Page 30 of 336

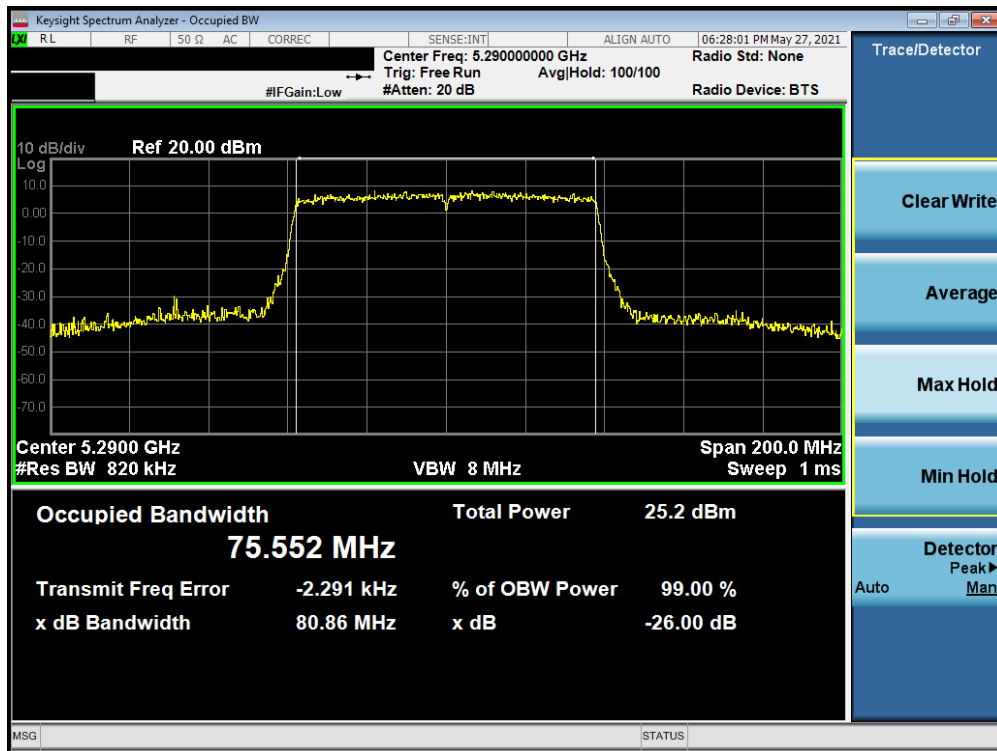


Plot 7-29. 26dB Bandwidth Plot SISO SOUTH (40MHz BW 802.11n (UNII Band 2A) – Ch. 62)

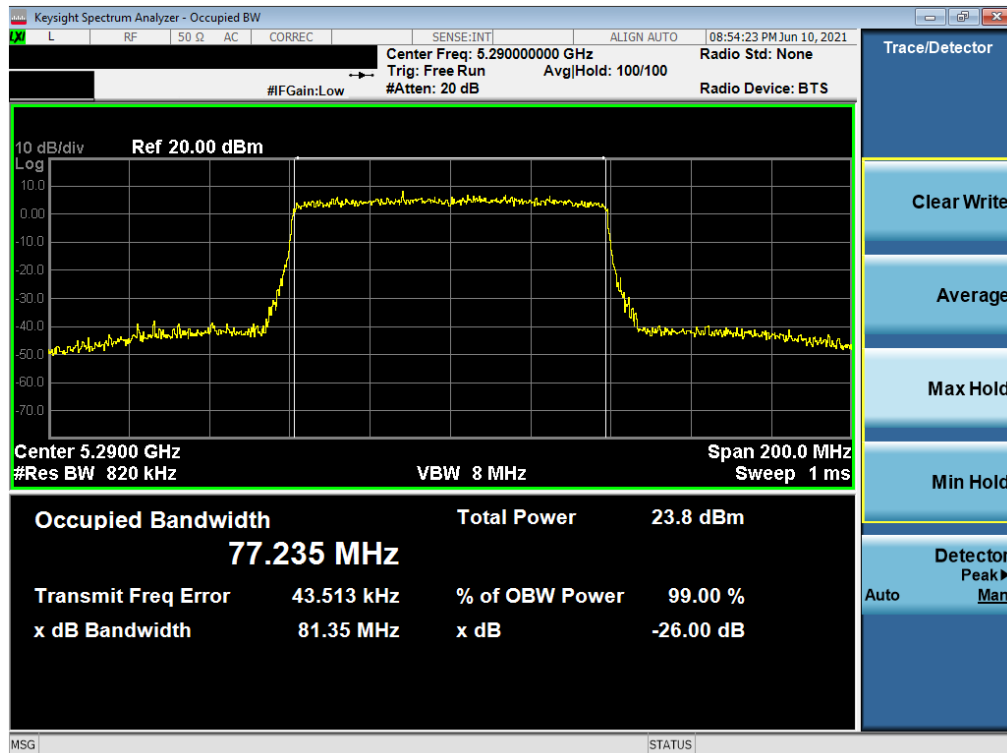


Plot 7-30. 26dB Bandwidth Plot SISO SOUTH (40MHz BW 802.11n (UNII Band 2A) – Ch. 62)

FCC ID: C3K1995 IC: 3048A-1995	PCTEST Proud to be part of element	MEASUREMENT REPORT (CERTIFICATION)	Microsoft	Approved by: Technical Manager
Test Report S/N: 1M2105060048-14.C3K	Test Dates: 05/20/2021 - 09/08/2021	EUT Type: Portable Handset		Page 31 of 336

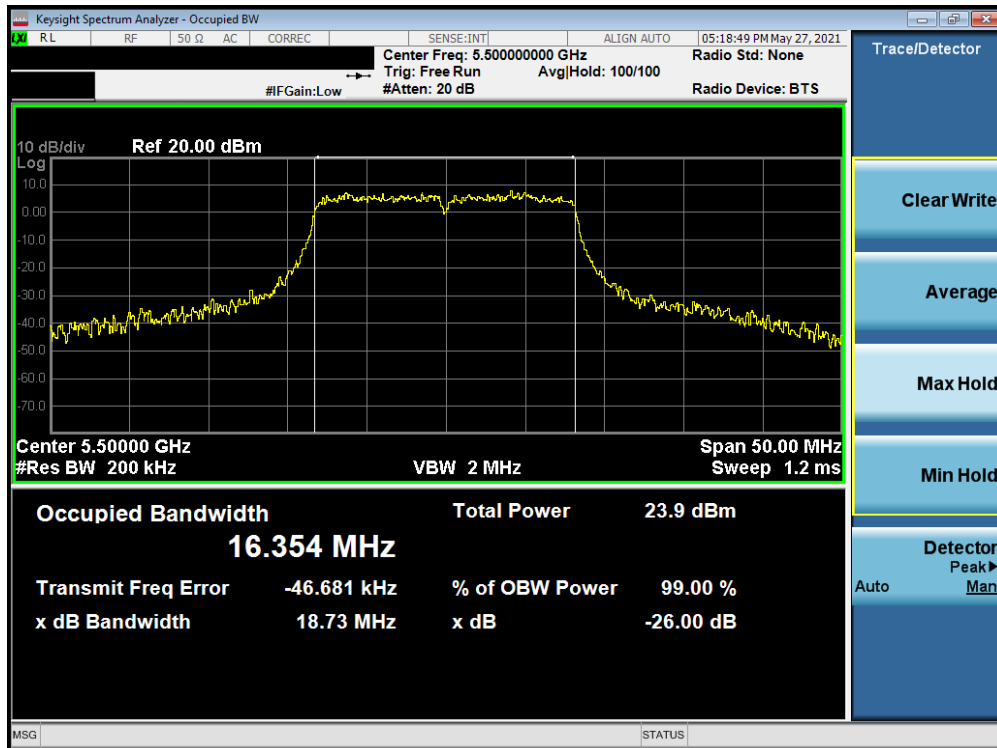


Plot 7-31. 26dB Bandwidth Plot SISO SOUTH (80MHz BW 802.11ac (UNII Band 2A) – Ch. 58)

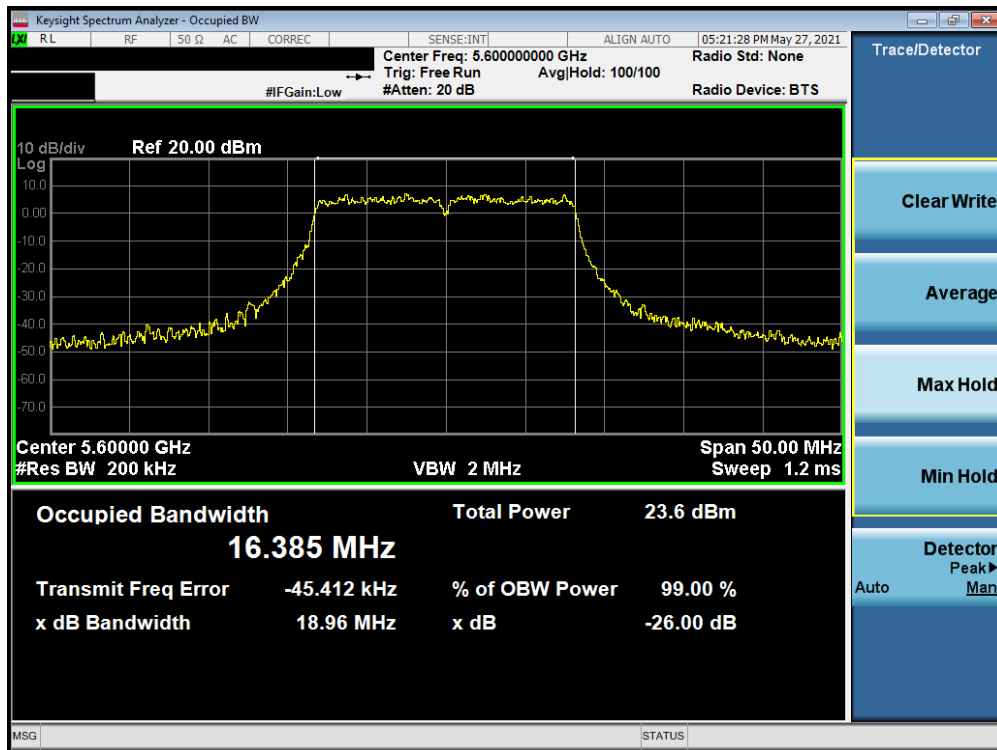


Plot 7-32. 26dB Bandwidth Plot SISO SOUTH (80MHz BW 802.11ax (UNII Band 2A) – Ch. 58)

FCC ID: C3K1995 IC: 3048A-1995	PCTEST Proud to be part of element	MEASUREMENT REPORT (CERTIFICATION)	Microsoft	Approved by: Technical Manager
Test Report S/N: 1M2105060048-14.C3K	Test Dates: 05/20/2021 - 09/08/2021	EUT Type: Portable Handset		Page 32 of 336

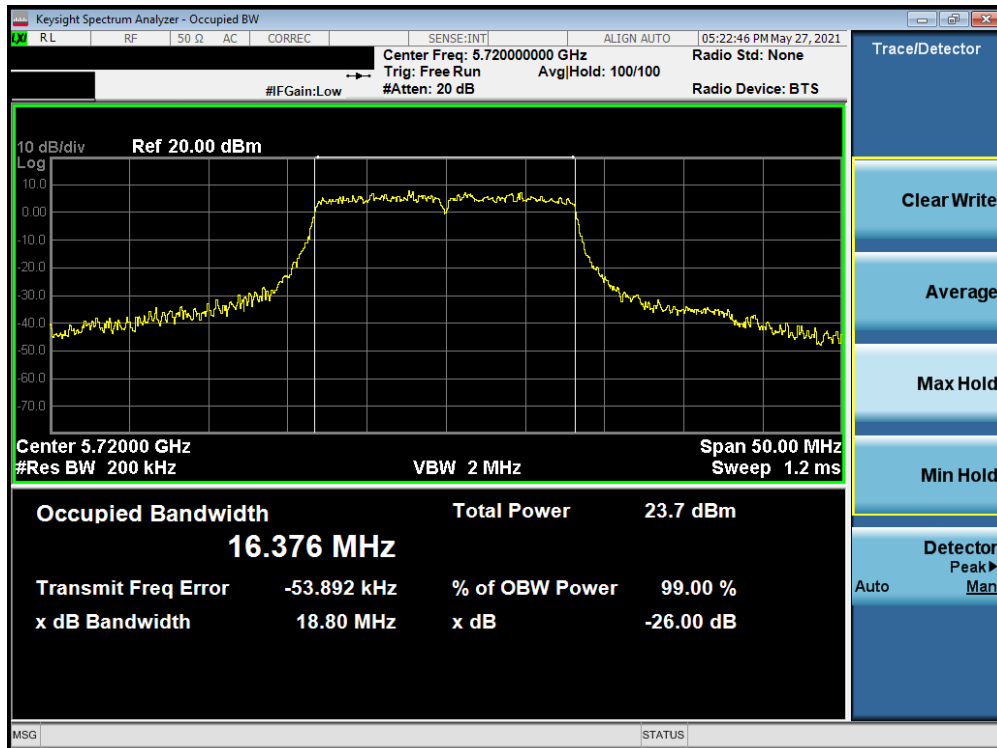


Plot 7-33. 26dB Bandwidth Plot SISO SOUTH (802.11a (UNII Band 2C) – Ch. 100)

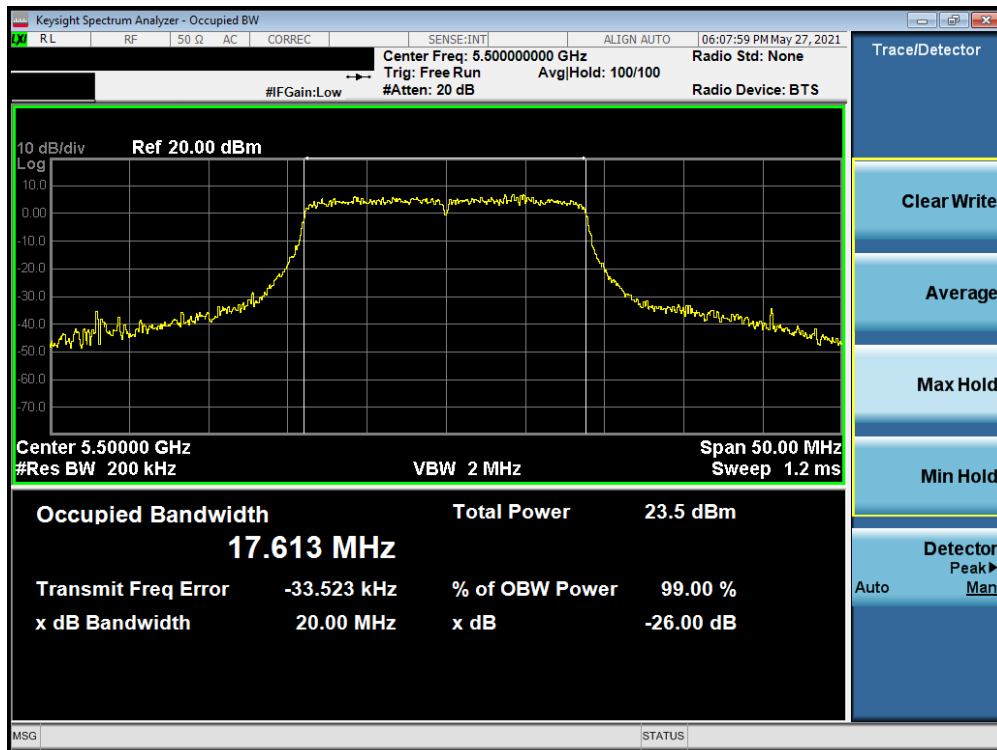


Plot 7-34. 26dB Bandwidth Plot SISO SOUTH (802.11a (UNII Band 2C) – Ch. 120)

FCC ID: C3K1995 IC: 3048A-1995	PCTEST Proud to be part of element	MEASUREMENT REPORT (CERTIFICATION)	Microsoft	Approved by: Technical Manager
Test Report S/N: 1M2105060048-14.C3K	Test Dates: 05/20/2021 - 09/08/2021	EUT Type: Portable Handset		Page 33 of 336

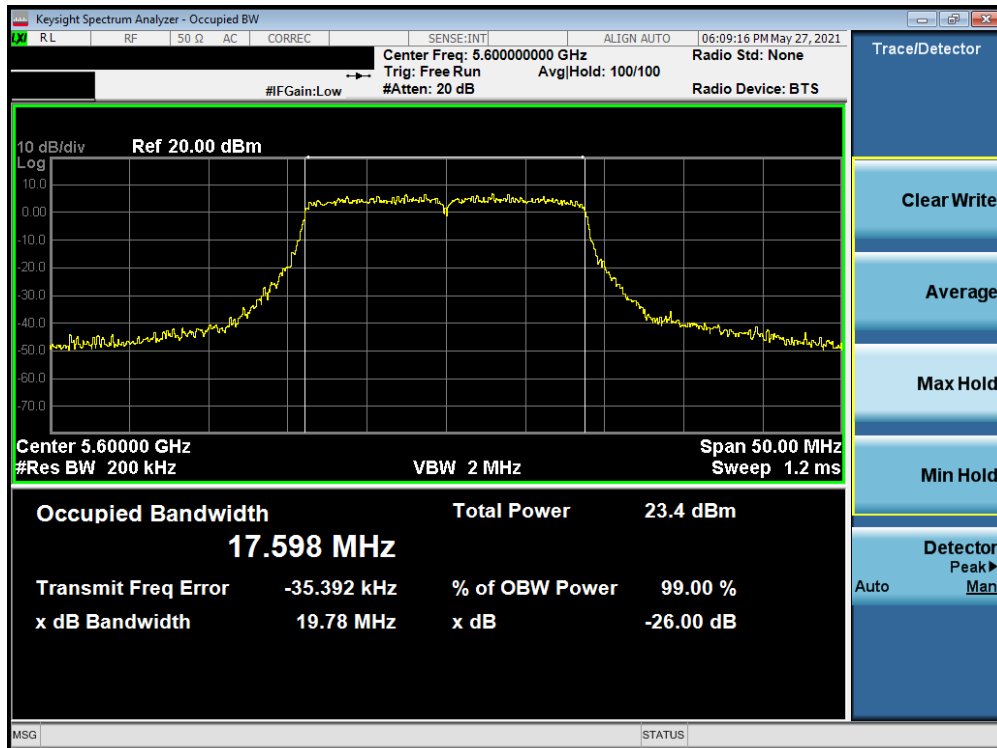


Plot 7-35. 26dB Bandwidth Plot SISO SOUTH (802.11a (UNII Band 2C) – Ch. 144)

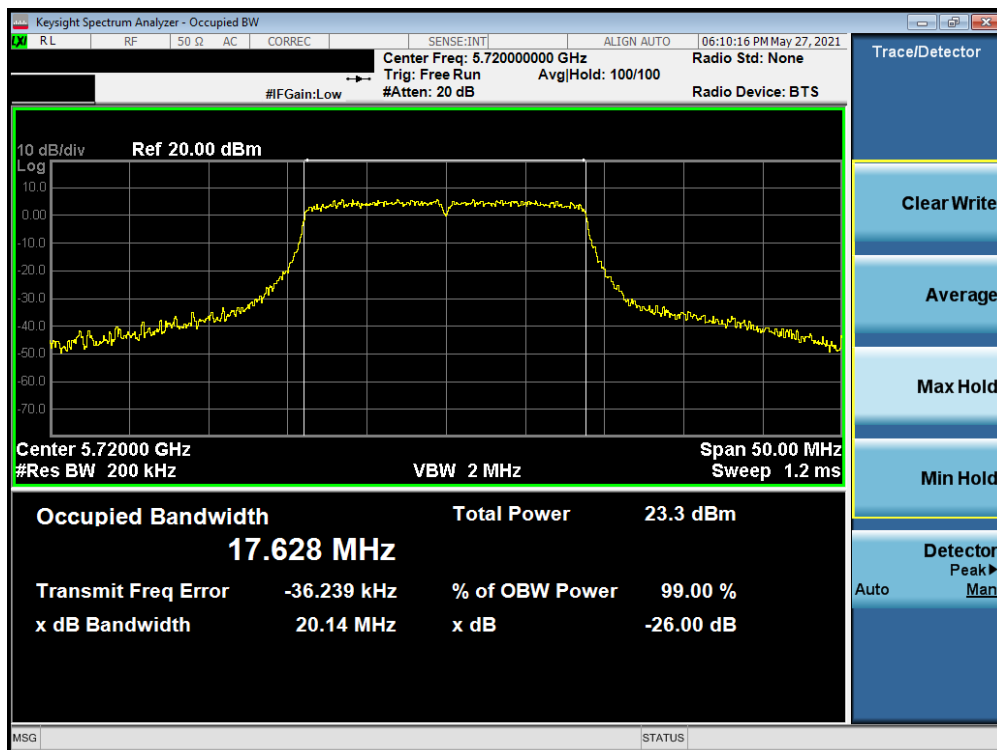


Plot 7-36. 26dB Bandwidth Plot SISO SOUTH (20MHz BW 802.11n (UNII Band 2C) – Ch. 100)

FCC ID: C3K1995 IC: 3048A-1995	PCTEST Proud to be part of element	MEASUREMENT REPORT (CERTIFICATION)	Microsoft	Approved by: Technical Manager
Test Report S/N: 1M2105060048-14.C3K	Test Dates: 05/20/2021 - 09/08/2021	EUT Type: Portable Handset		Page 34 of 336

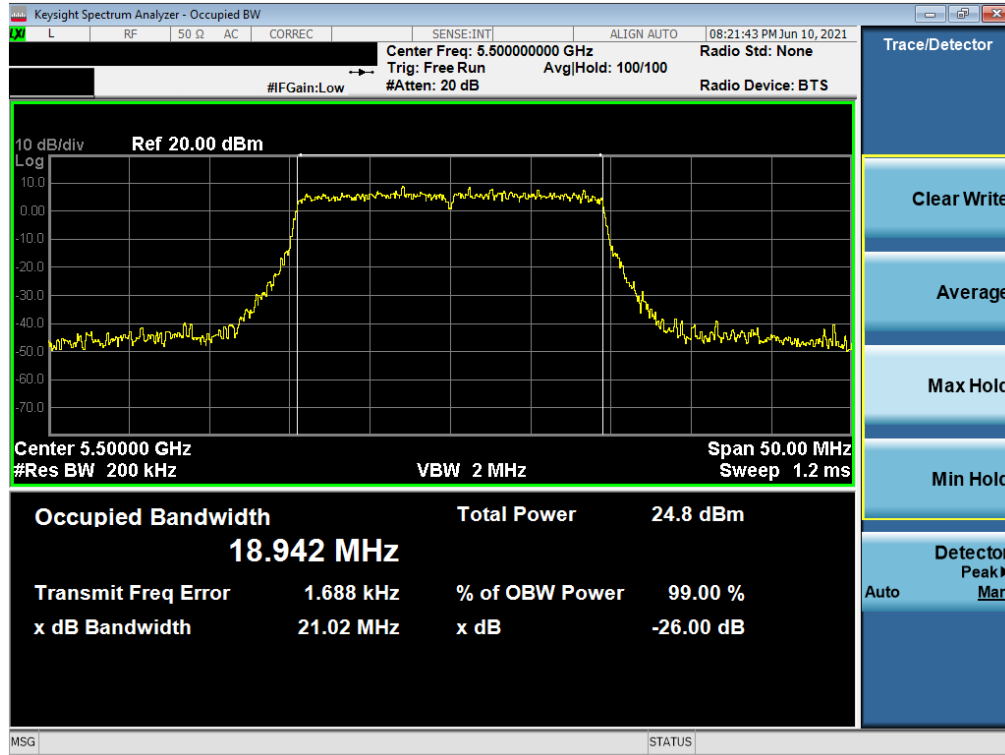


Plot 7-37. 26dB Bandwidth Plot SISO SOUTH (20MHz BW 802.11n (UNII Band 2C) – Ch. 120)

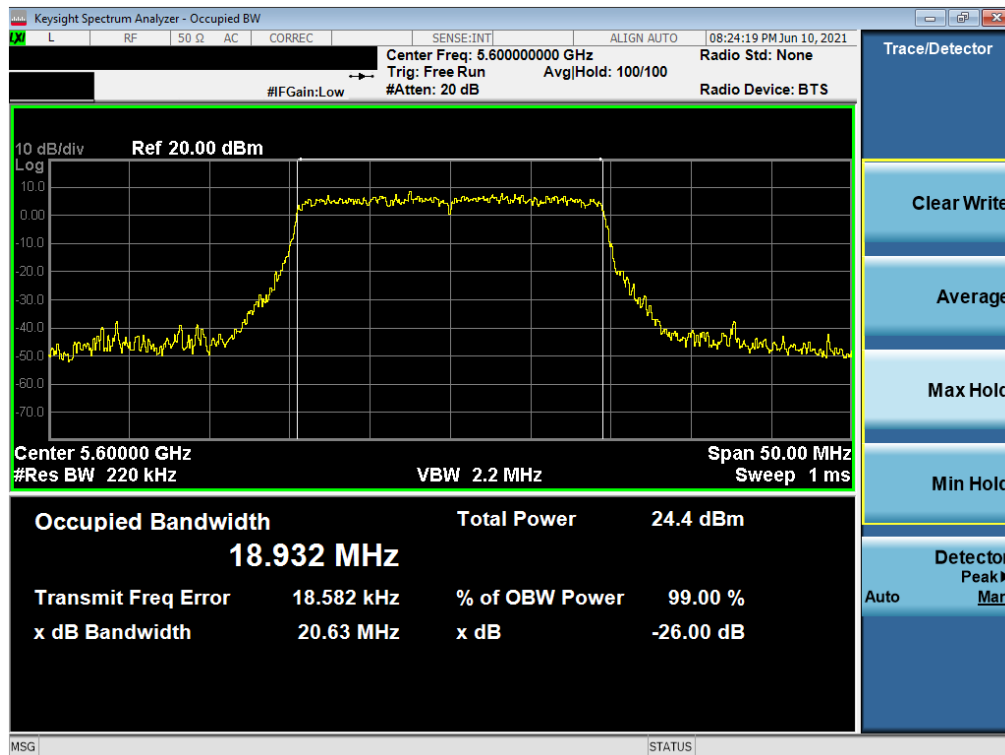


Plot 7-38. 26dB Bandwidth Plot SISO SOUTH (20MHz BW 802.11n (UNII Band 2C) – Ch. 144)

FCC ID: C3K1995 IC: 3048A-1995	PCTEST Proud to be part of element	MEASUREMENT REPORT (CERTIFICATION)	Microsoft	Approved by: Technical Manager
Test Report S/N: 1M2105060048-14.C3K	Test Dates: 05/20/2021 - 09/08/2021	EUT Type: Portable Handset		Page 35 of 336

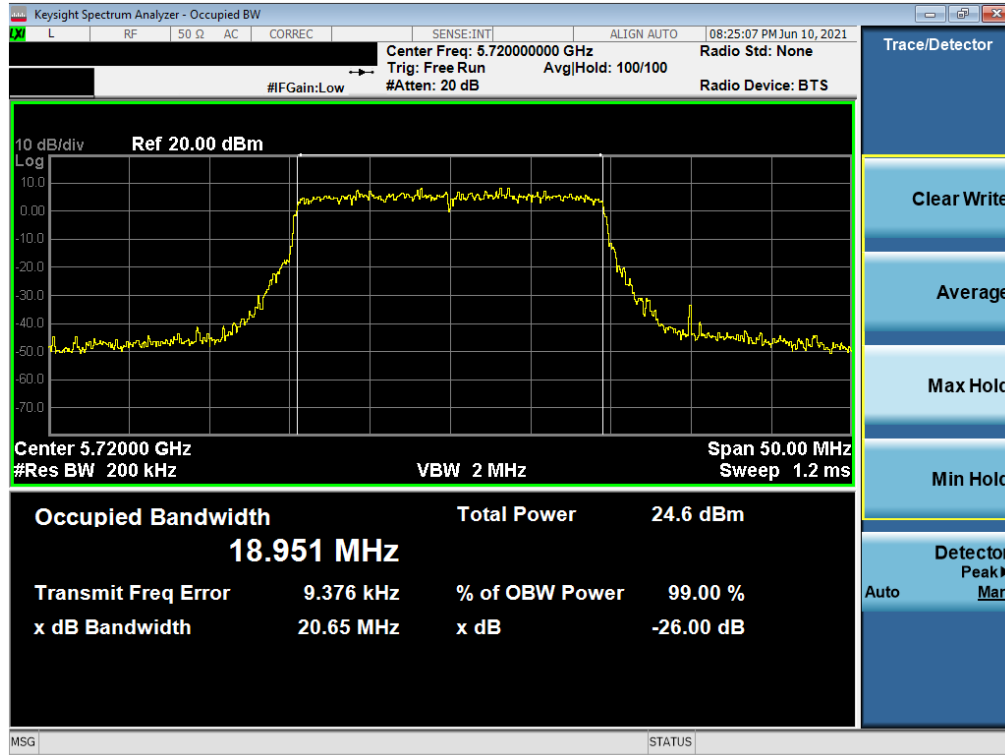


Plot 7-39. 26dB Bandwidth Plot SISO SOUTH (20MHz BW 802.11ax (UNII Band 2C) – Ch. 100)

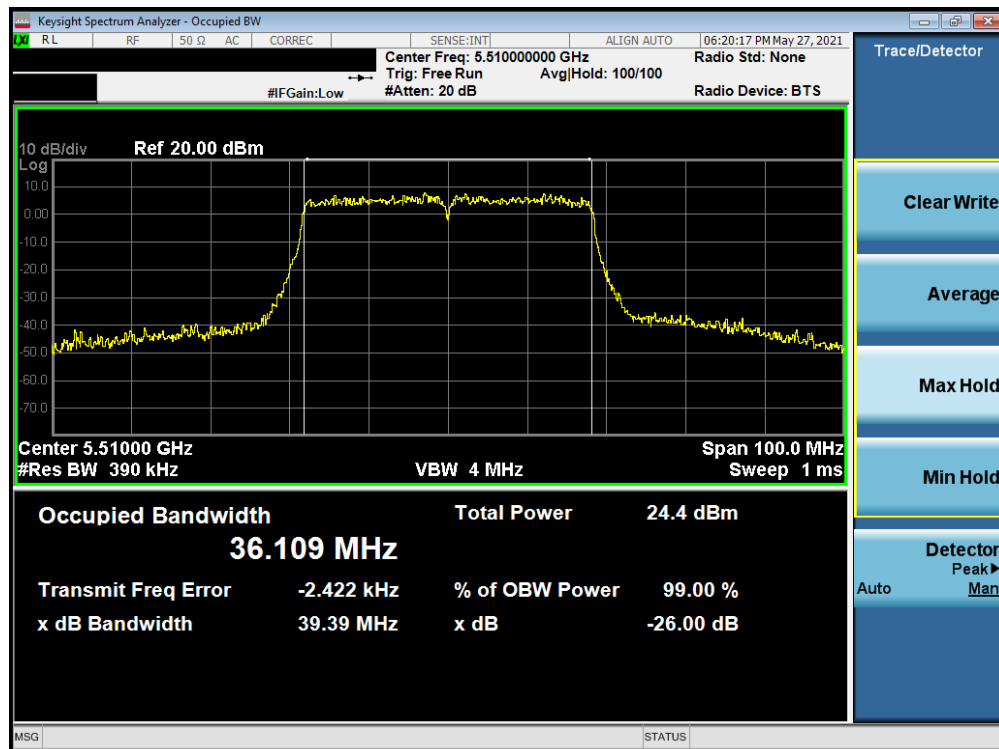


Plot 7-40. 26dB Bandwidth Plot SISO SOUTH (20MHz BW 802.11ax (UNII Band 2C) – Ch. 120)

FCC ID: C3K1995 IC: 3048A-1995	PCTEST Proud to be part of element	MEASUREMENT REPORT (CERTIFICATION)	Microsoft	Approved by: Technical Manager
Test Report S/N: 1M2105060048-14.C3K	Test Dates: 05/20/2021 - 09/08/2021	EUT Type: Portable Handset		Page 36 of 336

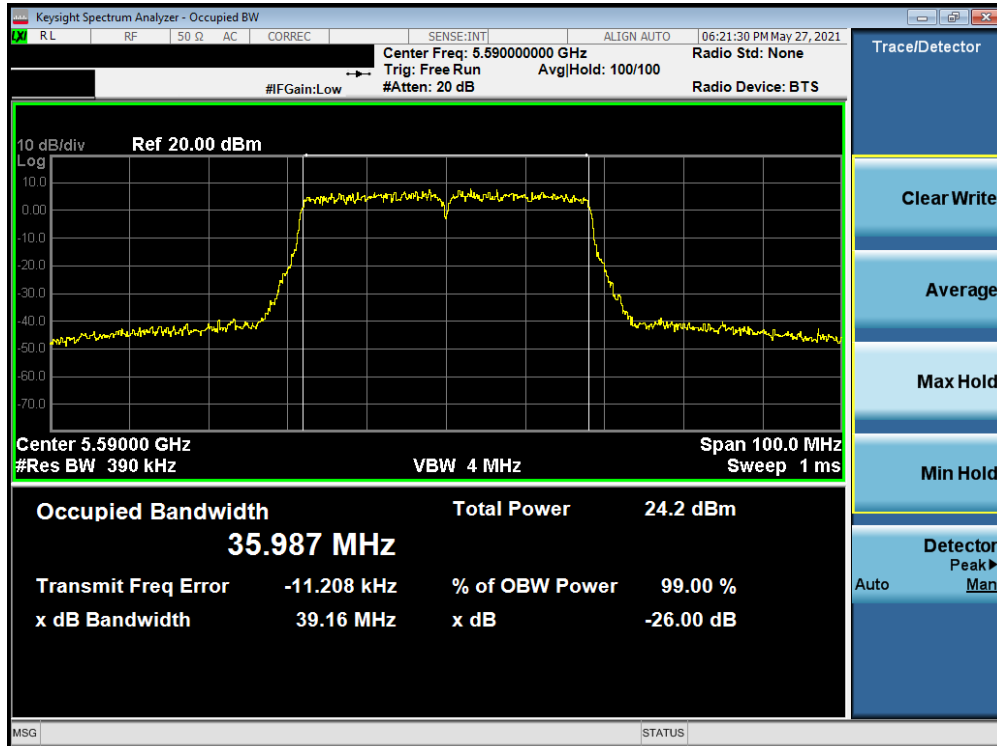


Plot 7-41. 26dB Bandwidth Plot SISO SOUTH (20MHz BW 802.11ax (UNII Band 2C) - Ch. 144)

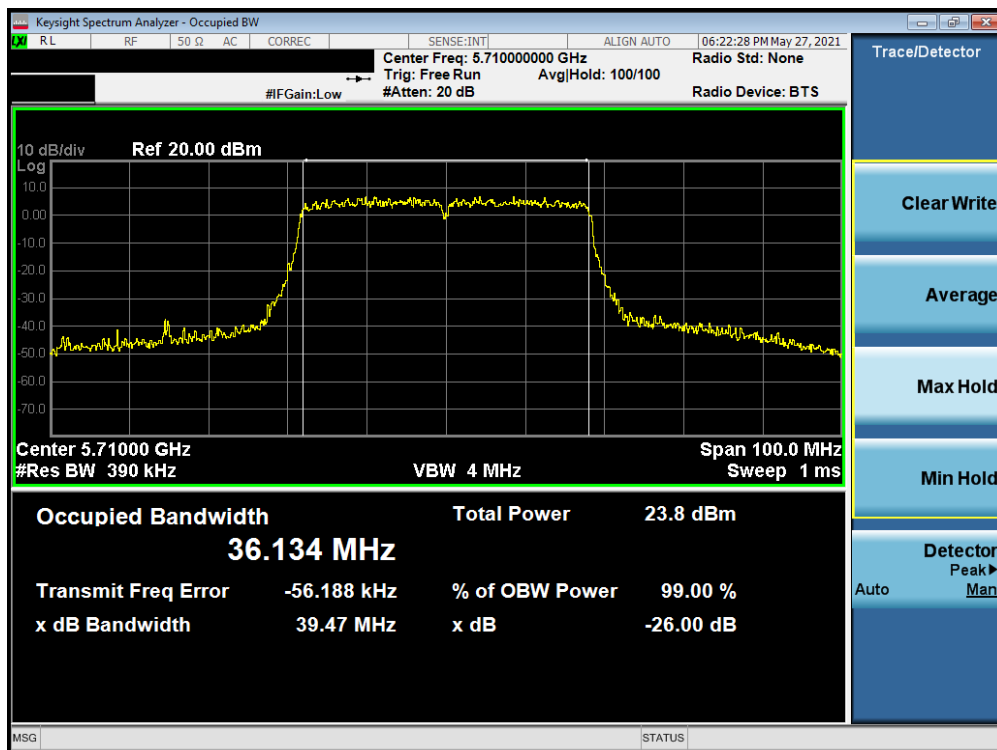


Plot 7-42. 26dB Bandwidth Plot SISO SOUTH (40MHz BW 802.11n (UNII Band 2C) - Ch. 102)

FCC ID: C3K1995 IC: 3048A-1995	PCTEST Proud to be part of element	MEASUREMENT REPORT (CERTIFICATION)	Microsoft	Approved by: Technical Manager
Test Report S/N: 1M2105060048-14.C3K	Test Dates: 05/20/2021 - 09/08/2021	EUT Type: Portable Handset		Page 37 of 336

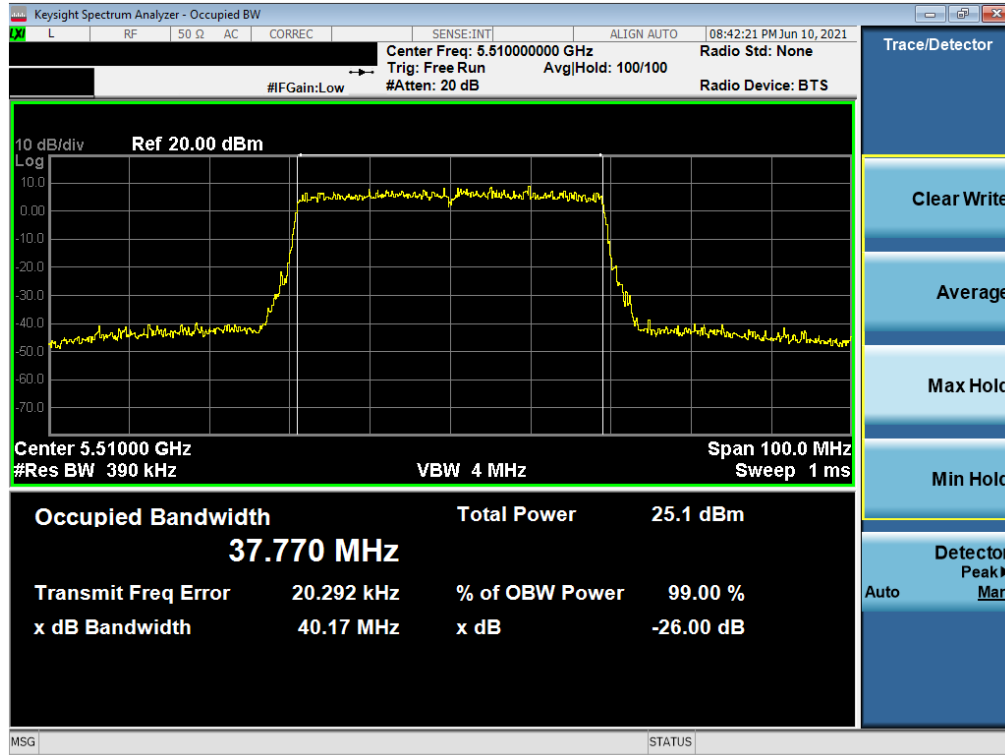


Plot 7-43. 26dB Bandwidth Plot SISO SOUTH (40MHz BW 802.11n (UNII Band 2C) – Ch. 118)

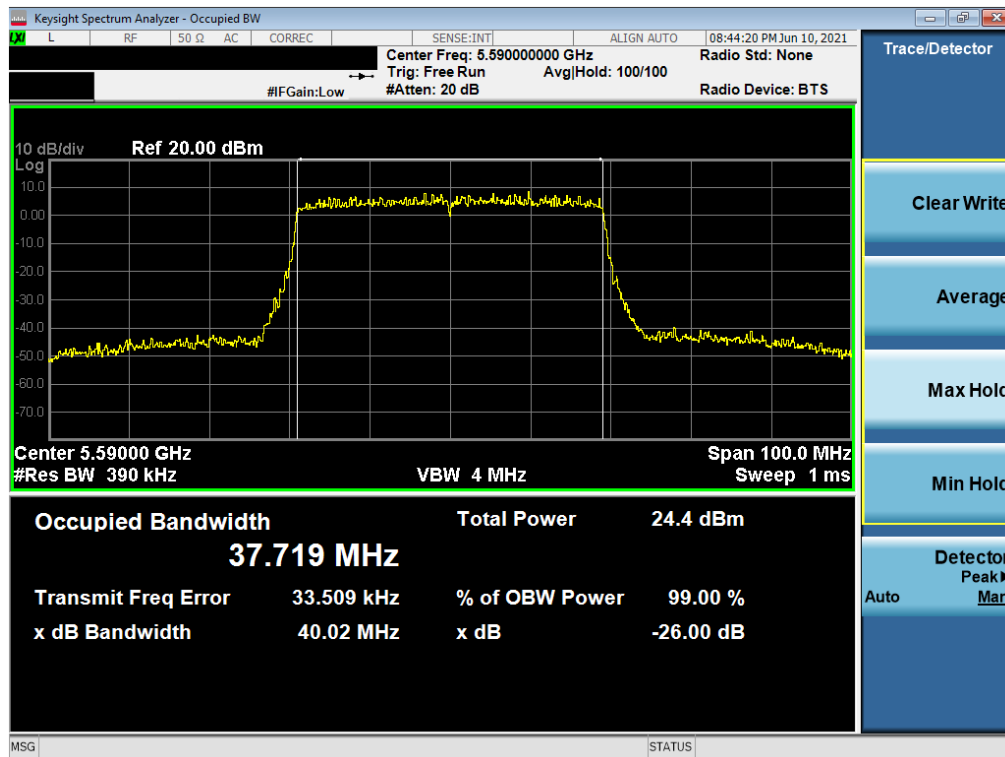


Plot 7-44. 26dB Bandwidth Plot SISO SOUTH (40MHz BW 802.11n (UNII Band 2C) – Ch. 142)

FCC ID: C3K1995 IC: 3048A-1995	PCTEST Proud to be part of element	MEASUREMENT REPORT (CERTIFICATION)	Microsoft	Approved by: Technical Manager
Test Report S/N: 1M2105060048-14.C3K	Test Dates: 05/20/2021 - 09/08/2021	EUT Type: Portable Handset		Page 38 of 336

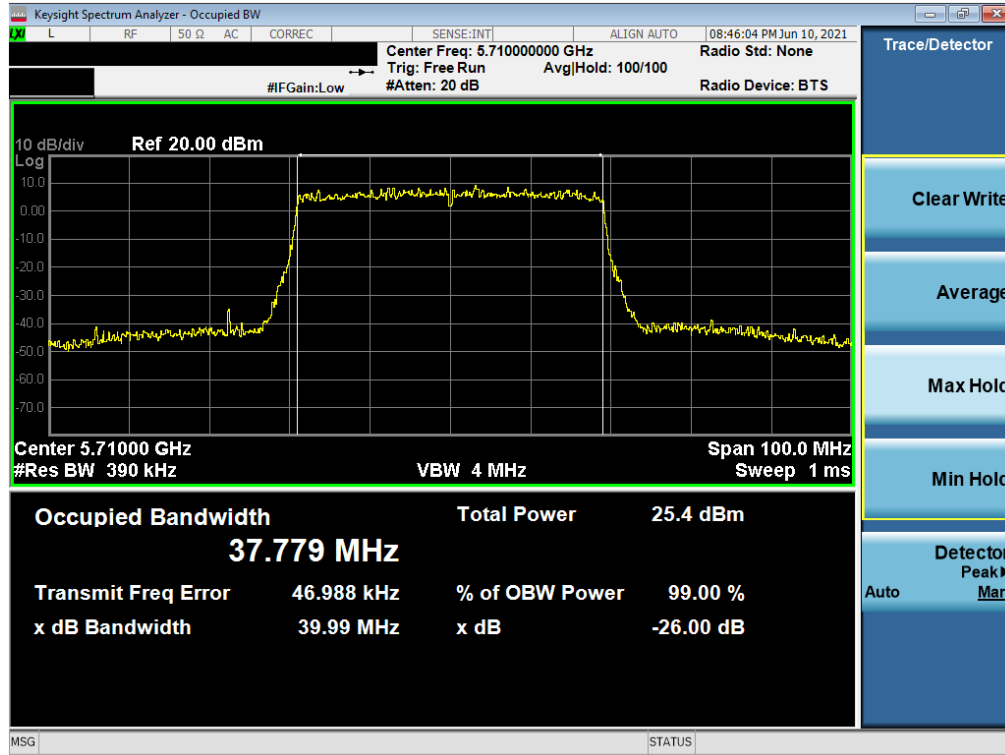


Plot 7-45. 26dB Bandwidth Plot SISO SOUTH (40MHz BW 802.11ax (UNII Band 2C) – Ch. 102)

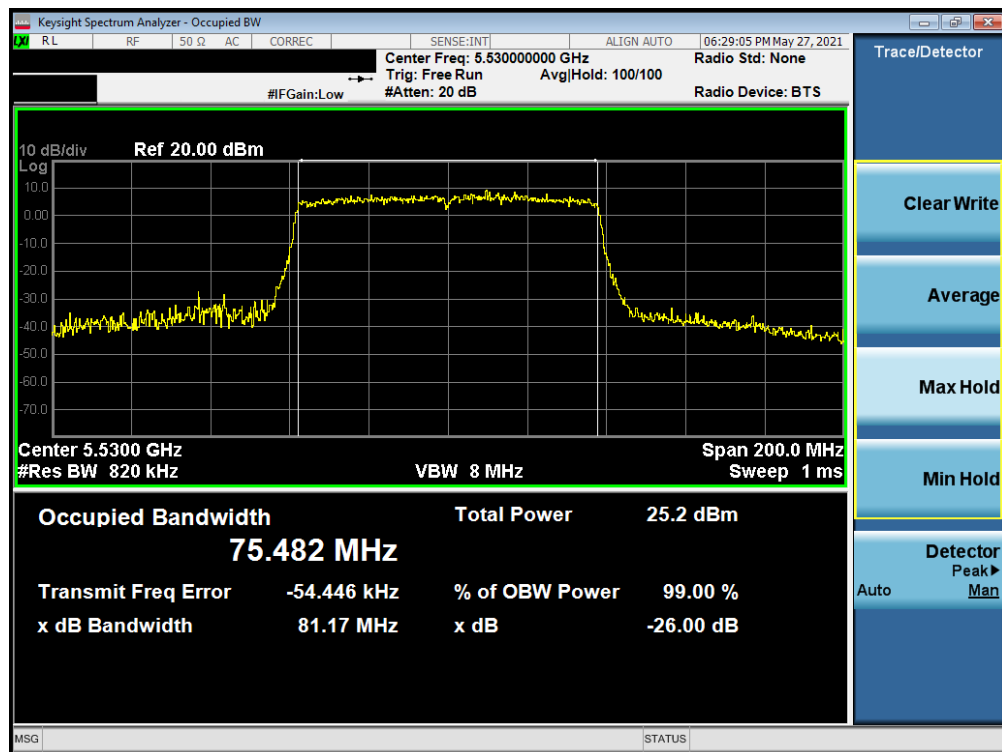


Plot 7-46. 26dB Bandwidth Plot SISO SOUTH (40MHz BW 802.11ax (UNII Band 2C) – Ch. 118)

FCC ID: C3K1995 IC: 3048A-1995	PCTEST Proud to be part of element	MEASUREMENT REPORT (CERTIFICATION)	Microsoft	Approved by: Technical Manager
Test Report S/N: 1M2105060048-14.C3K	Test Dates: 05/20/2021 - 09/08/2021	EUT Type: Portable Handset		Page 39 of 336

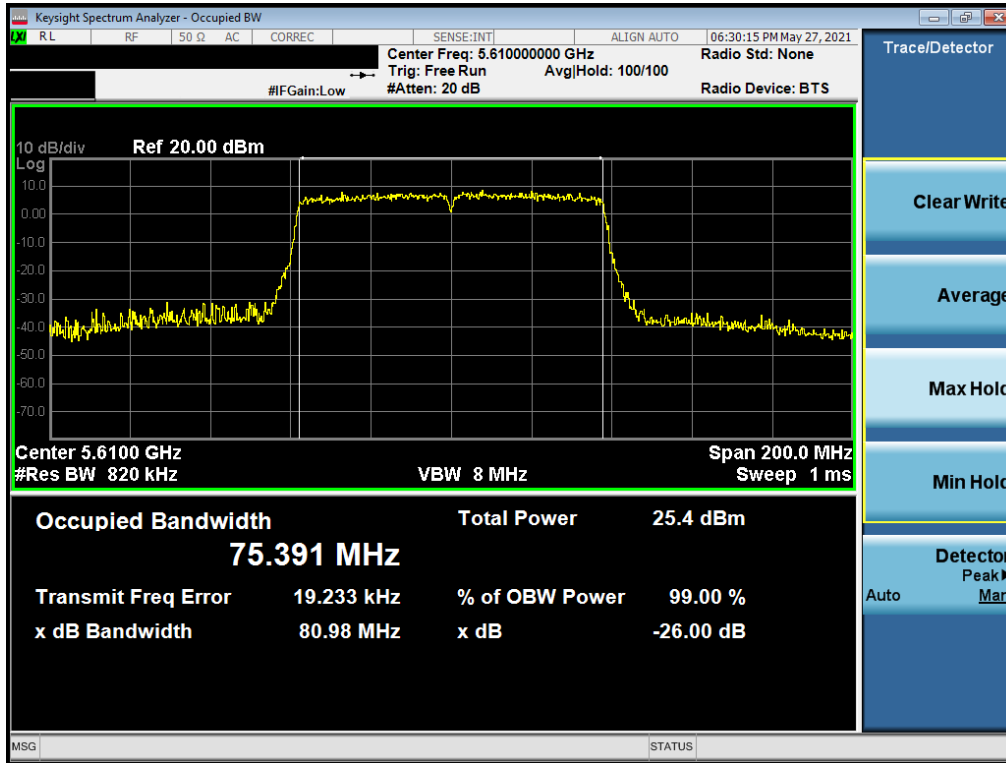


Plot 7-47. 26dB Bandwidth Plot SISO SOUTH (40MHz BW 802.11ax (UNII Band 2C) – Ch. 142)

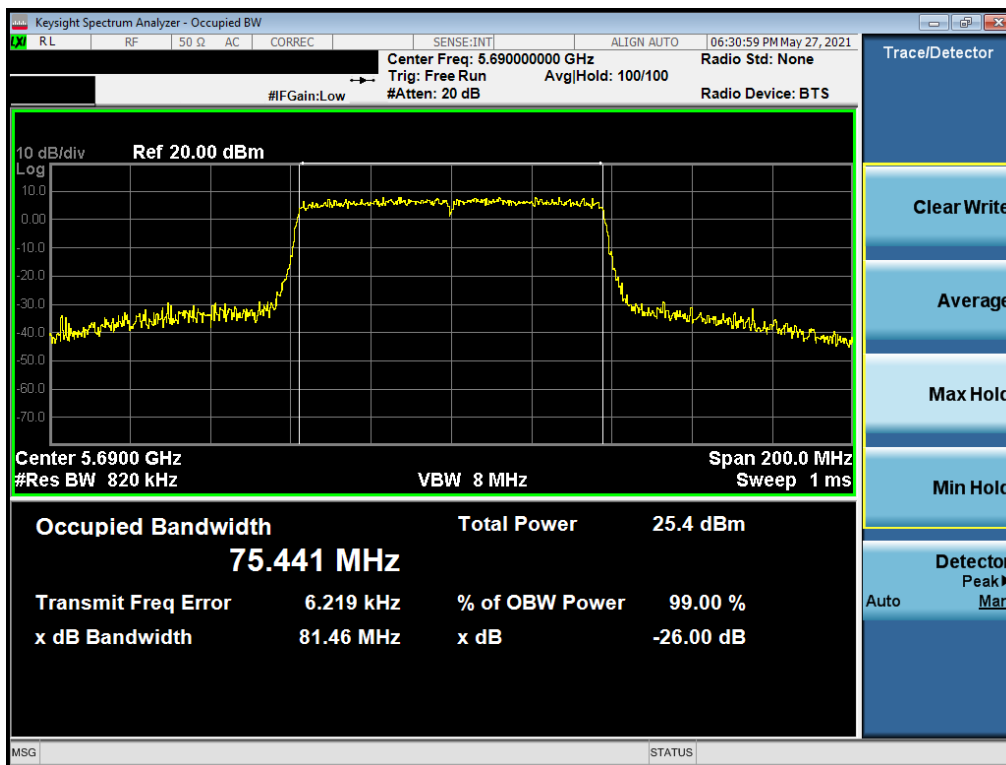


Plot 7-48. 26dB Bandwidth Plot SISO SOUTH (80MHz BW 802.11ac (UNII Band 2C) – Ch. 106)

FCC ID: C3K1995 IC: 3048A-1995	PCTEST Proud to be part of element	MEASUREMENT REPORT (CERTIFICATION)	Microsoft	Approved by: Technical Manager
Test Report S/N: 1M2105060048-14.C3K	Test Dates: 05/20/2021 - 09/08/2021	EUT Type: Portable Handset		Page 40 of 336

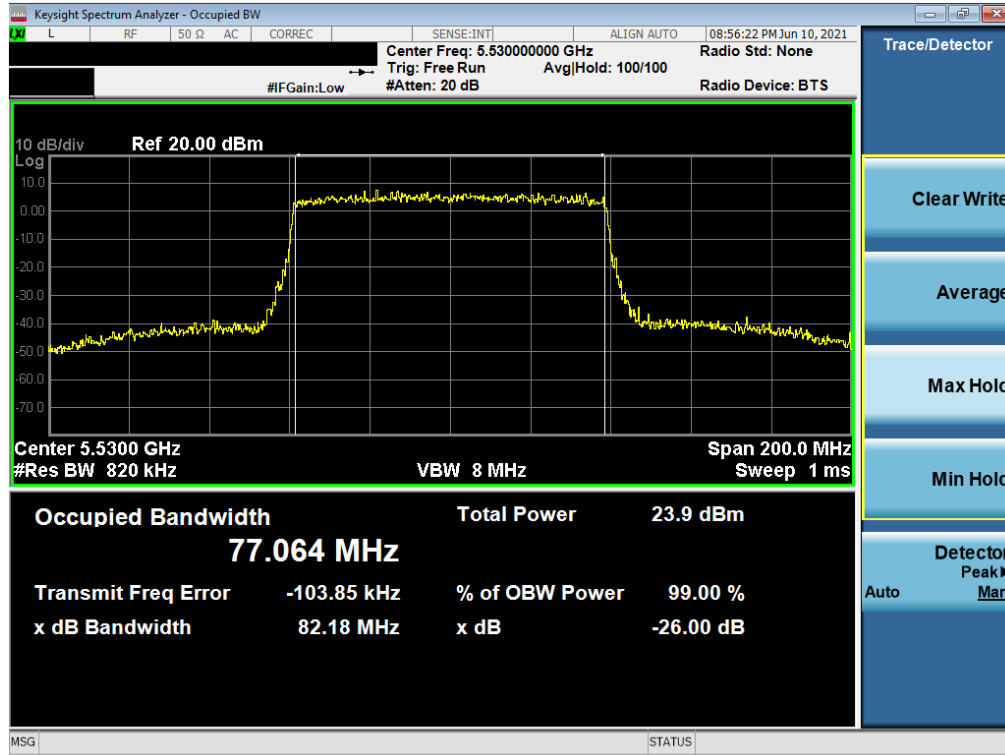


Plot 7-49. 26dB Bandwidth Plot SISO SOUTH (80MHz BW 802.11ac (UNII Band 2C) – Ch. 122)

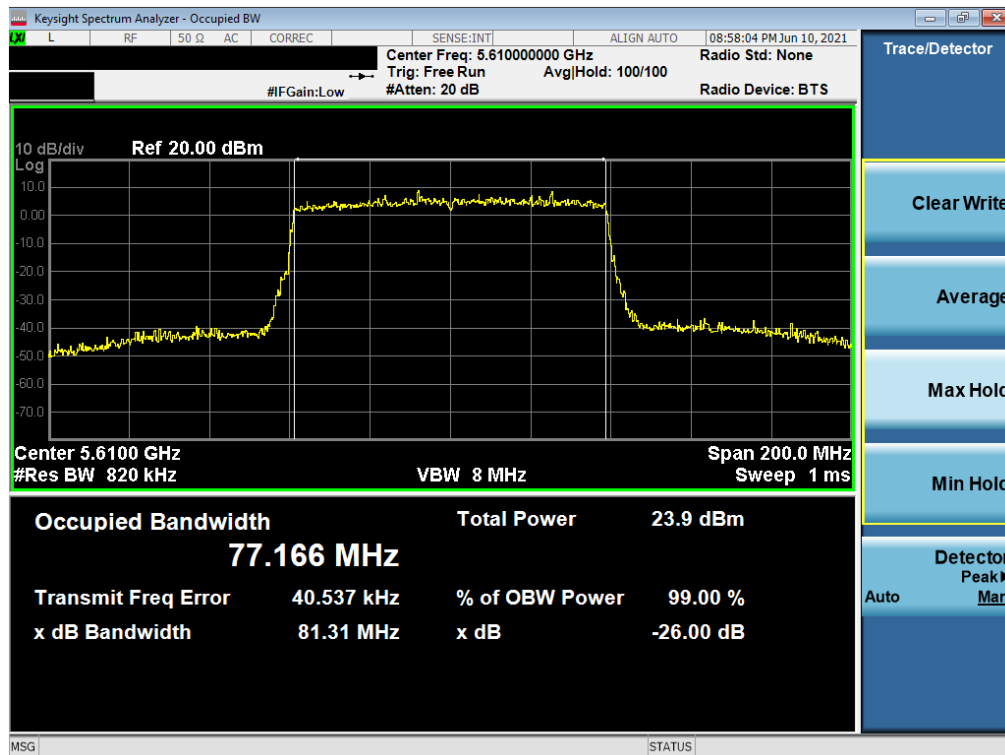


Plot 7-50. 26dB Bandwidth Plot SISO SOUTH (80MHz BW 802.11ac (UNII Band 2C) – Ch. 138)

FCC ID: C3K1995 IC: 3048A-1995	PCTEST Proud to be part of element	MEASUREMENT REPORT (CERTIFICATION)	Microsoft	Approved by: Technical Manager
Test Report S/N: 1M2105060048-14.C3K	Test Dates: 05/20/2021 - 09/08/2021	EUT Type: Portable Handset		Page 41 of 336

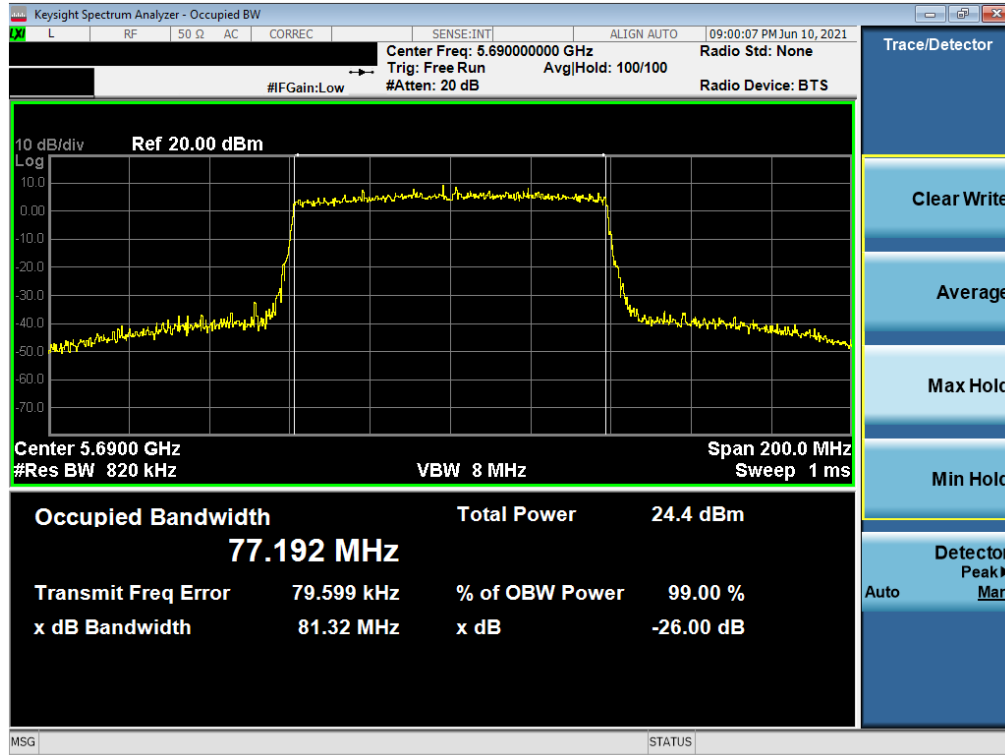


Plot 7-51. 26dB Bandwidth Plot SISO SOUTH (80MHz BW 802.11ac (UNII Band 2C) – Ch. 106)

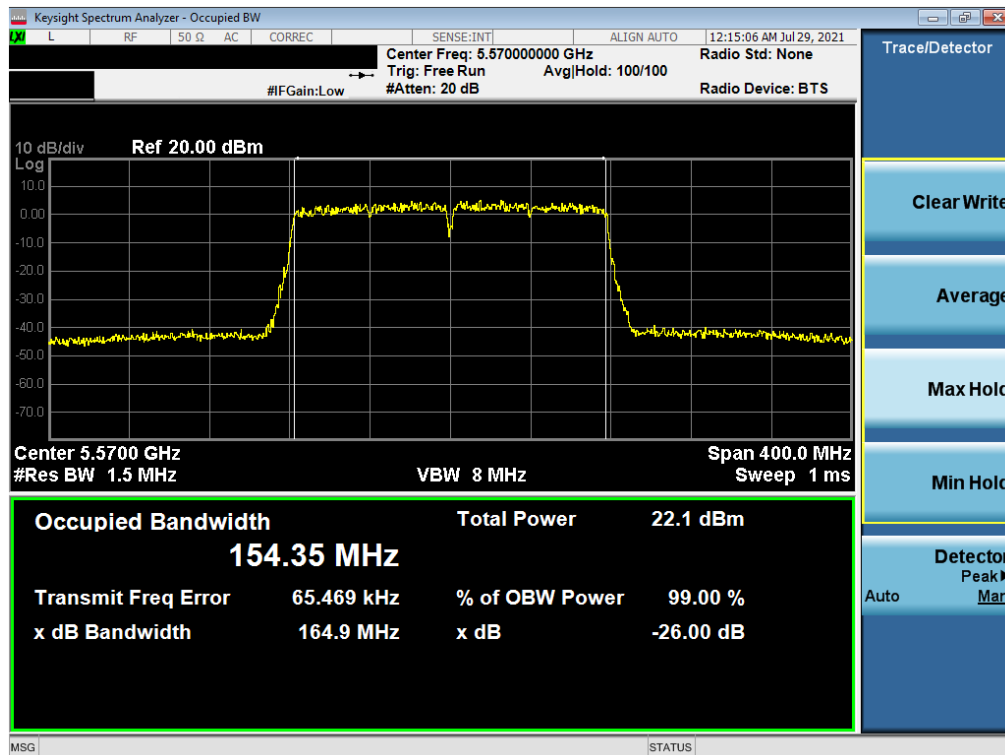


Plot 7-52. 26dB Bandwidth Plot SISO SOUTH (80MHz BW 802.11ac (UNII Band 2C) – Ch. 122)

FCC ID: C3K1995 IC: 3048A-1995	PCTEST Proud to be part of element	MEASUREMENT REPORT (CERTIFICATION)	Microsoft	Approved by: Technical Manager
Test Report S/N: 1M2105060048-14.C3K	Test Dates: 05/20/2021 - 09/08/2021	EUT Type: Portable Handset		Page 42 of 336

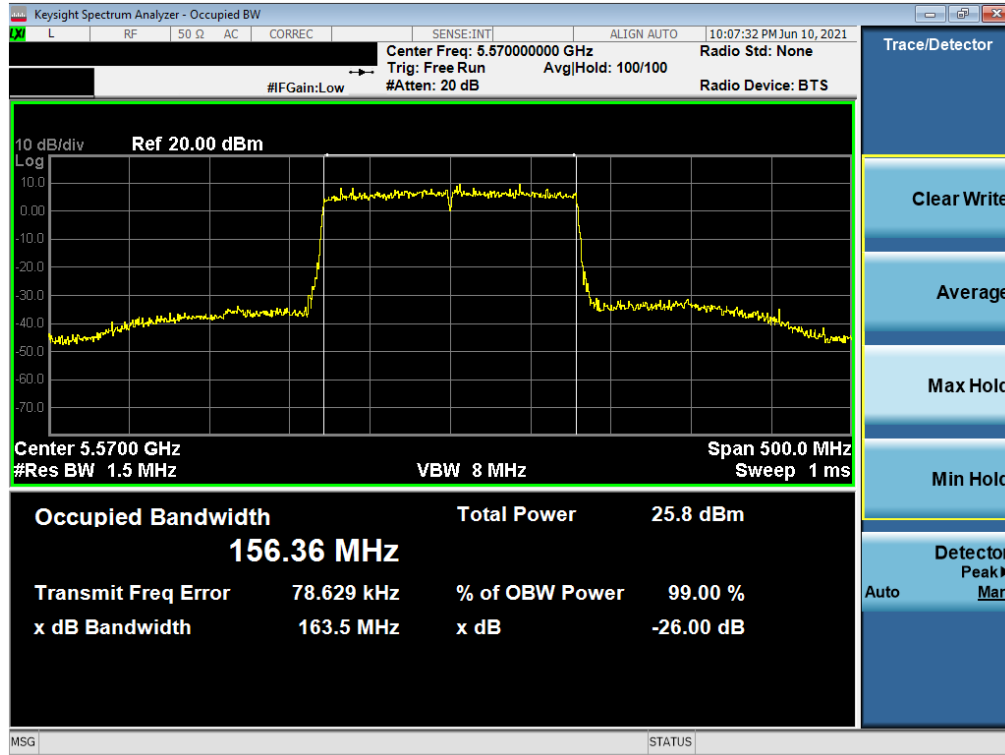


Plot 7-53. 26dB Bandwidth Plot SISO SOUTH (80MHz BW 802.11ac (UNII Band 2C) – Ch. 138)



Plot 7-54. 26dB Bandwidth Plot SISO SOUTH (160MHz BW 802.11ac (UNII Band 2C) – Ch. 114)

FCC ID: C3K1995 IC: 3048A-1995	PCTEST Proud to be part of element	MEASUREMENT REPORT (CERTIFICATION)	Microsoft	Approved by: Technical Manager
Test Report S/N: 1M2105060048-14.C3K	Test Dates: 05/20/2021 - 09/08/2021	EUT Type: Portable Handset		Page 43 of 336



Plot 7-55. 26dB Bandwidth Plot SISO SOUTH (160MHz BW 802.11ax (UNII Band 2C) – Ch. 114)

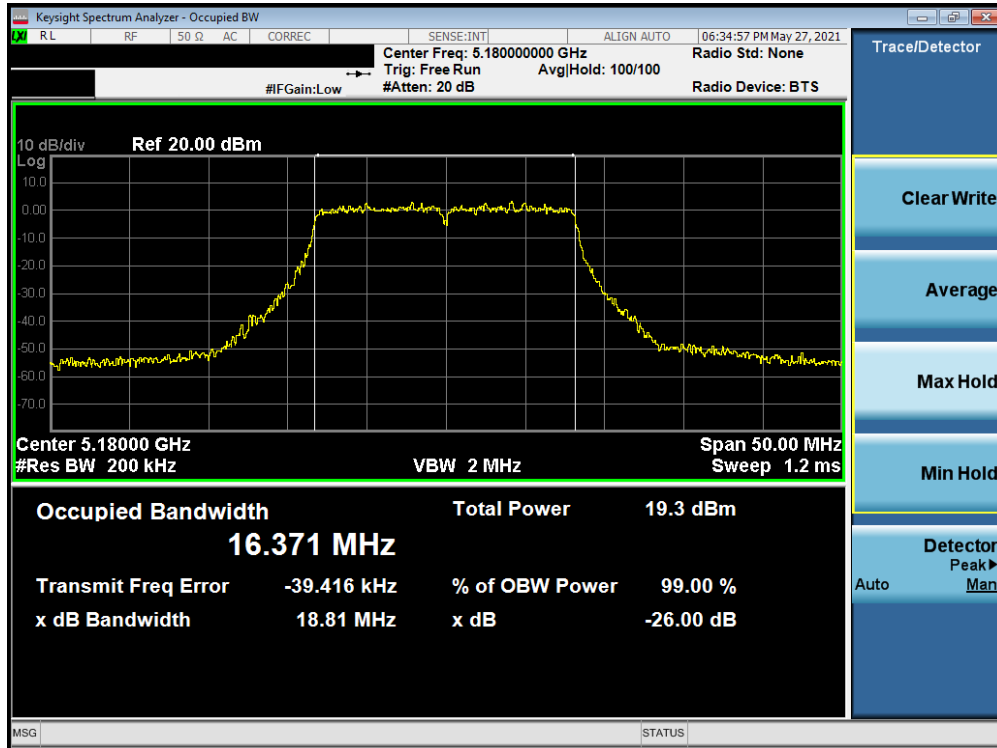
FCC ID: C3K1995 IC: 3048A-1995		MEASUREMENT REPORT (CERTIFICATION)		Approved by: Technical Manager
Test Report S/N: 1M2105060048-14.C3K	Test Dates: 05/20/2021 - 09/08/2021	EUT Type: Portable Handset		Page 44 of 336

SISO NORTH 26dB Bandwidth Measurements

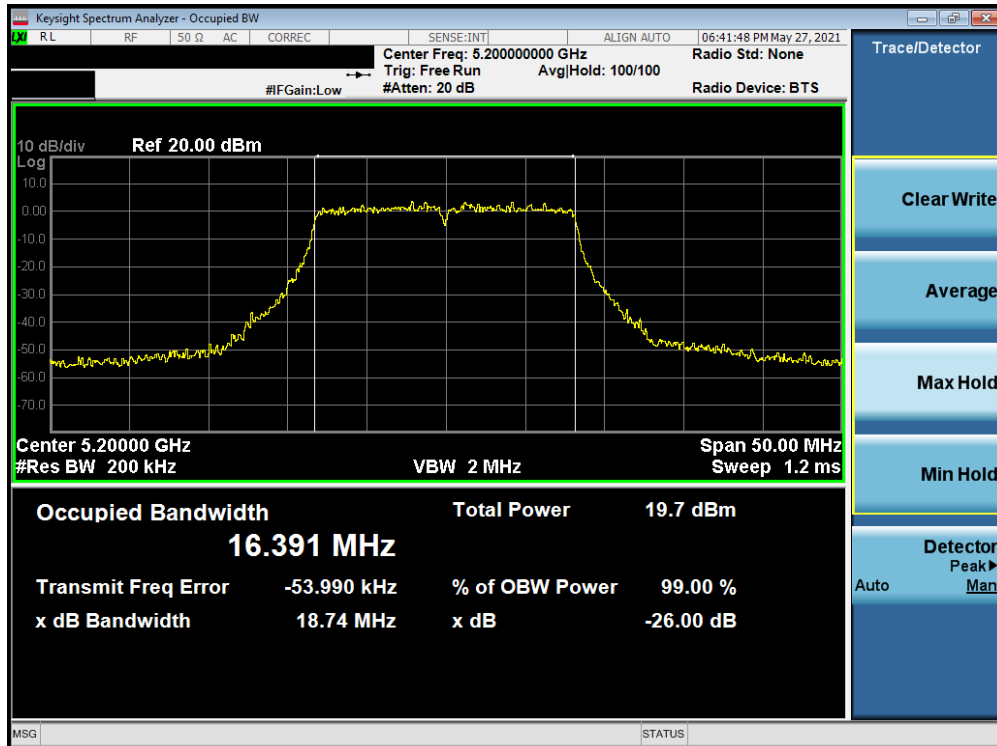
	Frequency [MHz]	Channel No.	802.11 Mode	Data Rate [Mbps]	Measured 26dB Bandwidth [MHz]
Band 1	5180	36	a	6	18.81
	5200	40	a	6	18.74
	5240	48	a	6	18.55
	5180	36	n (20MHz)	6.5/7.2 (MCS0)	19.98
	5200	40	n (20MHz)	6.5/7.2 (MCS0)	19.75
	5240	48	n (20MHz)	6.5/7.2 (MCS0)	20.08
	5180	36	ax (20MHz)	6.5/7.2 (MCS0)	20.75
	5200	40	ax (20MHz)	6.5/7.2 (MCS0)	20.73
	5240	48	ax (20MHz)	6.5/7.2 (MCS0)	21.07
	5190	38	n (40MHz)	13.5/15 (MCS0)	39.72
	5230	46	n (40MHz)	13.5/15 (MCS0)	39.43
	5190	38	ax (40MHz)	13.5/15 (MCS0)	40.09
	5230	46	ax (40MHz)	13.5/15 (MCS0)	40.25
	5210	42	ac (80MHz)	29.3/32.5 (MCS0)	81.51
	5210	42	ax (80MHz)	29.3/32.5 (MCS0)	81.62
Band 1/2A	5250	50	ac (160MHz)	58.5/65 (MCS0)	163.80
	5250	50	ax (160MHz)	58.5/65 (MCS0)	163.60
Band 2A	5260	52	a	6	19.05
	5280	56	a	6	18.56
	5320	64	a	6	19.16
	5260	52	n (20MHz)	6.5/7.2 (MCS0)	20.02
	5280	56	n (20MHz)	6.5/7.2 (MCS0)	20.09
	5320	64	n (20MHz)	6.5/7.2 (MCS0)	19.76
	5260	52	ax (20MHz)	6.5/7.2 (MCS0)	20.59
	5280	56	ax (20MHz)	6.5/7.2 (MCS0)	20.85
	5320	64	ax (20MHz)	6.5/7.2 (MCS0)	20.46
	5270	54	n (40MHz)	13.5/15 (MCS0)	39.19
	5310	62	n (40MHz)	13.5/15 (MCS0)	39.40
	5270	54	ax (40MHz)	13.5/15 (MCS0)	40.06
	5310	62	ax (40MHz)	13.5/15 (MCS0)	39.87
	5290	58	ac (80MHz)	29.3/32.5 (MCS0)	80.93
	5290	58	ax (80MHz)	29.3/32.5 (MCS0)	81.97
Band 2C	5500	100	a	6	18.70
	5600	120	a	6	18.73
	5720	144	a	6	19.01
	5500	100	n (20MHz)	6.5/7.2 (MCS0)	19.97
	5600	120	n (20MHz)	6.5/7.2 (MCS0)	20.05
	5720	144	n (20MHz)	6.5/7.2 (MCS0)	20.02
	5500	100	ax (20MHz)	6.5/7.2 (MCS0)	20.88
	5600	120	ax (20MHz)	6.5/7.2 (MCS0)	20.92
	5720	144	ax (20MHz)	6.5/7.2 (MCS0)	20.83
	5510	102	n (40MHz)	13.5/15 (MCS0)	38.94
	5590	118	n (40MHz)	13.5/15 (MCS0)	39.65
	5710	142	n (40MHz)	13.5/15 (MCS0)	39.46
	5510	102	ax (40MHz)	13.5/15 (MCS0)	40.03
	5590	118	ax (40MHz)	13.5/15 (MCS0)	40.06
	5710	142	ax (40MHz)	13.5/15 (MCS0)	40.28
	5530	106	ac (80MHz)	29.3/32.5 (MCS0)	80.24
	5610	122	ac (80MHz)	29.3/32.5 (MCS0)	81.00
	5690	138	ac (80MHz)	29.3/32.5 (MCS0)	81.08
	5530	106	ax (80MHz)	29.3/32.5 (MCS0)	81.40
	5610	122	ax (80MHz)	29.3/32.5 (MCS0)	81.81
	5690	138	ax (80MHz)	29.3/32.5 (MCS0)	81.64
	5570	114	ac (160MHz)	58.5/65 (MCS0)	164.30
	5570	114	ax (160MHz)	58.5/65 (MCS0)	163.50

Table 7-3. Conducted Bandwidth Measurements SISO NORTH

FCC ID: C3K1995 IC: 3048A-1995		MEASUREMENT REPORT (CERTIFICATION)		Approved by: Technical Manager
Test Report S/N: 1M2105060048-14.C3K	Test Dates: 05/20/2021 - 09/08/2021	EUT Type: Portable Handset		Page 45 of 336

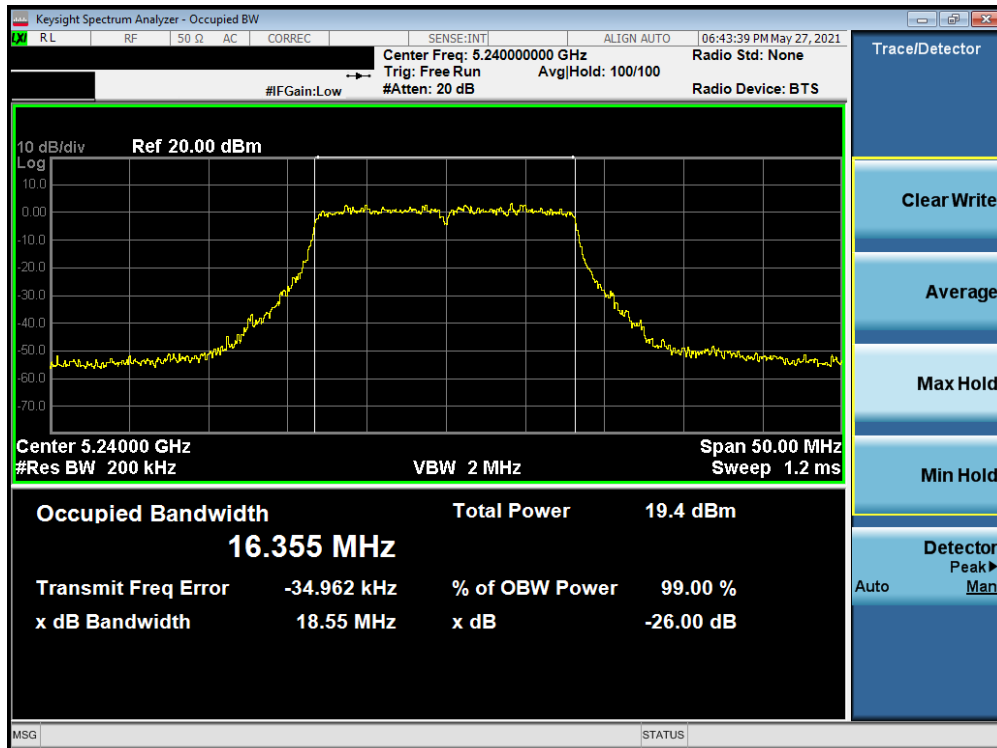


Plot 7-56. 26dB Bandwidth Plot SISO NORTH (802.11a (UNII Band 1) – Ch. 36)

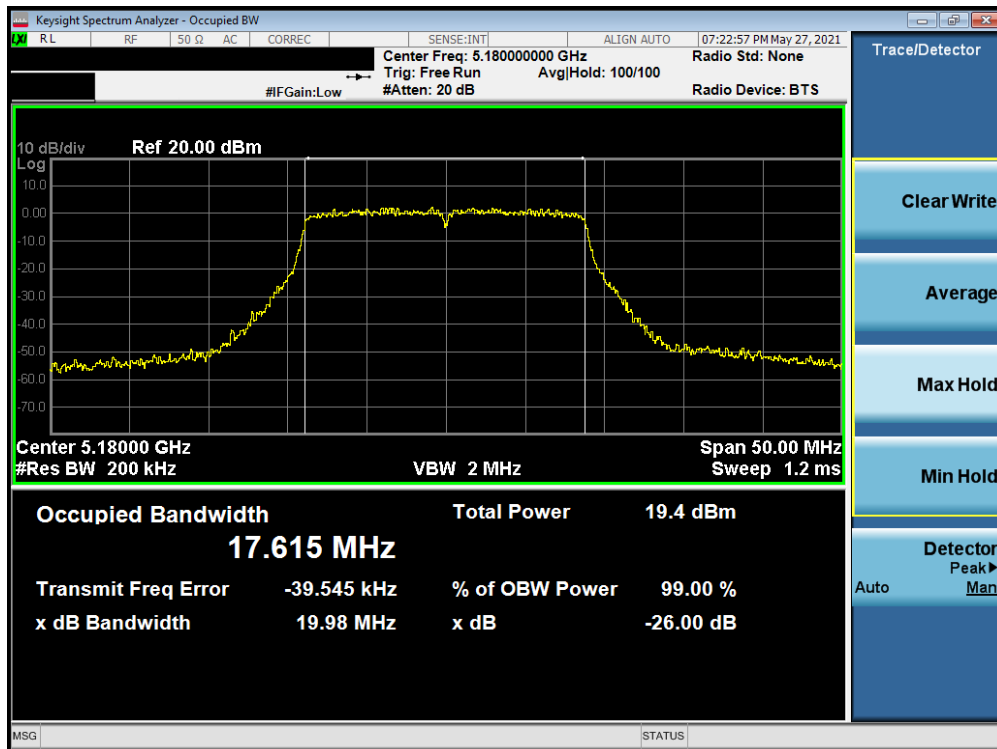


Plot 7-57. 26dB Bandwidth Plot SISO NORTH (802.11a (UNII Band 1) – Ch. 40)

FCC ID: C3K1995 IC: 3048A-1995	PCTEST Proud to be part of element	MEASUREMENT REPORT (CERTIFICATION)	Microsoft	Approved by: Technical Manager
Test Report S/N: 1M2105060048-14.C3K	Test Dates: 05/20/2021 - 09/08/2021	EUT Type: Portable Handset		Page 46 of 336

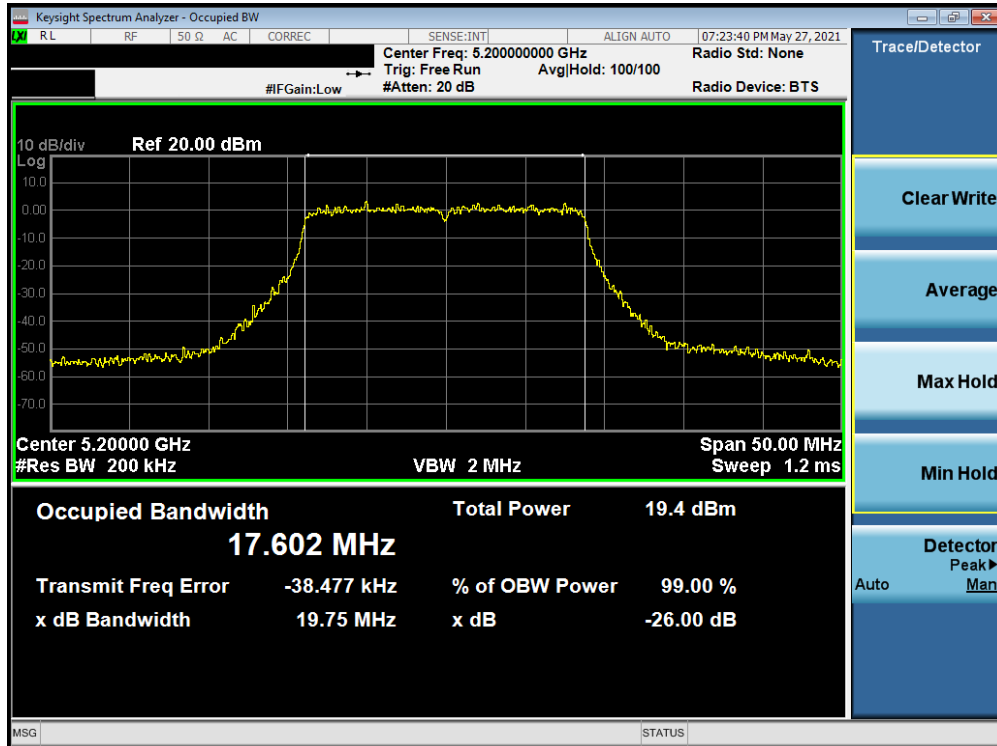


Plot 7-58. 26dB Bandwidth Plot SISO NORTH (802.11a (UNII Band 1) – Ch. 48)

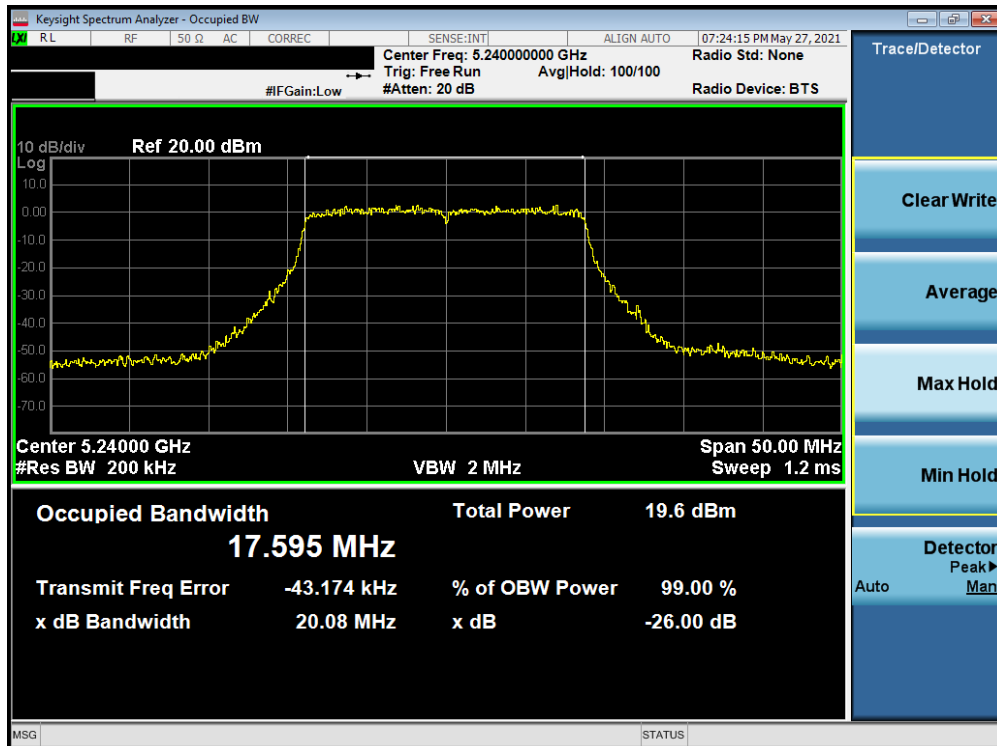


Plot 7-59. 26dB Bandwidth Plot SISO NORTH (20MHz BW 802.11n (UNII Band 1) – Ch. 36)

FCC ID: C3K1995 IC: 3048A-1995	PCTEST Proud to be part of element	MEASUREMENT REPORT (CERTIFICATION)	Microsoft	Approved by: Technical Manager
Test Report S/N: 1M2105060048-14.C3K	Test Dates: 05/20/2021 - 09/08/2021	EUT Type: Portable Handset		Page 47 of 336

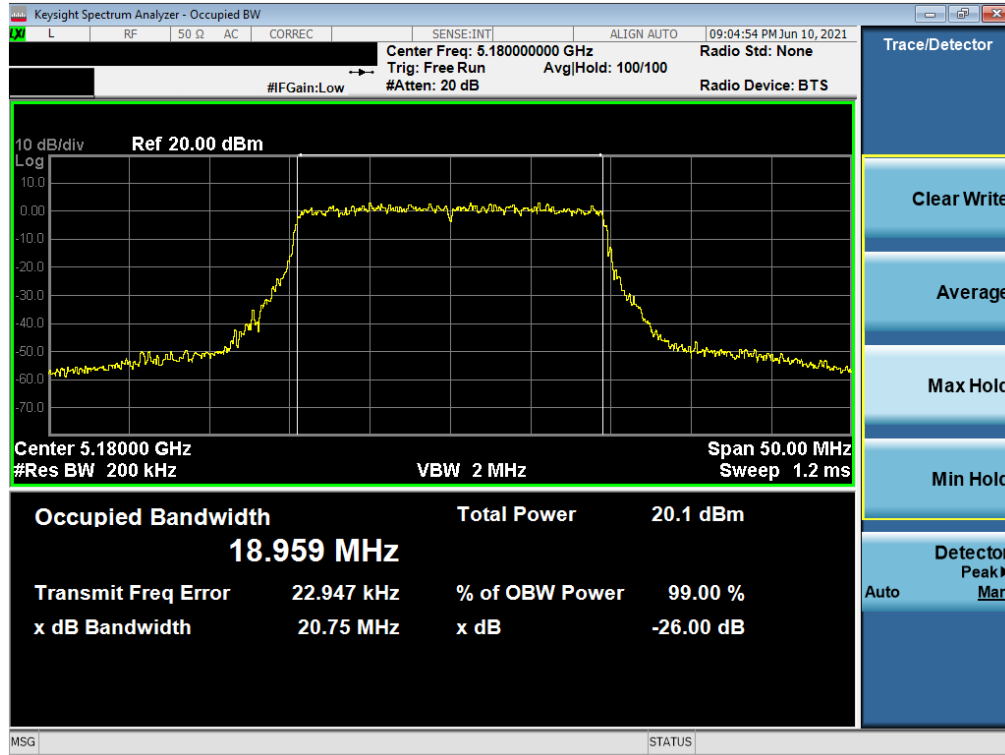


Plot 7-60. 26dB Bandwidth Plot SISO NORTH (20MHz BW 802.11n (UNII Band 1) – Ch. 40)

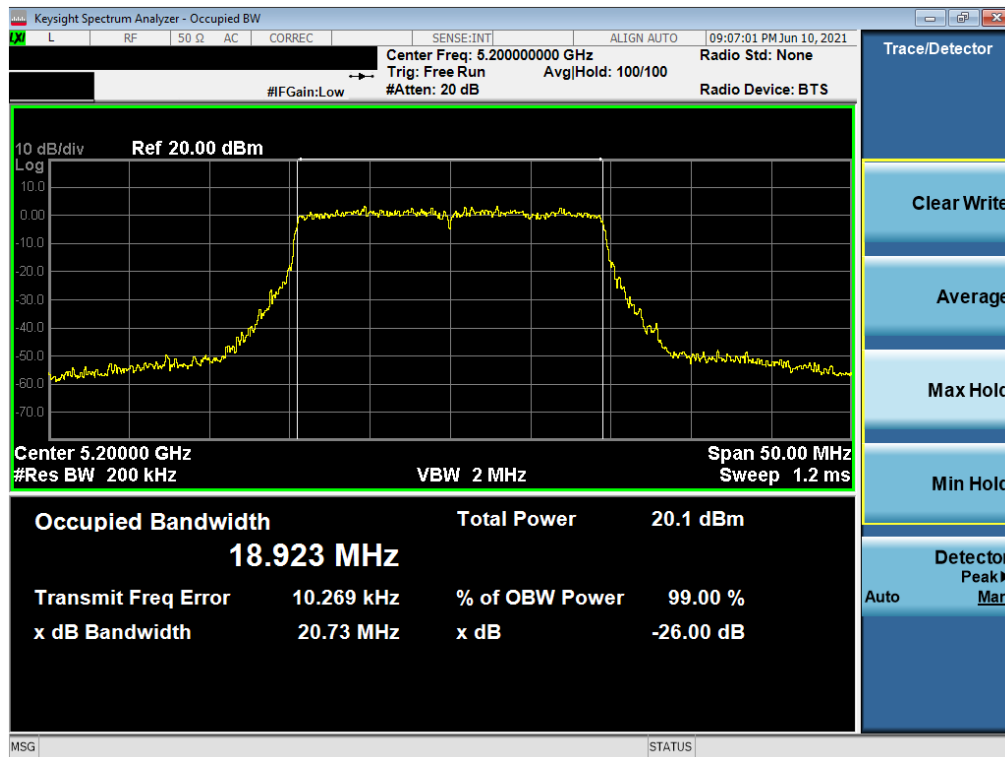


Plot 7-61. 26dB Bandwidth Plot SISO NORTH (20MHz BW 802.11n (UNII Band 1) – Ch. 48)

FCC ID: C3K1995 IC: 3048A-1995	PCTEST Proud to be part of element	MEASUREMENT REPORT (CERTIFICATION)	Microsoft	Approved by: Technical Manager
Test Report S/N: 1M2105060048-14.C3K	Test Dates: 05/20/2021 - 09/08/2021	EUT Type: Portable Handset		Page 48 of 336

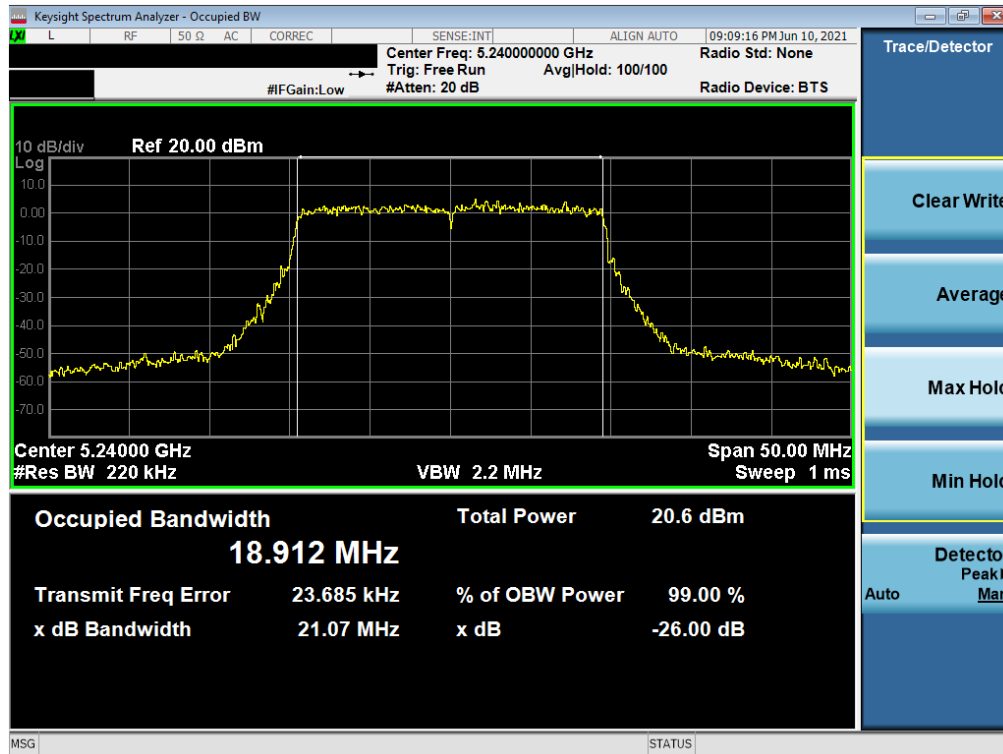


Plot 7-62. 26dB Bandwidth Plot SISO NORTH (20MHz BW 802.11ax (UNII Band 1) – Ch. 36)

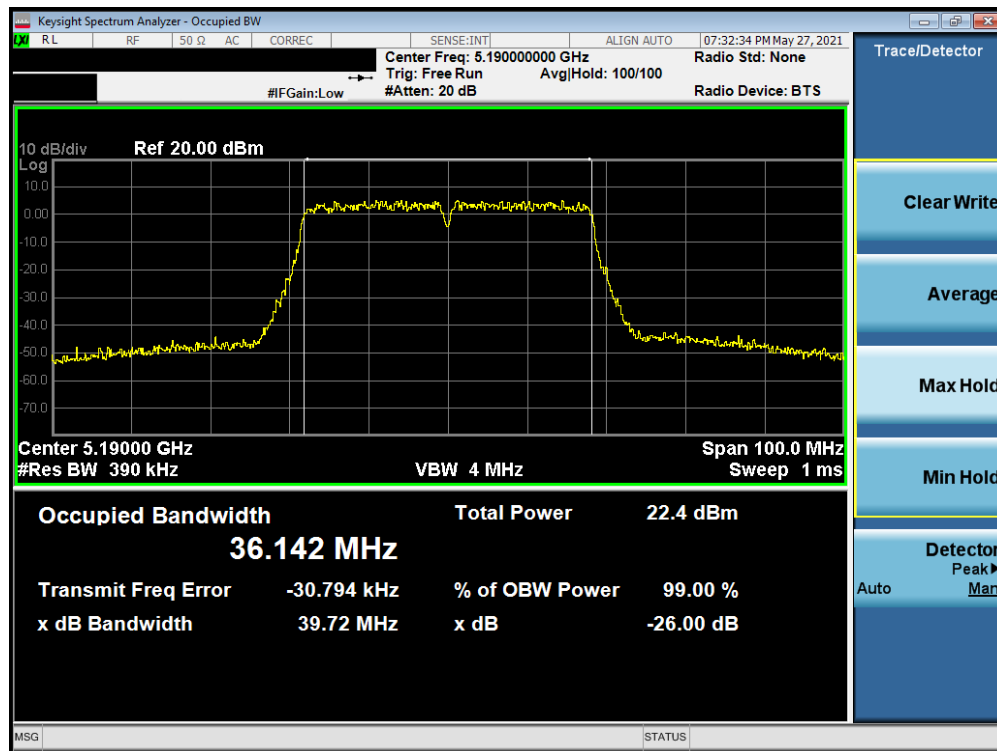


Plot 7-63. 26dB Bandwidth Plot SISO NORTH (20MHz BW 802.11ax (UNII Band 1) – Ch. 40)

FCC ID: C3K1995 IC: 3048A-1995	PCTEST Proud to be part of element	MEASUREMENT REPORT (CERTIFICATION)	Microsoft	Approved by: Technical Manager
Test Report S/N: 1M2105060048-14.C3K	Test Dates: 05/20/2021 - 09/08/2021	EUT Type: Portable Handset		Page 49 of 336

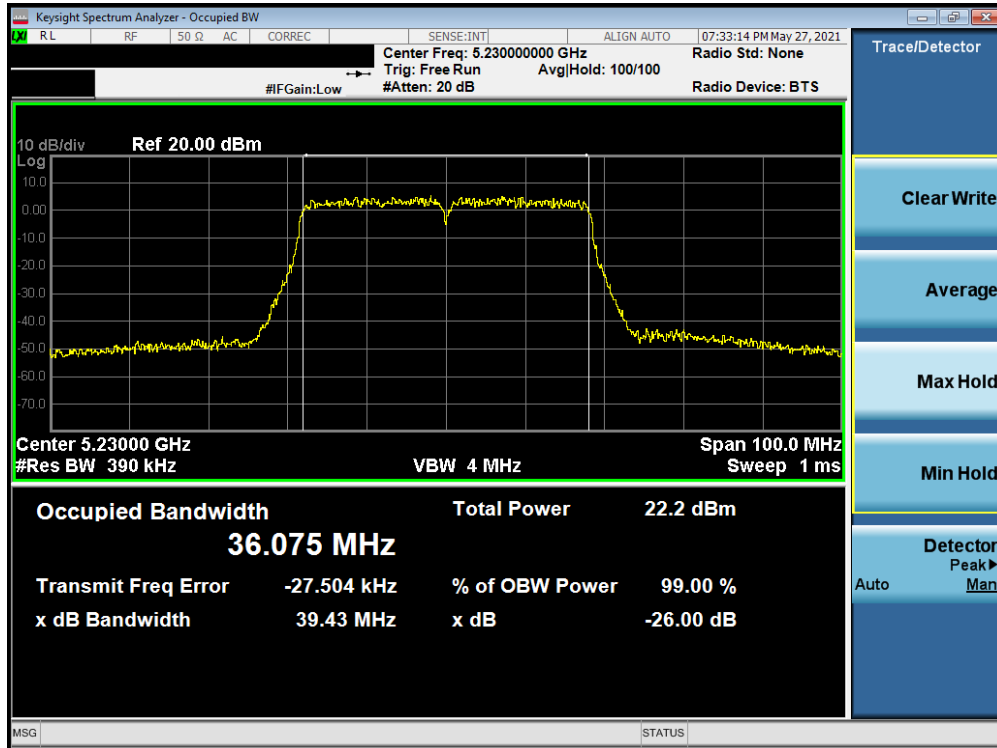


Plot 7-64. 26dB Bandwidth Plot SISO NORTH (20MHz BW 802.11ax (UNII Band 1) – Ch. 48)

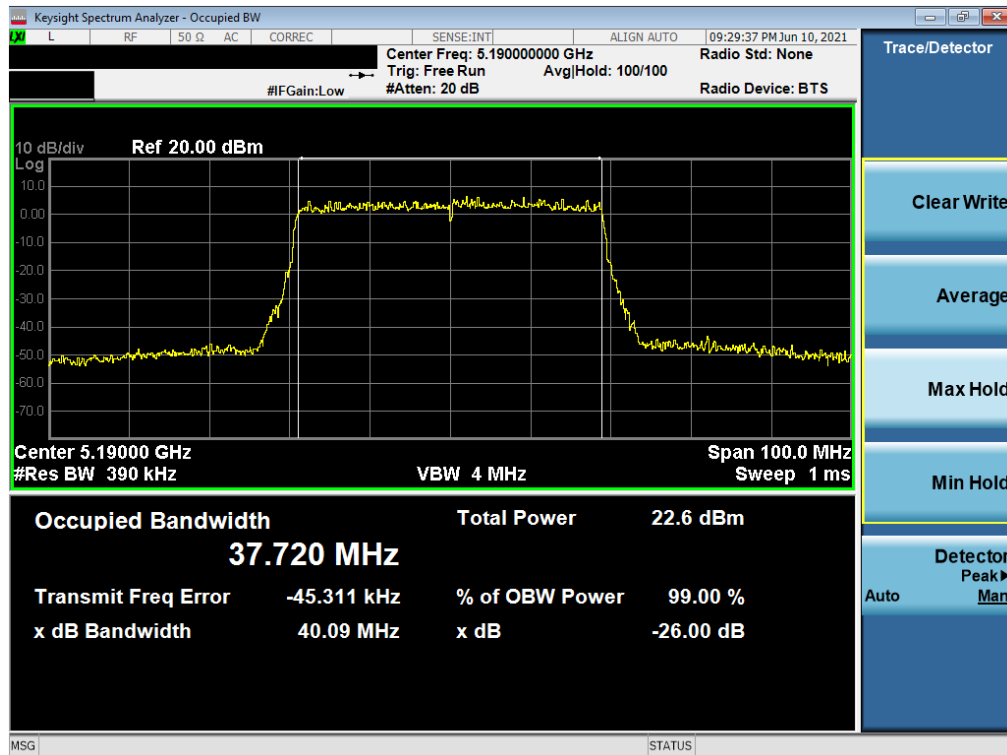


Plot 7-65. 26dB Bandwidth Plot SISO NORTH (40MHz BW 802.11n (UNII Band 1) – Ch. 38)

FCC ID: C3K1995 IC: 3048A-1995	PCTEST Proud to be part of element	MEASUREMENT REPORT (CERTIFICATION)	Microsoft	Approved by: Technical Manager
Test Report S/N: 1M2105060048-14.C3K	Test Dates: 05/20/2021 - 09/08/2021	EUT Type: Portable Handset		Page 50 of 336

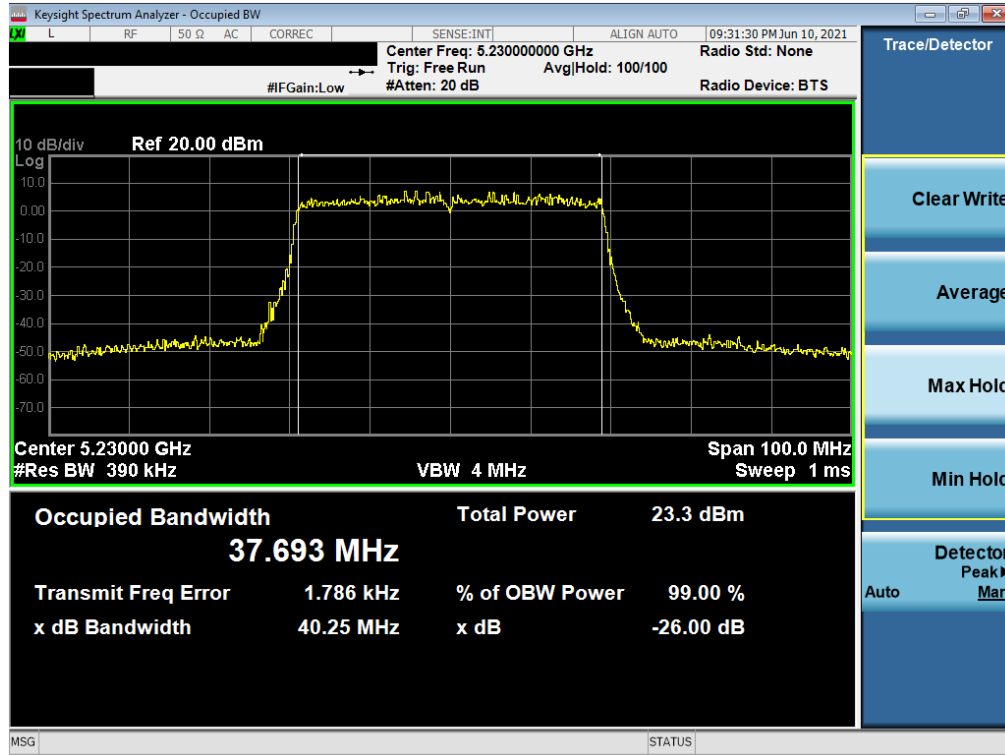


Plot 7-66. 26dB Bandwidth Plot SISO NORTH (40MHz BW 802.11n (UNII Band 1) – Ch. 46)

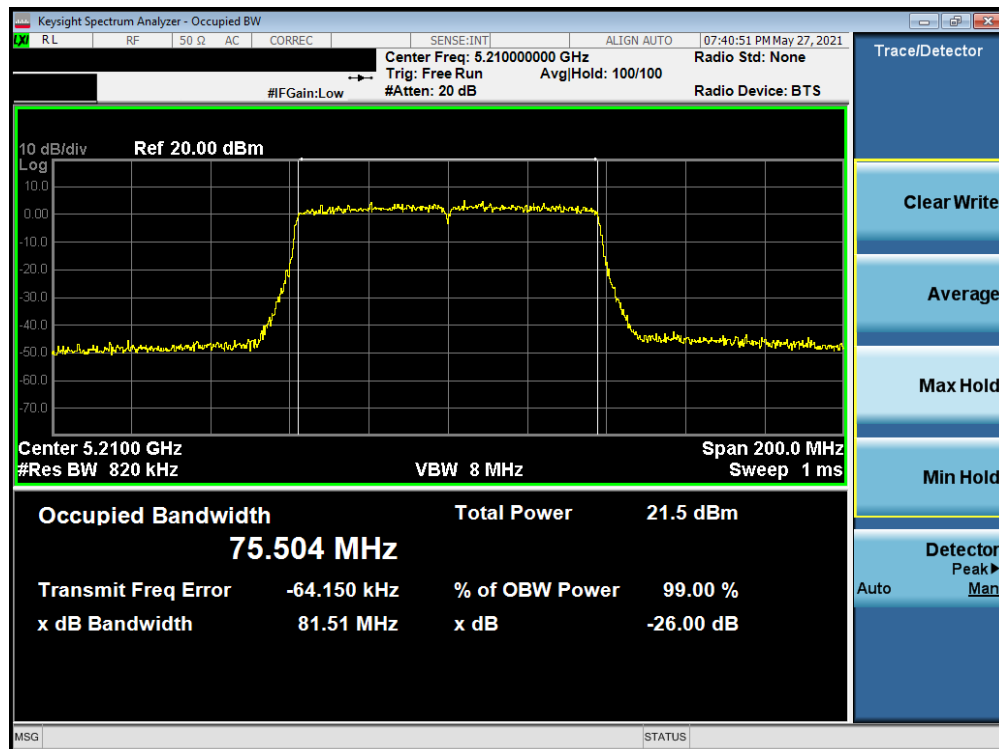


Plot 7-67. 26dB Bandwidth Plot SISO NORTH (40MHz BW 802.11ax (UNII Band 1) – Ch. 38)

FCC ID: C3K1995 IC: 3048A-1995	PCTEST Proud to be part of element	MEASUREMENT REPORT (CERTIFICATION)	Microsoft	Approved by: Technical Manager
Test Report S/N: 1M2105060048-14.C3K	Test Dates: 05/20/2021 - 09/08/2021	EUT Type: Portable Handset		Page 51 of 336

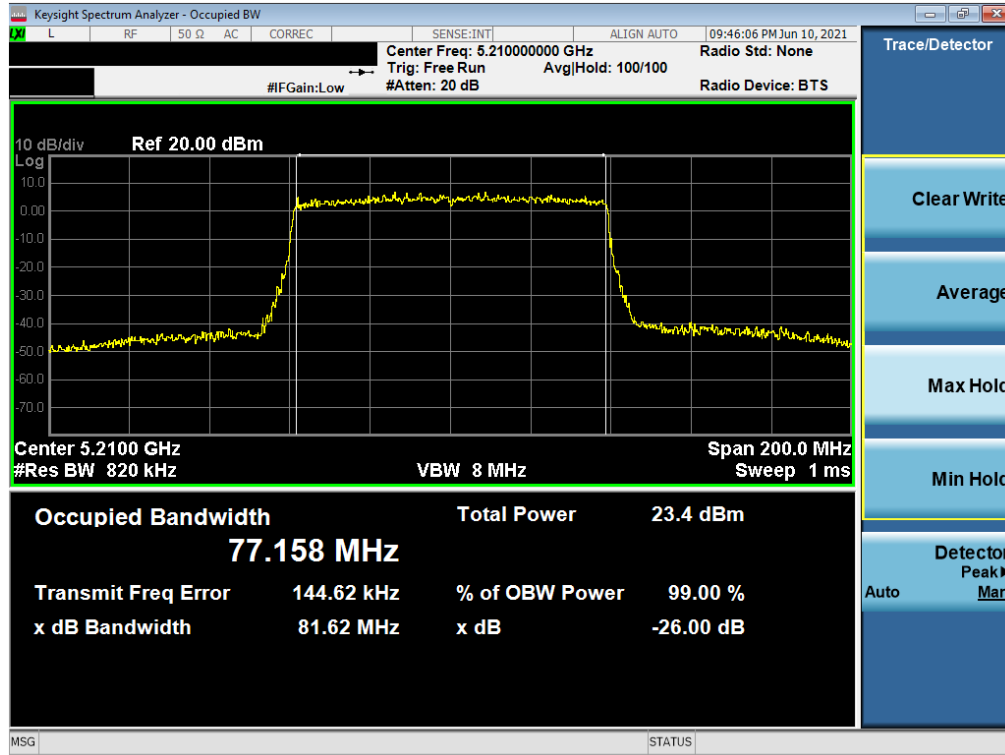


Plot 7-68. 26dB Bandwidth Plot SISO NORTH (40MHz BW 802.11ax (UNII Band 1) – Ch. 46)

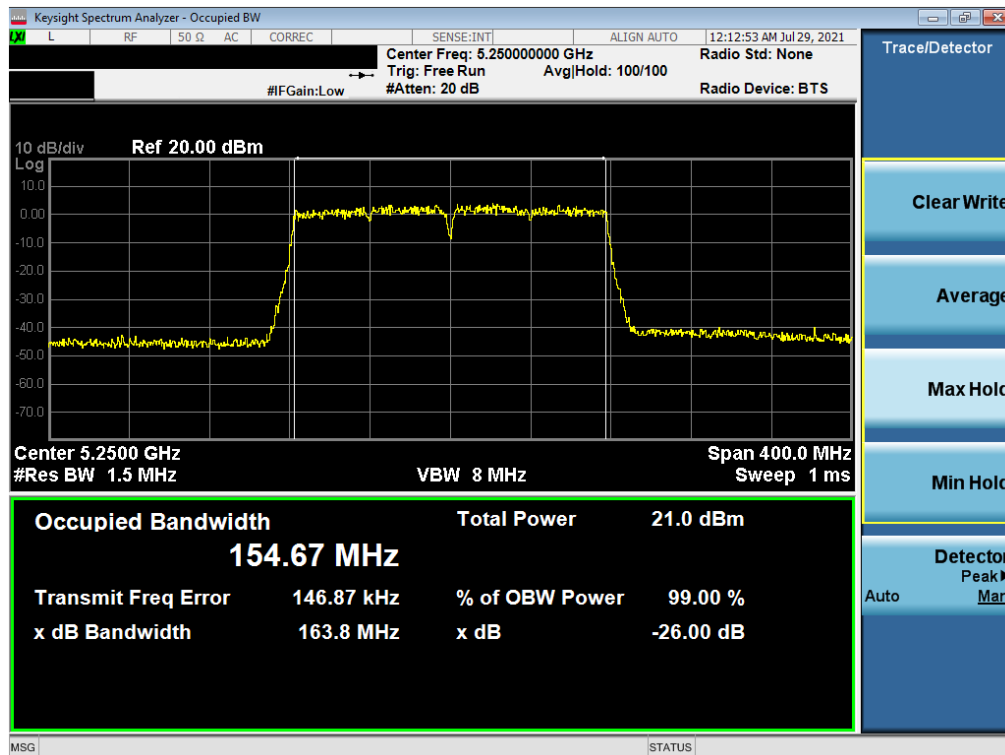


Plot 7-69. 26dB Bandwidth Plot SISO NORTH (80MHz BW 802.11ac (UNII Band 1) – Ch. 42)

FCC ID: C3K1995 IC: 3048A-1995	PCTEST Proud to be part of element	MEASUREMENT REPORT (CERTIFICATION)	Microsoft	Approved by: Technical Manager
Test Report S/N: 1M2105060048-14.C3K	Test Dates: 05/20/2021 - 09/08/2021	EUT Type: Portable Handset		Page 52 of 336

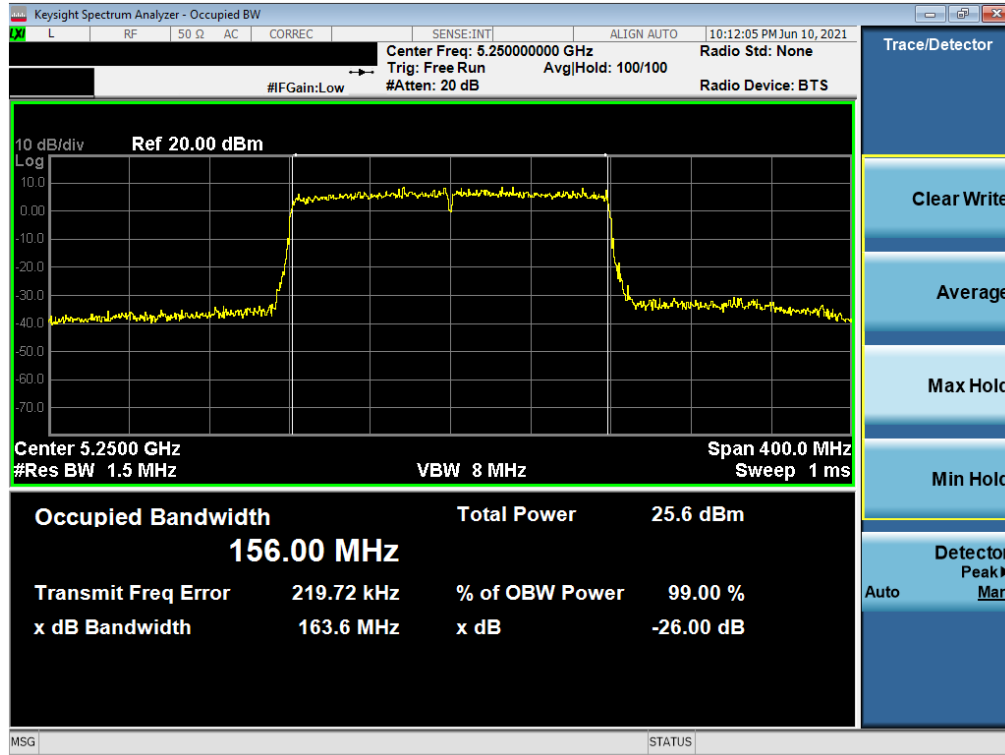


Plot 7-70. 26dB Bandwidth Plot SISO NORTH (80MHz BW 802.11ax (UNII Band 1) – Ch. 42)

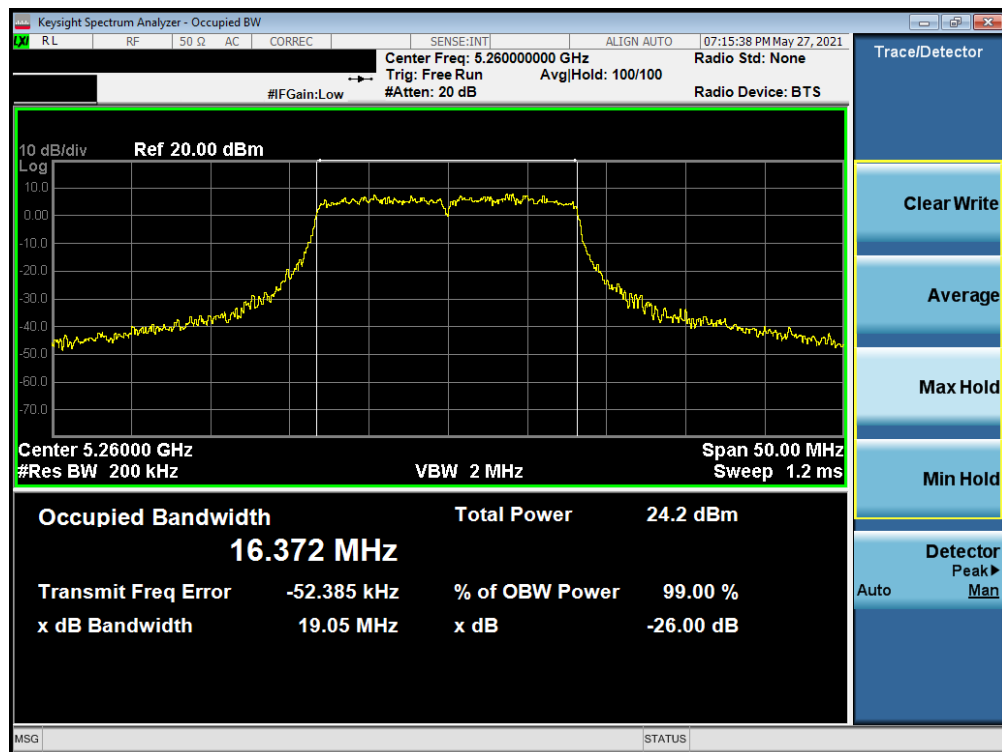


Plot 7-71. 26dB Bandwidth Plot SISO NORTH (160MHz BW 802.11ac (UNII Band 1/2A) – Ch. 50)

FCC ID: C3K1995 IC: 3048A-1995	PCTEST Proud to be part of element	MEASUREMENT REPORT (CERTIFICATION)	Microsoft	Approved by: Technical Manager
Test Report S/N: 1M2105060048-14.C3K	Test Dates: 05/20/2021 - 09/08/2021	EUT Type: Portable Handset		Page 53 of 336

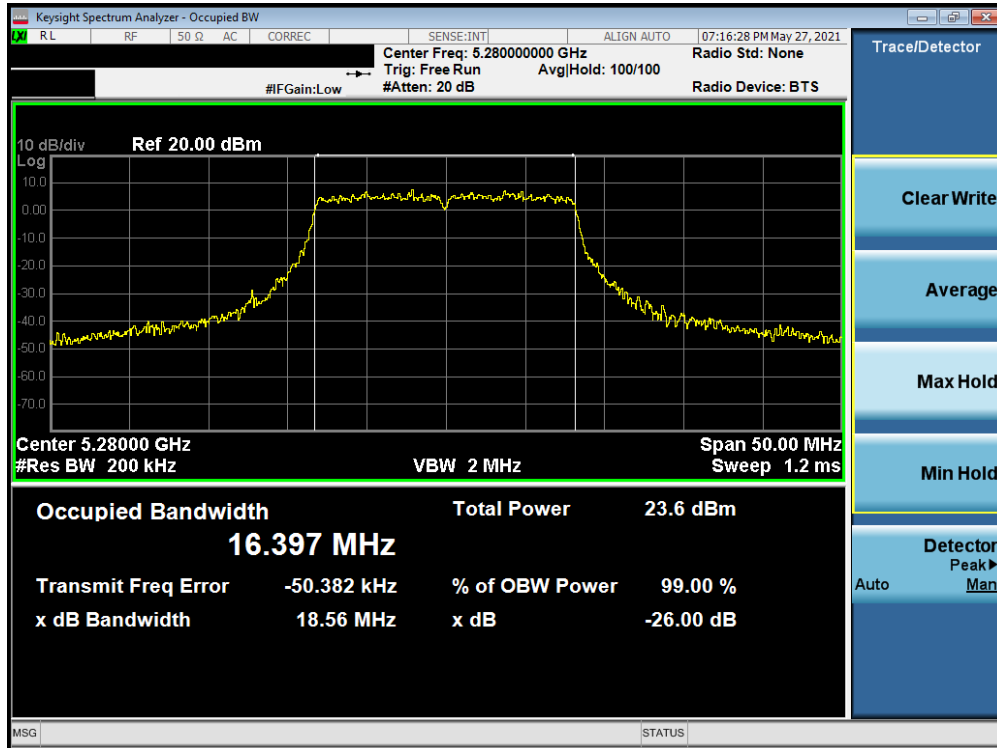


Plot 7-72. 26dB Bandwidth Plot SISO NORTH (160MHz BW 802.11ax (UNII Band 1/2A) – Ch. 50)

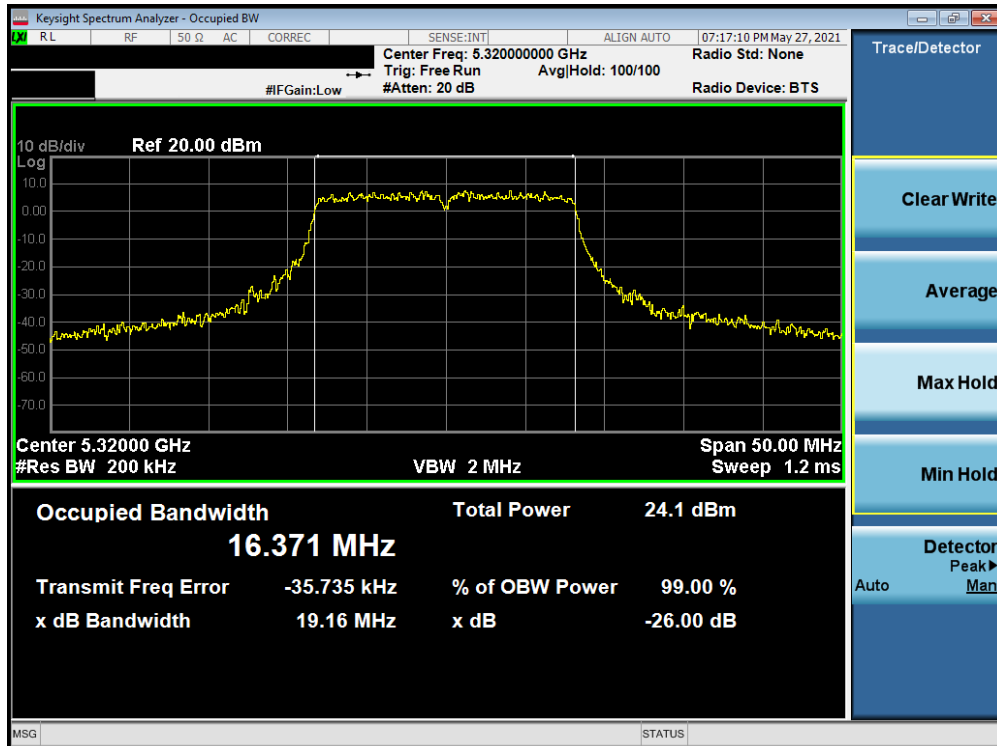


Plot 7-73. 26dB Bandwidth Plot SISO NORTH (802.11a (UNII Band 2A) – Ch. 52)

FCC ID: C3K1995 IC: 3048A-1995	PCTEST Proud to be part of element	MEASUREMENT REPORT (CERTIFICATION)	Microsoft	Approved by: Technical Manager
Test Report S/N: 1M2105060048-14.C3K	Test Dates: 05/20/2021 - 09/08/2021	EUT Type: Portable Handset		Page 54 of 336

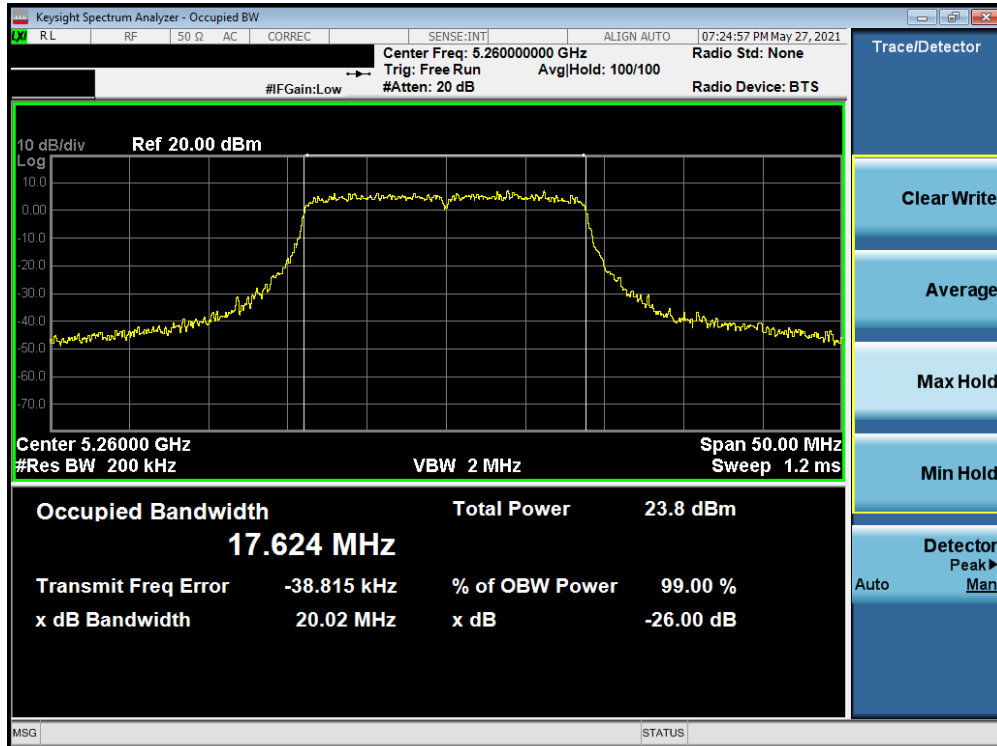


Plot 7-74. 26dB Bandwidth Plot SISO NORTH (802.11a (UNII Band 2A) – Ch. 56)

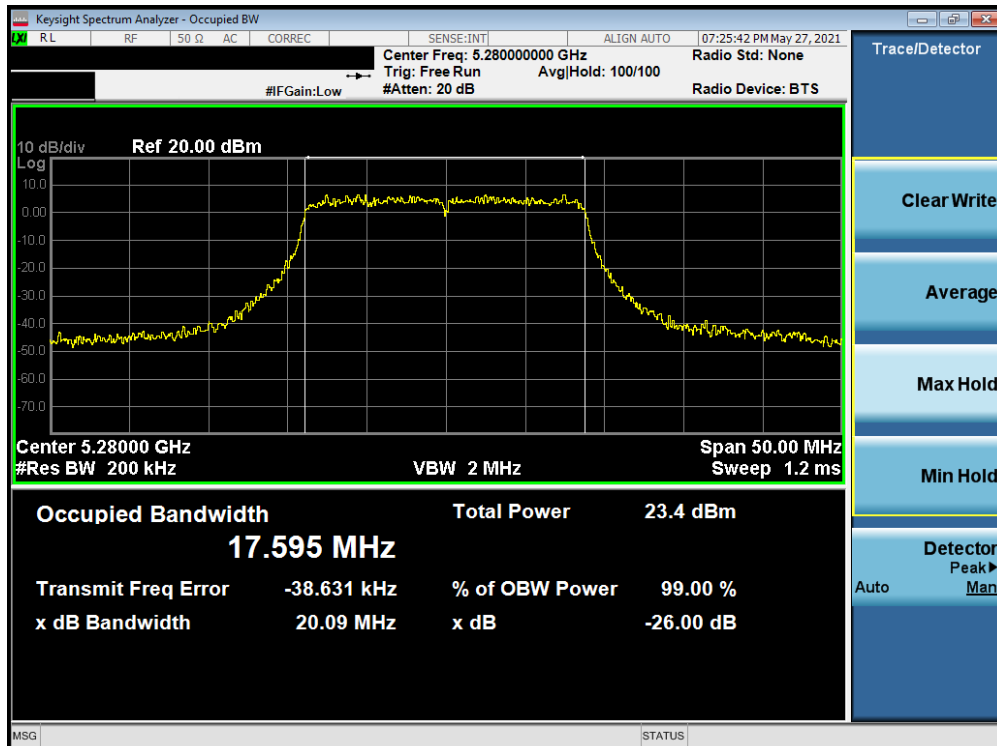


Plot 7-75. 26dB Bandwidth Plot SISO NORTH (802.11a (UNII Band 2A) – Ch. 64)

FCC ID: C3K1995 IC: 3048A-1995		MEASUREMENT REPORT (CERTIFICATION)		Approved by: Technical Manager
Test Report S/N: 1M2105060048-14.C3K	Test Dates: 05/20/2021 - 09/08/2021	EUT Type: Portable Handset		Page 55 of 336

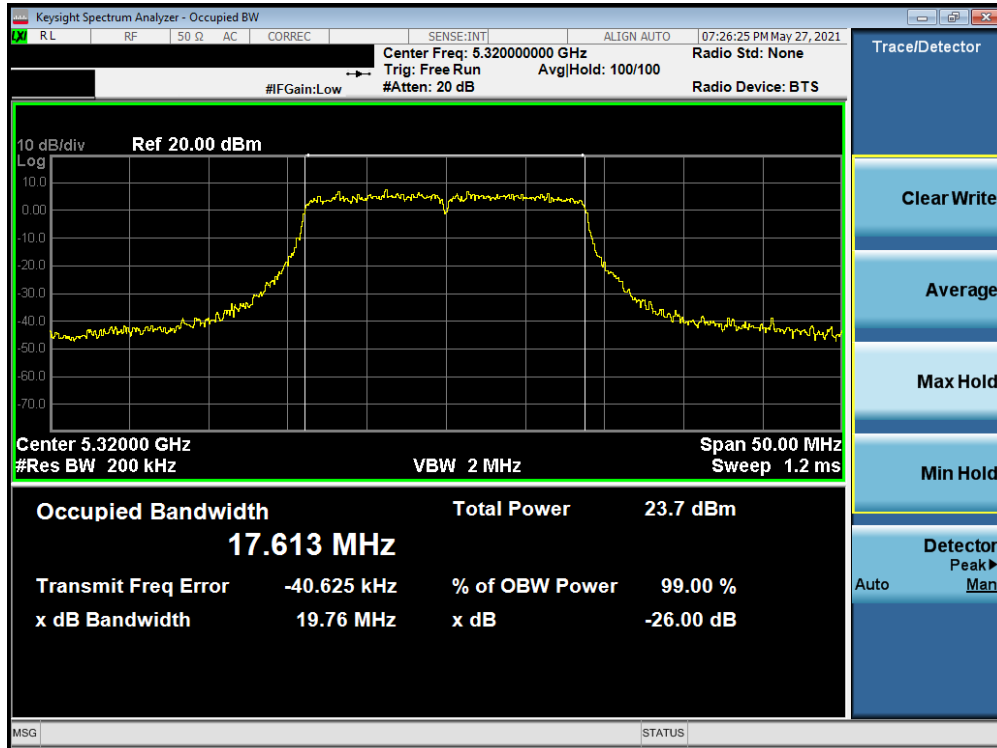


Plot 7-76. 26dB Bandwidth Plot SISO NORTH (20MHz BW 802.11n (UNII Band 2A) – Ch. 52)

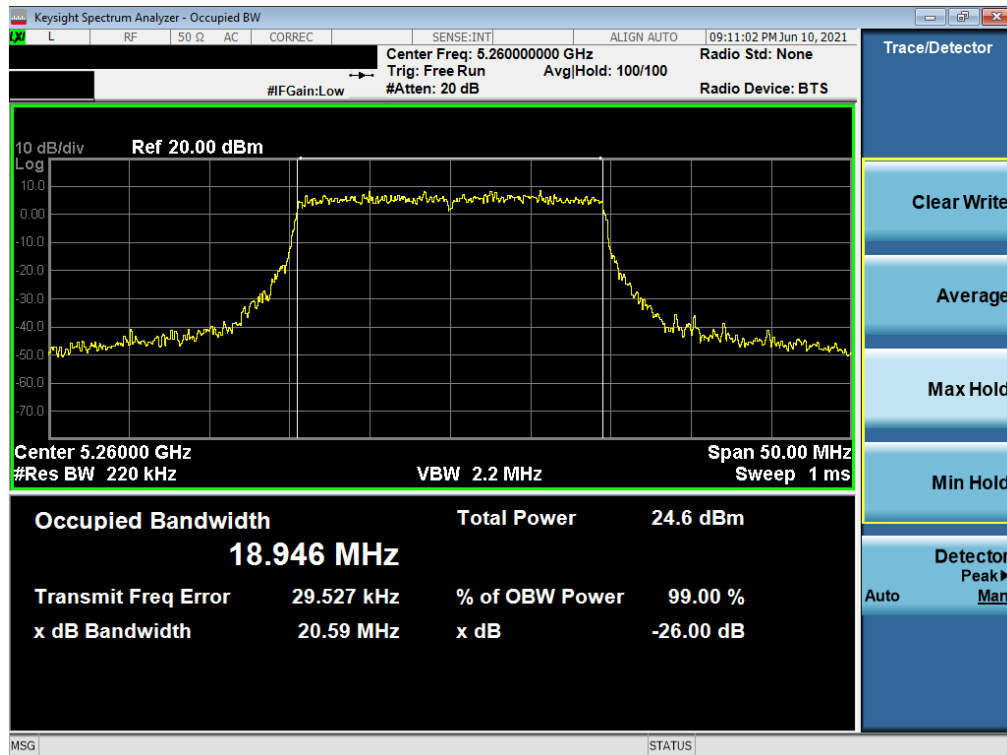


Plot 7-77. 26dB Bandwidth Plot SISO NORTH (20MHz BW 802.11n (UNII Band 2A) – Ch. 56)

FCC ID: C3K1995 IC: 3048A-1995	PCTEST Proud to be part of element	MEASUREMENT REPORT (CERTIFICATION)	Microsoft	Approved by: Technical Manager
Test Report S/N: 1M2105060048-14.C3K	Test Dates: 05/20/2021 - 09/08/2021	EUT Type: Portable Handset		Page 56 of 336

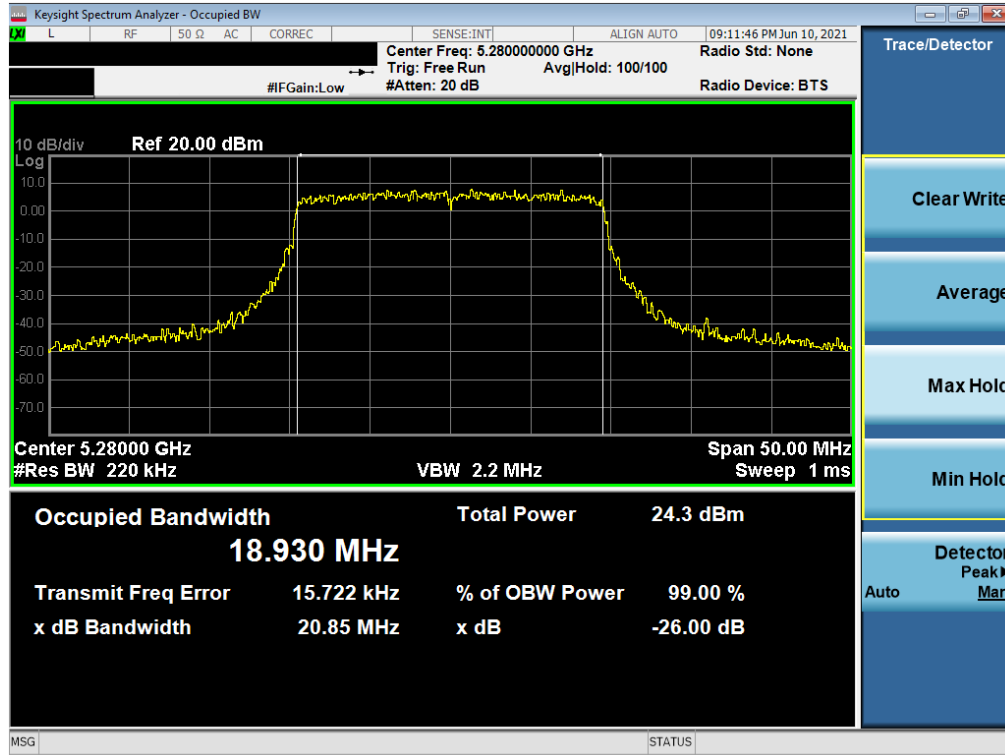


Plot 7-78. 26dB Bandwidth Plot SISO NORTH (20MHz BW 802.11n (UNII Band 2A) – Ch. 64)

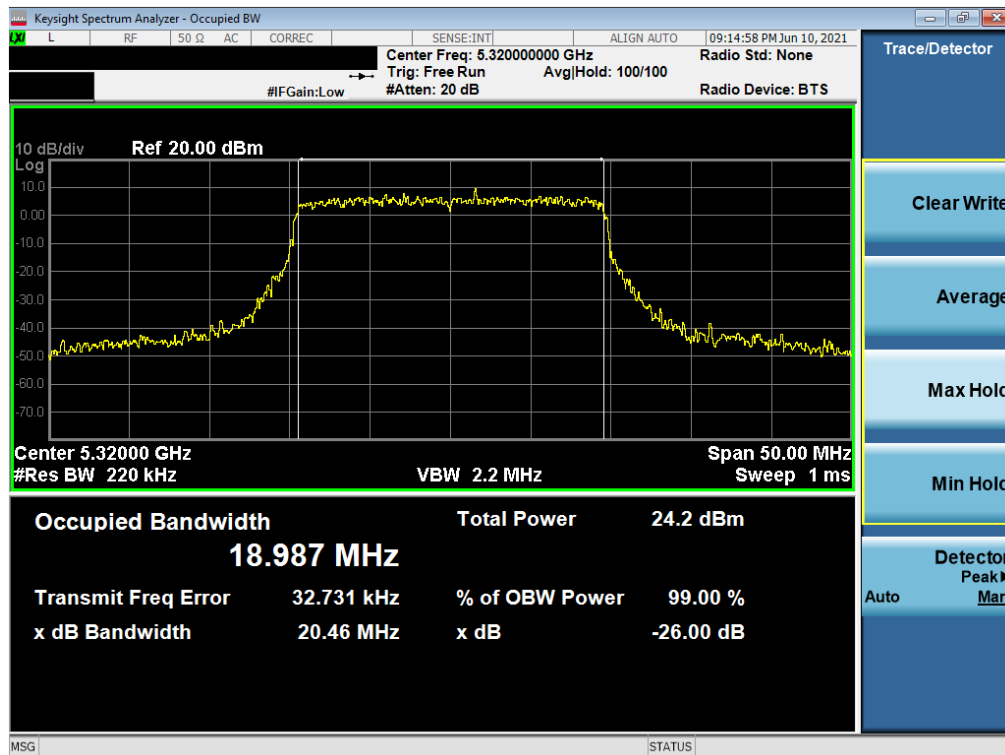


Plot 7-79. 26dB Bandwidth Plot SISO NORTH (20MHz BW 802.11ax (UNII Band 2A) – Ch. 52)

FCC ID: C3K1995 IC: 3048A-1995	PCTEST Proud to be part of element	MEASUREMENT REPORT (CERTIFICATION)	Microsoft	Approved by: Technical Manager
Test Report S/N: 1M2105060048-14.C3K	Test Dates: 05/20/2021 - 09/08/2021	EUT Type: Portable Handset		Page 57 of 336

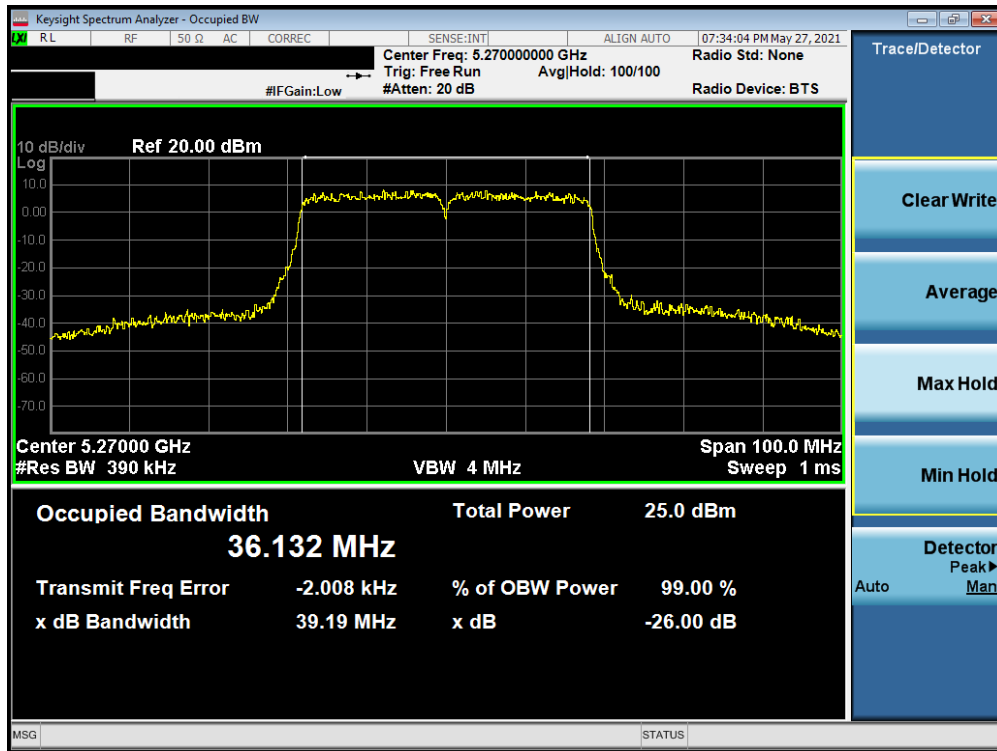


Plot 7-80. 26dB Bandwidth Plot SISO NORTH (20MHz BW 802.11ax (UNII Band 2A) – Ch. 56)

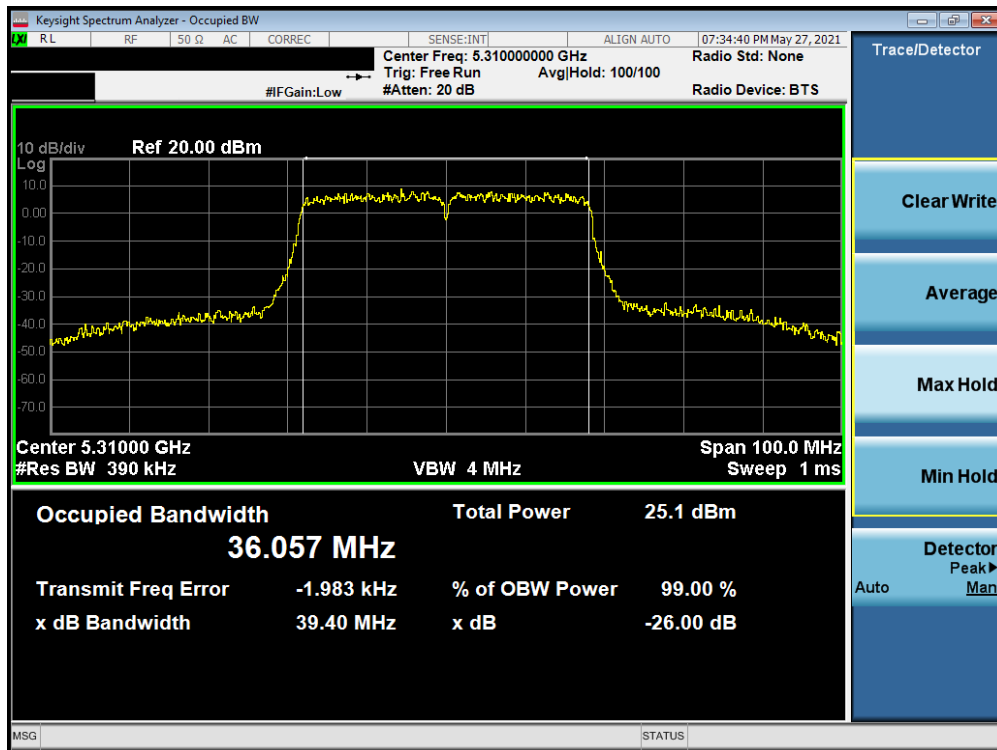


Plot 7-81. 26dB Bandwidth Plot SISO NORTH (20MHz BW 802.11ax (UNII Band 2A) – Ch. 64)

FCC ID: C3K1995 IC: 3048A-1995	PCTEST Proud to be part of element	MEASUREMENT REPORT (CERTIFICATION)	Microsoft	Approved by: Technical Manager
Test Report S/N: 1M2105060048-14.C3K	Test Dates: 05/20/2021 - 09/08/2021	EUT Type: Portable Handset		Page 58 of 336

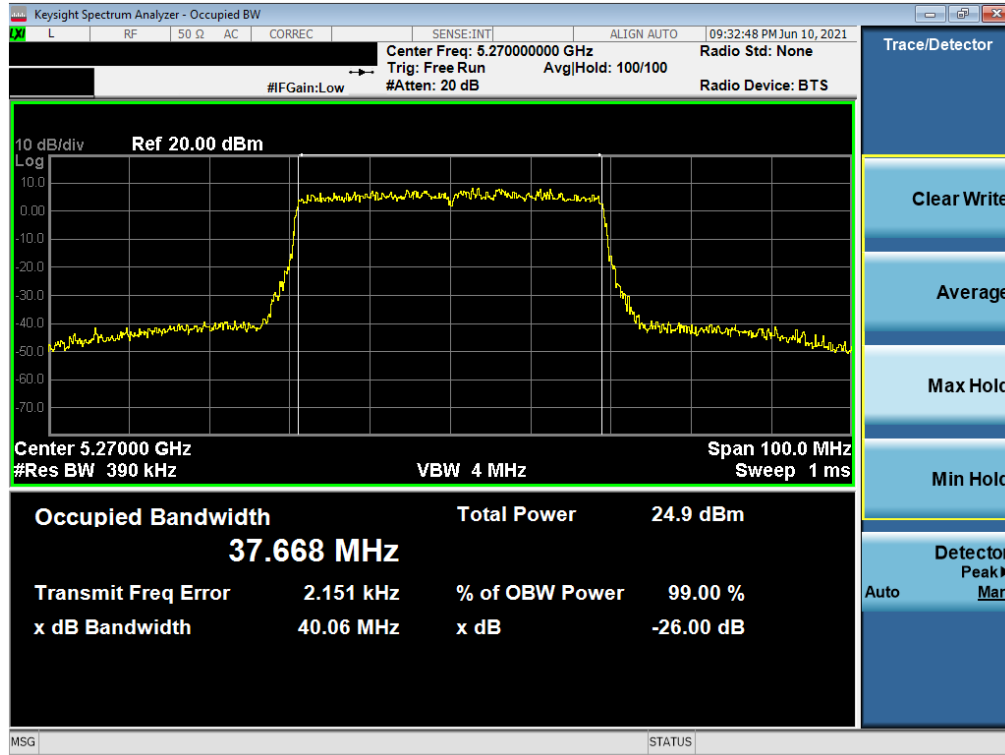


Plot 7-82. 26dB Bandwidth Plot SISO NORTH (40MHz BW 802.11n (UNII Band 2A) – Ch. 54)

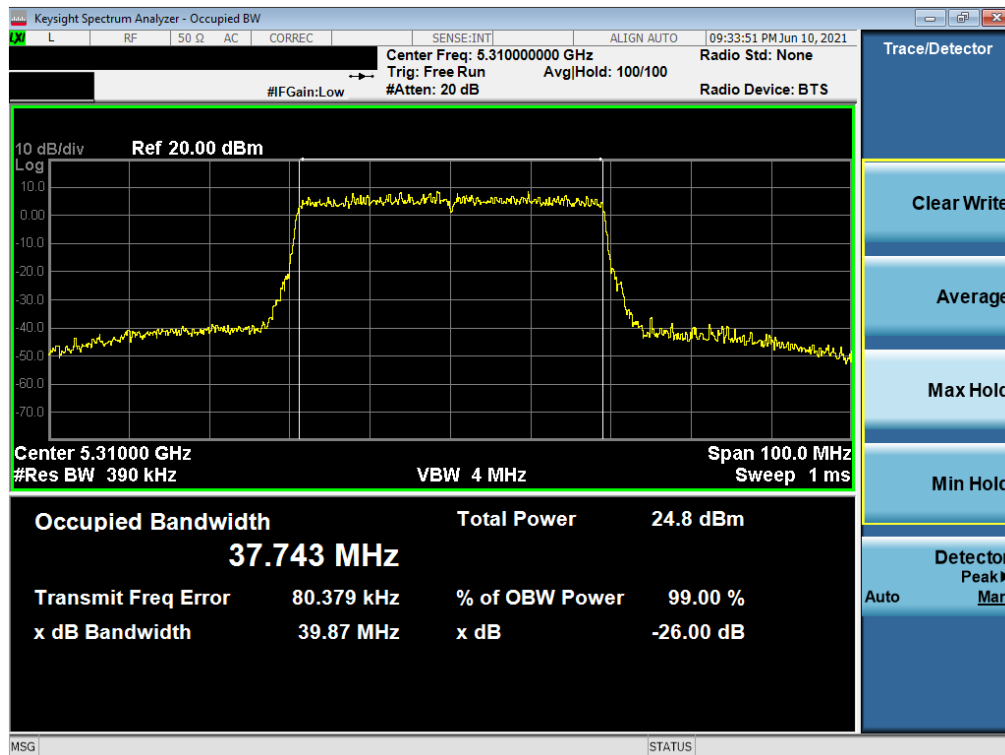


Plot 7-83. 26dB Bandwidth Plot SISO NORTH (40MHz BW 802.11n (UNII Band 2A) – Ch. 62)

FCC ID: C3K1995 IC: 3048A-1995	PCTEST Proud to be part of element	MEASUREMENT REPORT (CERTIFICATION)	Microsoft	Approved by: Technical Manager
Test Report S/N: 1M2105060048-14.C3K	Test Dates: 05/20/2021 - 09/08/2021	EUT Type: Portable Handset		Page 59 of 336

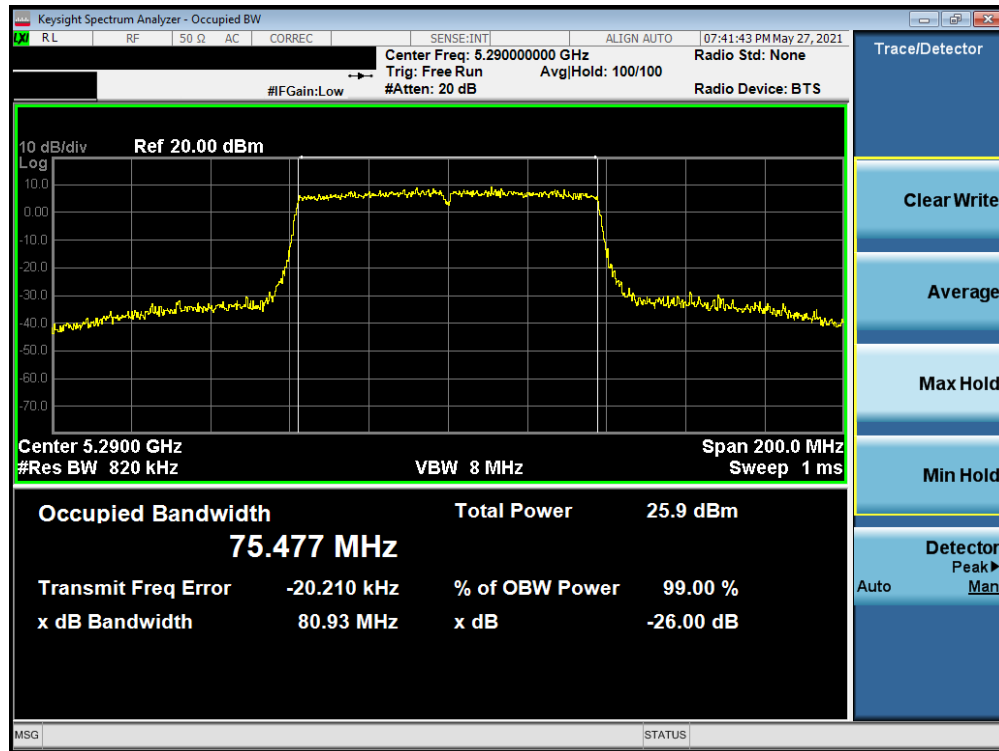


Plot 7-84. 26dB Bandwidth Plot SISO NORTH (40MHz BW 802.11n (UNII Band 2A) - Ch. 62)

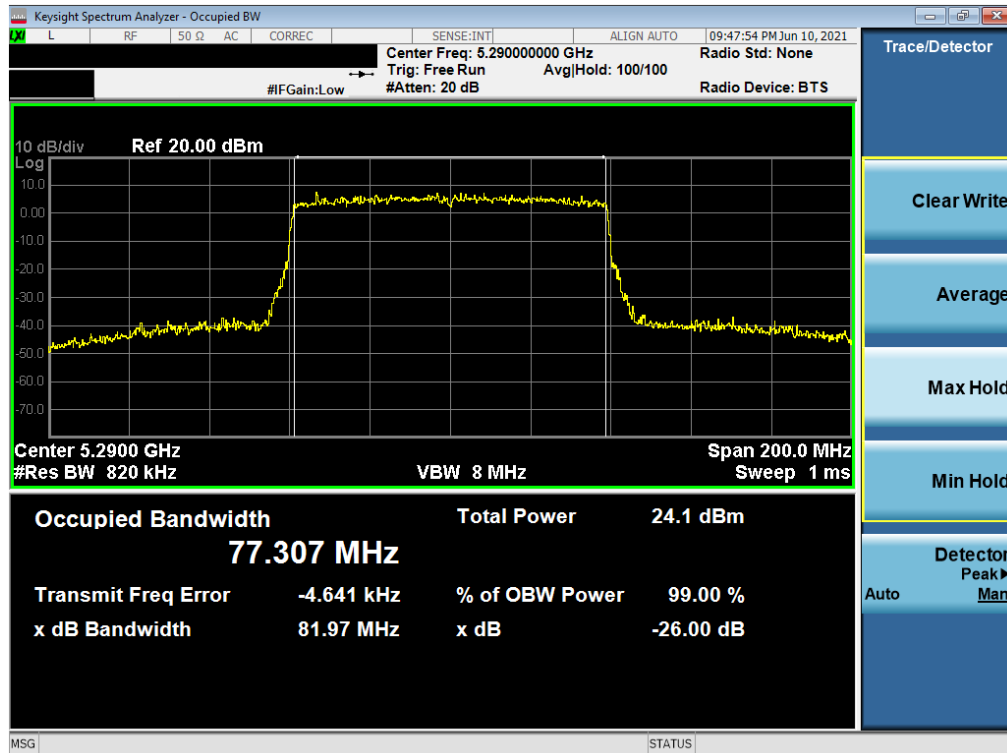


Plot 7-85. 26dB Bandwidth Plot SISO NORTH (40MHz BW 802.11n (UNII Band 2A) - Ch. 62)

FCC ID: C3K1995 IC: 3048A-1995	PCTEST Proud to be part of element	MEASUREMENT REPORT (CERTIFICATION)	Microsoft	Approved by: Technical Manager
Test Report S/N: 1M2105060048-14.C3K	Test Dates: 05/20/2021 - 09/08/2021	EUT Type: Portable Handset		Page 60 of 336

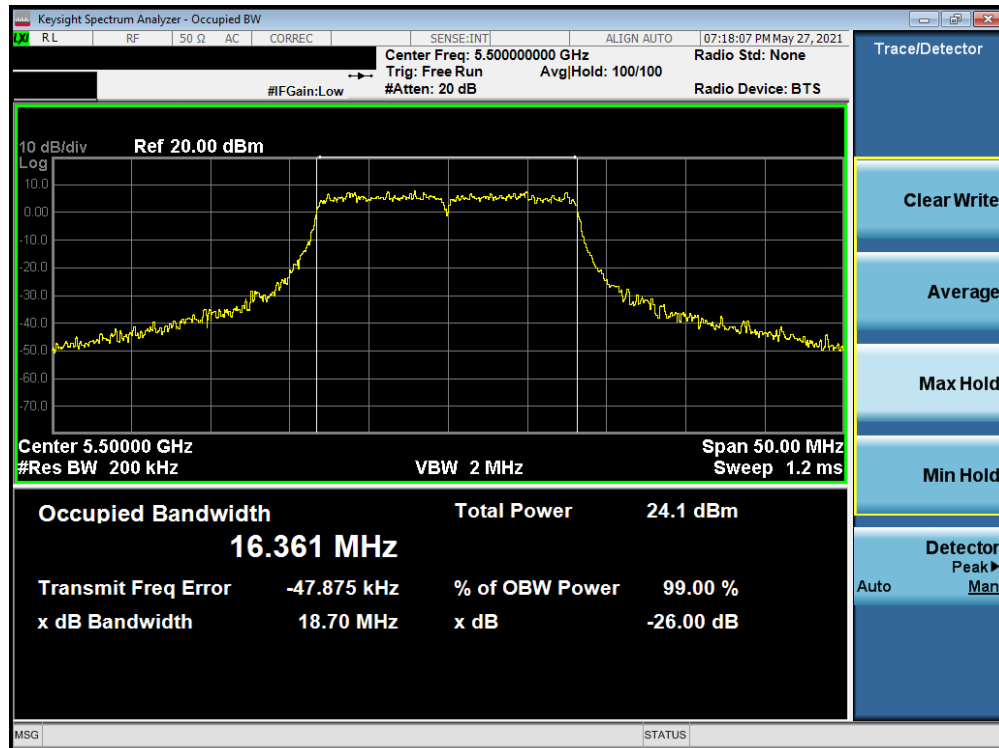


Plot 7-86. 26dB Bandwidth Plot SISO NORTH (80MHz BW 802.11ac (UNII Band 2A) – Ch. 58)

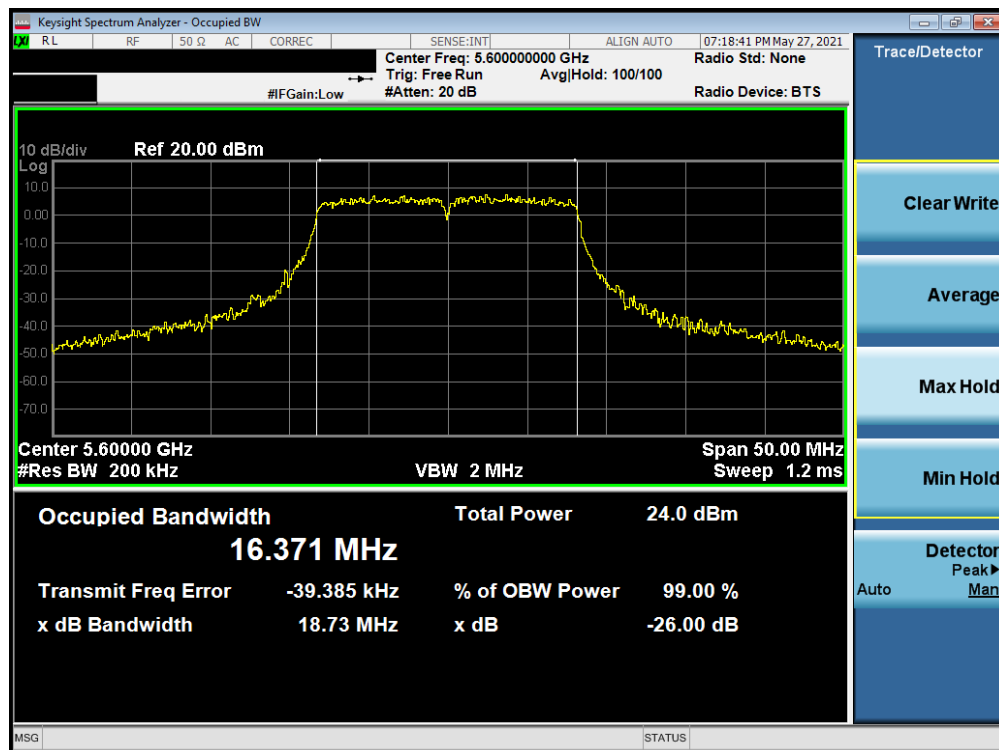


Plot 7-87. 26dB Bandwidth Plot SISO NORTH (80MHz BW 802.11ax (UNII Band 2A) – Ch. 58)

FCC ID: C3K1995 IC: 3048A-1995	PCTEST Proud to be part of element	MEASUREMENT REPORT (CERTIFICATION)	Microsoft	Approved by: Technical Manager
Test Report S/N: 1M2105060048-14.C3K	Test Dates: 05/20/2021 - 09/08/2021	EUT Type: Portable Handset		Page 61 of 336

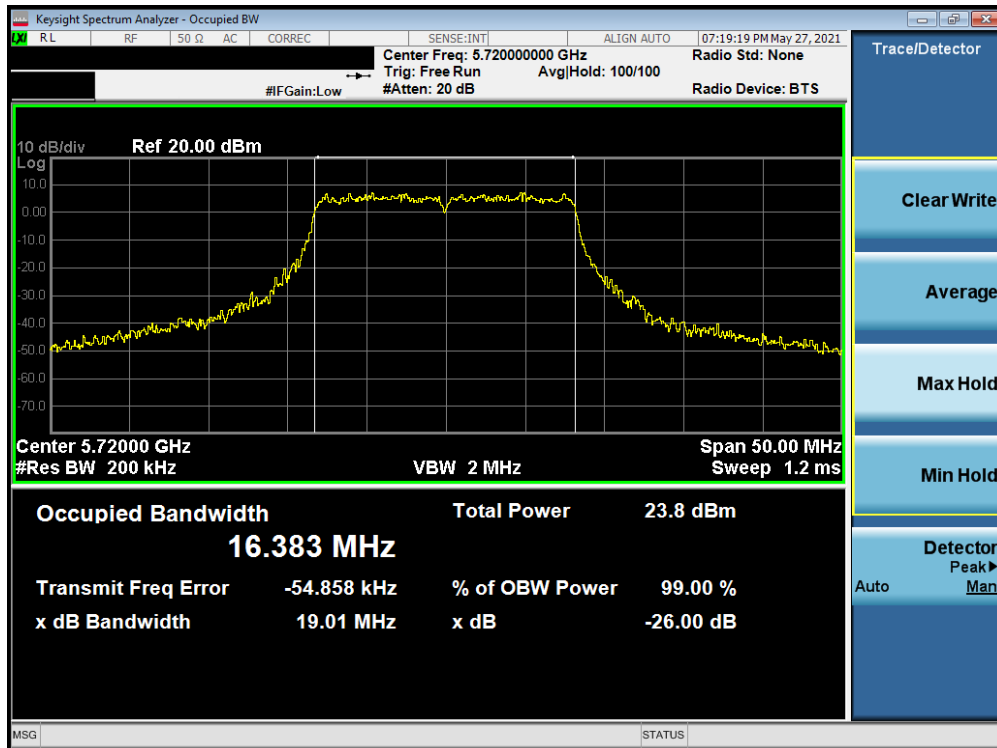


Plot 7-88. 26dB Bandwidth Plot SISO NORTH (802.11a (UNII Band 2C) – Ch. 100)

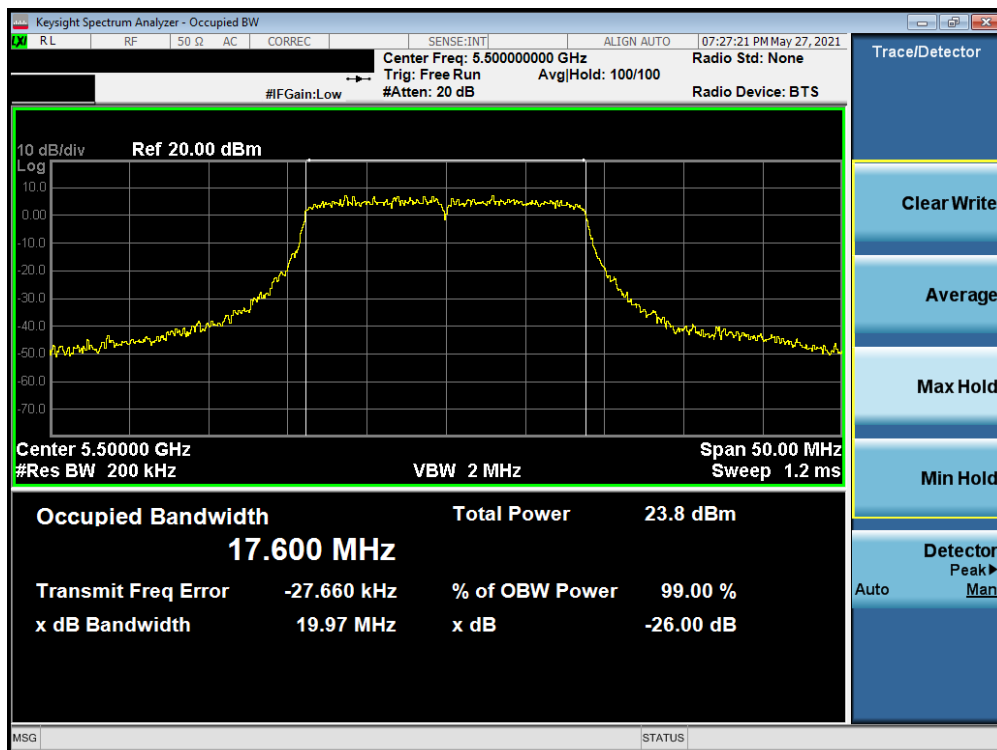


Plot 7-89. 26dB Bandwidth Plot SISO NORTH (802.11a (UNII Band 2C) – Ch. 120)

FCC ID: C3K1995 IC: 3048A-1995	PCTEST Proud to be part of element	MEASUREMENT REPORT (CERTIFICATION)	Microsoft	Approved by: Technical Manager
Test Report S/N: 1M2105060048-14.C3K	Test Dates: 05/20/2021 - 09/08/2021	EUT Type: Portable Handset		Page 62 of 336

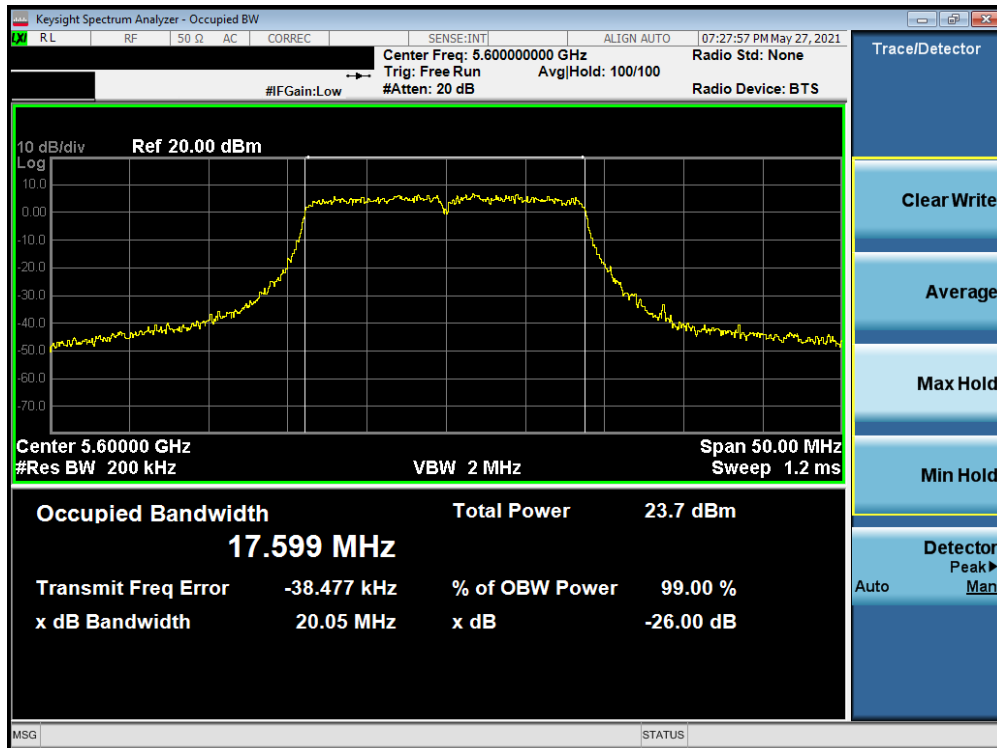


Plot 7-90. 26dB Bandwidth Plot SISO NORTH (802.11a (UNII Band 2C) – Ch. 144)

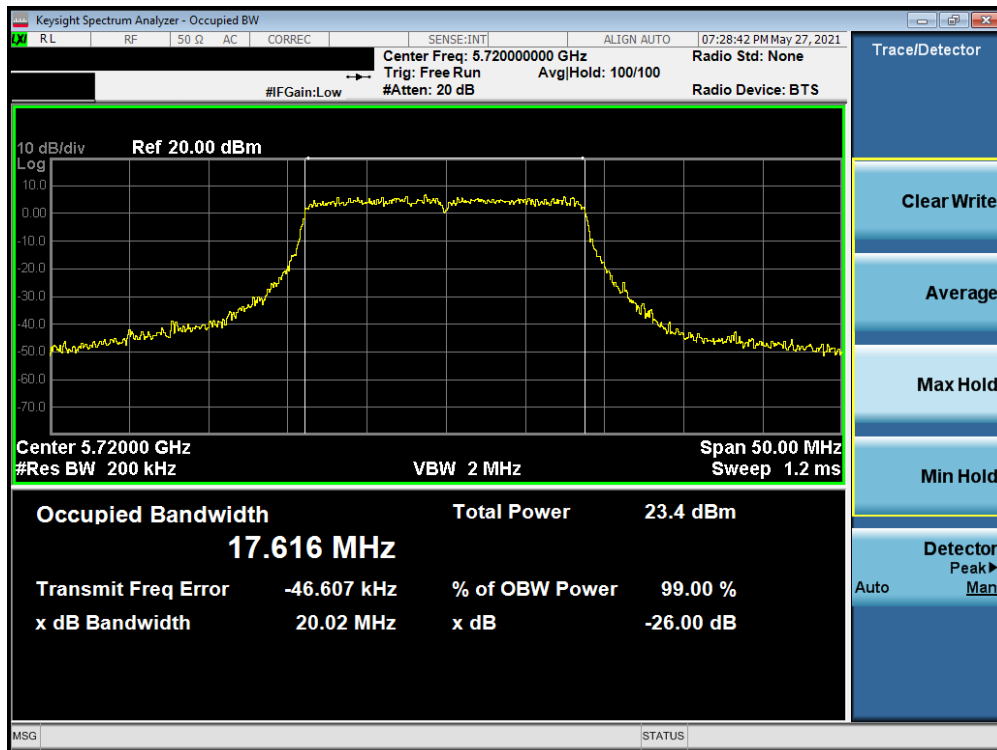


Plot 7-91. 26dB Bandwidth Plot SISO NORTH (20MHz BW 802.11n (UNII Band 2C) – Ch. 100)

FCC ID: C3K1995 IC: 3048A-1995		MEASUREMENT REPORT (CERTIFICATION)		Approved by: Technical Manager
Test Report S/N: 1M2105060048-14.C3K	Test Dates: 05/20/2021 - 09/08/2021	EUT Type: Portable Handset		Page 63 of 336

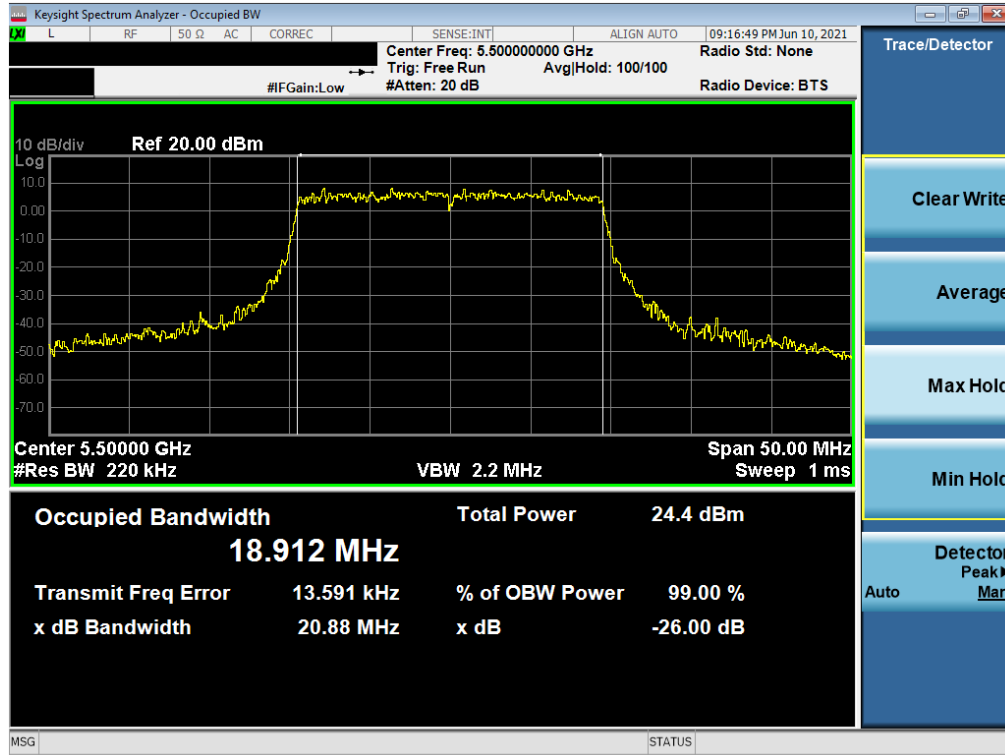


Plot 7-92. 26dB Bandwidth Plot SISO NORTH (20MHz BW 802.11n (UNII Band 2C) – Ch. 120)

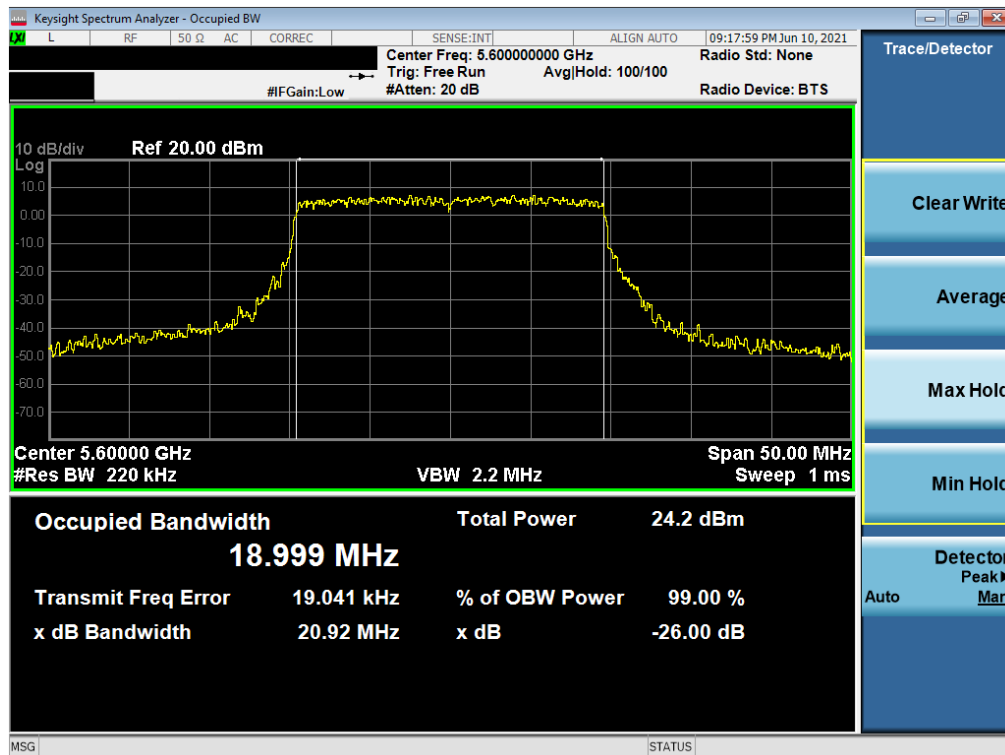


Plot 7-93. 26dB Bandwidth Plot SISO NORTH (20MHz BW 802.11n (UNII Band 2C) – Ch. 144)

FCC ID: C3K1995 IC: 3048A-1995	PCTEST Proud to be part of element	MEASUREMENT REPORT (CERTIFICATION)	Microsoft	Approved by: Technical Manager
Test Report S/N: 1M2105060048-14.C3K	Test Dates: 05/20/2021 - 09/08/2021	EUT Type: Portable Handset		Page 64 of 336

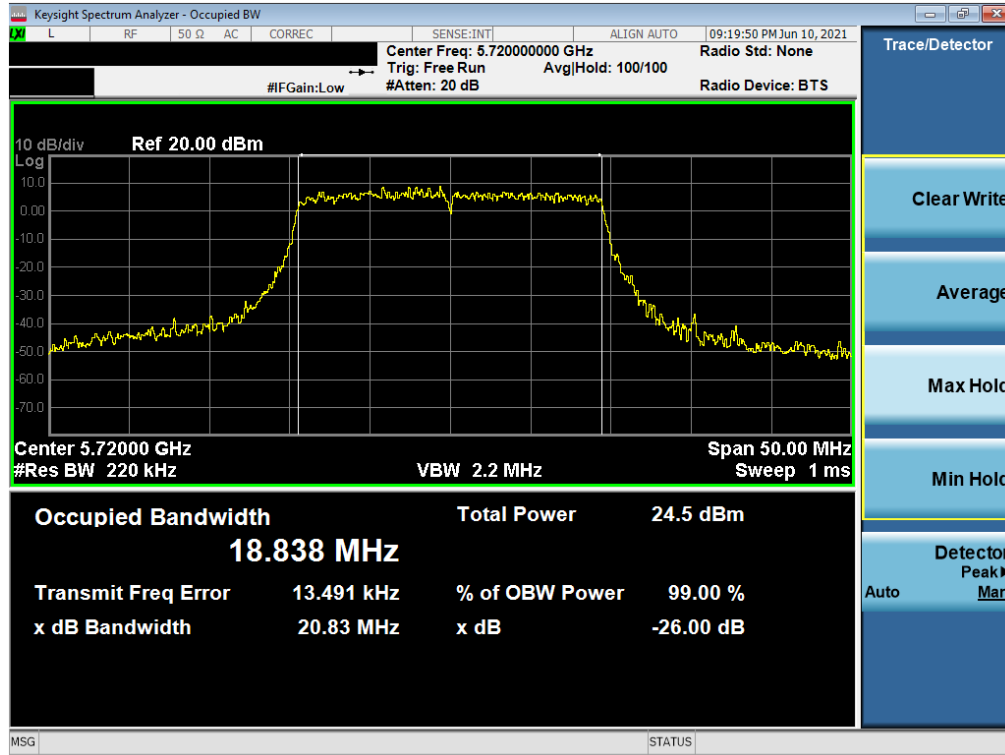


Plot 7-94. 26dB Bandwidth Plot SISO NORTH (20MHz BW 802.11n (UNII Band 2C) – Ch. 100)

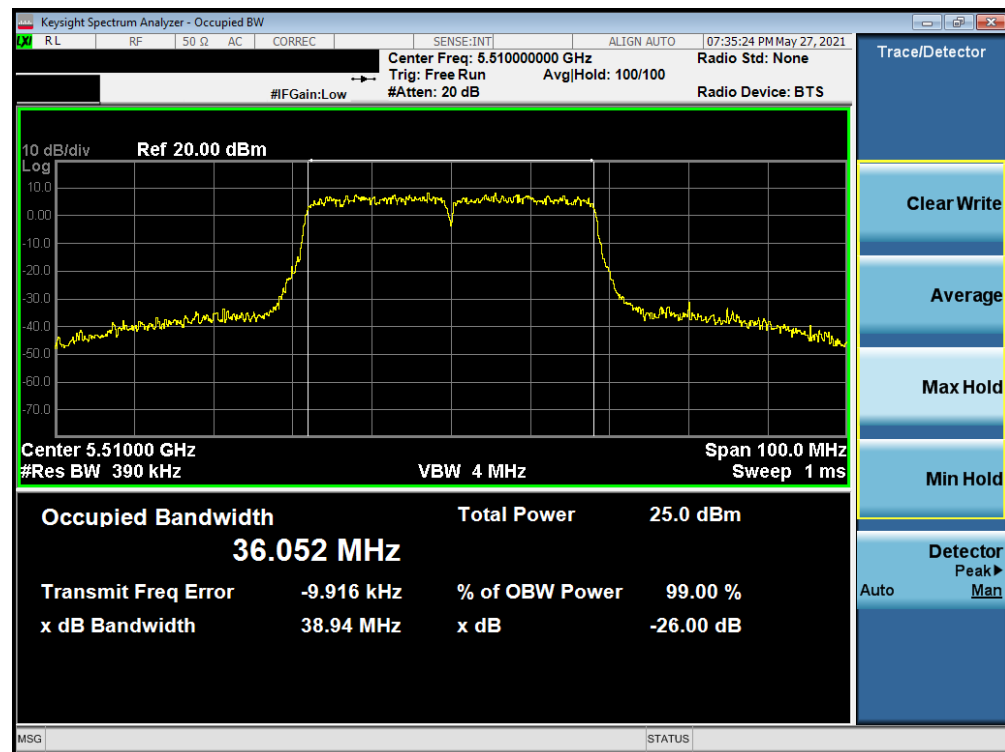


Plot 7-95. 26dB Bandwidth Plot SISO NORTH (20MHz BW 802.11n (UNII Band 2C) – Ch. 120)

FCC ID: C3K1995 IC: 3048A-1995	PCTEST Proud to be part of element	MEASUREMENT REPORT (CERTIFICATION)	Microsoft	Approved by: Technical Manager
Test Report S/N: 1M2105060048-14.C3K	Test Dates: 05/20/2021 - 09/08/2021	EUT Type: Portable Handset		Page 65 of 336

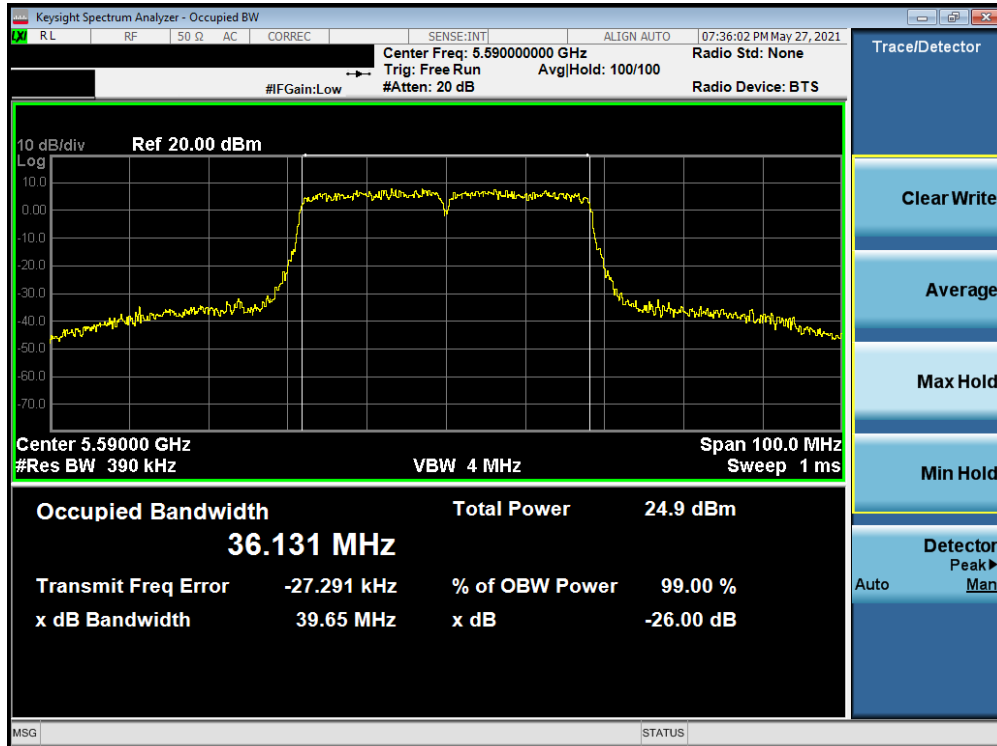


Plot 7-96. 26dB Bandwidth Plot SISO NORTH (20MHz BW 802.11n (UNII Band 2C) – Ch. 144)

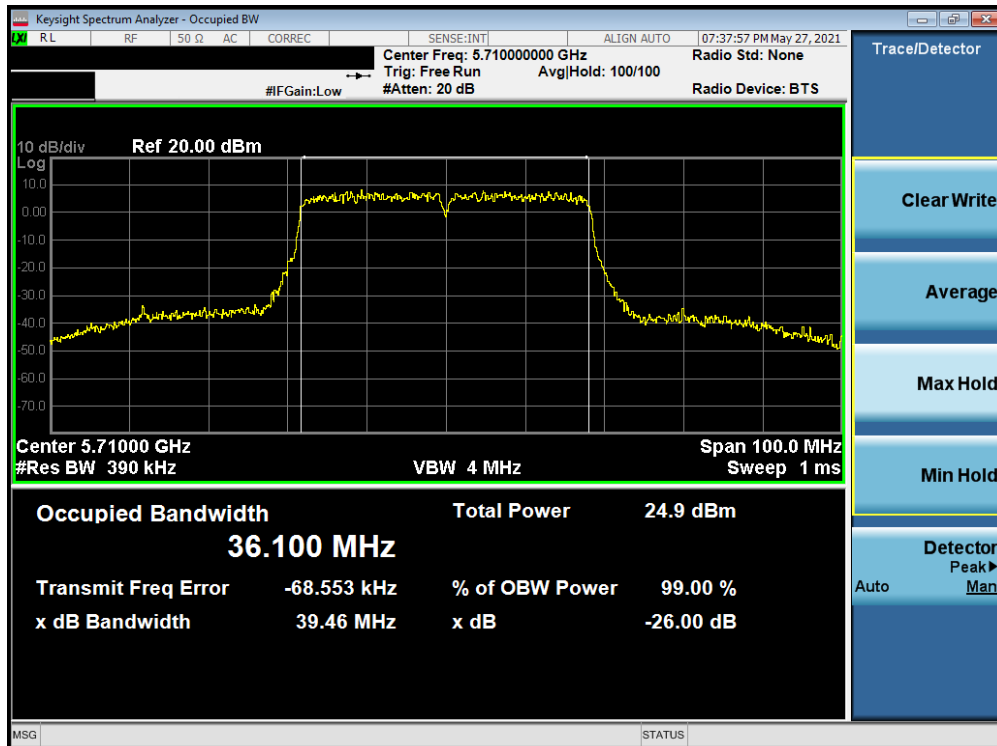


Plot 7-97. 26dB Bandwidth Plot SISO NORTH (40MHz BW 802.11n (UNII Band 2C) – Ch. 102)

FCC ID: C3K1995 IC: 3048A-1995	PCTEST Proud to be part of element	MEASUREMENT REPORT (CERTIFICATION)	Microsoft	Approved by: Technical Manager
Test Report S/N: 1M2105060048-14.C3K	Test Dates: 05/20/2021 - 09/08/2021	EUT Type: Portable Handset		Page 66 of 336

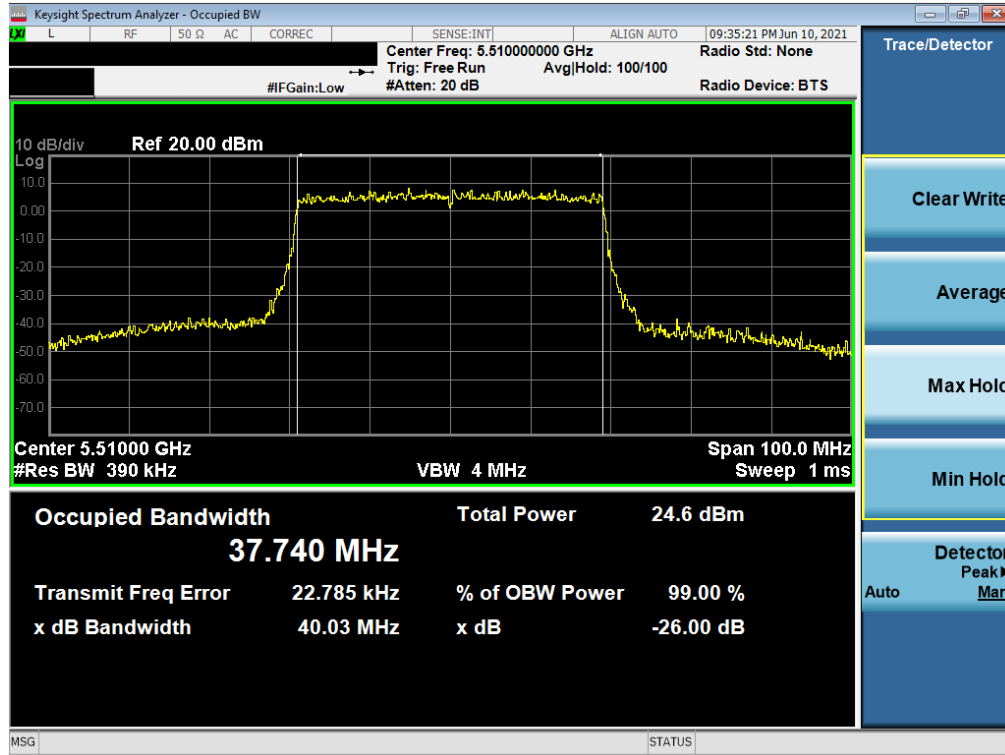


Plot 7-98. 26dB Bandwidth Plot SISO NORTH (40MHz BW 802.11n (UNII Band 2C) – Ch. 118)

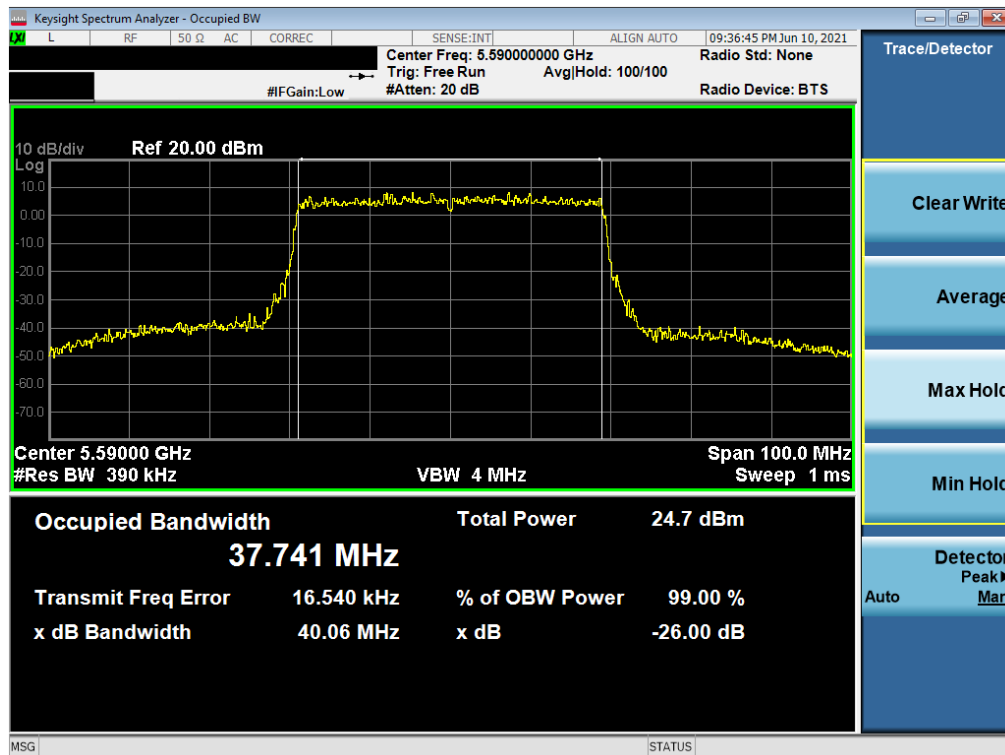


Plot 7-99. 26dB Bandwidth Plot SISO NORTH (40MHz BW 802.11n (UNII Band 2C) – Ch. 142)

FCC ID: C3K1995 IC: 3048A-1995	PCTEST Proud to be part of element	MEASUREMENT REPORT (CERTIFICATION)	Microsoft	Approved by: Technical Manager
Test Report S/N: 1M2105060048-14.C3K	Test Dates: 05/20/2021 - 09/08/2021	EUT Type: Portable Handset		Page 67 of 336

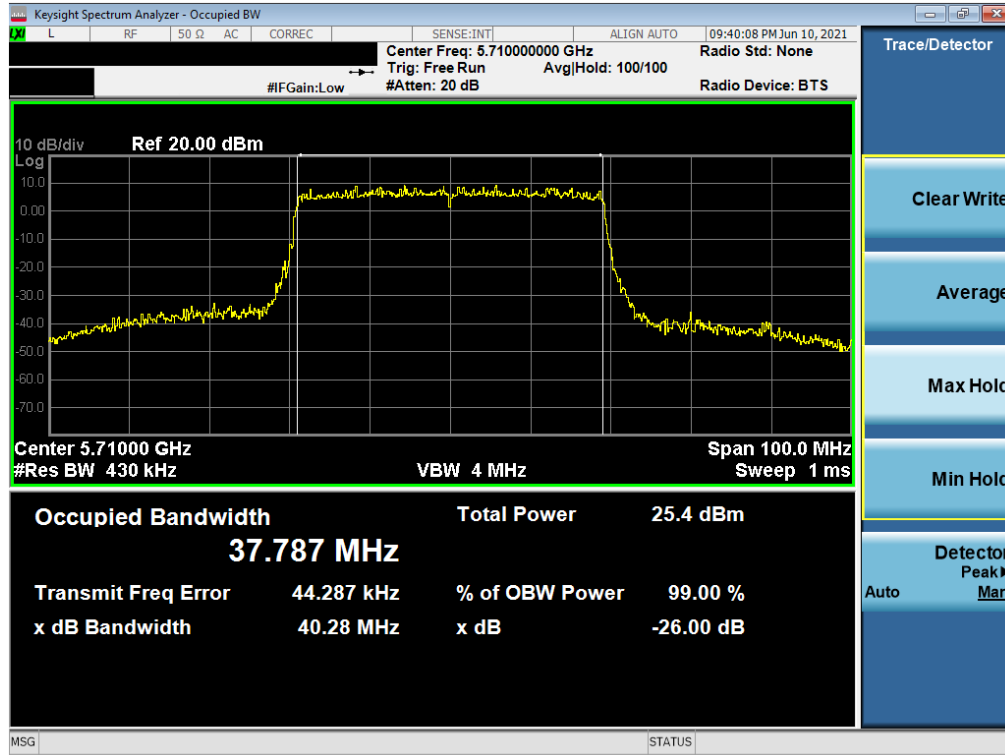


Plot 7-100. 26dB Bandwidth Plot SISO NORTH (40MHz BW 802.11ax (UNII Band 2C) – Ch. 102)

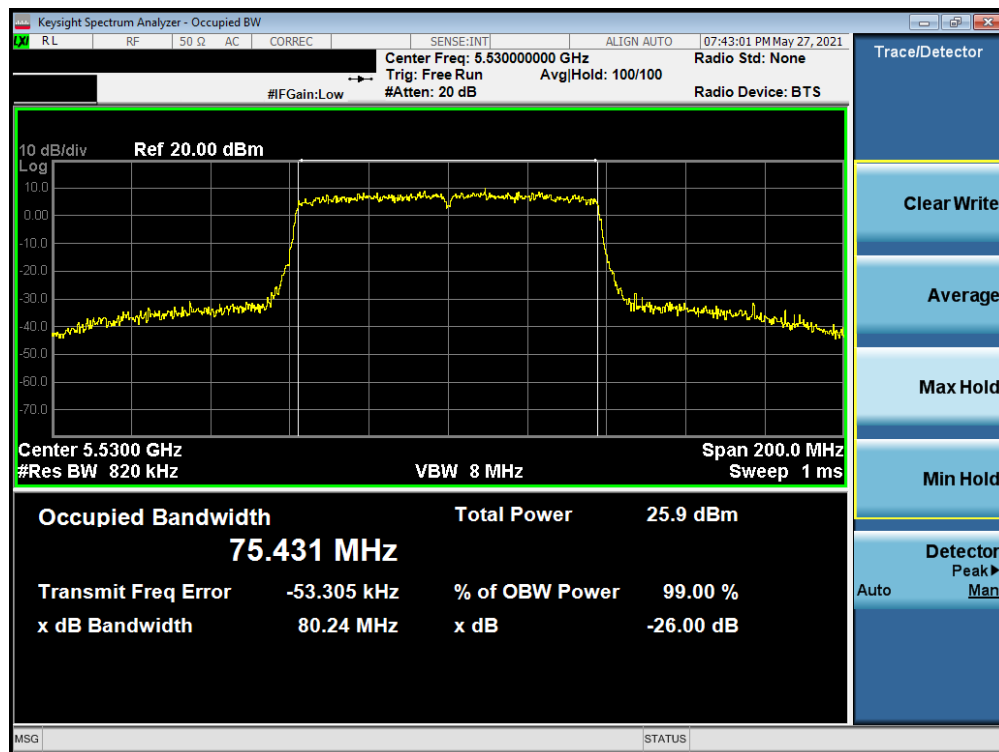


Plot 7-101. 26dB Bandwidth Plot SISO NORTH (40MHz BW 802.11ax (UNII Band 2C) – Ch. 118)

FCC ID: C3K1995 IC: 3048A-1995	PCTEST Proud to be part of element	MEASUREMENT REPORT (CERTIFICATION)	Microsoft	Approved by: Technical Manager
Test Report S/N: 1M2105060048-14.C3K	Test Dates: 05/20/2021 - 09/08/2021	EUT Type: Portable Handset		Page 68 of 336

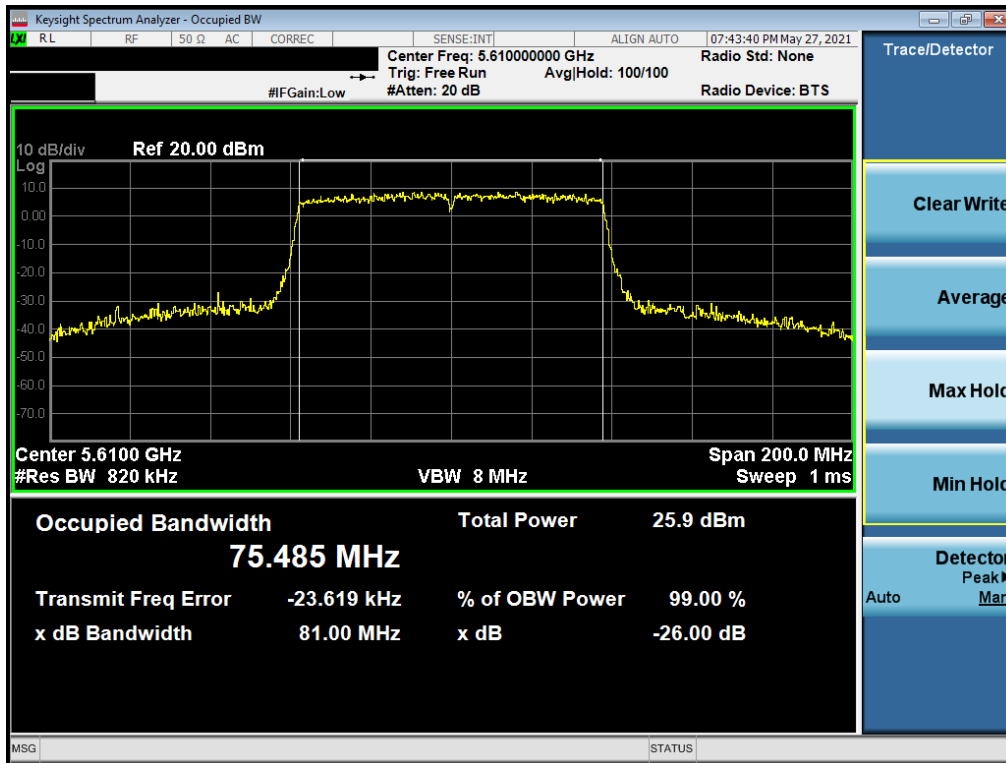


Plot 7-102. 26dB Bandwidth Plot SISO NORTH (40MHz BW 802.11ax (UNII Band 2C) – Ch. 142)

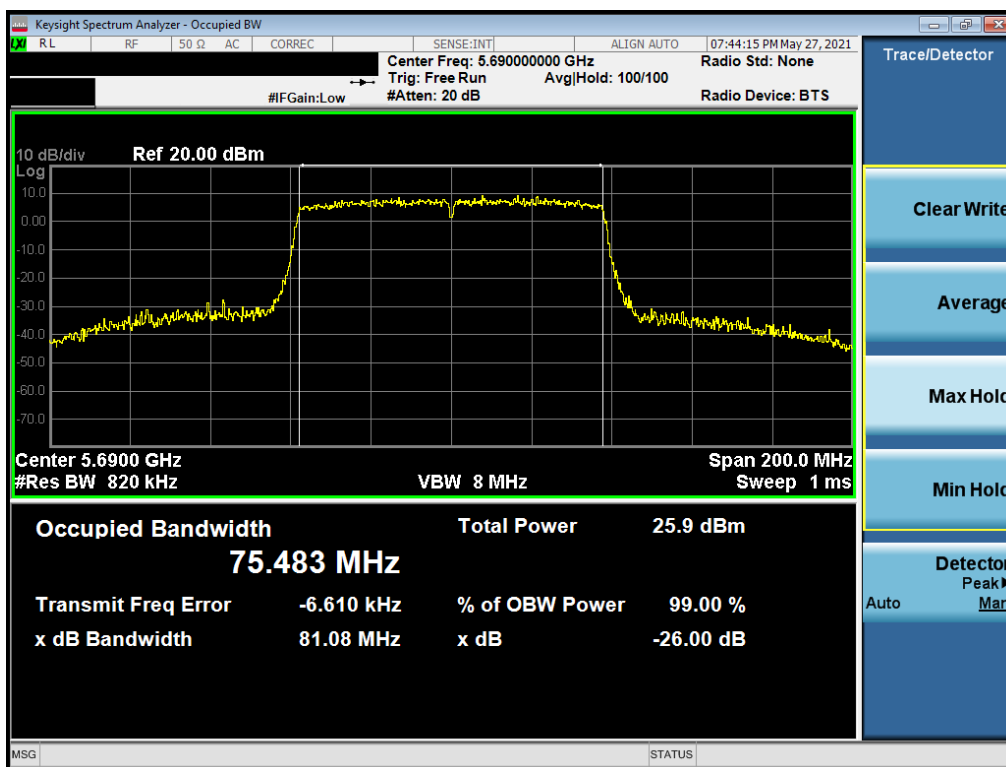


Plot 7-103. 26dB Bandwidth Plot SISO NORTH (80MHz BW 802.11ac (UNII Band 2C) – Ch. 106)

FCC ID: C3K1995 IC: 3048A-1995	PCTEST Proud to be part of element	MEASUREMENT REPORT (CERTIFICATION)	Microsoft	Approved by: Technical Manager
Test Report S/N: 1M2105060048-14.C3K	Test Dates: 05/20/2021 - 09/08/2021	EUT Type: Portable Handset		Page 69 of 336

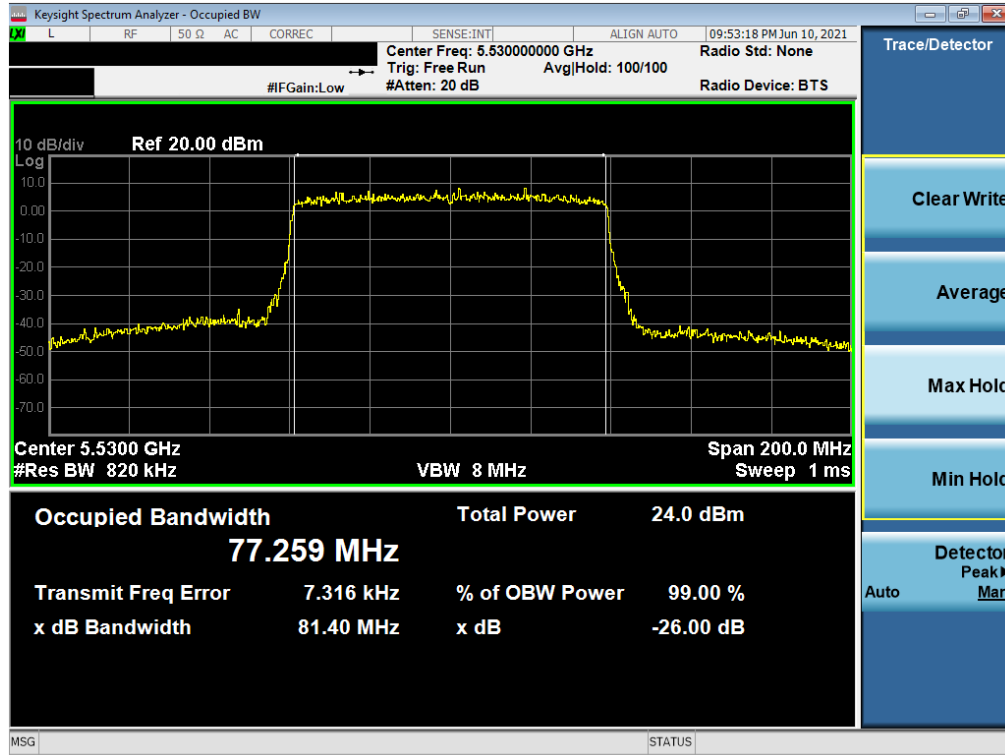


Plot 7-104. 26dB Bandwidth Plot SISO NORTH (80MHz BW 802.11ac (UNII Band 2C) – Ch. 122)

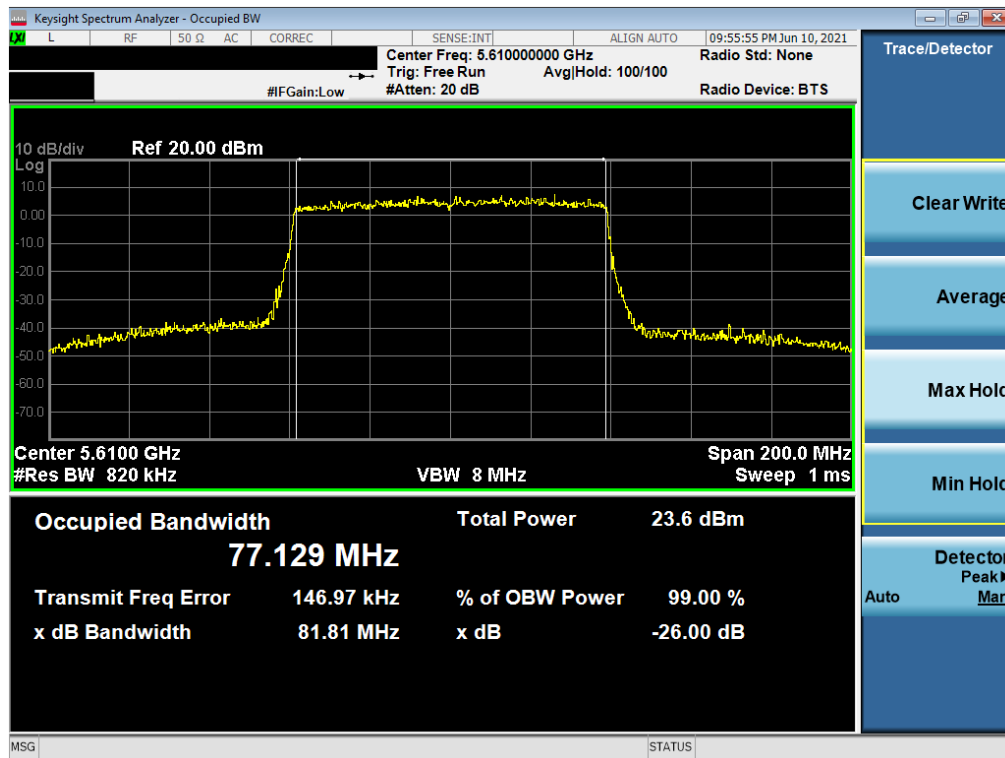


Plot 7-105. 26dB Bandwidth Plot SISO NORTH (80MHz BW 802.11ac (UNII Band 2C) – Ch. 138)

FCC ID: C3K1995 IC: 3048A-1995	PCTEST Proud to be part of element	MEASUREMENT REPORT (CERTIFICATION)	Microsoft	Approved by: Technical Manager
Test Report S/N: 1M2105060048-14.C3K	Test Dates: 05/20/2021 - 09/08/2021	EUT Type: Portable Handset		Page 70 of 336

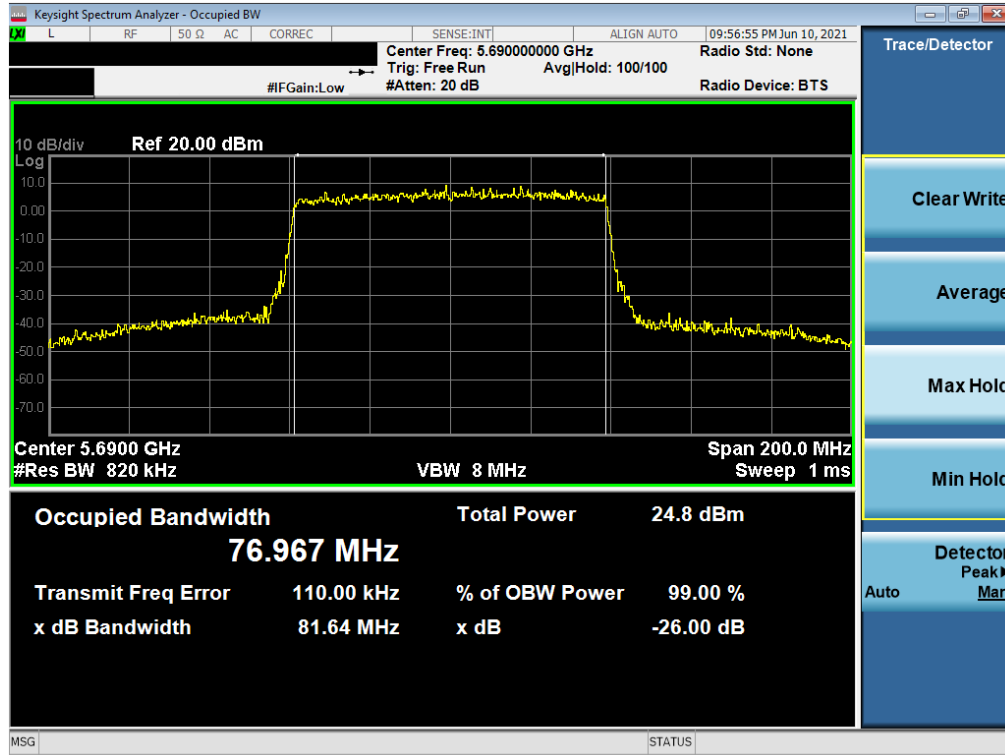


Plot 7-106. 26dB Bandwidth Plot SISO NORTH (80MHz BW 802.11ax (UNII Band 2C) – Ch. 106)

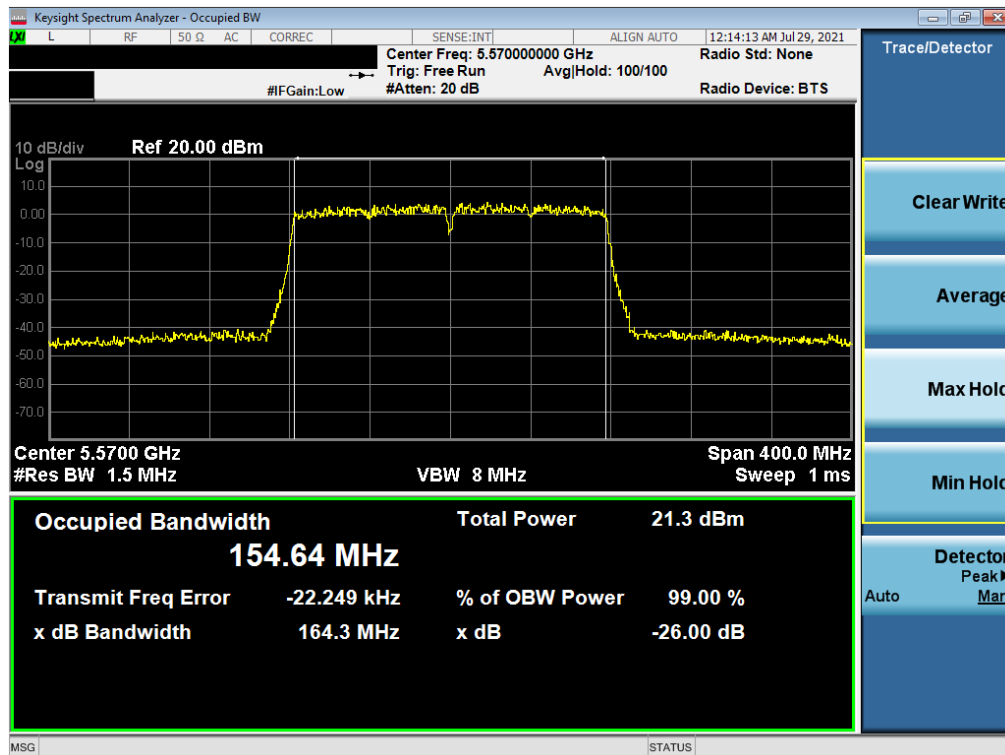


Plot 7-107. 26dB Bandwidth Plot SISO NORTH (80MHz BW 802.11ax (UNII Band 2C) – Ch. 122)

FCC ID: C3K1995 IC: 3048A-1995	PCTEST Proud to be part of element	MEASUREMENT REPORT (CERTIFICATION)	Microsoft	Approved by: Technical Manager
Test Report S/N: 1M2105060048-14.C3K	Test Dates: 05/20/2021 - 09/08/2021	EUT Type: Portable Handset		Page 71 of 336

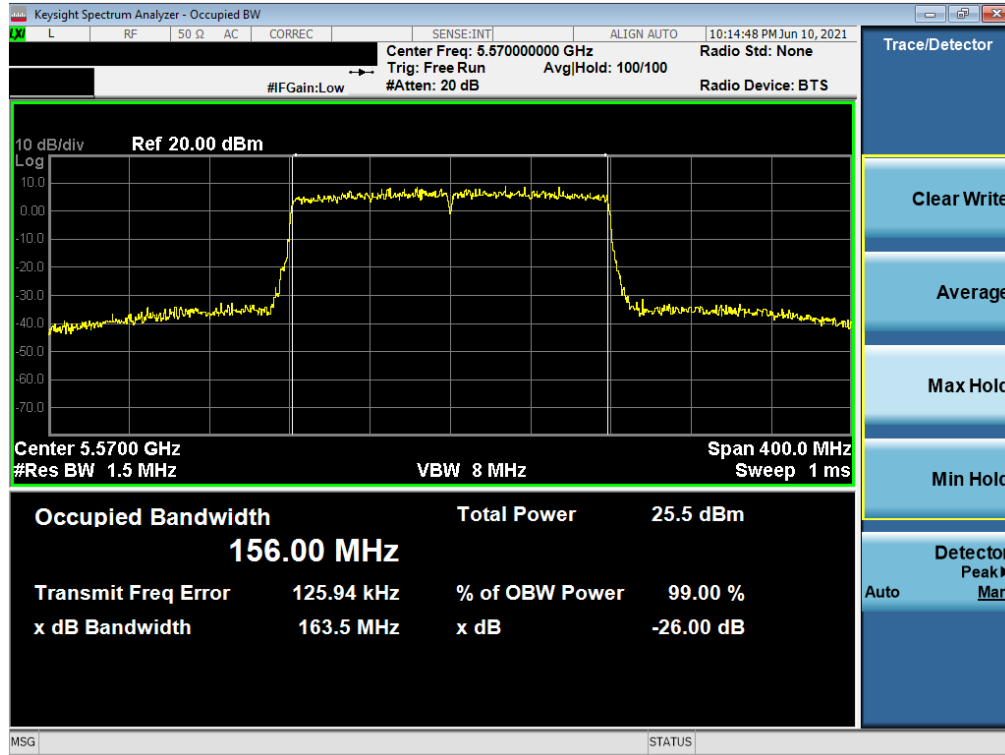


Plot 7-108. 26dB Bandwidth Plot SISO NORTH (80MHz BW 802.11ax (UNII Band 2C) – Ch. 138)



Plot 7-109. 26dB Bandwidth Plot SISO NORTH (160MHz BW 802.11ac (UNII Band 2C) – Ch. 114)

FCC ID: C3K1995 IC: 3048A-1995	PCTEST Proud to be part of element	MEASUREMENT REPORT (CERTIFICATION)	Microsoft	Approved by: Technical Manager
Test Report S/N: 1M2105060048-14.C3K	Test Dates: 05/20/2021 - 09/08/2021	EUT Type: Portable Handset		Page 72 of 336



Plot 7-110. 26dB Bandwidth Plot SISO NORTH (160MHz BW 802.11ax (UNII Band 2C) – Ch. 114)

FCC ID: C3K1995 IC: 3048A-1995		MEASUREMENT REPORT (CERTIFICATION)		Approved by: Technical Manager
Test Report S/N: 1M2105060048-14.C3K	Test Dates: 05/20/2021 - 09/08/2021	EUT Type: Portable Handset		Page 73 of 336

7.3 6dB Bandwidth Measurement – 802.11a/n/ac/ax §15.407 (e); RSS-Gen [6.2]

Test Overview and Limit

The bandwidth at 6dB down from the highest in-band spectral density is measured with a spectrum analyzer connected to the antenna terminal while the EUT is operating at its maximum duty cycle, at its maximum power control level, as defined in ANSI C63.10-2013 and KDB 789033 D02 v02r01, and at the appropriate frequencies. The spectrum analyzer's bandwidth measurement function is configured to measure the 6dB bandwidth.

In the 5.725 – 5.850GHz band, the 6dB bandwidth must be ≥ 500 kHz.

Test Procedure Used

ANSI C63.10-2013 – Section 6.9.2
KDB 789033 D02 v02r01 – Section C

Test Settings

1. The signal analyzers' automatic bandwidth measurement capability was used to perform the 6dB bandwidth measurement. The "X" dB bandwidth parameter was set to $X = 6$. The automatic bandwidth measurement function also has the capability of simultaneously measuring the 99% occupied bandwidth. The bandwidth measurement was not influenced by any intermediate power nulls in the fundamental emission.
2. RBW = 100 kHz
3. VBW $\geq 3 \times$ RBW
4. Detector = Peak
5. Trace mode = max hold
6. Sweep = auto couple

Test Setup

The EUT and measurement equipment were set up as shown in the diagram below.



Figure 7-2. Test Instrument & Measurement Setup

Test Notes

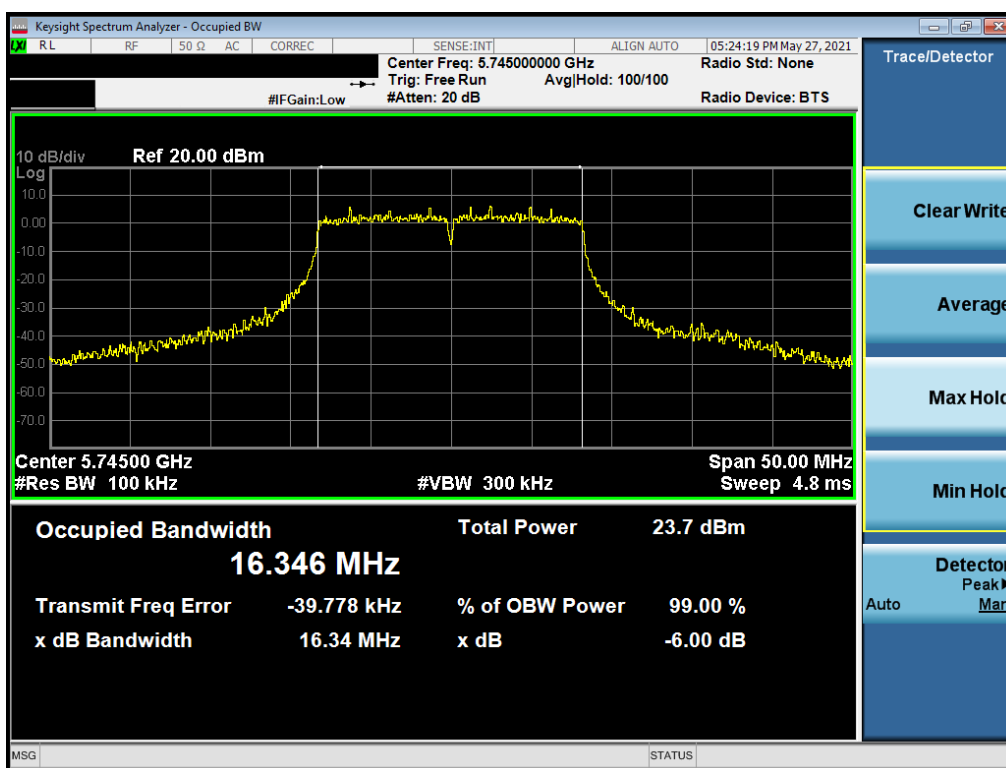
None.

FCC ID: C3K1995 IC: 3048A-1995	PCTEST Proud to be part of element	MEASUREMENT REPORT (CERTIFICATION)	Microsoft	Approved by: Technical Manager
Test Report S/N: 1M2105060048-14.C3K	Test Dates: 05/20/2021 - 09/08/2021	EUT Type: Portable Handset		Page 74 of 336

SISO SOUTH 6 dB Bandwidth Measurements

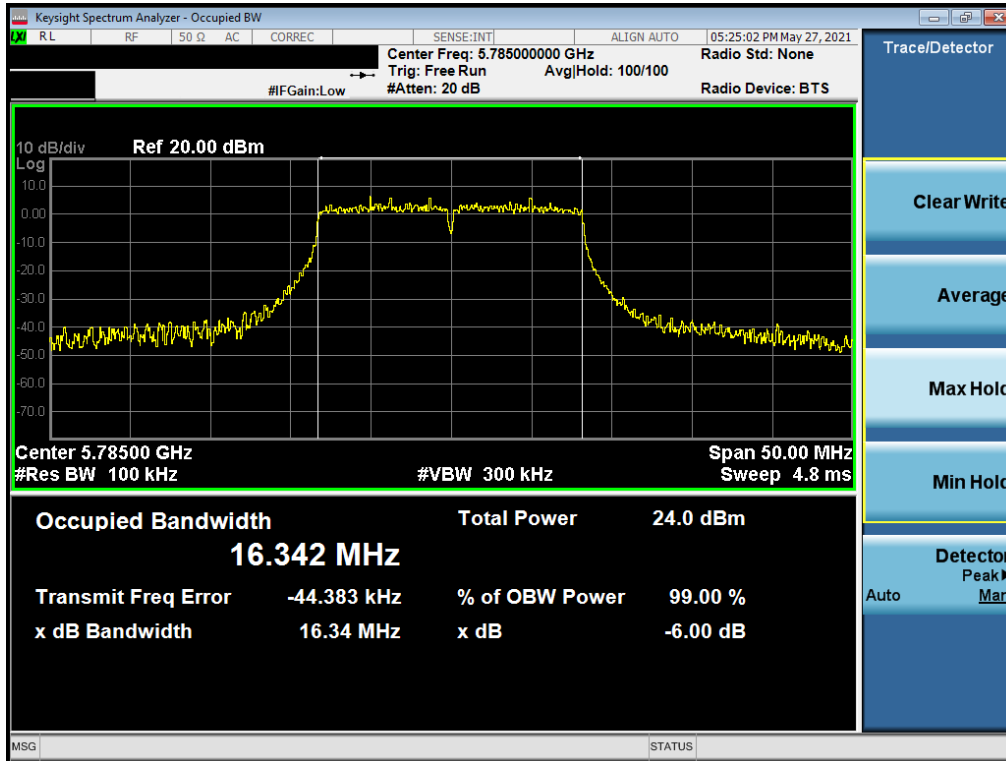
	Frequency [MHz]	Channel No.	802.11 Mode	Data Rate [Mbps]	Measured 6dB Bandwidth [MHz]
Band 3	5745	149	a	6	16.34
	5785	157	a	6	16.34
	5825	165	a	6	16.33
	5745	149	n (20MHz)	6.5/7.2 (MCS0)	17.57
	5785	157	n (20MHz)	6.5/7.2 (MCS0)	17.38
	5825	165	n (20MHz)	6.5/7.2 (MCS0)	17.58
	5745	149	ax (20MHz)	6.5/7.2 (MCS0)	18.92
	5785	157	ax (20MHz)	6.5/7.2 (MCS0)	18.89
	5825	165	ax (20MHz)	6.5/7.2 (MCS0)	19.00
	5755	151	n (40MHz)	13.5/15 (MCS0)	35.99
	5795	159	n (40MHz)	13.5/15 (MCS0)	35.55
	5755	151	ax (40MHz)	13.5/15 (MCS0)	38.03
	5795	159	ax (40MHz)	13.5/15 (MCS0)	36.97
	5775	155	ac (80MHz)	29.3/32.5 (MCS0)	74.42
	5775	155	ax (80MHz)	29.3/32.5 (MCS0)	77.23

Table 7-4. Conducted Bandwidth Measurements SISO SOUTH

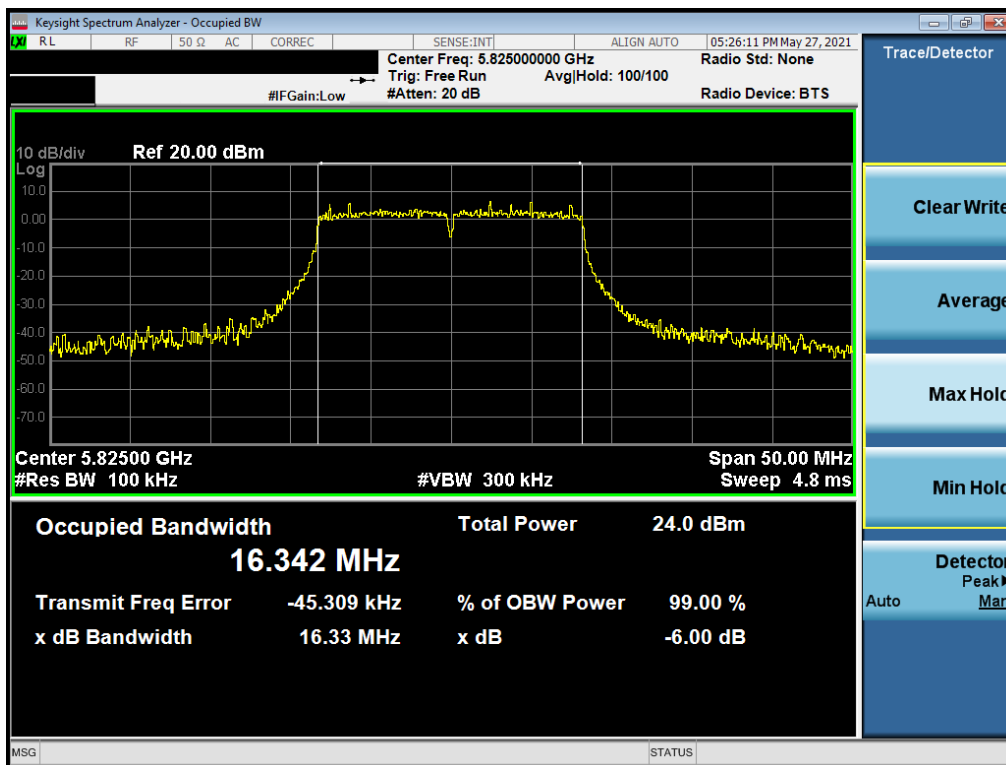


Plot 7-111. 6dB Bandwidth Plot SISO SOUTH (802.11a (UNII Band 3) – Ch. 149)

FCC ID: C3K1995 IC: 3048A-1995	PCTEST Proud to be part of element	MEASUREMENT REPORT (CERTIFICATION)	Microsoft	Approved by: Technical Manager
Test Report S/N: 1M2105060048-14.C3K	Test Dates: 05/20/2021 - 09/08/2021	EUT Type: Portable Handset		Page 75 of 336

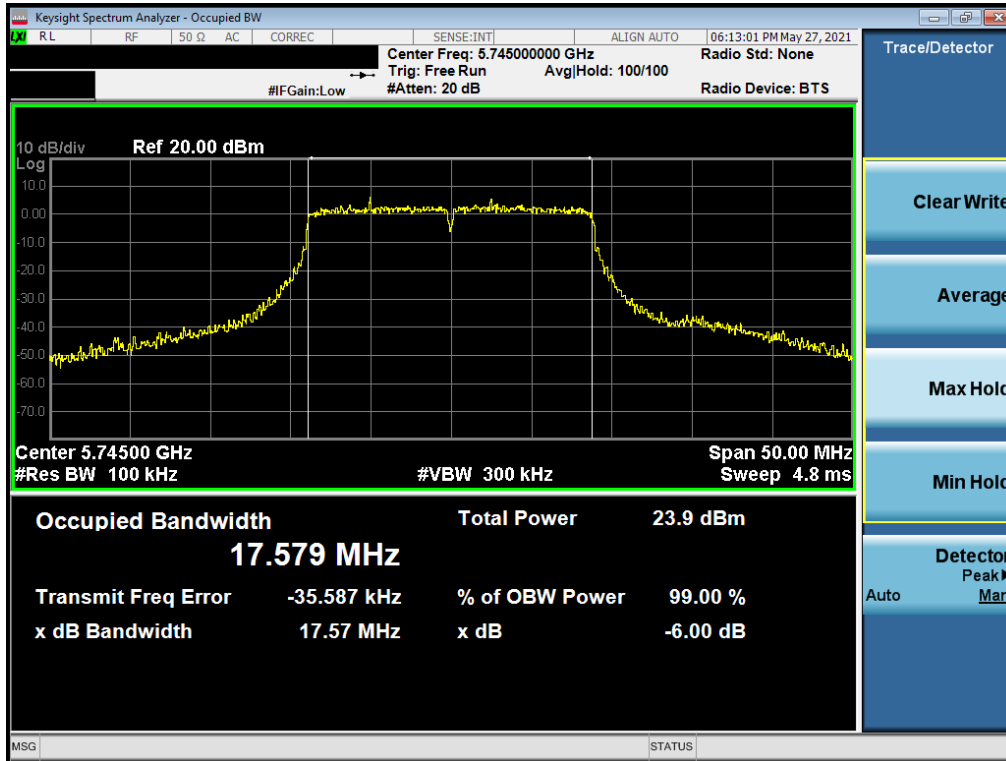


Plot 7-112. 6dB Bandwidth Plot SISO SOUTH (802.11a (UNII Band 3) – Ch. 157)

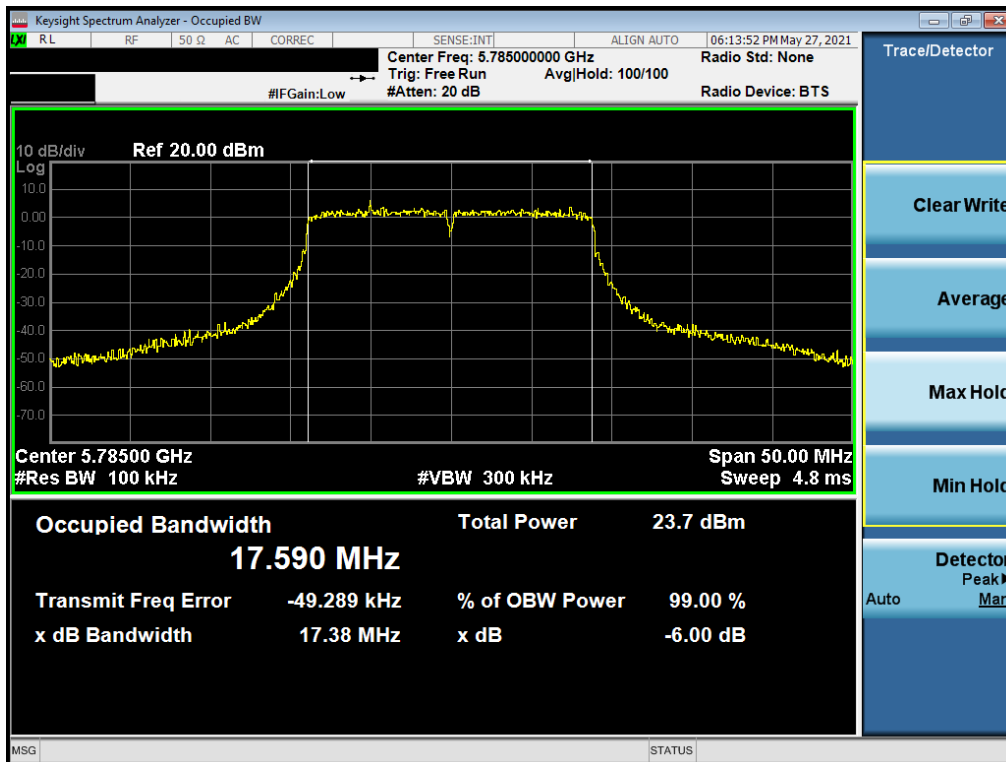


Plot 7-113. 6dB Bandwidth Plot SISO SOUTH (802.11a (UNII Band 3) – Ch. 165)

FCC ID: C3K1995 IC: 3048A-1995	PCTEST Proud to be part of element	MEASUREMENT REPORT (CERTIFICATION)	Microsoft	Approved by: Technical Manager
Test Report S/N: 1M2105060048-14.C3K	Test Dates: 05/20/2021 - 09/08/2021	EUT Type: Portable Handset		Page 76 of 336

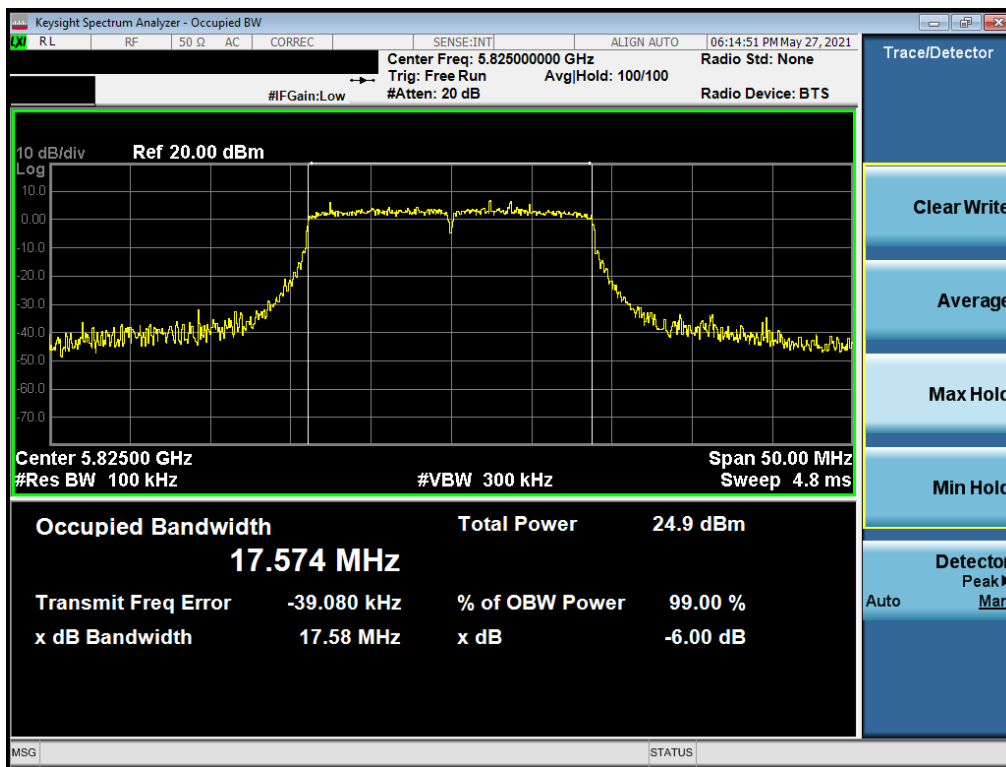


Plot 7-114. 6dB Bandwidth Plot SISO SOUTH (20MHz BW 802.11n (UNII Band 3) – Ch. 149)

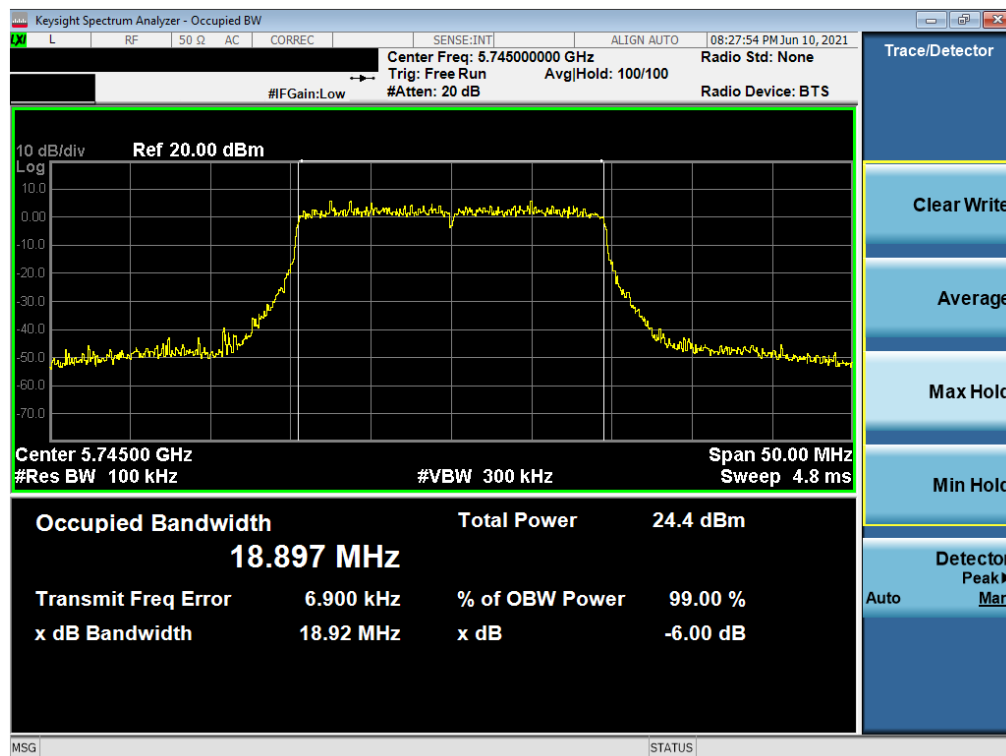


Plot 7-115. 6dB Bandwidth Plot SISO SOUTH (20MHz BW 802.11n (UNII Band 3) – Ch. 157)

FCC ID: C3K1995 IC: 3048A-1995	PCTEST Proud to be part of element	MEASUREMENT REPORT (CERTIFICATION)	Microsoft	Approved by: Technical Manager
Test Report S/N: 1M2105060048-14.C3K	Test Dates: 05/20/2021 - 09/08/2021	EUT Type: Portable Handset		Page 77 of 336

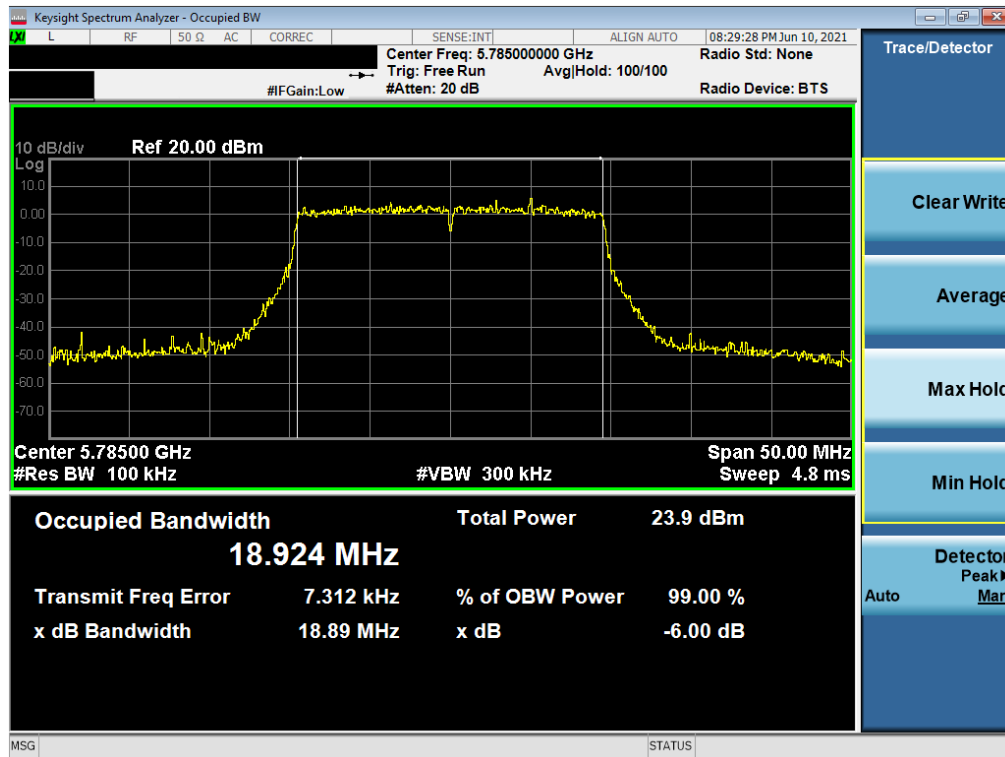


Plot 7-116. 6dB Bandwidth Plot SISO SOUTH (20MHz BW 802.11n (UNII Band 3) – Ch. 165)

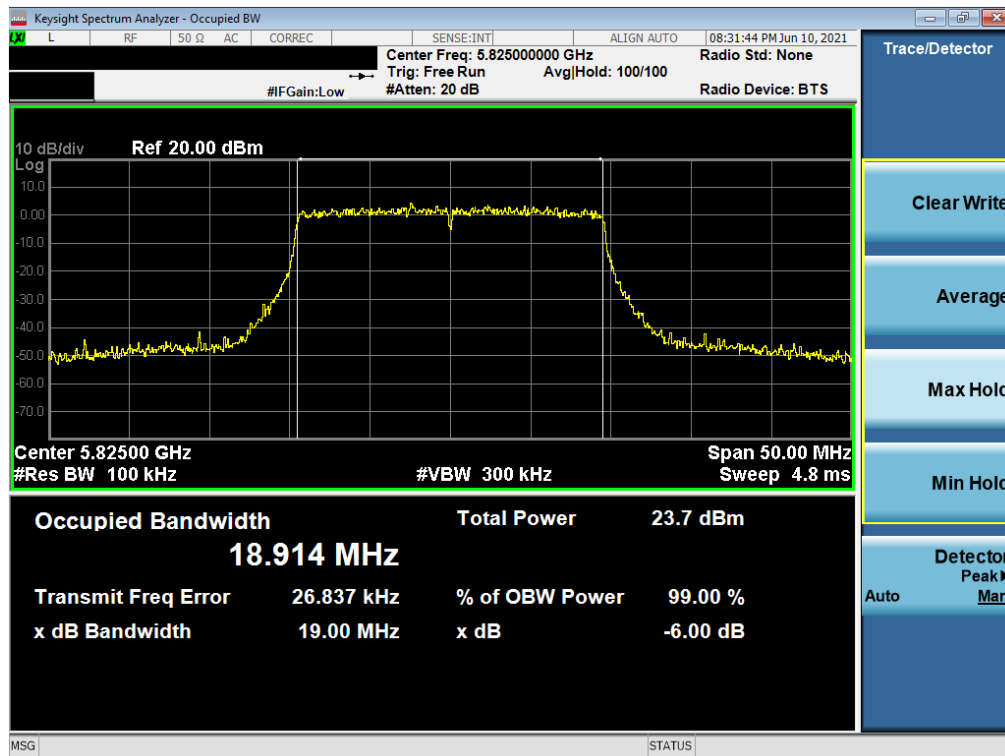


Plot 7-117. 6dB Bandwidth Plot SISO SOUTH (20MHz BW 802.11ax (UNII Band 3) – Ch. 149)

FCC ID: C3K1995 IC: 3048A-1995	PCTEST Proud to be part of element	MEASUREMENT REPORT (CERTIFICATION)	Microsoft	Approved by: Technical Manager
Test Report S/N: 1M2105060048-14.C3K	Test Dates: 05/20/2021 - 09/08/2021	EUT Type: Portable Handset		Page 78 of 336

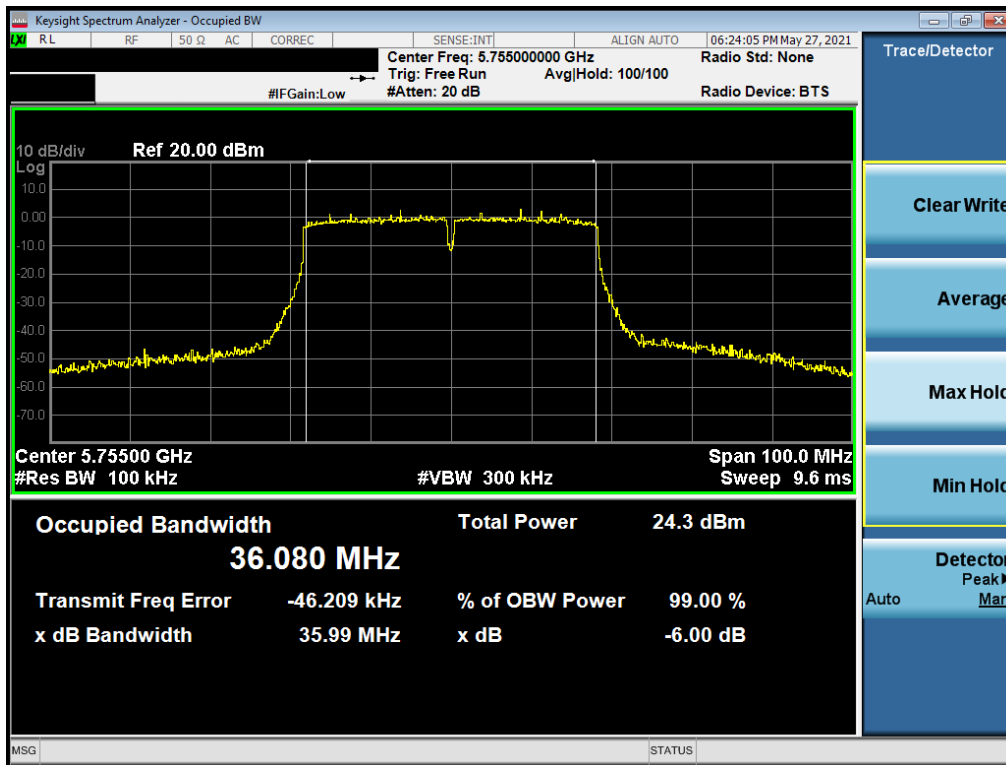


Plot 7-118. 6dB Bandwidth Plot SISO SOUTH (20MHz BW 802.11ax (UNII Band 3) – Ch. 157)

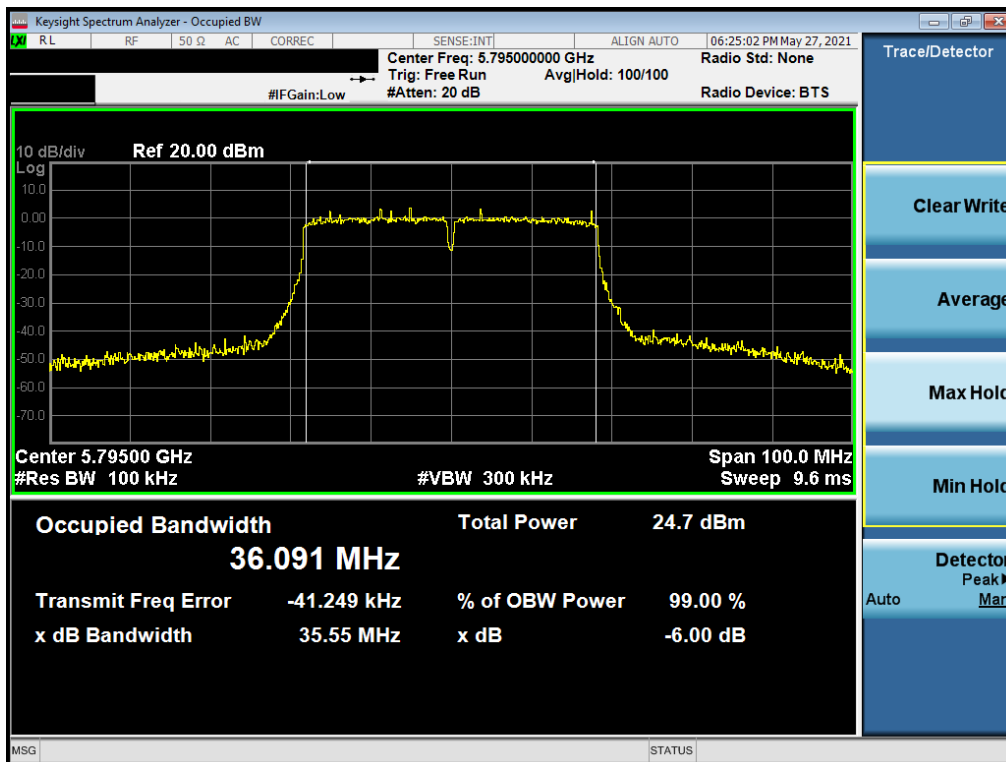


Plot 7-119. 6dB Bandwidth Plot SISO SOUTH (20MHz BW 802.11ax (UNII Band 3) – Ch. 165)

FCC ID: C3K1995 IC: 3048A-1995	PCTEST Proud to be part of element	MEASUREMENT REPORT (CERTIFICATION)	Microsoft	Approved by: Technical Manager
Test Report S/N: 1M2105060048-14.C3K	Test Dates: 05/20/2021 - 09/08/2021	EUT Type: Portable Handset		Page 79 of 336



Plot 7-120. 6dB Bandwidth Plot SISO SOUTH (40MHz BW 802.11n (UNII Band 3) – Ch. 151)



Plot 7-121. 6dB Bandwidth Plot SISO SOUTH (40MHz BW 802.11n (UNII Band 3) – Ch. 159)

FCC ID: C3K1995 IC: 3048A-1995	PCTEST Proud to be part of element	MEASUREMENT REPORT (CERTIFICATION)	Microsoft	Approved by: Technical Manager
Test Report S/N: 1M2105060048-14.C3K	Test Dates: 05/20/2021 - 09/08/2021	EUT Type: Portable Handset		Page 80 of 336