



10. SETUP PHOTOS

ANTENNA PORT CONDUCTED RF MEASUREMENT SETUP







FRONT PHOTO

FREQUENCY TOLERANCE OVER EXTREME CONDITIONS



FRONT PHOTO

RADIATED RF MEASUREMENT SETUP			
			
X-AXIS FRONT PHOTO (Below 1GHz Bands)		X-AXIS BACK PHOTO (Below 1GHz Bands)	
			
Y-AXIS FRONT PHOTO (Above 1GHz Bands)		Y-AXIS BACK PHOTO (Above 1GHz Bands)	

END OF REPORT