



## 11. SETUP PHOTOS

### RF CONDUCTED MEASUREMENT AT ANTENNA PORT




### **RADIATED SPURIOUS EMISSIONS**




**BELOW 30MHz (FRONT PHOTO)**




**BELOW 30MHz (BACK PHOTO)**



**BELOW 1GHz (FRONT PHOTO)**



**BELOW 1GHz (BACK PHOTO)**



**ABOVE 1GHz (FRONT PHOTO)**



**ABOVE 1GHz (BACK PHOTO)**

**AC POWER LINE CONDUCTED**




**AC/DC ADAPTER (FRONT PHOTO)**



**AC/DC ADAPTER (BACK PHOTO)**




**HOST PC (FRONT PHOTO)**



**HOST PC (BACK PHOTO)**



## ORIENTATIONS



**END OF REPORT**