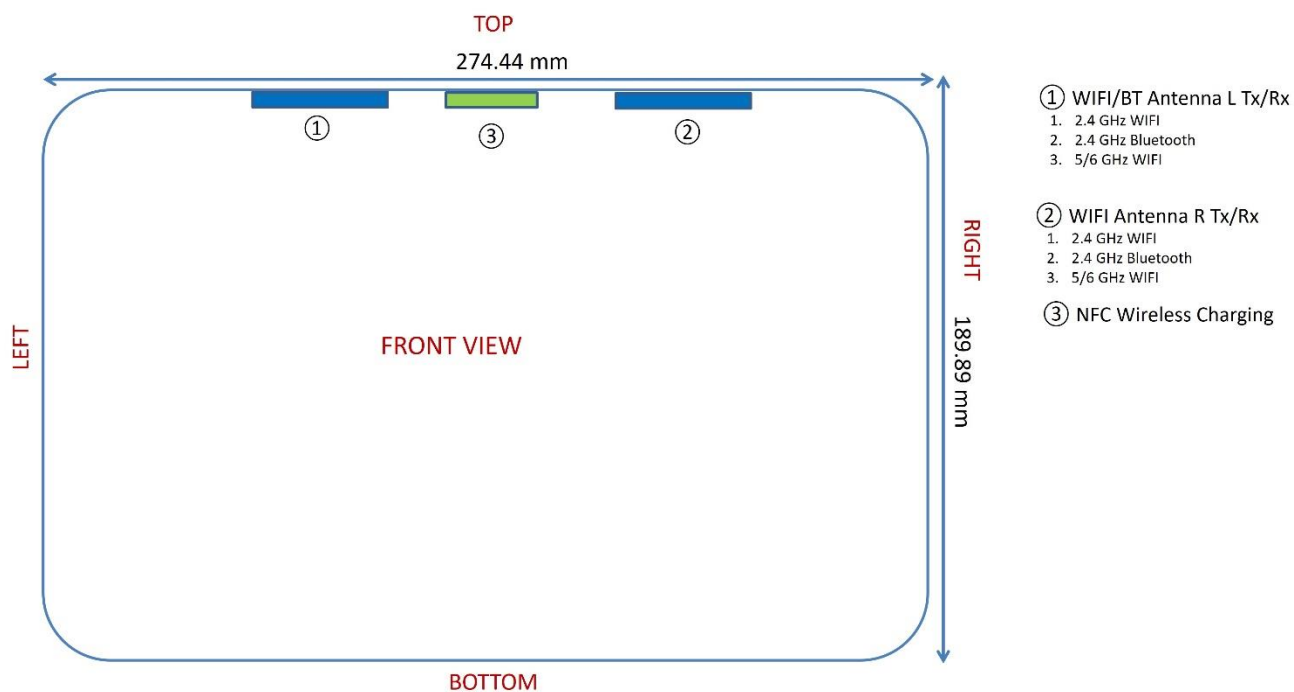



APPENDIX E: DUT ANTENNA DIAGRAM & SAR TEST SETUP PHOTOGRAPHS

FCC ID: C3K-00002101	RF EXPOSURE PART 1 TEST REPORT	Approved by: Technical Manager
DUT Type: Wireless Module		APPENDIX E: Page 1 of 3

Note: Exact antenna dimensions and separation distances are shown in the Technical Descriptions in the FCC Filing.



**Figure E-1
DUT Antenna Locations**



SAR Test Setup Photo 1 – Power Mode 2, Top Edge at 0mm

FCC ID: C3K-00002101	RF EXPOSURE PART 1 TEST REPORT	Approved by: Technical Manager
DUT Type: Wireless Module		APPENDIX E: Page 2 of 3

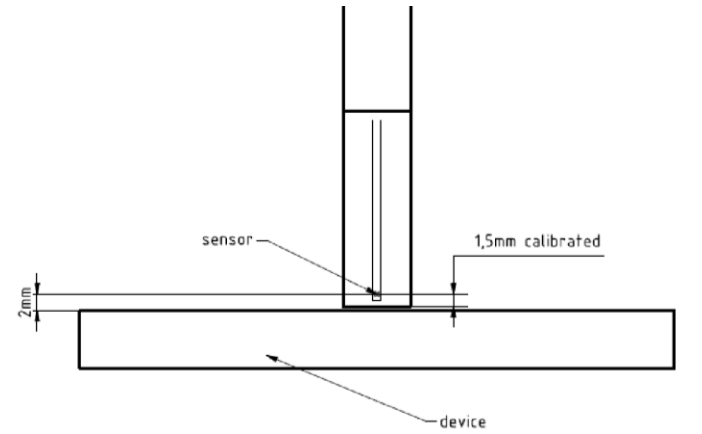


Figure E-2
EUmWVx Probe

Note: Distances below are distance from device surface to sensor-center. Therefore, distances include 1.5 mm for Probe Tip to Sensor Calibration Points.



PD Test Setup Photo 2 – Near Field Power Density Power Mode 2 Top Edge at 2 mm

FCC ID: C3K-00002101	RF EXPOSURE PART 1 TEST REPORT	Approved by: Technical Manager
DUT Type: Wireless Module		APPENDIX E: Page 3 of 3