

17. TEST PHOTOGRAPHS

See following Attached Pages for setup photographs.





FCC ID: BEJVM265	 PCTEST ENGINEERING LABORATORY, INC.	HAC (RF EMISSIONS) TEST REPORT	 LG	Reviewed by: Quality Manager
HAC Filename: 0904170777.BEJ	Test Dates: April 20 - 23, 2009	EUT Type: PCS CDMA Phone with Bluetooth		Page 62 of 64



Figure 17-1
Ear Reference Point HAC Phantom Alignment



Figure 17-2
HAC Phantom Plane Alignment

FCC ID: BEJVM265	 PCTEST Engineering Laboratory, Inc.	HAC (RF EMISSIONS) TEST REPORT	 LG	Reviewed by: Quality Manager
HAC Filename: 0904170777.BEJ	Test Dates: April 20 - 23, 2009	EUT Type: PCS CDMA Phone with Bluetooth		Page 63 of 64

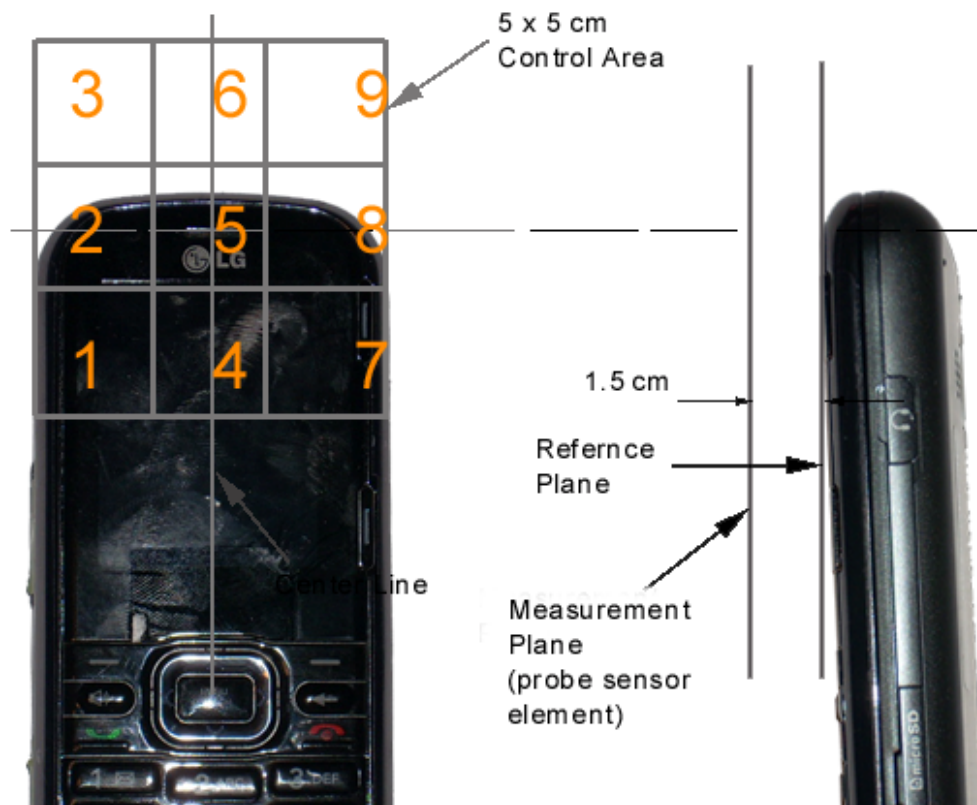




Figure 17-3
5x5 Scan grid above WD



Figure 17-4
E-Field WD Scan overlay



Figure 17-5
H-Field WD Scan overlay

FCC ID: BEJVM265	 PCTEST Engineering Laboratory, Inc.	HAC (RF EMISSIONS) TEST REPORT	 LG	Reviewed by: Quality Manager
HAC Filename: 0904170777.BEJ	Test Dates: April 20 - 23, 2009	EUT Type: PCS CDMA Phone with Bluetooth		Page 64 of 64