

13. TEST SETUP PHOTOGRAPHS




Figure 13-1
Test Setup for Wireless Device






Figure 13-2
Test Setup for Wireless Device

FCC ID: BEJLX370	 PCTEST ENGINEERING LABORATORY, INC.	HAC (T-COIL) TEST REPORT	 LG	Reviewed by: Quality Manager
Filename: 0903170483.BEJ	Test Dates: March 21 - 22, 2009	EUT Type: Cellular/PCS CDMA Phone with Bluetooth and EvDO	Page 39 of 40	




Figure 13-3
T-Coil Scan Overlay Magnetic Field Distributions

Note: Final measurement locations are indicated by a cursor on the contour plots.

FCC ID: BEJLX370	PCTEST ENGINEERING LABORATORY, INC.	HAC (T-COIL) TEST REPORT	LG	Reviewed by: Quality Manager
Filename: 0903170483.BEJ	Test Dates: March 21 - 22, 2009	EUT Type: Cellular/PCS CDMA Phone with Bluetooth and EvDO		Page 40 of 40