



12. TEST SETUP PHOTOGRAPHS



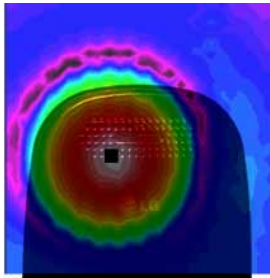
Figure 12-1
Test Setup for Wireless Device



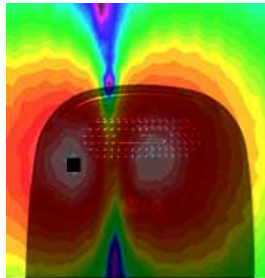
Figure 12-2
Test Setup for Wireless Device

FCC ID: BEJLG400G		HAC (T-COIL) TEST REPORT		Reviewed by: Quality Manager
Filename: 0709111008.BEJ	Test Dates: September 18 - 19, 2007	EUT Type: 850/1900 GSM/GPRS Phone		Page 32 of 33


T-Coil Scan Overlay Magnetic Field Distributions



Axial





Radial H (Transverse)



Radial V (Longitudinal)

Note: final measurement locations are indicated by a cursor on the contour plots.

FCC ID: BEJLG400G		HAC (T-COIL) TEST REPORT		Reviewed by: Quality Manager
Filename: 0709111008.BEJ	Test Dates: September 18 - 19, 2007	EUT Type: 850/1900 GSM/GPRS Phone		Page 33 of 33