

12. TEST SETUP PHOTOGRAPHS







Figure 12-1
Test Setup for Wireless Device





Figure 12-2
Test Setup for Wireless Device

| | | | | |
|--------------------------------------|---|---|---|--|
| FCC ID: BEJGS390 |  | HAC (T-COIL) TEST REPORT |  | Reviewed by: Quality Manager |
| Filename: 0Y1003110366.BEJ | Test Dates: March 10-25, 2010 | EUT Type: 850/1900 GSM/GPRS/EDGE Phone with Bluetooth | | Page 35 of 36 |

T-Coil Scan Overlay Magnetic Field Distributions



Note: final measurement locations are indicated by a cursor on the contour plots.

| | | | | |
|--------------------------------------|---|---|---|--|
| FCC ID: BEJGS390 |  | HAC (T-COIL) TEST REPORT |  | Reviewed by: Quality Manager |
| Filename: 0Y1003110366.BEJ | Test Dates: March 10-25, 2010 | EUT Type: 850/1900 GSM/GPRS/EDGE Phone with Bluetooth | | Page 36 of 36 |