

13. TEST SETUP PHOTOGRAPHS







Figure 13-1
Test Setup for Wireless Device



Figure 13-2
Test Setup for Wireless Device

FCC ID: BEJCF360	 ENGINEERING LABORATORY, INC.	HAC (T-COIL) TEST REPORT		Reviewed by: Quality Manager
Filename: 0808211155.BEJ	Test Dates: August 28 - 29, 2008	EUT Type: 850/1900 GSM/WCDMA Phone with Bluetooth		Page 36 of 37





Axial

Radial H (Transverse)

Radial V (Longitudinal)

Figure 13-3
T-Coil Scan Overlay Magnetic Field Distributions

Note: Final measurement locations are indicated by a cursor on the contour plots.

FCC ID: BEJCF360	 ENGINEERING LABORATORY, INC.	HAC (T-COIL) TEST REPORT	 LG	Reviewed by: Quality Manager
Filename: 0808211155.BEJ	Test Dates: August 28 - 29, 2008	EUT Type: 850/1900 GSM/WCDMA Phone with Bluetooth		Page 37 of 37