

ELECTROMAGNETIC EMISSIONS COMPLIANCE REPORT

UN-INTENTIONAL RADIATOR CERTIFICATION TO FCC PART 15 SUBPART B CERTIFICATION REQUIREMENT

OF

Product Name: 3G Data Module

Brand Name: FIH Foxconn

Model No.: Momo-A

Model Difference: N/A

FCC ID: BCZ-ZVAA

Report No.: EI/2012/40013

Issue Date: May. 03, 2012

FCC Rule Part: Part 15 B, Class B

Prepared for: Foxconn International Holdings,Ltd.
 No.151,Sec.1,Nankan Rd., Lujhu
 Township,Taoyuan County 33859,Taiwan

Prepared by: SGS Taiwan Ltd.
 Electronics & Communication Laboratory
 No. 134, Wu Kung Rd., Wuku Industrial Zone,
 Taipei County, Taiwan.



Note: This report shall not be reproduced except in full, without the written approval of SGS Taiwan Ltd. This document may be altered or revised by SGS Taiwan Ltd. personnel only, and shall be noted in the revision section of the document.

Unless otherwise stated the results shown in this test report refer only to the sample(s) tested and such sample(s) are retained for 90 days only.

除非另有說明，此報告結果僅對測試之樣品負責，同時此樣品僅保留90天。本報告未經本公司書面許可，不可部份複製。

This document is issued by the Company subject to its General Conditions of Service printed overleaf, available on request or accessible at www.sgs.com/terms_and_conditions.htm and, for electronic format documents, subject to Terms and Conditions for Electronic Documents at www.sgs.com/terms_e-document.htm. Attention is drawn to the limitation of liability, indemnification and jurisdiction issues defined therein. Any holder of this document is advised that information contained hereon reflects the Company's findings at the time of its intervention only and within the limits of Client's instructions, if any. The Company's sole responsibility is to its Client and this document does not exonerate parties to a transaction from exercising all their rights and obligations under the transaction documents. This document cannot be reproduced except in full, without prior written approval of the Company. Any unauthorized alteration, forgery or falsification of the content or appearance of this document is unlawful and offenders may be prosecuted to the fullest extent of the law.

SGS Taiwan Ltd. No.134, Wu Kung Road, Wuku Industrial Zone, Taipei County, Taiwan /台北縣五股工業區五工路134號

台灣檢驗科技股份有限公司 t (886-2) 2299-3279

f (886-2) 2298-0488

www.tw.sgs.com

Member of SGS Group

VERIFICATION OF COMPLIANCE

Applicant: Foxconn International Holdings,Ltd.
 No.151,Sec.1,Nankan Rd., Lujhu Township,Taoyuan County
 33859,Taiwan

Product Description: 3G Data Module

Brand Name: FIH Foxconn

Model No.: Momo-A

Model Difference: N/A

FCC ID: BCZ-ZVAA

File Number: EI/2012/40013

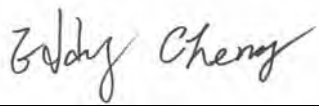

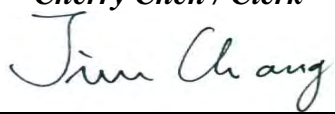
Date of test: Apr. 27, 2012 ~ May. 02, 2012

Date of EUT Receive: Apr. 27, 2012

We hereby certify that:

The above equipment was tested by SGS Taiwan Ltd. The test data, data evaluation, test procedures, and equipment configurations shown in this report were made in accordance with the procedures given in ANSI C63.4 :2003 and the energy emitted by the sample EUT tested as described in this report is in compliance with conducted and radiated emission limits of FCC Rules Part 15B, Class B.

The test results of this report relate only to the tested sample identified in this report.

Test By:		Date:	May. 03, 2012
	_____ <i>Eddy Cheng / Engineer</i>		_____
Prepared By:		Date:	May. 03, 2012
	_____ <i>Cherry Chen / Clerk</i>		_____
Approved By:		Date:	May. 03, 2012
	_____ <i>Jim Chang / Supervisor</i>		_____

Version

Version No.	Date	Description
00	May. 03, 2012	Initial creation of document

Unless otherwise stated the results shown in this test report refer only to the sample(s) tested and such sample(s) are retained for 90 days only.

除非另有說明，此報告結果僅對測試之樣品負責，同時此樣品僅保留90天。本報告未經本公司書面許可，不可部份複製。

This document is issued by the Company subject to its General Conditions of Service printed overleaf, available on request or accessible at www.sgs.com/terms_and_conditions.htm and for electronic format documents, subject to Terms and Conditions for Electronic Documents at www.sgs.com/terms_e-document.htm. Attention is drawn to the limitation of liability, indemnification and jurisdiction issues defined therein. Any holder of this document is advised that information contained hereon reflects the Company's findings at the time of its intervention only and within the limits of Client's instructions, if any. The Company's sole responsibility is to its Client and this document does not exonerate parties to a transaction from exercising all their rights and obligations under the transaction documents. This document cannot be reproduced except in full, without prior written approval of the Company. Any unauthorized alteration, forgery or falsification of the content or appearance of this document is unlawful and offenders may be prosecuted to the fullest extent of the law.

SGS Taiwan Ltd. No.134, Wu Kung Road, Wuku Industrial Zone, Taipei County, Taiwan /台北縣五股工業區五工路134號

台灣檢驗科技股份有限公司 t (886-2) 2299-3279

f (886-2) 2298-0488

www.tw.sgs.com

Member of SGS Group

Table of Contents

1.	GENERAL INFORMATION	5
1.1.	PRODUCT DESCRIPTION	5
1.2.	RELATED SUBMITTAL(S) / GRANT (S).....	6
1.3.	TEST METHODOLOGY	6
1.4.	TEST FACILITY	6
1.5.	SPECIAL ACCESSORIES	6
1.6.	EQUIPMENT MODIFICATIONS.....	6
2.	SYSTEM TEST CONFIGURATION	7
2.1.	EUT CONFIGURATION	7
2.2.	EUT EXERCISE.....	7
2.3.	TEST PROCEDURE	7
2.4.	LIMITATION.....	8
2.5.	CONFIGURATION OF TESTED SYSTEM	10
3.	SUMMARY OF TEST RESULTS.....	11
4.	DESCRIPTION OF TEST MODES.....	11
5.	CONDUCTED EMISSIONS TEST.....	13
5.1.	MEASUREMENT PROCEDURE:	13
5.2.	TEST SET-UP (BLOCK DIAGRAM OF CONFIGURATION).....	13
5.3.	MEASUREMENT EQUIPMENT USED:.....	15
5.4.	MEASUREMENT RESULT:	15
6.	RADIATED EMISSION TEST	16
6.1.	MEASUREMENT PROCEDURE	16
6.2.	TEST SET-UP (BLOCK DIAGRAM OF CONFIGURATION).....	16
6.3.	MEASUREMENT EQUIPMENT USED:.....	18
6.4.	FIELD STRENGTH CALCULATION.....	19
6.5.	MEASUREMENT RESULT:	20

Unless otherwise stated the results shown in this test report refer only to the sample(s) tested and such sample(s) are retained for 90 days only.

除非另有說明，此報告結果僅對測試之樣品負責，同時此樣品僅保留90天。本報告未經本公司書面許可，不可部份複製。

This document is issued by the Company subject to its General Conditions of Service printed overleaf, available on request or accessible at www.sgs.com/terms_and_conditions.htm and, for electronic format documents, subject to Terms and Conditions for Electronic Documents at www.sgs.com/terms_e-document.htm. Attention is drawn to the limitation of liability, indemnification and jurisdiction issues defined therein. Any holder of this document is advised that information contained hereon reflects the Company's findings at the time of its intervention only and within the limits of Client's instructions, if any. The Company's sole responsibility is to its Client and this document does not exonerate parties to a transaction from exercising all their rights and obligations under the transaction documents. This document cannot be reproduced except in full, without prior written approval of the Company. Any unauthorized alteration, forgery or falsification of the content or appearance of this document is unlawful and offenders may be prosecuted to the fullest extent of the law.

SGS Taiwan Ltd. No.134, Wu Kung Road, Wuku Industrial Zone, Taipei County, Taiwan /台北縣五股工業區五工路134號

台灣檢驗科技股份有限公司 t (886-2) 2299-3279

f (886-2) 2298-0488

www.tw.sgs.com

Member of SGS Group

1. GENERAL INFORMATION

1.1. Product Description

General:

Product Name:	3G Data Module
Brand Name:	FIH Foxconn
Model No.:	Momo-A
Model Difference:	N/A
Antenna Type:	Dipole Antenna

GPRS and WCDMA:

Cellular Phone Standards Frequency Range and Power:	Operating Frequency		Rated Power
	GPRS 850, Class 10	824 MHz– 849MHz	31 dBm
	EDGE 850, Class 10	824 MHz– 849MHz	27 dBm
	GPRS 1900, Class 10	1850MHz – 1910MHz	30 dBm
	EDGE 1900, Class 10	1850MHz – 1910MHz	26 dBm
	WCDMA/HSUPA/HSDPA Band V	826.4 MHz - 846.6 MHz	24 dBm
Hardware Version:	DVT		
Software Version:	1610.00.01.00.000		

The test report compliance for GPRS 850/1900,WCDMA B5

*Note: This given application contains two suppliers of PCB boards.

Unless otherwise stated the results shown in this test report refer only to the sample(s) tested and such sample(s) are retained for 90 days only.

除非另有說明，此報告結果僅對測試之樣品負責，同時此樣品僅保留90天。本報告未經本公司書面許可，不可部份複製。

This document is issued by the Company subject to its General Conditions of Service printed overleaf, available on request or accessible at www.sgs.com/terms_and_conditions.htm and, for electronic format documents, subject to Terms and Conditions for Electronic Documents at www.sgs.com/terms_e-document.htm. Attention is drawn to the limitation of liability, indemnification and jurisdiction issues defined therein. Any holder of this document is advised that information contained hereon reflects the Company's findings at the time of its intervention only and within the limits of Client's instructions, if any. The Company's sole responsibility is to its Client and this document does not exonerate parties to a transaction from exercising all their rights and obligations under the transaction documents. This document cannot be reproduced except in full, without prior written approval of the Company. Any unauthorized alteration, forgery or falsification of the content or appearance of this document is unlawful and offenders may be prosecuted to the fullest extent of the law.

SGS Taiwan Ltd. No.134, Wu Kung Road, Wuku Industrial Zone, Taipei County, Taiwan /台北縣五股工業區五工路134號

台灣檢驗科技股份有限公司 t (886-2) 2299-3279

f (886-2) 2298-0488

www.tw.sgs.com

Member of SGS Group

1.2. Related Submittal(s) / Grant (s)

This submittal(s) (test report) is intended for **FCC ID: BCZ-ZVAA** filing to comply with Part15 Subpart B, class B of the FCC CFR 47 Rules.

1.3. Test Methodology

Both conducted and radiated testing was performed according to the procedures in ANSI C63.4: 2003. Radiated testing was performed at an antenna to EUT distance 3 meters.

1.4. Test Facility

The measurement facilities used to collect the 3m Radiated Emission and AC power line conducted data are located on the address of SGS Taiwan Ltd. Electronics & Communication Laboratory No. 134, Wu Kung Rd., Wuku Industrial Zone, Taipei Country, Taiwan which are constructed and calibrated to meet the FCC requirements in documents ANSI C63.4: 2003. FCC Registration Number are: 990257 and 236194, Canada Registration Number: 4620A-4

The 10 m Open Area Test Sites located on the address of SGS Taiwan Ltd. Electronics & Communication Laboratory No. 29, Pau-Tou-Tsuo Valley Chia-Pau Tsuen, Linkou Hsiang, Taipei county, which is constructed and calibrated to meet the CISPR 22/EN 55022 requirements. SGS Site No. 1(3 &10 meters) and FCC Registration Number: 94644

1.5. Special Accessories

Not available for this EUT intended for grant.

1.6. Equipment Modifications

Not available for this EUT intended for grant.

Unless otherwise stated the results shown in this test report refer only to the sample(s) tested and such sample(s) are retained for 90 days only.

除非另有說明，此報告結果僅對測試之樣品負責，同時此樣品僅保留90天。本報告未經本公司書面許可，不可部份複製。

This document is issued by the Company subject to its General Conditions of Service printed overleaf, available on request or accessible at www.sgs.com/terms_and_conditions.htm and for electronic format documents, subject to Terms and Conditions for Electronic Documents at www.sgs.com/terms_e-document.htm. Attention is drawn to the limitation of liability, indemnification and jurisdiction issues defined therein. Any holder of this document is advised that information contained hereon reflects the Company's findings at the time of its intervention only and within the limits of Client's instructions, if any. The Company's sole responsibility is to its Client and this document does not exonerate parties to a transaction from exercising all their rights and obligations under the transaction documents. This document cannot be reproduced except in full, without prior written approval of the Company. Any unauthorized alteration, forgery or falsification of the content or appearance of this document is unlawful and offenders may be prosecuted to the fullest extent of the law.

SGS Taiwan Ltd. No.134, Wu Kung Road, Wuku Industrial Zone, Taipei County, Taiwan /台北縣五股工業區五工路134號

台灣檢驗科技股份有限公司 t (886-2) 2299-3279

f (886-2) 2298-0488

www.tw.sgs.com

Member of SGS Group

2. System Test Configuration

2.1. EUT Configuration

The EUT configuration for testing is installed on RF field strength measurement to meet the Commissions requirement and operating in a manner which intends to maximize its emission characteristics in a continuous normal application.

2.2. EUT Exercise

The EUT was operated in the normal continuous transmitting and all function.

2.3. Test Procedure

2.3.1 Conducted Emissions

The EUT is a placed on as turn table which is 0.8 m above ground plane. According to the requirements in Section 7 of ANSI C63.4: 2003. Conducted emissions from the EUT measured in the frequency range between 0.15 MHz and 30MHz using CISPR Quasi-Peak and average detector mode.

2.3.2 Radiated Emissions

The EUT is a placed on as turn table which is 0.8 m above ground plane. The turn table shall rotate 360 degrees to determine the position of maximum emission level. EUT is set 3m away from the receiving antenna which varied from 1m to 4m to find out the highest emission. And also, each emission was to be maximized by changing the polarization of receiving antenna both horizontal and vertical. In order to find out the max. emission, the relative positions of this hand-held transmitter (EUT) was rotated through three orthogonal axes and measurement procedures for electric field radiated emissions above 1 GHz the EUT measurement is to be made “while keeping the antenna in the ‘cone of radiation’ from that area and pointed at the area both in azimuth and elevation, with polarization oriented for maximum response.” is still within the 3dB illumination BW of the measurement antenna. according to the requirements in Section 8 of ANSI C63.4: 2003.

Unless otherwise stated the results shown in this test report refer only to the sample(s) tested and such sample(s) are retained for 90 days only.

除非另有說明，此報告結果僅對測試之樣品負責，同時此樣品僅保留90天。本報告未經本公司書面許可，不可部份複製。

This document is issued by the Company subject to its General Conditions of Service printed overleaf, available on request or accessible at www.sgs.com/terms_and_conditions.htm and, for electronic format documents, subject to Terms and Conditions for Electronic Documents at www.sgs.com/terms_e-document.htm. Attention is drawn to the limitation of liability, indemnification and jurisdiction issues defined therein. Any holder of this document is advised that information contained hereon reflects the Company's findings at the time of its intervention only and within the limits of Client's instructions, if any. The Company's sole responsibility is to its Client and this document does not exonerate parties to a transaction from exercising all their rights and obligations under the transaction documents. This document cannot be reproduced except in full, without prior written approval of the Company. Any unauthorized alteration, forgery or falsification of the content or appearance of this document is unlawful and offenders may be prosecuted to the fullest extent of the law.

SGS Taiwan Ltd. No.134, Wu Kung Road, Wuku Industrial Zone, Taipei County, Taiwan /台北縣五股工業區五工路134號

台灣檢驗科技股份有限公司 t (886-2) 2299-3279

f (886-2) 2298-0488

www.tw.sgs.com

Member of SGS Group

2.4. Limitation

(1) Conducted Emission

According to section 15.107(a) Conducted Emission Limits is as following.

Frequency range MHz	Class B Limits dB (uV)	
	Quasi-peak	Average
0.15 to 0.50	66 to 56	56 to 46
0.50 to 5	56	46
5 to 30	60	50

Note

- 1.The lower limit shall apply at the transition frequencies
- 2.The limit decreases linearly with the logarithm of the frequency in the range 0.15 MHz to 0.50 MHz.

(2) Radiated Emission

According to section 15.109(a) Radiated Emission Class B Limits is as following:

Frequency (MHz)	Field strength $\mu\text{V}/\text{m}$	Distance (m)	Field strength at 3m $\text{dB}\mu\text{V}/\text{m}$
30-88	100	3	40
88-216	150	3	43.5
216-960	200	3	46
Above 960	500	3	54

Standard	Date	Description
CISPR 22	2006	Limits and methods of measurement of radio interference characteristics of information technology equipment.

Unless otherwise stated the results shown in this test report refer only to the sample(s) tested and such sample(s) are retained for 90 days only.

除非另有說明，此報告結果僅對測試之樣品負責，同時此樣品僅保留90天。本報告未經本公司書面許可，不可部份複製。

This document is issued by the Company subject to its General Conditions of Service printed overleaf, available on request or accessible at www.sgs.com/terms_and_conditions.htm and for electronic format documents, subject to Terms and Conditions for Electronic Documents at www.sgs.com/terms_e-document.htm. Attention is drawn to the limitation of liability, indemnification and jurisdiction issues defined therein. Any holder of this document is advised that information contained hereon reflects the Company's findings at the time of its intervention only and within the limits of Client's instructions, if any. The Company's sole responsibility is to its Client and this document does not exonerate parties to a transaction from exercising all their rights and obligations under the transaction documents. This document cannot be reproduced except in full, without prior written approval of the Company. Any unauthorized alteration, forgery or falsification of the content or appearance of this document is unlawful and offenders may be prosecuted to the fullest extent of the law.

SGS Taiwan Ltd. No.134, Wu Kung Road, Wuku Industrial Zone, Taipei County, Taiwan / 台北縣五股工業區五工路134號

台灣檢驗科技股份有限公司 t (886-2) 2299-3279

f (886-2) 2298-0488

www.tw.sgs.com

Member of SGS Group

CISPR 22 Limit:

Frequency range MHz	Limits dBuV/m (10m)
	Quasi-peak
30 to 230	30
230 to 1000	37

- Remark: 1. Emission level in dBuV/m=20 log (uV/m)
 2. Measurement was performed at an antenna to the closed point of EUT distance of 3 meters.

Unless otherwise stated the results shown in this test report refer only to the sample(s) tested and such sample(s) are retained for 90 days only.

除非另有說明，此報告結果僅對測試之樣品負責，同時此樣品僅保留90天。本報告未經本公司書面許可，不可部份複製。

This document is issued by the Company subject to its General Conditions of Service printed overleaf, available on request or accessible at www.sgs.com/terms_and_conditions.htm and for electronic format documents, subject to Terms and Conditions for Electronic Documents at www.sgs.com/terms_e-document.htm. Attention is drawn to the limitation of liability, indemnification and jurisdiction issues defined therein. Any holder of this document is advised that information contained hereon reflects the Company's findings at the time of its intervention only and within the limits of Client's instructions, if any. The Company's sole responsibility is to its Client and this document does not exonerate parties to a transaction from exercising all their rights and obligations under the transaction documents. This document cannot be reproduced except in full, without prior written approval of the Company. Any unauthorized alteration, forgery or falsification of the content or appearance of this document is unlawful and offenders may be prosecuted to the fullest extent of the law.

SGS Taiwan Ltd. No.134, Wu Kung Road, Wuku Industrial Zone, Taipei County, Taiwan /台北縣五股工業區五工路134號

台灣檢驗科技股份有限公司 t (886-2) 2299-3279

f (886-2) 2298-0488

www.tw.sgs.com

Member of SGS Group

2.5. Configuration of Tested System

Fig. 2-1 Configuration of Tested System (Radiation)

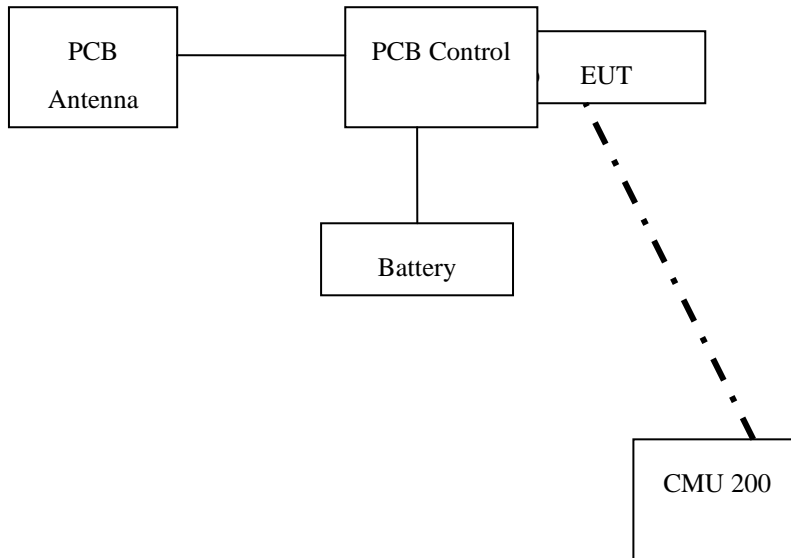


Table 2-1 Equipment Used in Tested System

Item	Equipment	Mfr/Brand	Model/Type No.	Series No.	Data Cable	Power Cord
1.	Radio Communication Analyzer	R&S	CMU200	111787	shielded	Un-shielded
2.	Battery	N/A	BA700	N/A	Un-shielded	Un-shielded
3.	PCB Control	N/A	AF005AN001	N/A	Un-shielded	Un-shielded
4.	PCB Antenna	N/A	AF005@@@04	N/A	Un-shielded	Un-shielded

Unless otherwise stated the results shown in this test report refer only to the sample(s) tested and such sample(s) are retained for 90 days only.

除非另有說明，此報告結果僅對測試之樣品負責，同時此樣品僅保留90天。本報告未經本公司書面許可，不可部份複製。

This document is issued by the Company subject to its General Conditions of Service printed overleaf, available on request or accessible at www.sgs.com/terms_and_conditions.htm and, for electronic format documents, subject to Terms and Conditions for Electronic Documents at www.sgs.com/terms_e-document.htm. Attention is drawn to the limitation of liability, indemnification and jurisdiction issues defined therein. Any holder of this document is advised that information contained hereon reflects the Company's findings at the time of its intervention only and within the limits of Client's instructions, if any. The Company's sole responsibility is to its Client and this document does not exonerate parties to a transaction from exercising all their rights and obligations under the transaction documents. This document cannot be reproduced except in full, without prior written approval of the Company. Any unauthorized alteration, forgery or falsification of the content or appearance of this document is unlawful and offenders may be prosecuted to the fullest extent of the law.

SGS Taiwan Ltd. No.134, Wu Kung Road, Wuku Industrial Zone, Taipei County, Taiwan / 台北縣五股工業區五工路134號

台灣檢驗科技股份有限公司 t (886-2) 2299-3279

f (886-2) 2298-0488

www.tw.sgs.com

Member of SGS Group

3. Summary of Test Results

FCC Rules	Description Of Test	Result
§15.107	Conducted Emission Class B	N/A
§15.109	Radiated Emission Class B	Compliant

4. Description of test modes

The EUT was stayed in normal operation mode with all its ancillary functions being operated.(GPRS link with simulator).

Test Mode:

Momo		Config 1
	Applicable standard (FCC)	part 15B
	Accessories	UE + Battery + Adaptor
		Full function
		GPRS
EN No.	Description	
8.2	radiated emission (30-1GHz & 1-10GHz)	GPRS 850/1900 & WCDMA 5 link
8.3	conducted emission (DC Power)	NA
8.4	conducted emission (AC Power)	NA

Unless otherwise stated the results shown in this test report refer only to the sample(s) tested and such sample(s) are retained for 90 days only.

除非另有說明，此報告結果僅對測試之樣品負責，同時此樣品僅保留90天。本報告未經本公司書面許可，不可部份複製。

This document is issued by the Company subject to its General Conditions of Service printed overleaf, available on request or accessible at www.sgs.com/terms_and_conditions.htm and for electronic format documents, subject to Terms and Conditions for Electronic Documents at www.sgs.com/terms_e-document.htm. Attention is drawn to the limitation of liability, indemnification and jurisdiction issues defined therein. Any holder of this document is advised that information contained hereon reflects the Company's findings at the time of its intervention only and within the limits of Client's instructions, if any. The Company's sole responsibility is to its Client and this document does not exonerate parties to a transaction from exercising all their rights and obligations under the transaction documents. This document cannot be reproduced except in full, without prior written approval of the Company. Any unauthorized alteration, forgery or falsification of the content or appearance of this document is unlawful and offenders may be prosecuted to the fullest extent of the law.

SGS Taiwan Ltd. No.134, Wu Kung Road, Wuku Industrial Zone, Taipei County, Taiwan /台北縣五股工業區五工路134號

台灣檢驗科技股份有限公司 t (886-2) 2299-3279

f (886-2) 2298-0488

www.tw.sgs.com

Member of SGS Group

Momo(2nd)		Config 2
	Applicable standard (FCC)	part 15B
	Accessories	UE + Battery + Adaptor
		Full function
		GPRS
EN No.	Description	
8.2	radiated emission (1-10GHz)	GPRS 850 link
8.3	conducted emission (DC Power)	NA
8.4	conducted emission (AC Power)	NA

Unless otherwise stated the results shown in this test report refer only to the sample(s) tested and such sample(s) are retained for 90 days only.

除非另有說明，此報告結果僅對測試之樣品負責，同時此樣品僅保留90天。本報告未經本公司書面許可，不可部份複製。

This document is issued by the Company subject to its General Conditions of Service printed overleaf, available on request or accessible at www.sgs.com/terms_and_conditions.htm and for electronic format documents, subject to Terms and Conditions for Electronic Documents at www.sgs.com/terms_e-document.htm. Attention is drawn to the limitation of liability, indemnification and jurisdiction issues defined therein. Any holder of this document is advised that information contained hereon reflects the Company's findings at the time of its intervention only and within the limits of Client's instructions, if any. The Company's sole responsibility is to its Client and this document does not exonerate parties to a transaction from exercising all their rights and obligations under the transaction documents. This document cannot be reproduced except in full, without prior written approval of the Company. Any unauthorized alteration, forgery or falsification of the content or appearance of this document is unlawful and offenders may be prosecuted to the fullest extent of the law.

SGS Taiwan Ltd. No.134, Wu Kung Road, Wuku Industrial Zone, Taipei County, Taiwan /台北縣五股工業區五工路134號

台灣檢驗科技股份有限公司 t (886-2) 2299-3279

f (886-2) 2298-0488

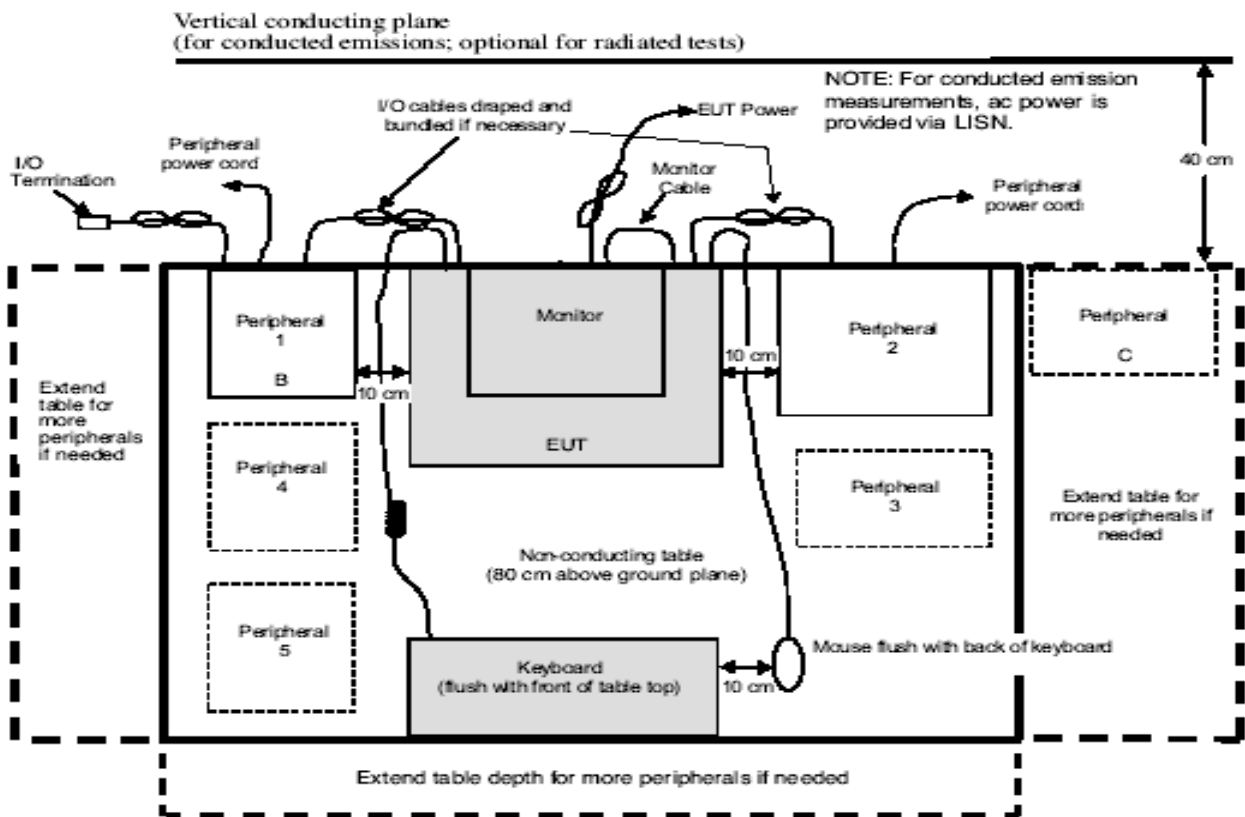
www.tw.sgs.com

Member of SGS Group

LEGEND:

- 1) Interconnecting cables that hang closer than 40 cm to the groundplane shall be folded back and forth in the center, forming a bundle 30 to 40 cm long (see 6.1.4 and 11.2.4).
- 2) I/O cables that are not connected to a peripheral shall be bundled in the center. The end of the cable may be terminated if required using the correct terminating impedance. The total length shall not exceed 1 m (see 6.1.4).
- 3) If LISNs are kept in the test setup for radiated emissions, it is preferred that they be installed under the groundplane with the receptacle flush with the groundplane (see 6.1.4).
- 4) Cables of hand-operated devices, such as keyboards, mice, etc., shall be placed as for normal use (see 6.2.1.3 and 11.2.4).
- 5) Non-EUT components of EUT system being tested (see also Figure 13).
- 6) Rear of EUT, including peripherals, shall all be aligned and flush with rear of tabletop (see 6.2.1.1 and 6.2.1.2).
- 7) No vertical conducting plane used (see 5.2.2).

Figure 11a—Test arrangement for radiated emissions tabletop equipment



Unless otherwise stated the results shown in this test report refer only to the sample(s) tested and such sample(s) are retained for 90 days only.
 除非另有說明，此報告結果僅對測試之樣品負責，同時此樣品僅保留90天。本報告未經本公司書面許可，不可部份複製。
 This document is issued by the Company subject to its General Conditions of Service printed overleaf, available on request or accessible at www.sgs.com/terms_and_conditions.htm and for electronic format documents, subject to Terms and Conditions for Electronic Documents at www.sgs.com/terms_e-document.htm. Attention is drawn to the limitation of liability, indemnification and jurisdiction issues defined therein. Any holder of this document is advised that information contained hereon reflects the Company's findings at the time of its intervention only and within the limits of Client's instructions, if any. The Company's sole responsibility is to its Client and this document does not exonerate parties to a transaction from exercising all their rights and obligations under the transaction documents. This document cannot be reproduced except in full, without prior written approval of the Company. Any unauthorized alteration, forgery or falsification of the content or appearance of this document is unlawful and offenders may be prosecuted to the fullest extent of the law.

5.3. Measurement Equipment Used:

Description	Manufacturer	Model No.	Serial No.	Last Calibration Date	Next Calibration Date
EMI Test Receiver	ROHDE&SCH WARZ	ESCS 30	828985/004	Sep. 23, 2011	Sep. 22, 2012
Coaxial Cables	N/A	WK CE Cable	N/A	Jan. 04, 2012	Jan. 03, 2013
L.I.S.N	Rolf-Heine	NNB-2/16Z	99012	Mar. 23, 2012	Mar. 22, 2013
L.I.S.N	FCC	FCC-LISN-50/250-2 5-2-01	04034	Mar. 23, 2012	Mar. 22, 2013
Software	Farad	EZ-EMC-VER2A1.1 (USB)	N/A	N/A	N/A

5.4. Measurement Result:

N/A

Unless otherwise stated the results shown in this test report refer only to the sample(s) tested and such sample(s) are retained for 90 days only.

除非另有說明，此報告結果僅對測試之樣品負責，同時此樣品僅保留90天。本報告未經本公司書面許可，不可部份複製。

This document is issued by the Company subject to its General Conditions of Service printed overleaf, available on request or accessible at www.sgs.com/terms_and_conditions.htm and for electronic format documents, subject to Terms and Conditions for Electronic Documents at www.sgs.com/terms_e-document.htm. Attention is drawn to the limitation of liability, indemnification and jurisdiction issues defined therein. Any holder of this document is advised that information contained hereon reflects the Company's findings at the time of its intervention only and within the limits of Client's instructions, if any. The Company's sole responsibility is to its Client and this document does not exonerate parties to a transaction from exercising all their rights and obligations under the transaction documents. This document cannot be reproduced except in full, without prior written approval of the Company. Any unauthorized alteration, forgery or falsification of the content or appearance of this document is unlawful and offenders may be prosecuted to the fullest extent of the law.

SGS Taiwan Ltd. No.134, Wu Kung Road, Wuku Industrial Zone, Taipei County, Taiwan / 台北縣五股工業區五工路134號

台灣檢驗科技股份有限公司 t (886-2) 2299-3279

f (886-2) 2298-0488

www.tw.sgs.com

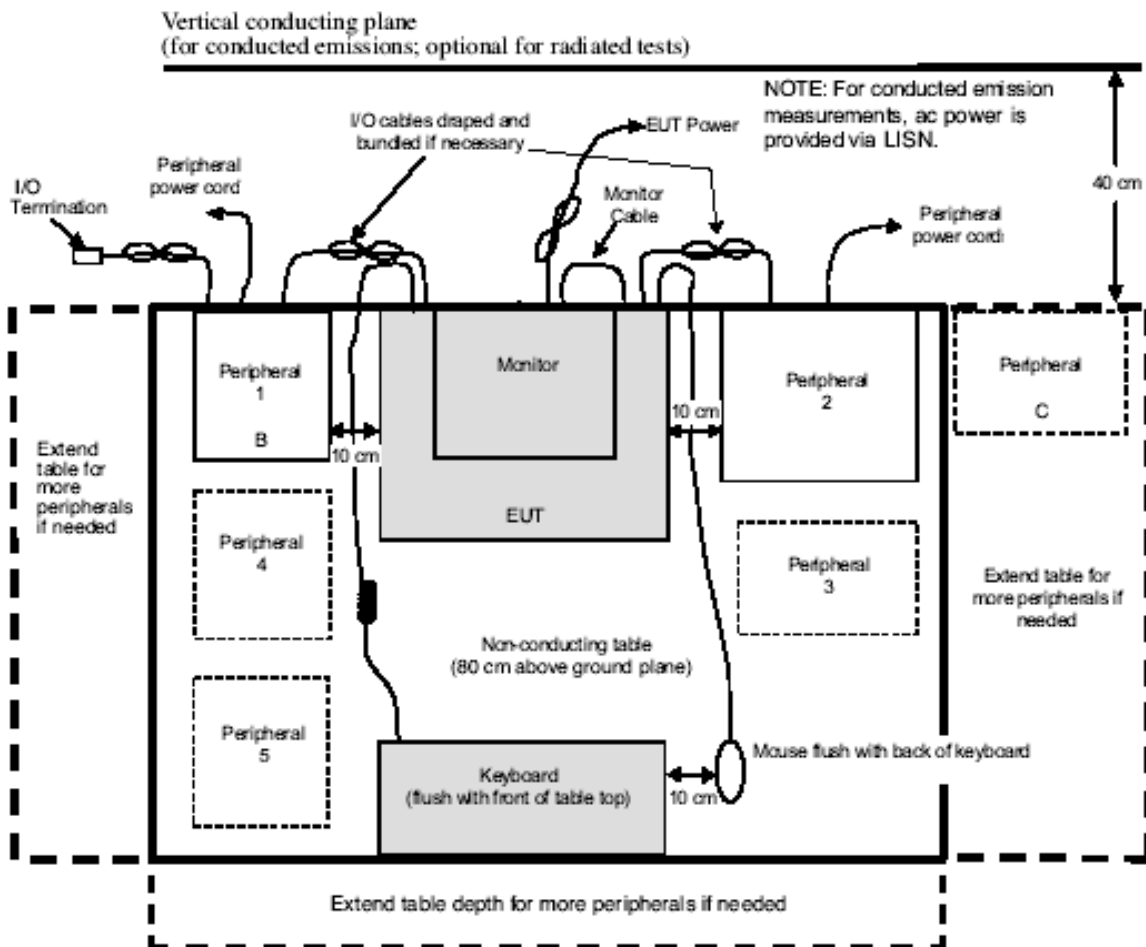
Member of SGS Group

6. Radiated Emission Test

6.1. Measurement Procedure

1. The EUT was placed on a turn table which is 0.8m above ground plane.
2. Maximum procedure was performed on the six highest emissions to ensure EUT compliance.
3. And also, each emission was to be maximized by changing the polarization of receiving antenna both horizontal and vertical.
4. Repeat above procedures until all frequency measured were complete.

6.2. Test SET-UP (Block Diagram of Configuration)



Unless otherwise stated the results shown in this test report refer only to the sample(s) tested and such sample(s) are retained for 90 days only.

除非另有說明，此報告結果僅對測試之樣品負責，同時此樣品僅保留90天。本報告未經本公司書面許可，不可部份複製。

This document is issued by the Company subject to its General Conditions of Service printed overleaf, available on request or accessible at www.sgs.com/terms_and_conditions.htm and, for electronic format documents, subject to Terms and Conditions for Electronic Documents at www.sgs.com/terms_e-document.htm. Attention is drawn to the limitation of liability, indemnification and jurisdiction issues defined therein. Any holder of this document is advised that information contained hereon reflects the Company's findings at the time of its intervention only and within the limits of Client's instructions, if any. The Company's sole responsibility is to its Client and this document does not exonerate parties to a transaction from exercising all their rights and obligations under the transaction documents. This document cannot be reproduced except in full, without prior written approval of the Company. Any unauthorized alteration, forgery or falsification of the content or appearance of this document is unlawful and offenders may be prosecuted to the fullest extent of the law.

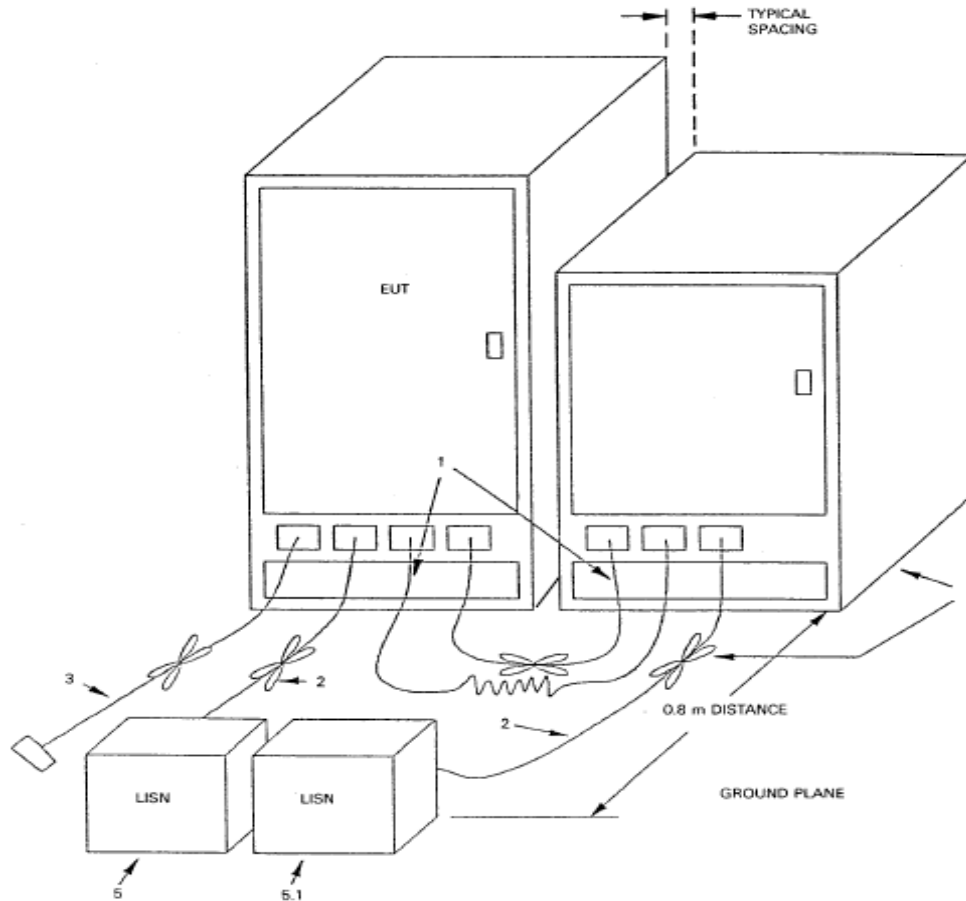
SGS Taiwan Ltd. No.134, Wu Kung Road, Wuku Industrial Zone, Taipei County, Taiwan / 台北縣五股工業區五工路134號

台灣檢驗科技股份有限公司 t (886-2) 2299-3279

f (886-2) 2298-0488

www.tw.sgs.com

Member of SGS Group



LEGEND:

- 1) Excess I/O cables shall be bundled in the center. If bundling is not possible, the cables shall be arranged in serpentine fashion. Bundling shall not exceed 40 cm in length (see 6.1.4 and 11.2.4).
- 2) Excess power cords shall be bundled in the center or shortened to appropriate length (see 7.2.1).
- 3) I/O cables that are not connected to a peripheral shall be bundled in the center. The end of the cable may be terminated, if required, using the correct terminating impedance. If bundling is not possible, the cable shall be arranged in serpentine fashion (see 6.1.4).
- 4) EUT and all cables shall be insulated, if required, from the groundplane by up to 12 mm of insulating material (see 6.1.4 and 6.2.2).
- 5) EUT connected to one LISN. LISN can be placed on top of, or immediately beneath, the groundplane. 5.1) All other equipment powered from a second LISN or additional LISN(s) (see 5.2.3 and 7.2.1). 5.2) Multiple outlet strip can be used for multiple power cords of non-EUT equipment.

Figure 10b—Test arrangement for conducted emissions floor-standing equipment

Unless otherwise stated the results shown in this test report refer only to the sample(s) tested and such sample(s) are retained for 90 days only.

除非另有說明，此報告結果僅對測試之樣品負責，同時此樣品僅保留90天。本報告未經本公司書面許可，不可部份複製。

This document is issued by the Company subject to its General Conditions of Service printed overleaf, available on request or accessible at www.sgs.com/terms_and_conditions.htm and for electronic format documents, subject to Terms and Conditions for Electronic Documents at www.sgs.com/terms_e-document.htm. Attention is drawn to the limitation of liability, indemnification and jurisdiction issues defined therein. Any holder of this document is advised that information contained hereon reflects the Company's findings at the time of its intervention only and within the limits of Client's instructions, if any. The Company's sole responsibility is to its Client and this document does not exonerate parties to a transaction from exercising all their rights and obligations under the transaction documents. This document cannot be reproduced except in full, without prior written approval of the Company. Any unauthorized alteration, forgery or falsification of the content or appearance of this document is unlawful and offenders may be prosecuted to the fullest extent of the law.

SGS Taiwan Ltd. No.134, Wu Kung Road, Wuku Industrial Zone, Taipei County, Taiwan / 台北縣五股工業區五工路134號

台灣檢驗科技股份有限公司 t (886-2) 2299-3279

f (886-2) 2298-0488

www.tw.sgs.com

Member of SGS Group

6.3. Measurement Equipment Used:

Below 1G used:

Description	Manufacturer	Model No.	Serial No.	Last Calibration Date	Next Calibration Date
Site NSA	TDK	966 Chamber	N/A	Nov. 06, 2011	Nov. 05, 2012
EMI Test Receiver	ROHDE&SCHWARZ	ESCI 7	1166.5950K07-10760-GK	May. 20, 2011	May 19, 2012
Spectrum Analyzer	Agilent	E4440A	MY45304525	Mar. 17, 2012	Mar. 16, 2014
Broadband Antenna	SCHWAZBECK	VULB9160	9160-3136	Dec. 28, 2011	Dec. 27, 2012
RF-Amplifier	HP	8447D	2944A09469	Nov. 26, 2011	Nov. 25, 2012
Antenna Master	HD GmbH	MA240-N	240/657	N/A	N/A
Turn Table	HD GmbH	DS420	420/542	N/A	N/A
Controller	HD GmbH	HD 100	100/803	N/A	N/A
CCD Video Camera System	N/A	VCS-04	N/A	N/A	N/A
Color Monitor	Lenovo	16dcpw5-1	N/A	N/A	N/A
Software	Farad	EZ-EMC-VE R2A1.1(USB)	N/A	N/A	N/A

Above 1G used:

Description	Manufacturer	Model No.	Serial No.	Last Calibration Date	Next Calibration Date
Site NSA	Chamost	966II Chamber	N/A	Dec. 30, 2011	Dec. 29, 2012
Site VSWR	Chamost	966II Chamber	N/A	Dec. 30, 2011	Dec. 29, 2012
EMI Test Receiver	ROHDE&SCHWARZ	ESCI 7	1166.5950K07-10760-GK	May. 20, 2011	May. 19, 2012
Spectrum Analyzer	Agilent	E4440A	MY45304525	Mar. 17, 2012	Mar. 16, 2014
RF-Amplifier (0.1-1300MHz)	HP	8447D	1937A02774	Nov. 26, 2011	Nov. 25, 2012
RF-Amplifier (1-26.5GHz)	HP	8449B	3008A00578	Dec. 27, 2011	Dec. 26, 2012
RF-Amplifier (26-40GHz)	EM Electronics Corp.	EM26400	N/A	Dec. 28, 2011	Dec. 27, 2012
Coaxial Cables (For 9kHz~26.5GHz)	SUCOFLEX	104PEA	N/A	Dec. 28, 2011	Dec. 27, 2012

Unless otherwise stated the results shown in this test report refer only to the sample(s) tested and such sample(s) are retained for 90 days only.

除非另有說明，此報告結果僅對測試之樣品負責，同時此樣品僅保留90天。本報告未經本公司書面許可，不可部份複製。

This document is issued by the Company subject to its General Conditions of Service printed overleaf, available on request or accessible at www.sgs.com/terms_and_conditions.htm and for electronic format documents, subject to Terms and Conditions for Electronic Documents at www.sgs.com/terms_e-document.htm. Attention is drawn to the limitation of liability, indemnification and jurisdiction issues defined therein. Any holder of this document is advised that information contained hereon reflects the Company's findings at the time of its intervention only and within the limits of Client's instructions, if any. The Company's sole responsibility is to its Client and this document does not exonerate parties to a transaction from exercising all their rights and obligations under the transaction documents. This document cannot be reproduced except in full, without prior written approval of the Company. Any unauthorized alteration, forgery or falsification of the content or appearance of this document is unlawful and offenders may be prosecuted to the fullest extent of the law.

SGS Taiwan Ltd. No.134, Wu Kung Road, Wuku Industrial Zone, Taipei County, Taiwan / 台北縣五股工業區五工路134號

台灣檢驗科技股份有限公司 t (886-2) 2299-3279

f (886-2) 2298-0488

www.tw.sgs.com

Member of SGS Group

Re Cables (966II) (For 1~40GHz)	HUBER SUHNER	SUCCOFLEX 102	22962/2	Dec. 28, 2011	Dec. 27, 2012
Re Cables (966II) (For 1~40GHz)	HUBER SUHNER	SUCCOFLEX 102	23051/2	Dec. 28, 2011	Dec. 27, 2012
Antenna Master	MF.	N/A	N/A	N/A	N/A
Turn Table	MF.	N/A	N/A	N/A	N/A
Controller	MF.	3000	MF780208153	N/A	N/A
Antenna	SCHWAZBEC K	VULB9160	3068	Nov. 01, 2011	Oct. 31, 2012
Horn Antenna (For 1~18G)	ETS-Lindgren	3117	00135200	Oct. 06, 2011	Oct. 05, 2012
Horn Antenna (For 18~40G)	SCHWAZBEC K	BBHA 9170	BBHA9170185	Jul. 11, 2011	Jul. 10, 2013
Software	Farad	EZ-EMC-VE R2A1.1(USB)	N/A	N/A	N/A

6.4. Field Strength Calculation

The field strength is calculated by adding the Antenna Factor and Cable Factor and subtracting the Amplifier Gain and Duty Cycle Correction Factor (if any) from the measured reading. The basic equation with a sample calculation is as follows:

$$FS = RA + AF + CL - AG$$

Where	FS = Field Strength	CL = Cable Attenuation Factor (Cable Loss)
	RA = Reading Amplitude	AG = Amplifier Gain
	AF = Antenna Factor	

Unless otherwise stated the results shown in this test report refer only to the sample(s) tested and such sample(s) are retained for 90 days only.

除非另有說明，此報告結果僅對測試之樣品負責，同時此樣品僅保留90天。本報告未經本公司書面許可，不可部份複製。

This document is issued by the Company subject to its General Conditions of Service printed overleaf, available on request or accessible at www.sgs.com/terms_and_conditions.htm and for electronic format documents, subject to Terms and Conditions for Electronic Documents at www.sgs.com/terms_e-document.htm. Attention is drawn to the limitation of liability, indemnification and jurisdiction issues defined therein. Any holder of this document is advised that information contained hereon reflects the Company's findings at the time of its intervention only and within the limits of Client's instructions, if any. The Company's sole responsibility is to its Client and this document does not exonerate parties to a transaction from exercising all their rights and obligations under the transaction documents. This document cannot be reproduced except in full, without prior written approval of the Company. Any unauthorized alteration, forgery or falsification of the content or appearance of this document is unlawful and offenders may be prosecuted to the fullest extent of the law.

SGS Taiwan Ltd. No.134, Wu Kung Road, Wuku Industrial Zone, Taipei County, Taiwan / 台北縣五股工業區五工路134號

台灣檢驗科技股份有限公司 t (886-2) 2299-3279

f (886-2) 2298-0488

www.tw.sgs.com

Member of SGS Group

6.5. Measurement Result:

GPRS 850 mode

Test Mode: Config 1

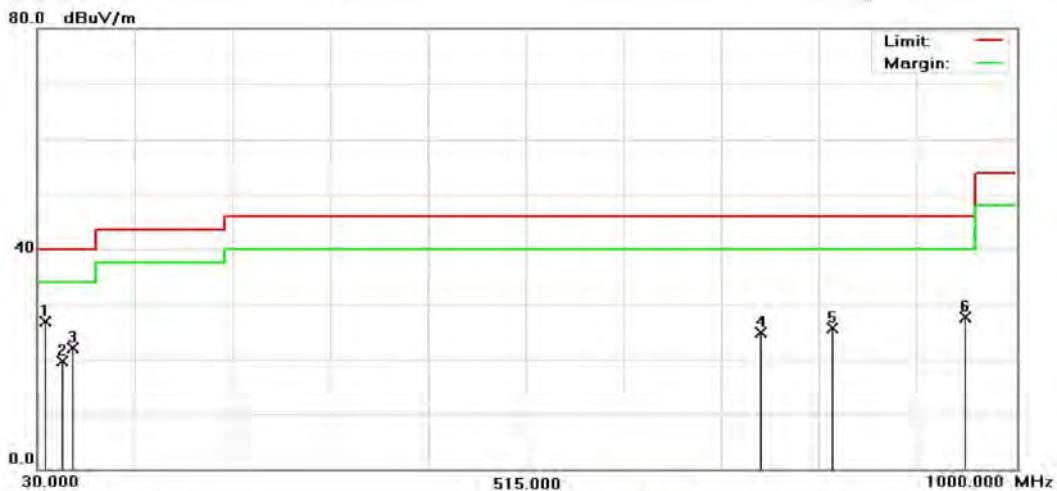
Detector Function: QP

Frequency Range: 30MHz-1000MHz

Test Date : Apr. 30, 2012

Test By: Eddy

Pol: Vertical



Site : 9*6*6 Chamber
 Limit: FCC Class B 3M Radiation
 EUT:
 M/N: Momo-A
 Note: GPRS 850 Mode

Polarization: **Vertical**
 Power: DC3.7V
 Distance: 3m

Temperature: 25 °C
 Humidity: 60%
 Air Pressure: 1002 hpa

No.	Mk.	Freq. MHz	Reading Level dBuV	Factor dB	Measure- ment dBuV/m	Limit dBuV/m	Over dB	Detector	Comment
1	*	36.3100	43.77	-16.85	26.92	40.00	-13.08	QP	
2		54.2200	35.60	-15.94	19.66	40.00	-20.34	QP	
3		63.2700	38.97	-16.92	22.05	40.00	-17.95	QP	
4		746.5200	27.24	-2.34	24.90	46.00	-21.10	QP	
5		818.3800	26.75	-1.08	25.67	46.00	-20.33	QP	
6		950.1100	27.13	0.60	27.73	46.00	-18.27	QP	

Remark :

- (1) All Readings below 1GHz are Quasi-Peak, above are performed with peak and/or average measurement as necessary.
- (2) The IF bandwidth of SPA 30MHz to 1GHz was 100KHz and 1GHz to 10GHz was 1MHz

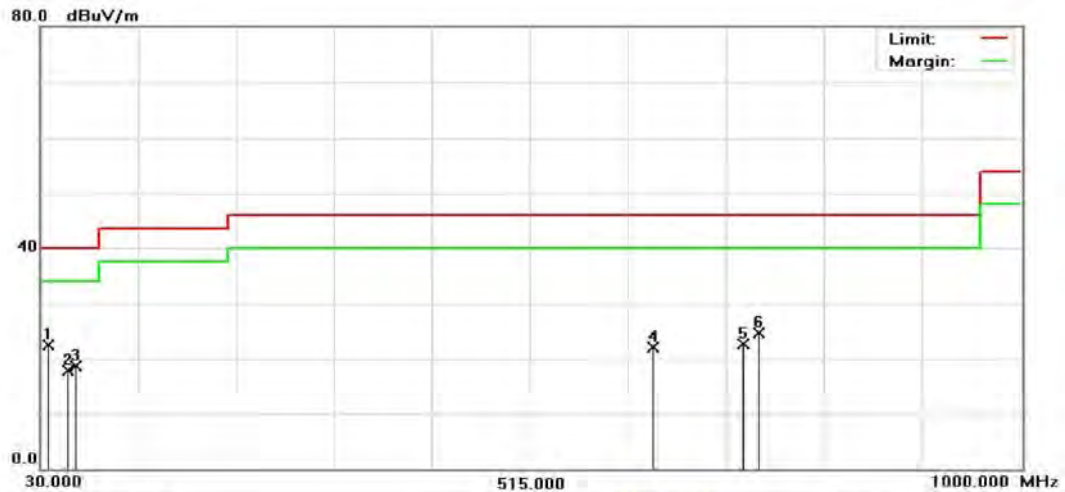
Unless otherwise stated the results shown in this test report refer only to the sample(s) tested and such sample(s) are retained for 90 days only.
 除非另有說明，此報告結果僅對測試之樣品負責，同時此樣品僅保留90天。本報告未經本公司書面許可，不可部份複製。

This document is issued by the Company subject to its General Conditions of Service printed overleaf, available on request or accessible at www.sgs.com/terms_and_conditions.htm and for electronic format documents, subject to Terms and Conditions for Electronic Documents at www.sgs.com/terms_e-document.htm. Attention is drawn to the limitation of liability, indemnification and jurisdiction issues defined therein. Any holder of this document is advised that information contained hereon reflects the Company's findings at the time of its intervention only and within the limits of Client's instructions, if any. The Company's sole responsibility is to its Client and this document does not exonerate parties to a transaction from exercising all their rights and obligations under the transaction documents. This document cannot be reproduced except in full, without prior written approval of the Company. Any unauthorized alteration, forgery or falsification of the content or appearance of this document is unlawful and offenders may be prosecuted to the fullest extent of the law.

Measurement Result:

Test Mode: Config 1
 Detector Function: QP
 Frequency Range: 30MHz-1000MHz

Test Date : Apr. 30, 2012
 Test By: Eddy
 Pol.: Horizontal



Site : 9*6*6 Chamber
 Limit: FCC Class B 3M Radiation
 EUT:
 M/N: Momo-A
 Note: GPRS 850 Mode

Polarization: **Horizontal**
 Power: DC3.7V
 Distance: 3m

Temperature: 25 °C
 Humidity: 60%
 Air Pressure: 1002hpa

No.	Mk.	Freq. MHz	Reading Level dBuV	Factor dB	Measure- ment dBuV/m	Limit dBuV/m	Over dB	Detector	Comment
1	*	36.7700	39.38	-16.79	22.59	40.00	-17.41	QP	
2		56.3800	34.01	-16.09	17.92	40.00	-22.08	QP	
3		63.1900	35.58	-16.91	18.67	40.00	-21.33	QP	
4		636.3900	27.66	-5.48	22.18	46.00	-23.82	QP	
5		725.5100	26.05	-3.35	22.70	46.00	-23.30	QP	
6		741.1200	27.61	-2.82	24.79	46.00	-21.21	QP	

Remark :

- (1) All Readings below 1GHz are Quasi-Peak, above are performed with peak and/or average measurement as necessary.
- (2) The IF bandwidth of SPA 30MHz to 1GHz was 100KHz and 1GHz to 10GHz was 1MHz

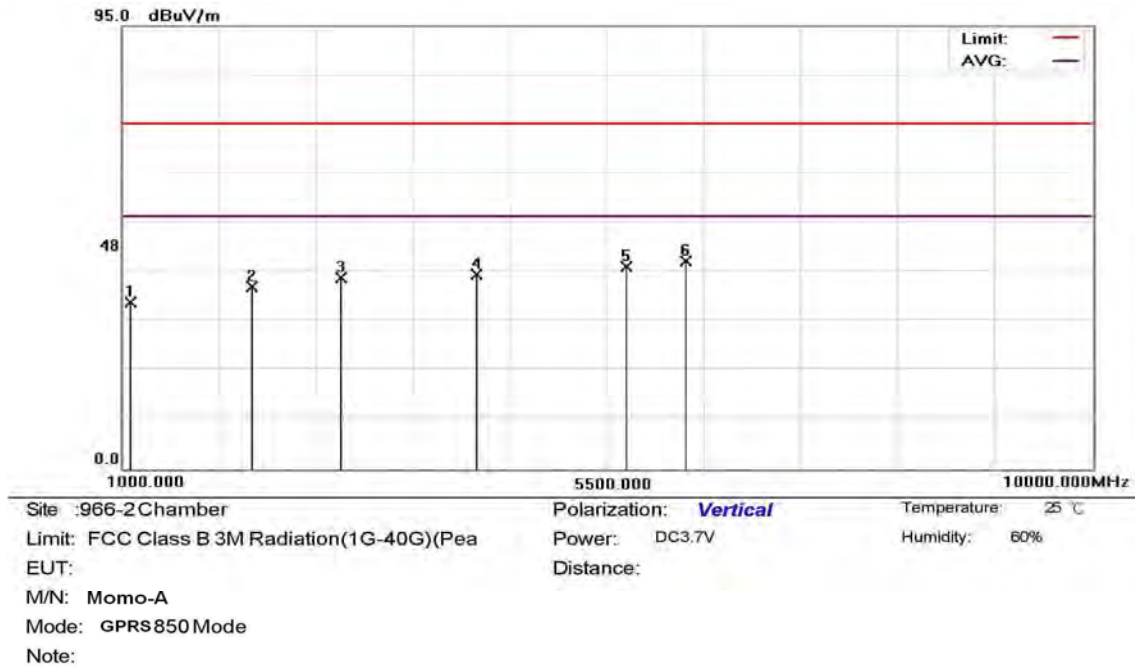
Unless otherwise stated the results shown in this test report refer only to the sample(s) tested and such sample(s) are retained for 90 days only.
 除非另有說明，此報告結果僅對測試之樣品負責，同時此樣品僅保留90天。本報告未經本公司書面許可，不可部份複製。

This document is issued by the Company subject to its General Conditions of Service printed overleaf, available on request or accessible at www.sgs.com/terms_and_conditions.htm and for electronic format documents, subject to Terms and Conditions for Electronic Documents at www.sgs.com/terms_e-document.htm. Attention is drawn to the limitation of liability, indemnification and jurisdiction issues defined therein. Any holder of this document is advised that information contained hereon reflects the Company's findings at the time of its intervention only and within the limits of Client's instructions, if any. The Company's sole responsibility is to its Client and this document does not exonerate parties to a transaction from exercising all their rights and obligations under the transaction documents. This document cannot be reproduced except in full, without prior written approval of the Company. Any unauthorized alteration, forgery or falsification of the content or appearance of this document is unlawful and offenders may be prosecuted to the fullest extent of the law.

Measurement Result Above 1GHz :

Test Mode : Config 1
 Detector Function: Peak
 Frequency Range: 1 – 10GHz

Test Date : Apr. 30, 2012
 Test By: Eddy
 Pol. Vertical



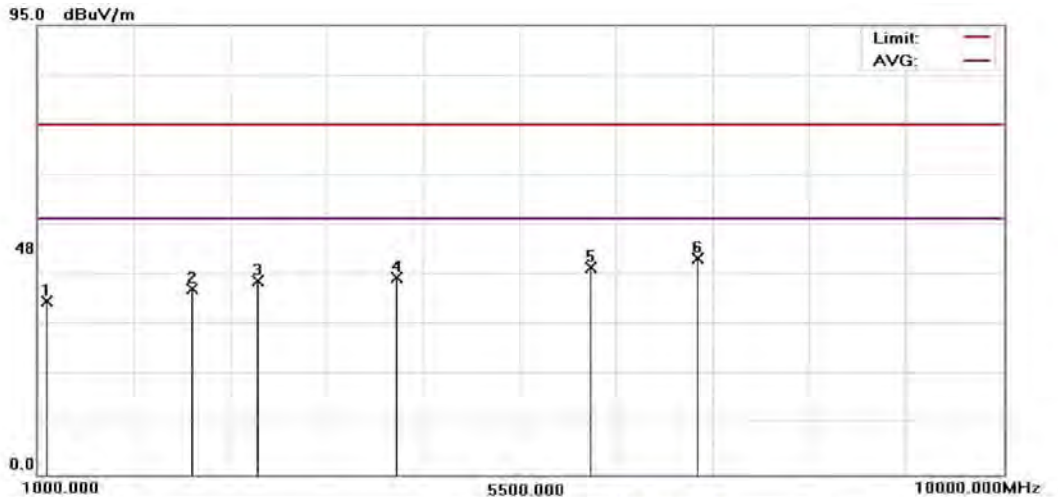
No.	Mk.	Freq. MHz	Reading Level dBuV	Correct Factor dB	Measure- ment dBuV/m	Limit dBuV/m	Over dB	Detector	Comment
1		1072.000	39.58	-3.77	35.81	74.00	-38.19	peak	
2		2206.000	37.33	1.66	38.99	74.00	-35.01	peak	
3		3034.000	37.53	3.41	40.94	74.00	-33.06	peak	
4		4294.000	36.18	5.51	41.69	74.00	-32.31	peak	
5		5680.000	35.72	7.71	43.43	74.00	-30.57	peak	
6	*	6238.000	35.66	8.78	44.44	74.00	-29.56	peak	

Remark :

- (1) All Readings above 1GHz are Peak and Average measurement as necessary.
- (2) The IF bandwidth of SPA 30MHz to 1GHz was 100KHz and 1GHz to 10GHz was 1MHz

Test Mode : Config 1
 Detector Function: Peak
 Frequency Range: 1 – 10GHz

Test Date : Apr. 30, 2012
 Test By: Eddy
 Pol. Horizontal



Site :966-2Chamber
 Limit: FCC Class B 3M Radiation(1G-40G)(Pea
 EUT:
 M/N: Momo-A
 Mode: GPRS 850 Mode
 Note:

Polarization: **Horizontal**
 Power: DC3.7V
 Distance:
 Temperature: 25 °C
 Humidity: 60%

No.	Mk.	Freq. MHz	Reading Level dBuV	Correct Factor dB	Measure- ment dBuV/m	Limit dBuV/m	Over dB	Detector	Comment
1		1090.000	40.51	-3.70	36.81	74.00	-37.19	peak	
2		2440.000	36.98	2.26	39.24	74.00	-34.76	peak	
3		3052.000	37.62	3.44	41.06	74.00	-32.94	peak	
4		4348.000	36.13	5.64	41.77	74.00	-32.23	peak	
5		6166.000	35.23	8.67	43.90	74.00	-30.10	peak	
6	*	7156.000	36.42	9.39	45.81	74.00	-28.19	peak	

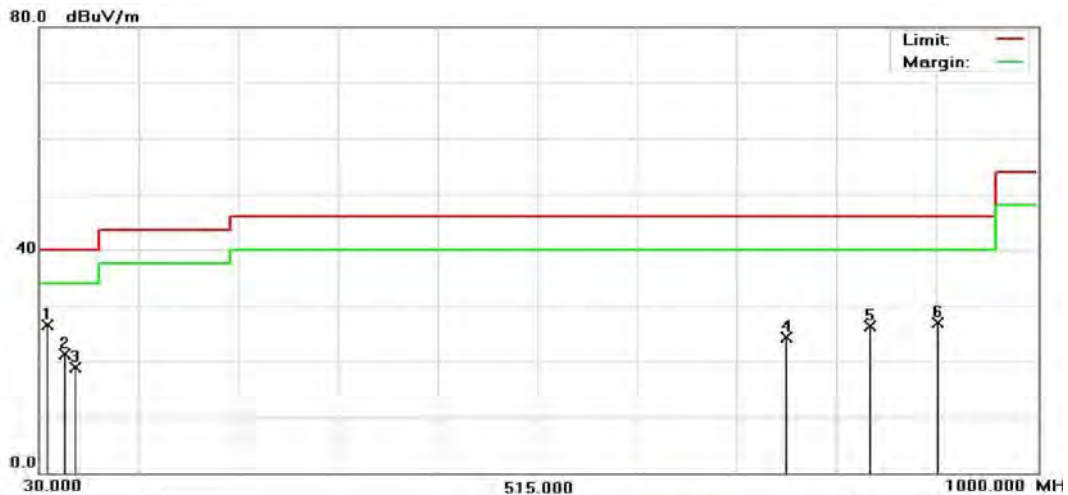
Remark :

- (1) All Readings above 1GHz are Peak and Average measurement as necessary.
- (2) The IF bandwidth of SPA 30MHz to 1GHz was 100KHz and 1GHz to 10GHz was 1MHz

Measurement Result:
GPRS 1900 mode

Test Mode: Config 1
 Detector Function: QP
 Frequency Range: 30MHz-1000MHz

Test Date : Apr. 30, 2012
 Test By: Eddy
 Pol: Vertical



Site : 9*6*6 Chamber
 Limit: FCC Class B 3M Radiation
 EUT:
 M/N: Momo-A
 Note: GPRS1900 Mode

Polarization: **Vertical**
 Power: DC3.7V
 Distance: 3m

Temperature: 25 °C
 Humidity: 60%
 Air Pressure: 1002 hpa

No.	Mk.	Freq. MHz	Reading Level dBuV	Factor dB	Measure- ment dBuV/m	Limit dBuV/m	Over dB	Detector	Comment
1	*	36.0800	43.40	-16.88	26.52	40.00	-13.48	QP	
2		54.1800	37.17	-15.93	21.24	40.00	-18.76	QP	
3		63.2300	35.84	-16.92	18.92	40.00	-21.08	QP	
4		756.2800	26.86	-2.48	24.38	46.00	-21.62	QP	
5		838.3200	27.30	-1.06	26.24	46.00	-19.76	QP	
6		904.0800	26.14	0.72	26.86	46.00	-19.14	QP	

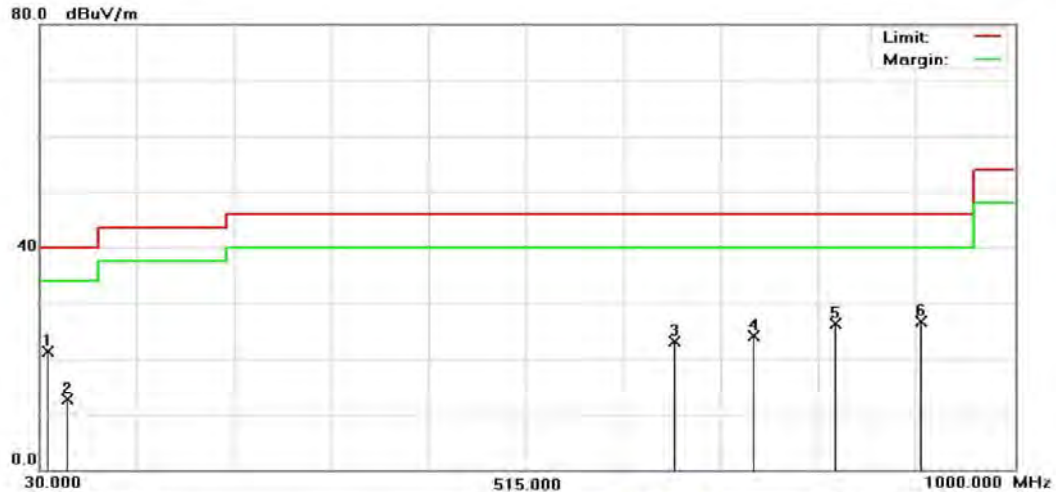
Remark :

- (1) All Readings below 1GHz are Quasi-Peak, above are performed with peak and/or average measurement as necessary.
- (2) The IF bandwidth of SPA 30MHz to 1GHz was 100KHz and 1GHz to 10GHz was 1MHz

Measurement Result:

Test Mode: Config 1
 Detector Function: QP
 Frequency Range: 30MHz-1000MHz

Test Date : Apr. 30, 2012
 Test By: Eddy
 Pol.: Horizontal



Site : 9*6*6 Chamber
 Limit: FCC Class B 3M Radiation
 EUT:
 M/N: Momo-A
 Note: GPRS1900 Mode

Polarization: **Horizontal**
 Power: DC3.7V
 Distance: 3m

Temperature: 25 °C
 Humidity: 60%
 Air Pressure: 1002hpa

No.	Mk.	Freq. MHz	Reading Level dBuV	Factor dB	Measurement dBuV/m	Limit dBuV/m	Over dB	Detector	Comment
1	*	36.0700	38.14	-16.88	21.26	40.00	-18.74	QP	
2		56.3800	28.79	-16.09	12.70	40.00	-27.30	QP	
3		661.2200	27.19	-4.09	23.10	46.00	-22.90	QP	
4		741.3100	26.81	-2.80	24.01	46.00	-21.99	QP	
5		822.0900	27.30	-1.04	26.26	46.00	-19.74	QP	
6		907.6300	26.03	0.65	26.68	46.00	-19.32	QP	

Remark :

- (1) All Readings below 1GHz are Quasi-Peak, above are performed with peak and/or average measurement as necessary.
- (2) The IF bandwidth of SPA 30MHz to 1GHz was 100KHz and 1GHz to 10GHz was 1MHz

Measurement Result Above 1GHz :

Test Mode : Config 1

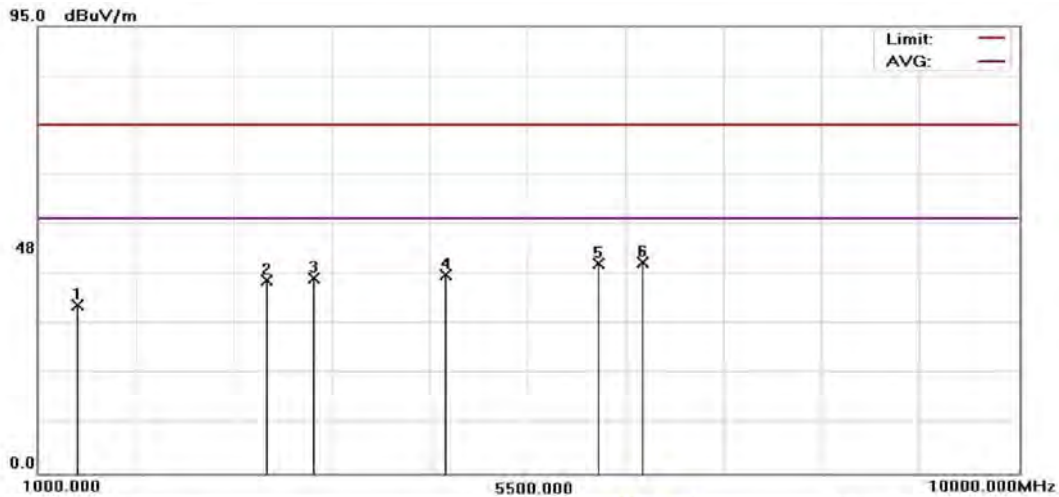
Test Date : Apr. 30, 2012

Detector Function: Peak

Test By: Eddy

Frequency Range: 1 – 10GHz

Pol. Vertical



Site :966-2 Chamber Polarization: **Vertical** Temperature: 25 °C
 Limit: FCC Class B 3M Radiation(1G-40G)(Pea Power: DC3.7V Humidity: 60%
 EUT:
 M/N: Momo-A Distance:
 Mode: GPRS 1900 Mode
 Note:

No.	Mk.	Freq. MHz	Reading Level dBuV	Correct Factor dB	Measure- ment dBuV/m	Limit dBuV/m	Over dB	Detector	Comment
1		1360.000	38.48	-2.75	35.73	74.00	-38.27	peak	
2		3106.000	37.47	3.51	40.98	74.00	-33.02	peak	
3		3538.000	37.18	4.32	41.50	74.00	-32.50	peak	
4		4744.000	35.73	6.45	42.18	74.00	-31.82	peak	
5		6148.000	35.87	8.65	44.52	74.00	-29.48	peak	
6	*	6562.000	35.87	8.99	44.86	74.00	-29.14	peak	

Remark :

- (1) All Readings above 1GHz are Peak and Average measurement as necessary.
- (2) The IF bandwidth of SPA 30MHz to 1GHz was 100KHz and 1GHz to 10GHz was 1MHz

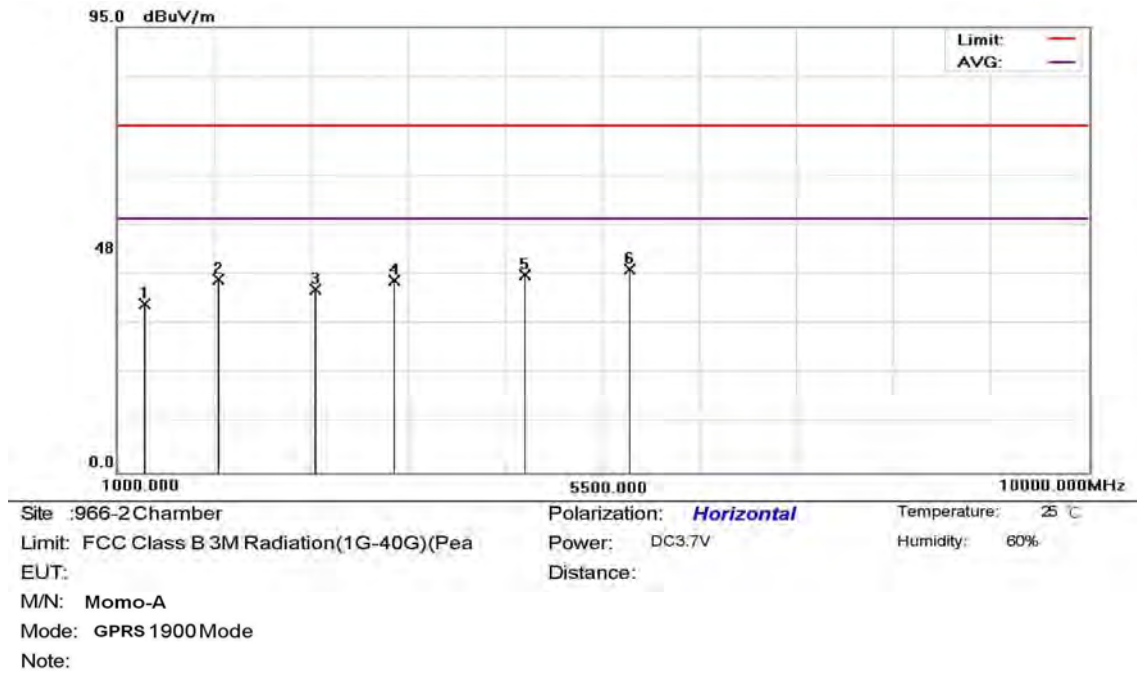
Unless otherwise stated the results shown in this test report refer only to the sample(s) tested and such sample(s) are retained for 90 days only.

除非另有說明，此報告結果僅對測試之樣品負責，同時此樣品僅保留90天。本報告未經本公司書面許可，不可部份複製。

This document is issued by the Company subject to its General Conditions of Service printed overleaf, available on request or accessible at www.sgs.com/terms_and_conditions.htm and, for electronic format documents, subject to Terms and Conditions for Electronic Documents at www.sgs.com/terms_e-document.htm. Attention is drawn to the limitation of liability, indemnification and jurisdiction issues defined therein. Any holder of this document is advised that information contained hereon reflects the Company's findings at the time of its intervention only and within the limits of Client's instructions, if any. The Company's sole responsibility is to its Client and this document does not exonerate parties to a transaction from exercising all their rights and obligations under the transaction documents. This document cannot be reproduced except in full, without prior written approval of the Company. Any unauthorized alteration, forgery or falsification of the content or appearance of this document is unlawful and offenders may be prosecuted to the fullest extent of the law.

Test Mode : Config 1
 Detector Function: Peak
 Frequency Range: 1 – 10GHz

Test Date : Apr. 30, 2012
 Test By: Eddy
 Pol. Horizontal



No.	Mk.	Freq. MHz	Reading Level dBuV	Correct Factor dB	Measure- ment dBuV/m	Limit dBuV/m	Over dB	Detector	Comment
1		1252.000	38.84	-2.95	35.89	74.00	-38.11	peak	
2		1936.000	40.72	0.58	41.30	74.00	-32.70	peak	
3		2836.000	36.19	2.99	39.18	74.00	-34.82	peak	
4		3574.000	36.55	4.39	40.94	74.00	-33.06	peak	
5		4780.000	35.67	6.50	42.17	74.00	-31.83	peak	
6	*	5752.000	35.45	7.81	43.26	74.00	-30.74	peak	

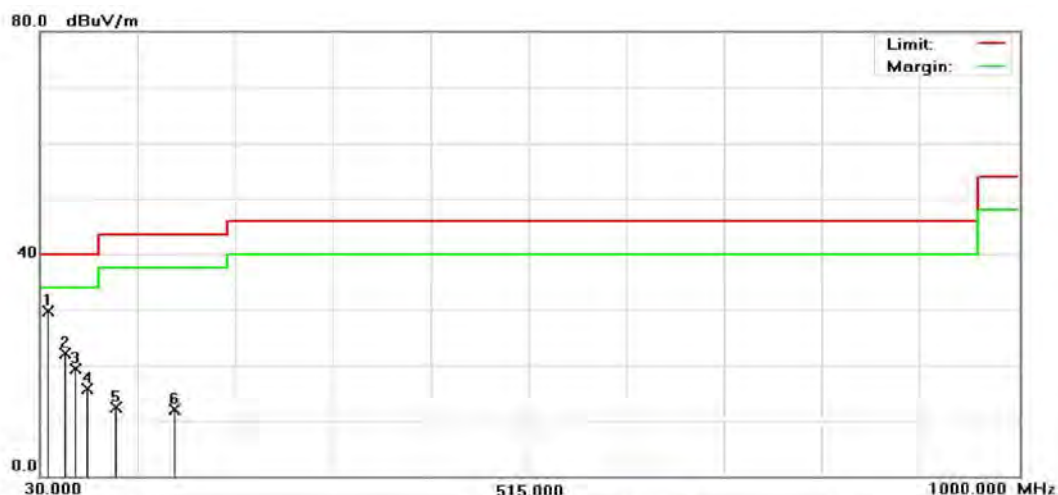
Remark :

- (1) All Readings above 1GHz are Peak and Average measurement as necessary.
- (2) The IF bandwidth of SPA 30MHz to 1GHz was 100KHz and 1GHz to 10GHz was 1MHz

Measurement Result:
WCDMA BAND 5 mode

Test Mode: Config 1
 Detector Function: QP
 Frequency Range: 30MHz-1000MHz

Test Date : Apr. 30, 2012
 Test By: Eddy
 Pol: Vertical



Site : 9*6*6 Chamber
 Limit: FCC Class B 3M Radiation
 EUT:
 M/N: Momo-A
 Note: WCDMA B5 Mode

Polarization: **Vertical**
 Power: DC3.7V
 Distance: 3m

Temperature: 25 °C
 Humidity: 60%
 Air Pressure: 1002hpa

No.	Mk.	Freq.	Reading Level	Factor	Measurement	Limit	Over	Detector	Comment
		MHz	dBuV	dB	dBuV/m	dBuV/m	dB		
1	*	36.1900	46.53	-16.86	29.67	40.00	-10.33	QP	
2		54.1100	38.07	-15.93	22.14	40.00	-17.86	QP	
3		63.3600	36.22	-16.94	19.28	40.00	-20.72	QP	
4		75.1600	34.94	-19.16	15.78	40.00	-24.22	QP	
5		104.2100	30.56	-18.28	12.28	43.50	-31.22	QP	
6		163.2200	26.19	-14.20	11.99	43.50	-31.51	QP	

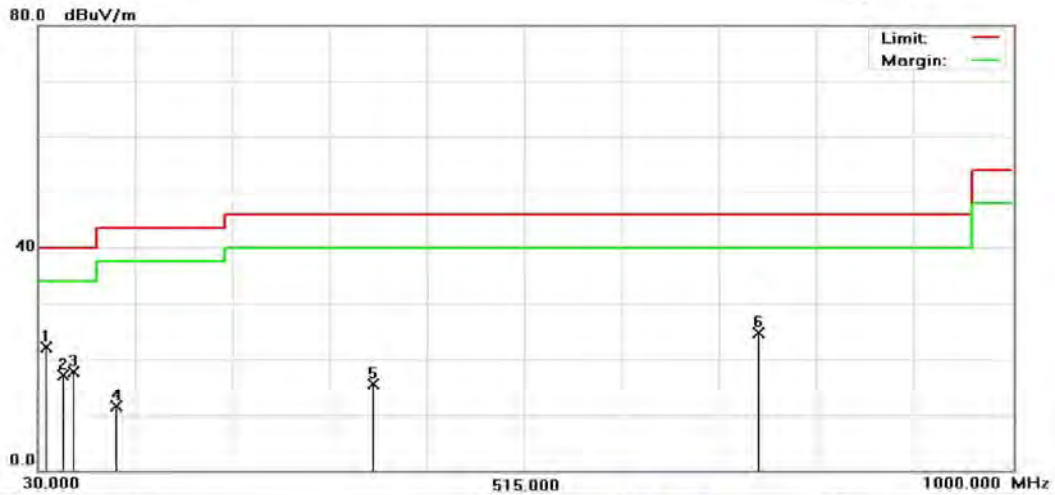
Remark :

- (1) All Readings below 1GHz are Quasi-Peak, above are performed with peak and/or average measurement as necessary.
- (2) The IF bandwidth of SPA 30MHz to 1GHz was 100KHz and 1GHz to 10GHz was 1MHz

Measurement Result:

Test Mode: Config 1
 Detector Function: QP
 Frequency Range: 30MHz-1000MHz

Test Date : Apr. 30, 2012
 Test By: Eddy
 Pol.: Horizontal



Site : 9*6*6 Chamber
 Limit: FCC Class B 3M Radiation
 EUT:
 M/N: Momo-A
 Note: WCDMA B5 Mode

Polarization: **Horizontal**
 Power: DC3.7V
 Distance: 3m

Temperature: 25 °C
 Humidity: 60%
 Air Pressure: 1002 hpa

No.	Mk.	Freq. MHz	Reading Level dBuV	Factor dB	Measure- ment dBuV/m	Limit dBuV/m	Over dB	Detector	Comment
1	*	36.3300	38.88	-16.84	22.04	40.00	-17.96	QP	
2		54.1200	33.06	-15.93	17.13	40.00	-22.87	QP	
3		63.4700	34.61	-16.96	17.65	40.00	-22.35	QP	
4		106.0700	29.54	-17.96	11.58	43.50	-31.92	QP	
5		362.3900	26.39	-10.89	15.50	46.00	-30.50	QP	
6		746.3100	27.05	-2.36	24.69	46.00	-21.31	QP	

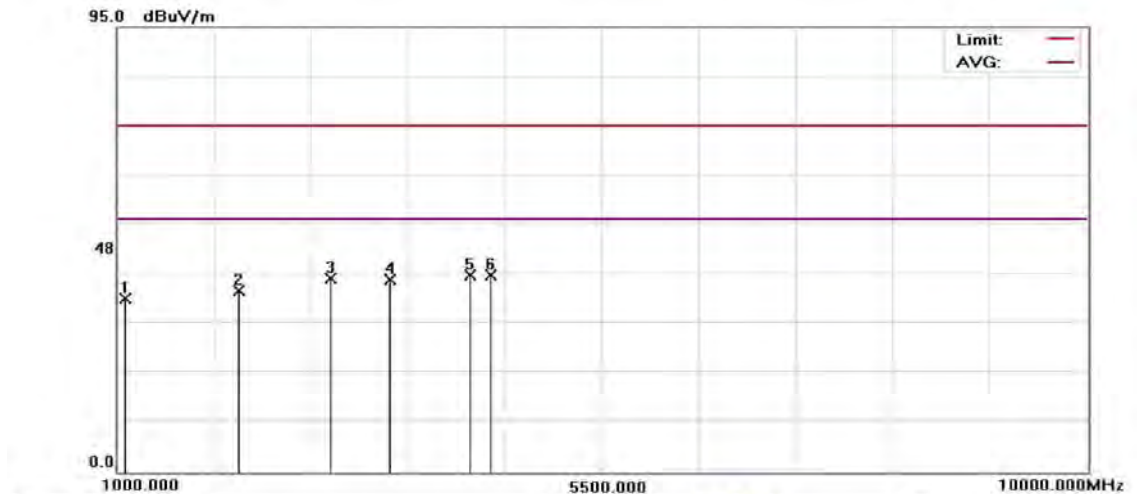
Remark :

- (1) All Readings below 1GHz are Quasi-Peak, above are performed with peak and/or average measurement as necessary.
- (2) The IF bandwidth of SPA 30MHz to 1GHz was 100KHz and 1GHz to 10GHz was 1MHz

Measurement Result Above 1GHz :

Test Mode : Config 1
 Detector Function: Peak
 Frequency Range: 1 – 10GHz

Test Date : Apr. 30, 2012
 Test By: Eddy
 Pol. Vertical



Site :966-2Chamber Polarization: **Vertical** Temperature: 25 °C
 Limit: FCC Class B 3M Radiation(1G-40G)(Pea Power: DC3.7V Humidity: 60%
 EUT: Distance:
 M/N: Momo-A
 Mode: WCDMA B5 Mode
 Note:

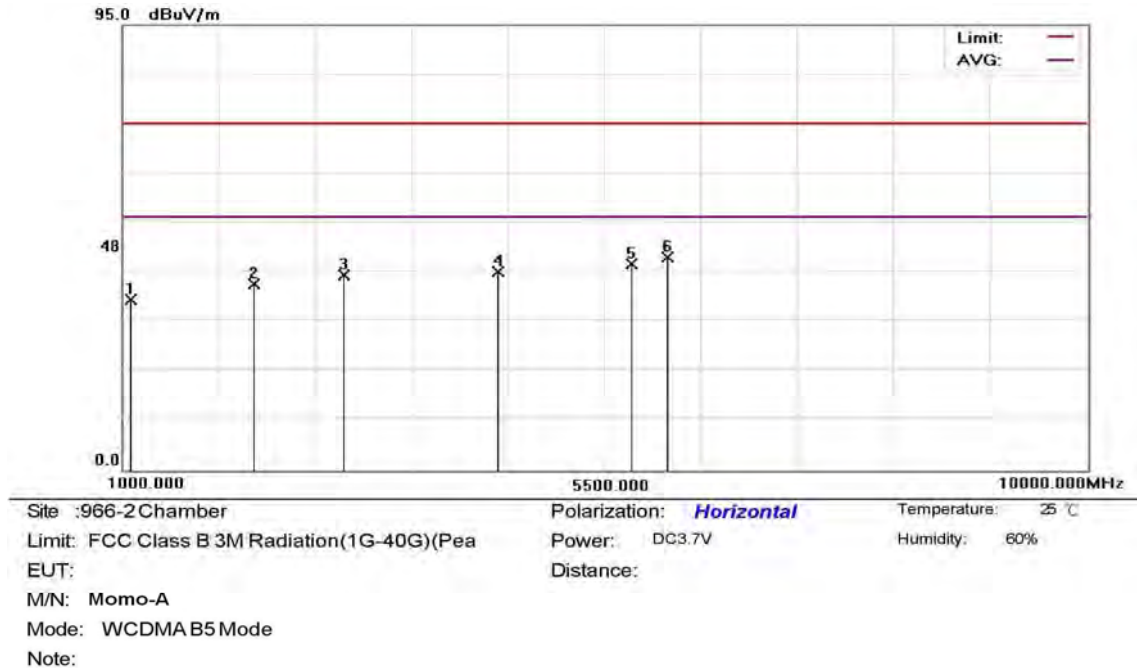
No.	Mk.	Freq. MHz	Reading Level dBuV	Correct Factor dB	Measure- ment dBuV/m	Limit dBuV/m	Over dB	Detector	Comment
1		1072.000	40.97	-3.77	37.20	74.00	-36.80	peak	
2		2134.000	37.27	1.46	38.73	74.00	-35.27	peak	
3		2980.000	38.10	3.31	41.41	74.00	-32.59	peak	
4		3538.000	36.90	4.32	41.22	74.00	-32.78	peak	
5	*	4276.000	36.64	5.47	42.11	74.00	-31.89	peak	
6		4474.000	36.17	5.94	42.11	74.00	-31.89	peak	

Remark :

- (1) All Readings above 1GHz are Peak and Average measurement as necessary.
- (2) The IF bandwidth of SPA 30MHz to 1GHz was 100KHz and 1GHz to 10GHz was 1MHz

Test Mode : Config 1
 Detector Function: Peak
 Frequency Range: 1 – 10GHz

Test Date : Apr. 30, 2012
 Test By: Eddy
 Pol. Horizontal



No.	Mk.	Freq. MHz	Reading Level dBuV	Correct Factor dB	Measure- ment dBuV/m	Limit dBuV/m	Over dB	Detector	Comment
1		1072.000	40.15	-3.77	36.38	74.00	-37.62	peak	
2		2224.000	37.97	1.71	39.68	74.00	-34.32	peak	
3		3070.000	38.17	3.45	41.62	74.00	-32.38	peak	
4		4510.000	36.47	6.02	42.49	74.00	-31.51	peak	
5		5752.000	36.25	7.81	44.06	74.00	-29.94	peak	
6	*	6094.000	36.97	8.58	45.55	74.00	-28.45	peak	

Remark :

- (1) All Readings above 1GHz are Peak and Average measurement as necessary.
- (2) The IF bandwidth of SPA 30MHz to 1GHz was 100KHz and 1GHz to 10GHz was 1MHz

Measurement Result: (2nd Source) Above 1GHz

Test Mode : Config 2

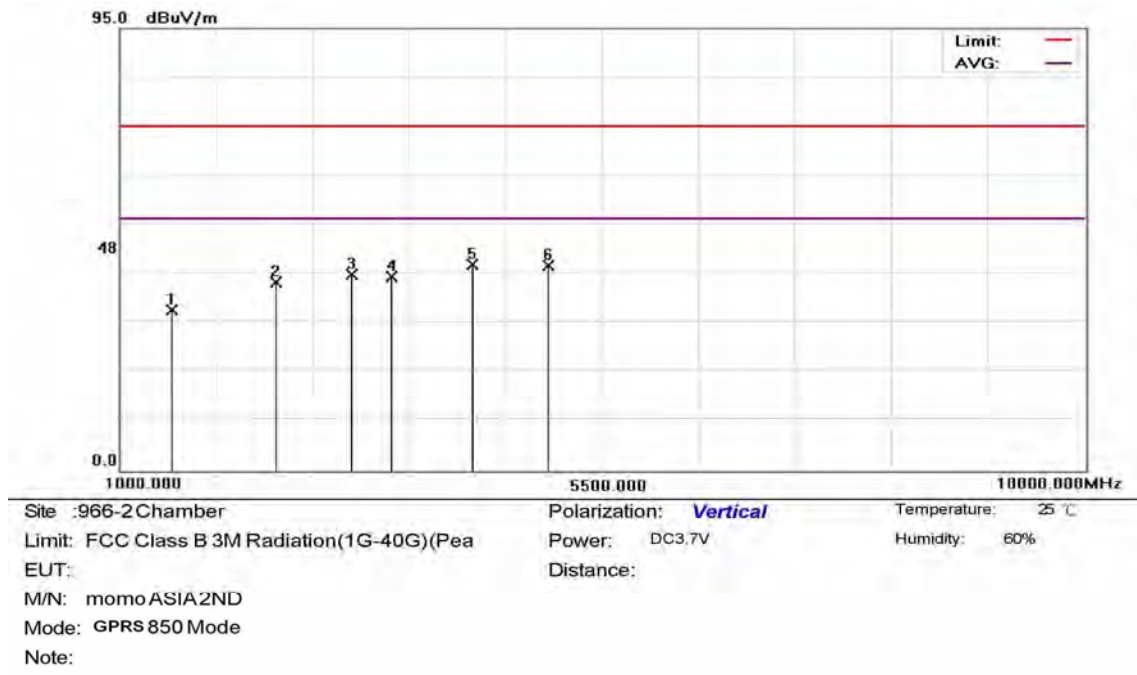
Test Date : Apr. 30, 2012

Detector Function: Peak

Test By: Eddy

Frequency Range: 1 – 10GHz

Pol. Vertical



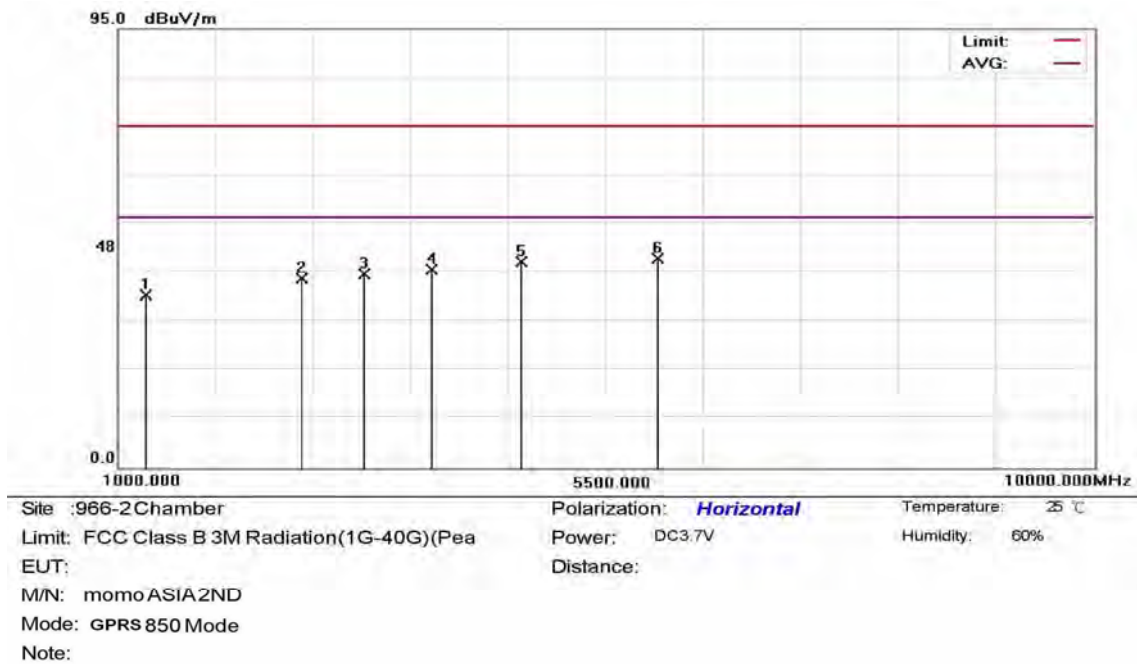
No.	Mk.	Freq. MHz	Reading Level dBuV	Correct Factor dB	Measure- ment dBuV/m	Limit dBuV/m	Over dB	Detector	Comment
1		1473.000	37.17	-2.55	34.62	74.00	-39.38	peak	
2		2458.000	38.21	2.31	40.52	74.00	-33.48	peak	
3		3145.000	38.69	3.57	42.26	74.00	-31.74	peak	
4		3537.000	37.43	4.32	41.75	74.00	-32.25	peak	
5	*	4289.000	38.85	5.50	44.35	74.00	-29.65	peak	
6		4986.000	37.28	6.72	44.00	74.00	-30.00	peak	

Remark :

- (1) All Readings above 1GHz are Peak and Average measurement as necessary.
- (2) The IF bandwidth of SPA 30MHz to 1GHz was 100KHz and 1GHz to 10GHz was 1MHz

Test Mode : Config 1
 Detector Function: Peak
 Frequency Range: 1 – 10GHz

Test Date : Apr. 30, 2012
 Test By: Eddy
 Pol. Horizontal



No.	Mk.	Freq. MHz	Reading Level dBuV	Correct Factor dB	Measure- ment dBuV/m	Limit dBuV/m	Over dB	Detector	Comment
1		1249.000	40.28	-2.96	37.32	74.00	-36.68	peak	
2		2677.000	38.25	2.67	40.92	74.00	-33.08	peak	
3		3254.000	38.07	3.75	41.82	74.00	-32.18	peak	
4		3894.000	37.96	4.97	42.93	74.00	-31.07	peak	
5		4724.000	38.09	6.42	44.51	74.00	-29.49	peak	
6	*	5976.000	36.75	8.38	45.13	74.00	-28.87	peak	

Remark :

- (1) All Readings above 1GHz are Peak and Average measurement as necessary.
- (2) The IF bandwidth of SPA 30MHz to 1GHz was 100KHz and 1GHz to 10GHz was 1MHz

~ End of Report ~