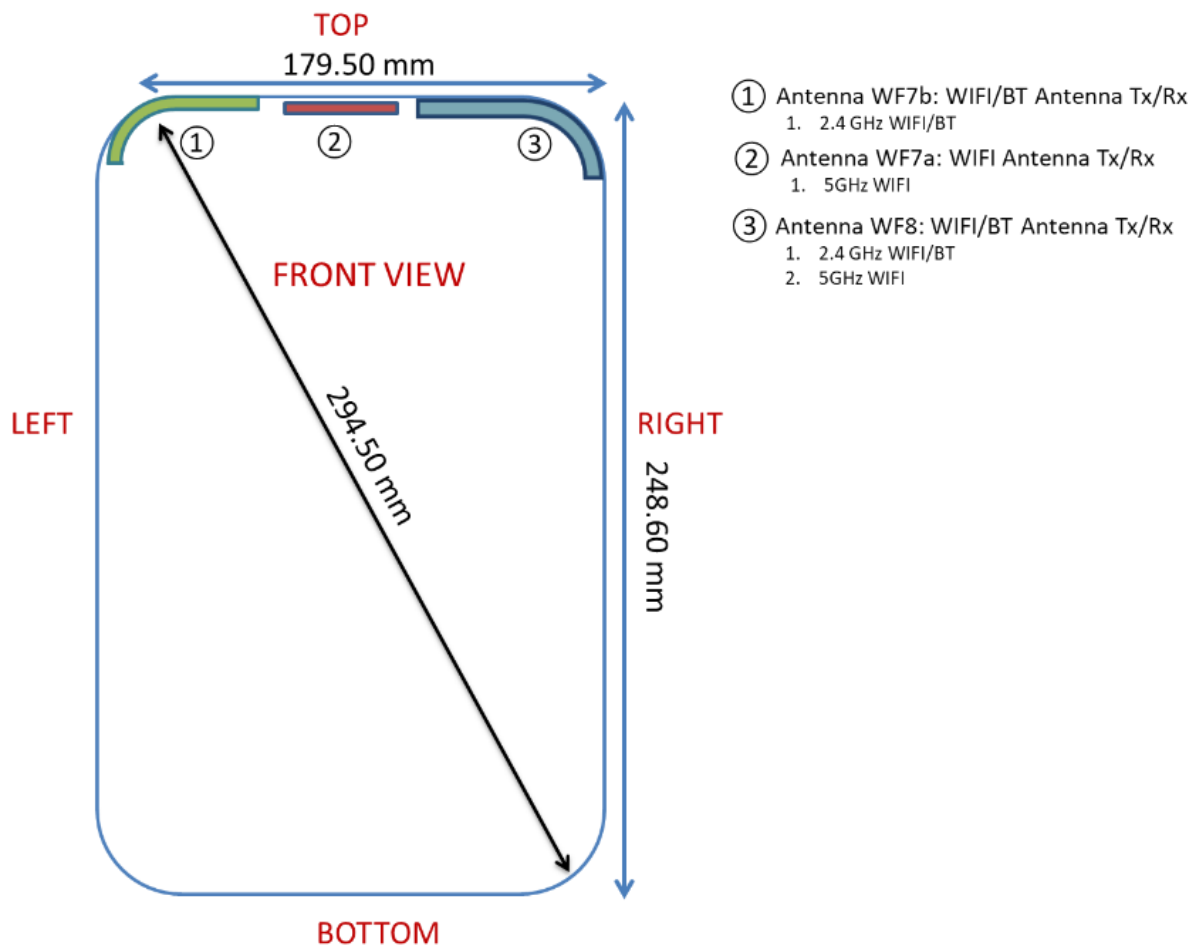


APPENDIX H: DUT ANTENNA DIAGRAM & SAR TEST SETUP PHOTOGRAPHS


FCC ID: BCGA3354	RF EXPOSURE REPORT	Approved by: Technical Manager
DUT Type: Tablet Device		Appendix H: Page 1 of 4




Note: Exact antenna dimensions and separation distances are shown in the Technical Descriptions in the FCC Filing.

Figure H-1
DUT Antenna Locations

FCC ID: BCGA3354	RF EXPOSURE REPORT	Approved by: Technical Manager
DUT Type: Tablet Device		Appendix H: Page 2 of 4



SAR Test Setup Photo 1 – Back Side at 0mm




SAR Test Setup Photo 2 – Top Edge at 0mm




SAR Test Setup Photo 3 – Bottom Edge at 0mm

FCC ID: BCGA3354	RF EXPOSURE REPORT	Approved by: Technical Manager
DUT Type: Tablet Device		Appendix H: Page 3 of 4



SAR Test Setup Photo 4 – Right Edge at 0mm



SAR Test Setup Photo 5 – Left Edge at 0mm

FCC ID: BCGA3354	RF EXPOSURE REPORT	Approved by: Technical Manager
DUT Type: Tablet Device		Appendix H: Page 4 of 4