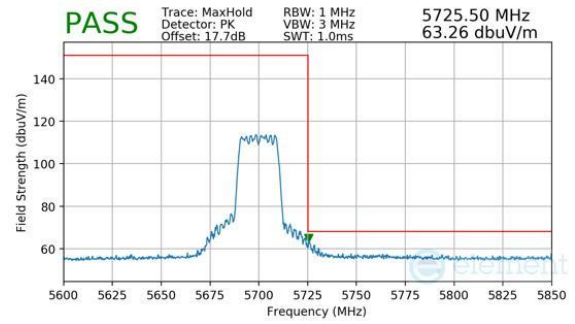
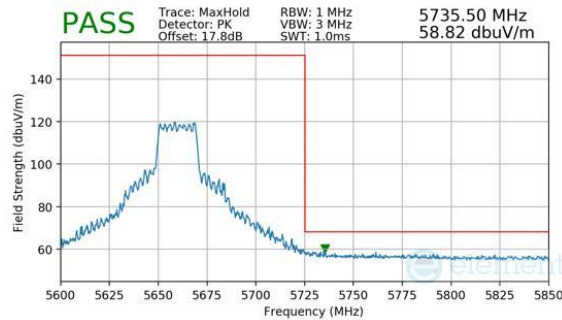


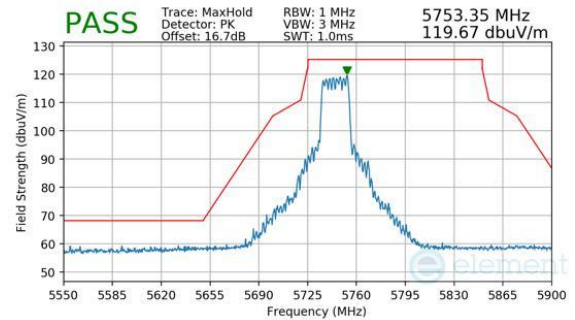
Plot 7-391. CDD Primary (Peak & Average, RU242, Index 61, Ch.108, MCS11)



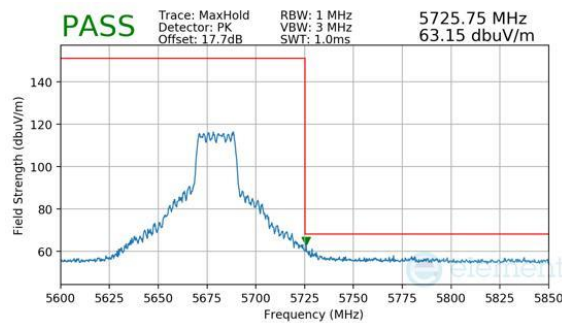
Plot 7-394. CDD Primary (Peak, RU242, Index 61, Ch.140, MCS11)



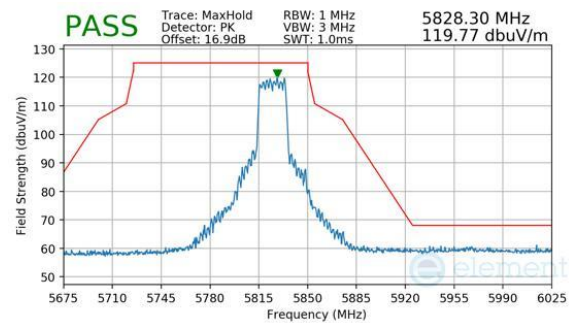
Plot 7-392. CDD Primary (Peak, RU242, Index 61, Ch.132, MCS11)



Plot 7-395. CDD Primary (Peak, RU242, Index 61, Ch.149, MCS11)



Plot 7-393. CDD Primary (Peak, RU242, Index 61, Ch.136, MCS11)



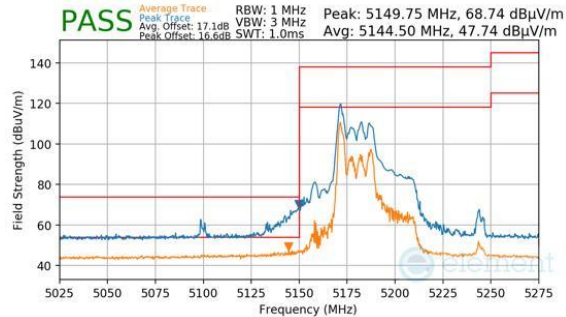
Plot 7-396. CDD Primary (Peak, RU242, Index 61, Ch.165, MCS11)

FCC ID: BCGA3269 IC: 579C-A3269		MEASUREMENT REPORT (CERTIFICATION)	Approved by: Technical Manager
Test Report S/N: 1C2410210075-22-R1.BCG	Test Dates: 10/25/2024 - 1/14/2025	EUT Type: Tablet Device	Page 251 of 297

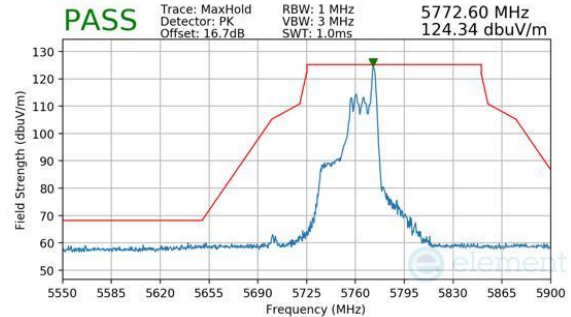
7.6.16 CDD Primary Radiated Band Edge Measurements (40MHz BW)

\$15.407(b.1)(b.2) \$15.205 \$15.209; RSS-Gen [8.9]

RU26



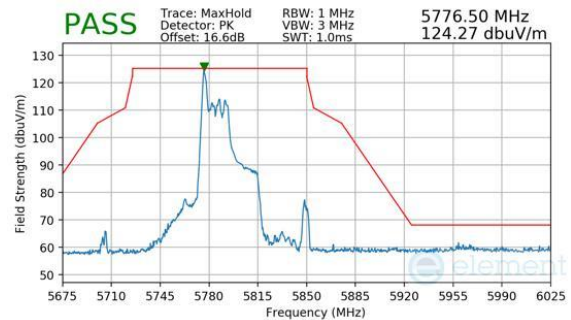
Plot 7-397. CDD Primary (Peak & Average, RU26, Index 0, Ch.38, MCS11)



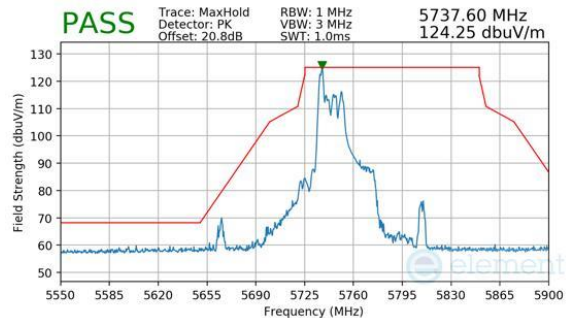
Plot 7-400. CDD Primary (Peak, RU26, Index 17, Ch.151, MCS11)



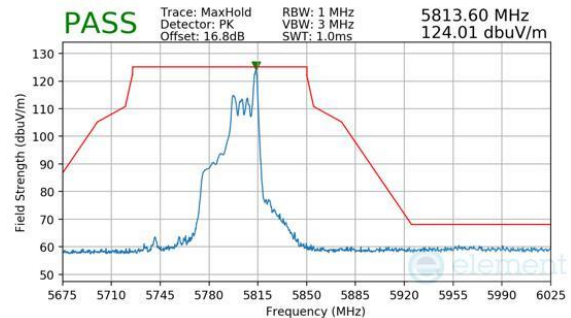
Plot 7-398. CDD Primary (Peak & Average, RU26, Index 17, Ch.38, MCS11)



Plot 7-401. CDD Primary (Peak, RU26, Index 0, Ch.159, MCS11)



Plot 7-399. CDD Primary (Peak, RU26, Index 0, Ch.151, MCS11)

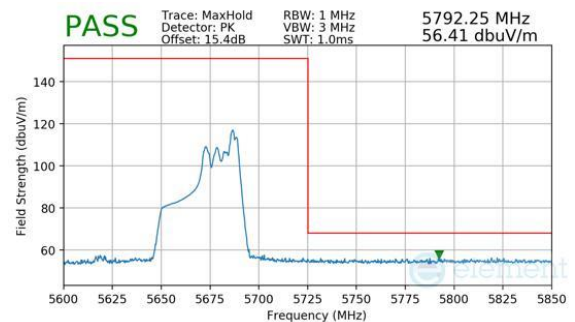
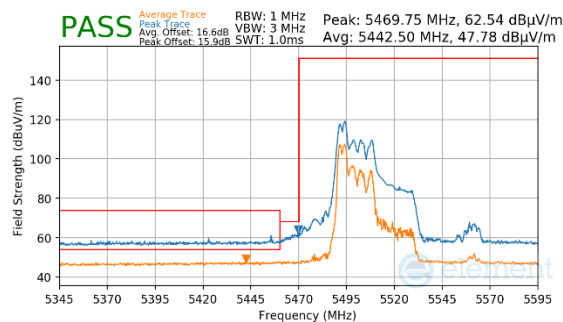
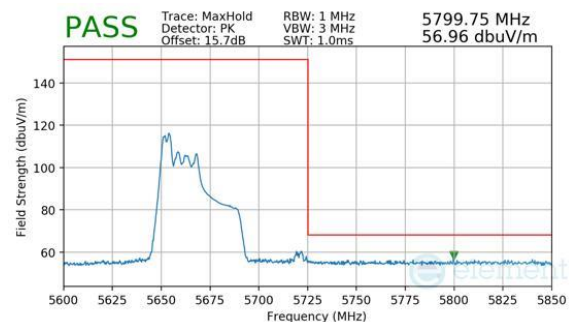
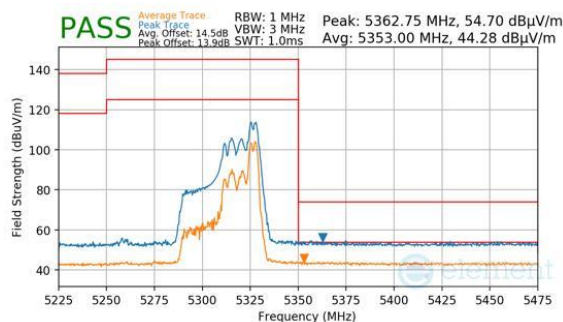
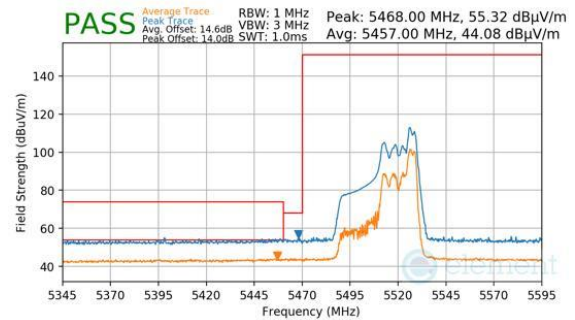
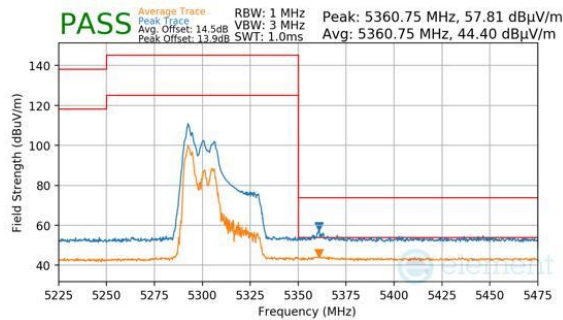


Plot 7-402. CDD Primary (Peak, RU26, Index 17, Ch.159, MCS11)

FCC ID: BCGA3269 IC: 579C-A3269		MEASUREMENT REPORT (CERTIFICATION)	Approved by: Technical Manager
Test Report S/N: 1C2410210075-22-R1.BCG	Test Dates: 10/25/2024 - 1/14/2025	EUT Type: Tablet Device	Page 252 of 297

V 10.6 10/27/2023

RU52

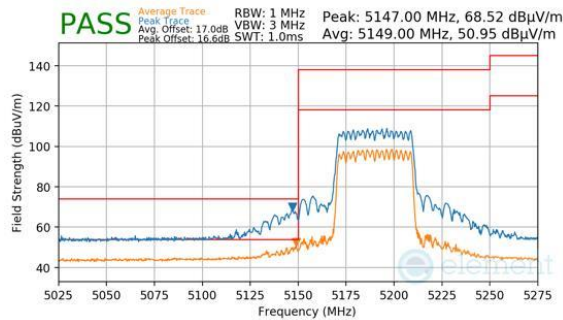


FCC ID: BCGA3269 IC: 579C-A3269		MEASUREMENT REPORT (CERTIFICATION)	Approved by: Technical Manager
Test Report S/N: 1C2410210075-22-R1.BCG	Test Dates: 10/25/2024 - 1/14/2025	EUT Type: Tablet Device	Page 253 of 297

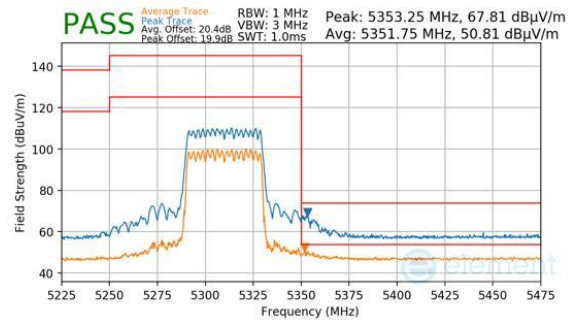
V 10.6 10/27/2023

Unless otherwise specified, no part of this report may be reproduced or utilized in any part, form or by any means, electronic or mechanical, including photocopying and microfilm, without permission in writing from Element Materials Technology. If you have any questions about this or have an enquiry about obtaining additional rights to this report or assembly of contents thereof, please contact ct.info@element.com.

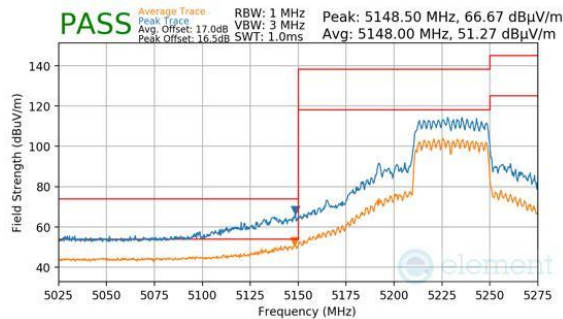
RU484



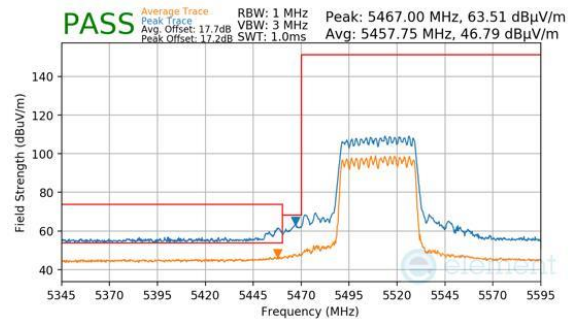
Plot 7-409. CDD Primary (Peak & Average, RU484, Index 65, Ch.38, MCS11)



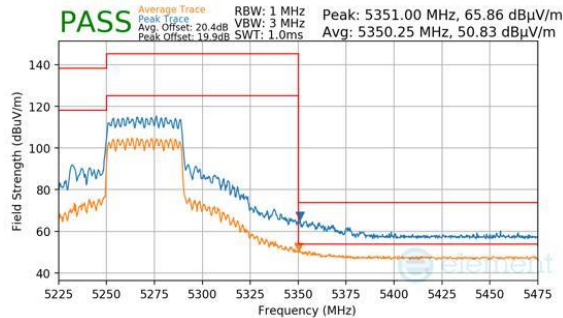
Plot 7-412. CDD Primary (Peak & Average, RU484, Index 65, Ch.62, MCS11)



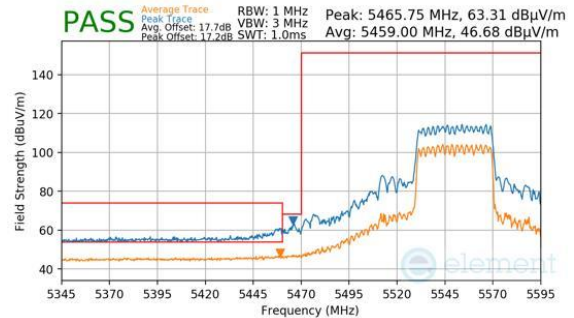
Plot 7-410. CDD Primary (Peak & Average, RU484, Index 65, Ch.46, MCS11)



Plot 7-413. CDD Primary (Peak & Average, RU484, Index 65, Ch.102, MCS11)



Plot 7-411. CDD Primary (Peak & Average, RU484, Index 65, Ch.54, MCS11)

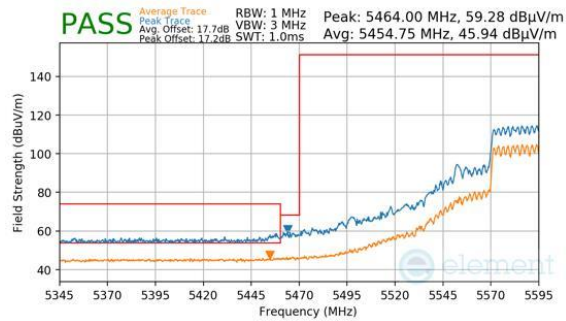


Plot 7-414. CDD Primary (Peak & Average, RU484, Index 65, Ch.110, MCS11)

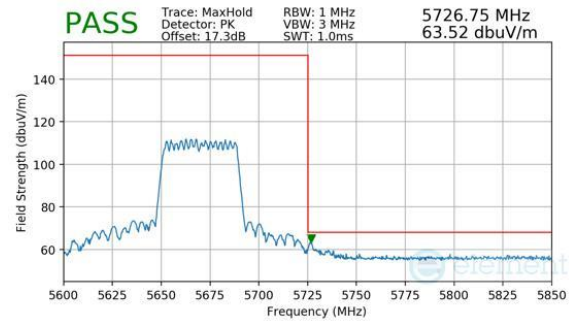
FCC ID: BCGA3269 IC: 579C-A3269		MEASUREMENT REPORT (CERTIFICATION)	Approved by: Technical Manager
Test Report S/N: 1C2410210075-22-R1.BCG	Test Dates: 10/25/2024 - 1/14/2025	EUT Type: Tablet Device	Page 254 of 297

V 10.6 10/27/2023

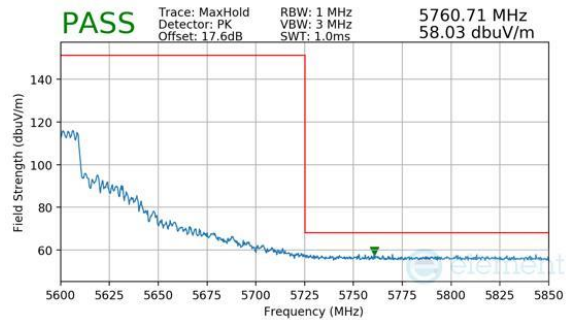
Unless otherwise specified, no part of this report may be reproduced or utilized in any part, form or by any means, electronic or mechanical, including photocopying and microfilm, without permission in writing from Element Materials Technology. If you have any questions about this or have an enquiry about obtaining additional rights to this report or assembly of contents thereof, please contact ct.info@element.com.



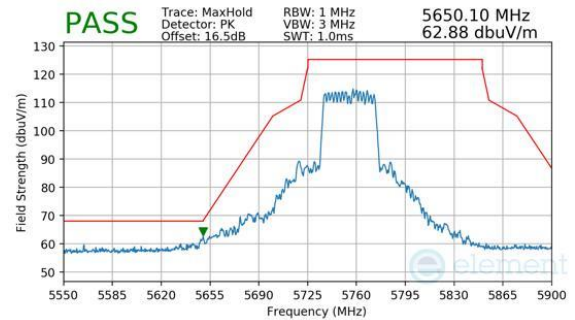
Plot 7-415. (FCC Only) CDD Primary (Peak & Average, RU484, Index 65, Ch.118, MCS11)



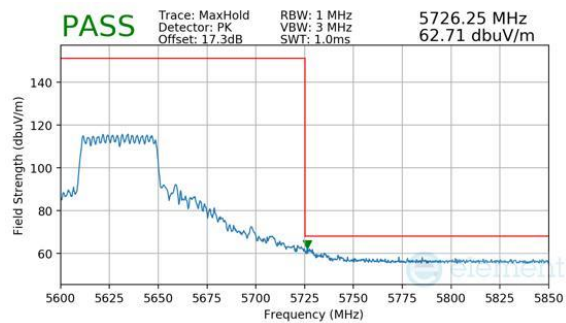
Plot 7-418. CDD Primary (Peak, RU484, Index 65, Ch.134, MCS11)



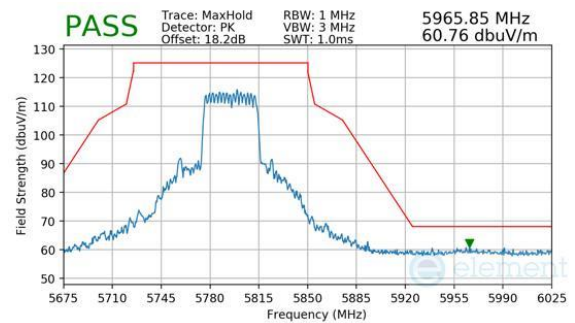
Plot 7-416. (FCC Only) CDD Primary (Peak, RU484, Index 65, Ch.118, MCS11)



Plot 7-419. CDD Primary (Peak, RU484, Index 65, Ch.151, MCS11)



Plot 7-417. (FCC Only) CDD Primary (Peak, RU484, Index 65, Ch.126, MCS11)



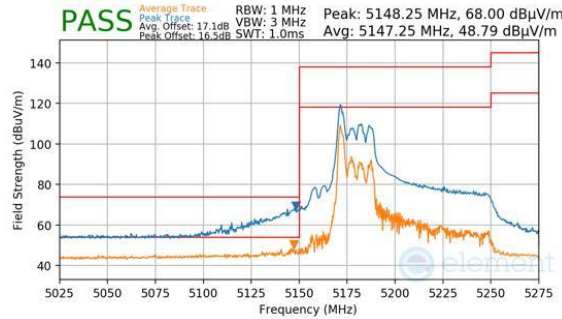
Plot 7-420. CDD Primary (Peak, RU484, Index 65, Ch.159, MCS11)

FCC ID: BCGA3269 IC: 579C-A3269		MEASUREMENT REPORT (CERTIFICATION)	Approved by: Technical Manager
Test Report S/N: 1C2410210075-22-R1.BCG	Test Dates: 10/25/2024 - 1/14/2025	EUT Type: Tablet Device	Page 255 of 297

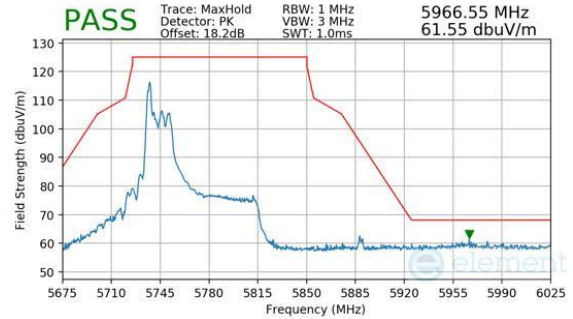
7.6.17 CDD Primary Radiated Band Edge Measurements (80MHz BW)

\$15.407(b.1)(b.2) §15.205 §15.209; RSS-Gen [8.9]

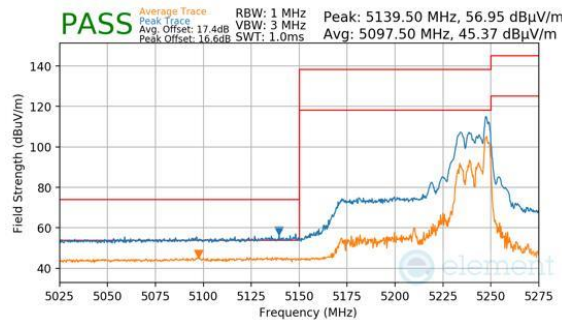
RU26



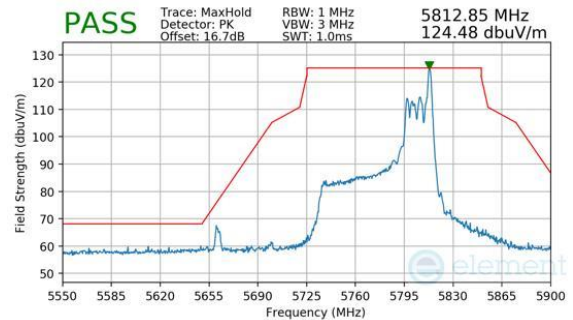
Plot 7-421. CDD Primary (Peak & Average, RU26, Index 0, Ch.42, MCS11)



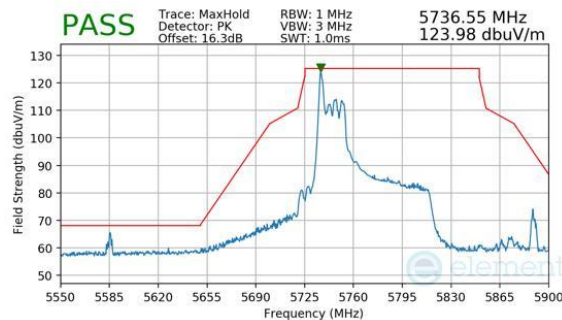
Plot 7-424. CDD Primary (Peak, RU26, Index 0, Ch.155, MCS11)



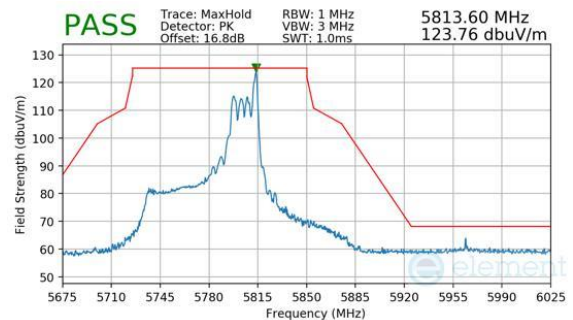
Plot 7-422. CDD Primary (Peak & Average, RU26, Index 36, Ch.42, MCS11)



Plot 7-425. CDD Primary (Peak, RU26, Index 36, Ch.155, MCS11)



Plot 7-423. CDD Primary (Peak, RU26, Index 0, Ch.155, MCS11)



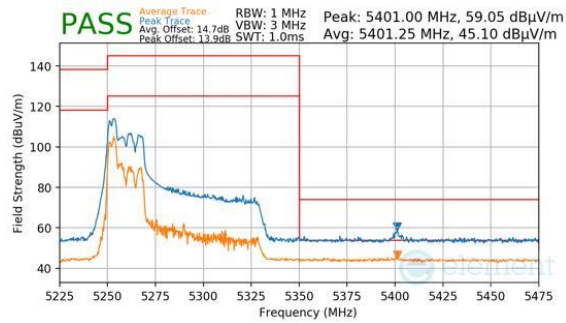
Plot 7-426. CDD Primary (Peak, RU26, Index 36, Ch.155, MCS11)

FCC ID: BCGA3269 IC: 579C-A3269		MEASUREMENT REPORT (CERTIFICATION)	Approved by: Technical Manager
Test Report S/N: 1C2410210075-22-R1.BCG	Test Dates: 10/25/2024 - 1/14/2025	EUT Type: Tablet Device	Page 256 of 297

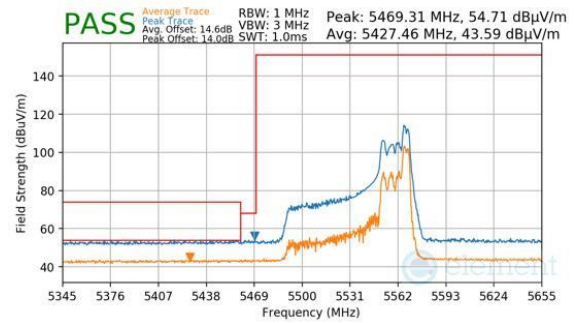
V 10.6 10/27/2023

Unless otherwise specified, no part of this report may be reproduced or utilized in any part, form or by any means, electronic or mechanical, including photocopying and microfilm, without permission in writing from Element Materials Technology. If you have any questions about this or have an enquiry about obtaining additional rights to this report or assembly of contents thereof, please contact ct.info@element.com.

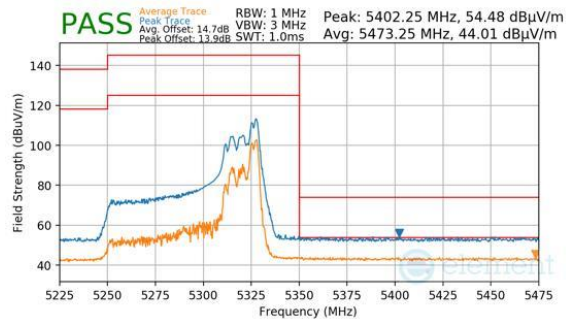
RU52



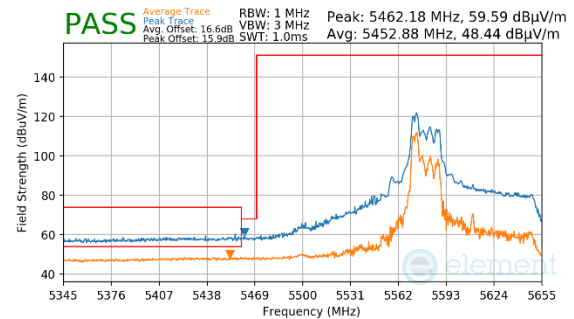
Plot 7-427. CDD Primary (Peak & Average, RU52, Index 37, Ch.58, MCS11)



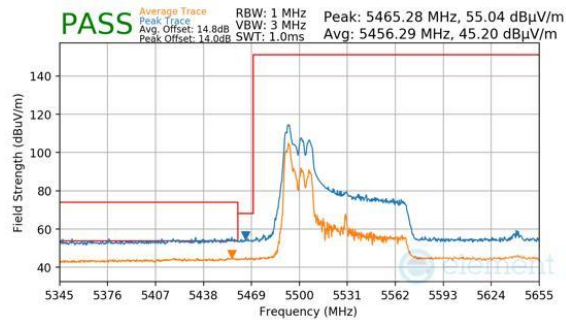
Plot 7-430. CDD Primary (Peak & Average, RU52, Index 52, Ch.106, MCS11)



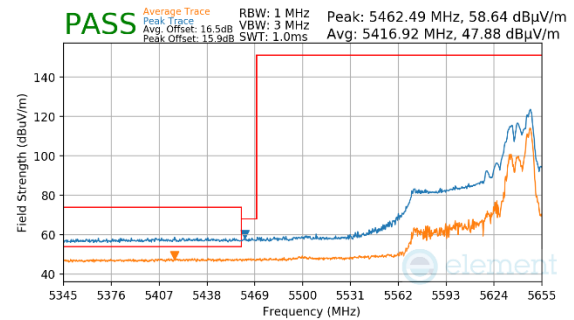
Plot 7-428. CDD Primary (Peak & Average, RU52, Index 52, Ch.58, MCS11)



Plot 7-431. (FCC Only) CDD Primary (Peak & Average, RU52, Index 37, Ch.122, MCS11)



Plot 7-429. CDD Primary (Peak & Average, RU52, Index 37, Ch.106, MCS11)

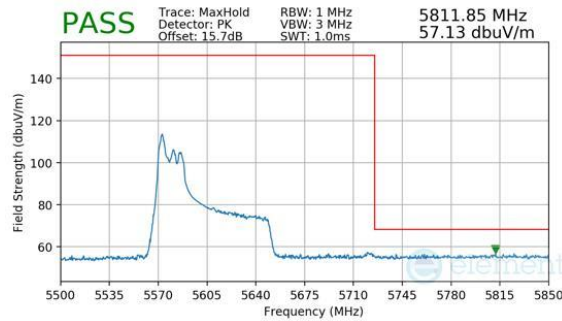


Plot 7-432. (FCC Only) CDD Primary (Peak & Average, RU52, Index 52, Ch.122, MCS11)

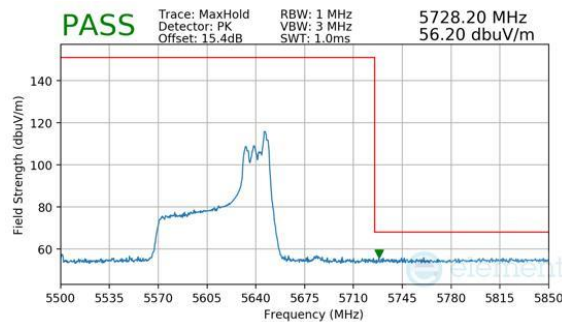
FCC ID: BCGA3269 IC: 579C-A3269		MEASUREMENT REPORT (CERTIFICATION)	Approved by: Technical Manager
Test Report S/N: 1C2410210075-22-R1.BCG	Test Dates: 10/25/2024 - 1/14/2025	EUT Type: Tablet Device	Page 257 of 297

V 10.6 10/27/2023

Unless otherwise specified, no part of this report may be reproduced or utilized in any part, form or by any means, electronic or mechanical, including photocopying and microfilm, without permission in writing from Element Materials Technology. If you have any questions about this or have an enquiry about obtaining additional rights to this report or assembly of contents thereof, please contact ct.info@element.com.



Plot 7-433. (FCC Only) CDD Primary (Peak, RU52, Index 37, Ch.122, MCS11)

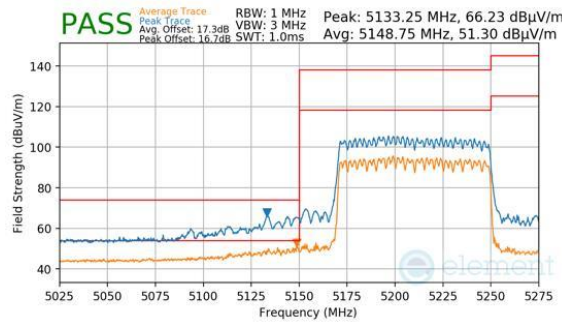


Plot 7-434. (FCC Only) CDD Primary (Peak, RU52, Index 52, Ch.122, MCS11)

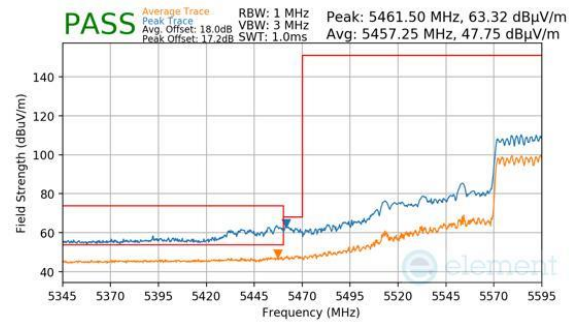
FCC ID: BCGA3269 IC: 579C-A3269		MEASUREMENT REPORT (CERTIFICATION)	Approved by: Technical Manager
Test Report S/N: 1C2410210075-22-R1.BCG	Test Dates: 10/25/2024 - 1/14/2025	EUT Type: Tablet Device	Page 258 of 297

V 10.6 10/27/2023

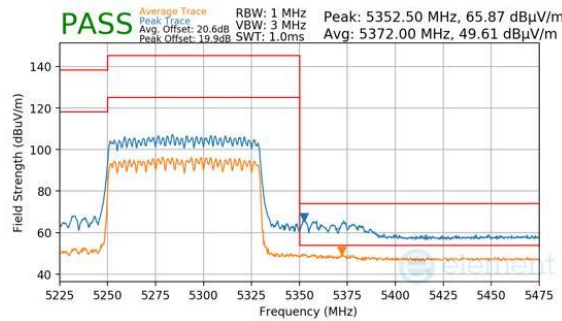
RU996



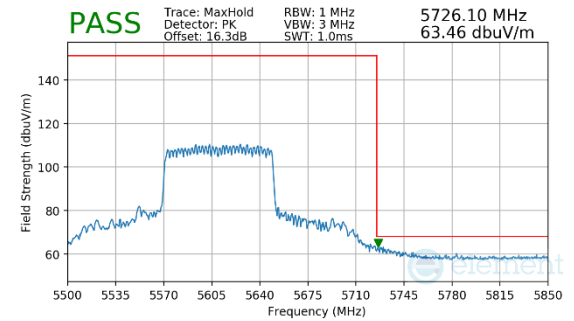
Plot 7-435. CDD Primary (Peak & Average, RU996, Index 67, Ch.42, MCS11)



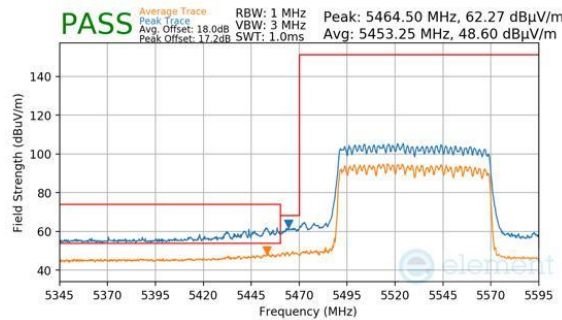
Plot 7-438. (FCC Only) CDD Primary (Peak & Average, RU996, Index 67, Ch.122, MCS11)



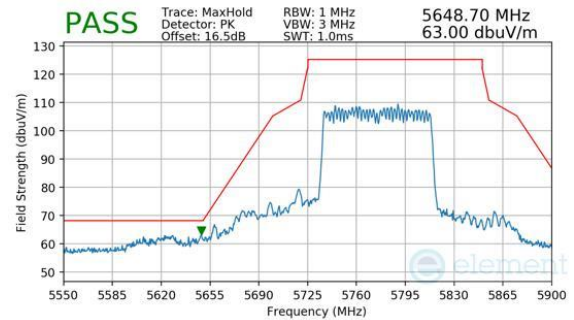
Plot 7-436. CDD Primary (Peak & Average, RU996, Index 67, Ch.58, MCS11)



Plot 7-439. (FCC Only) CDD Primary (Peak, RU996, Index 67, Ch.122, MCS11)



Plot 7-437. CDD Primary (Peak & Average, RU996, Index 67, Ch.106, MCS11)

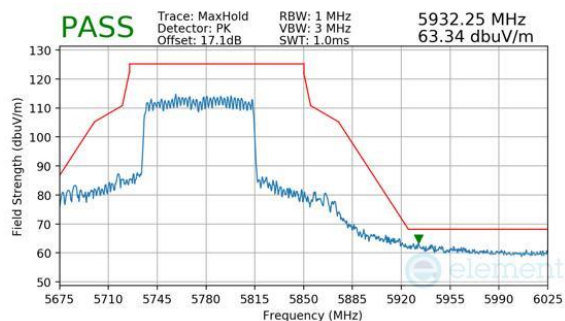


Plot 7-440. CDD Primary (Peak, RU996, Index 67, Ch.155, MCS11)

FCC ID: BCGA3269 IC: 579C-A3269		MEASUREMENT REPORT (CERTIFICATION)	Approved by: Technical Manager
Test Report S/N: 1C2410210075-22-R1.BCG	Test Dates: 10/25/2024 - 1/14/2025	EUT Type: Tablet Device	Page 259 of 297

V 10.6 10/27/2023

Unless otherwise specified, no part of this report may be reproduced or utilized in any part, form or by any means, electronic or mechanical, including photocopying and microfilm, without permission in writing from Element Materials Technology. If you have any questions about this or have an enquiry about obtaining additional rights to this report or assembly of contents thereof, please contact ct.info@element.com.



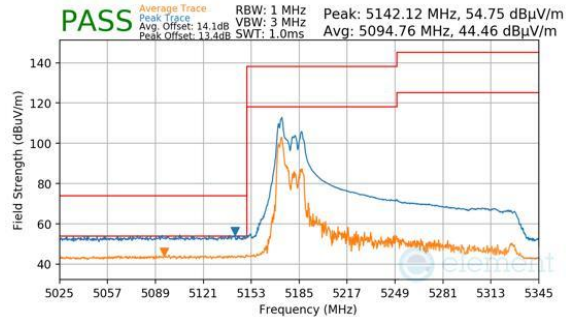
Plot 7-441. CDD Primary (Peak, RU996, Index 67, Ch.155, MCS11)

FCC ID: BCGA3269 IC: 579C-A3269		MEASUREMENT REPORT (CERTIFICATION)	Approved by: Technical Manager
Test Report S/N: 1C2410210075-22-R1.BCG	Test Dates: 10/25/2024 - 1/14/2025	EUT Type: Tablet Device	Page 260 of 297

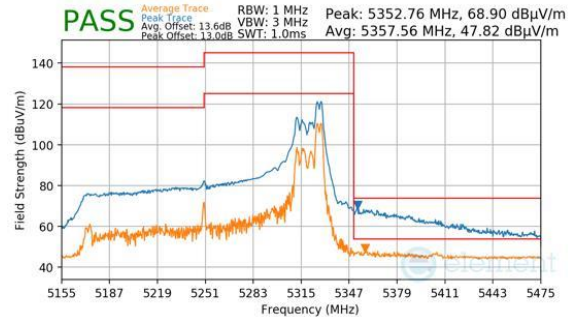
V 10.6 10/27/2023

7.6.18 CDD Primary Radiated Band Edge Measurements (160MHz BW) §15.407(b.1)(b.2) §15.205 §15.209; RSS-Gen [8.9]

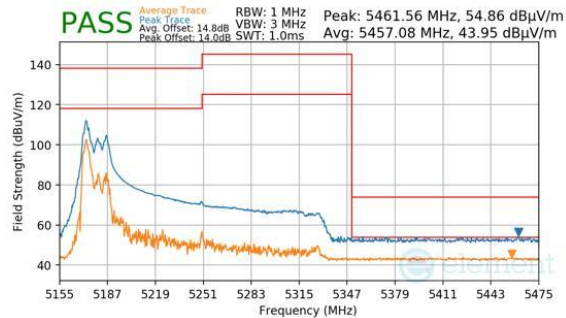
RU52



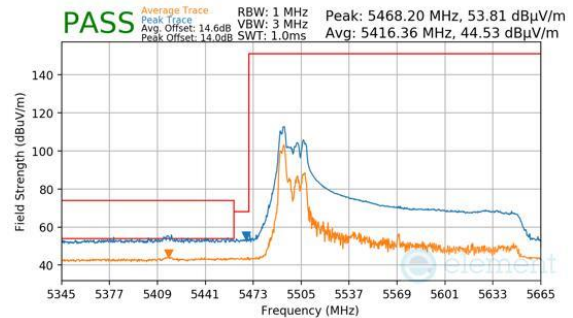
Plot 7-442. CDD Primary (Peak & Average, RU52, Index 37, Ch.50, MCS11)



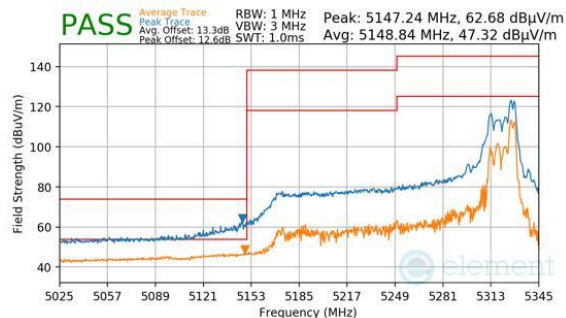
Plot 7-445. CDD Primary (Peak & Average, RU52, Index 52, Ch.50, MCS11)



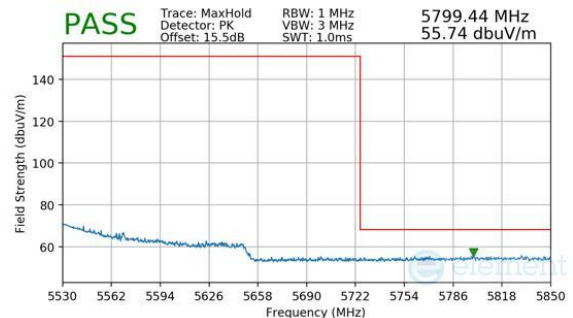
Plot 7-443. CDD Primary (Peak & Average, RU52, Index 37, Ch.50, MCS11)



Plot 7-446. (FCC Only) CDD Primary (Peak & Average, RU52, Index 37, Ch.114, MCS11)



Plot 7-444. CDD Primary (Peak & Average, RU52, Index 52, Ch.50, MCS11)

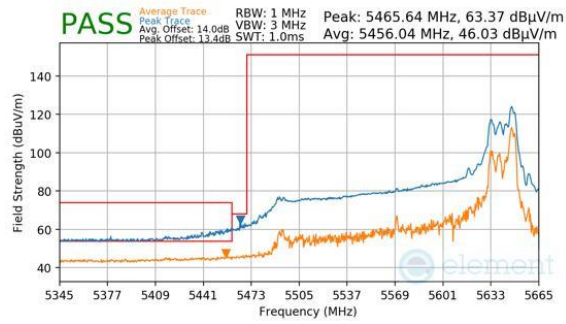


Plot 7-447. (FCC Only) CDD Primary (Peak, RU52, Index 37, Ch.114, MCS11)

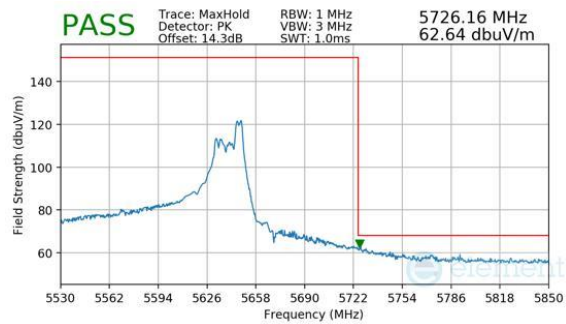
FCC ID: BCGA3269 IC: 579C-A3269		MEASUREMENT REPORT (CERTIFICATION)	Approved by: Technical Manager
Test Report S/N: 1C2410210075-22-R1.BCG	Test Dates: 10/25/2024 - 1/14/2025	EUT Type: Tablet Device	Page 261 of 297

V 10.6 10/27/2023

Unless otherwise specified, no part of this report may be reproduced or utilized in any part, form or by any means, electronic or mechanical, including photocopying and microfilm, without permission in writing from Element Materials Technology. If you have any questions about this or have an enquiry about obtaining additional rights to this report or assembly of contents thereof, please contact ct.info@element.com.



Plot 7-448. (FCC Only) CDD Primary (Peak & Average, RU52, Index 52, Ch.114, MCS11)

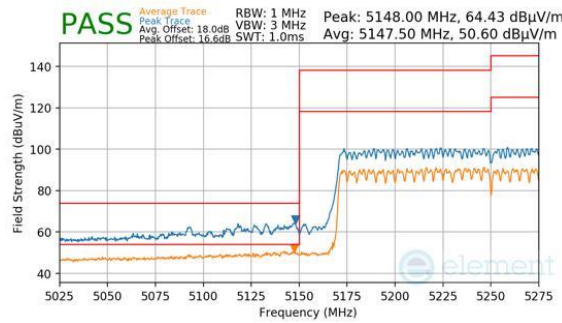


Plot 7-449. (FCC Only) CDD Primary (Peak, RU52, Index 52, Ch.114, MCS11)

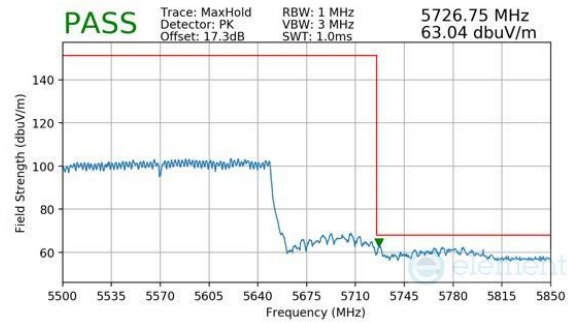
FCC ID: BCGA3269 IC: 579C-A3269	 MEASUREMENT REPORT (CERTIFICATION)		Approved by: Technical Manager
Test Report S/N: 1C2410210075-22-R1.BCG	Test Dates: 10/25/2024 - 1/14/2025	EUT Type: Tablet Device	Page 262 of 297

V 10.6 10/27/2023

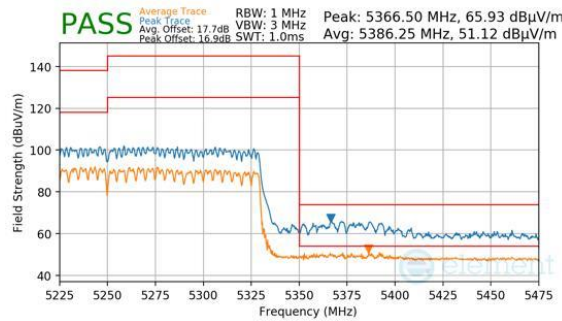
RU996X2



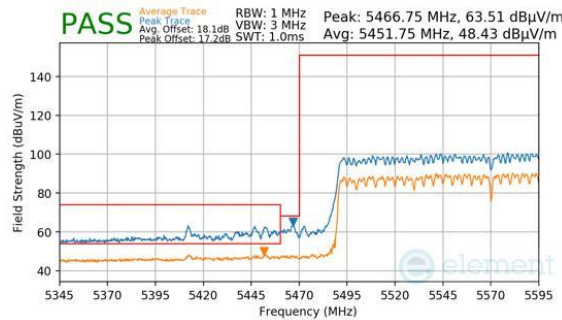
Plot 7-450. CDD Primary (Peak & Average, RU996X2, Index 68, Ch.50, MCS11)



Plot 7-453. (FCC Only) CDD Primary (Peak, RU996X2, Index 68, Ch.114, MCS11)



Plot 7-451. CDD Primary (Peak & Average, RU996X2, Index 68, Ch.50, MCS11)



Plot 7-452. (FCC Only) CDD Primary (Peak & Average, RU996X2, Index 68, Ch.114, MCS11)

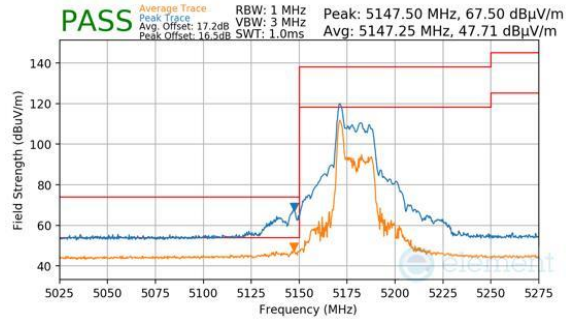
FCC ID: BCGA3269 IC: 579C-A3269		MEASUREMENT REPORT (CERTIFICATION)	Approved by: Technical Manager
Test Report S/N: 1C2410210075-22-R1.BCG	Test Dates: 10/25/2024 - 1/14/2025	EUT Type: Tablet Device	Page 263 of 297

V 10.6 10/27/2023

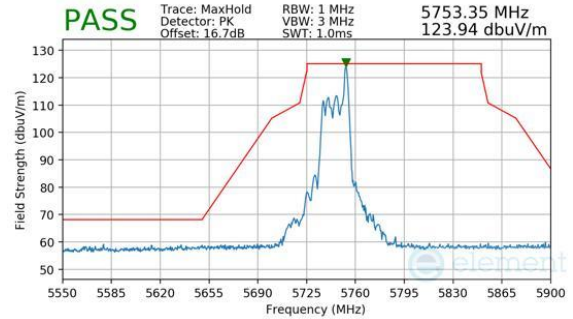
Unless otherwise specified, no part of this report may be reproduced or utilized in any part, form or by any means, electronic or mechanical, including photocopying and microfilm, without permission in writing from Element Materials Technology. If you have any questions about this or have an enquiry about obtaining additional rights to this report or assembly of contents thereof, please contact ct.info@element.com.

7.6.19 CDD Diversity Radiated Band Edge Measurements (20MHz BW) §15.407(b.1)(b.2) §15.205 §15.209; RSS-Gen [8.9]

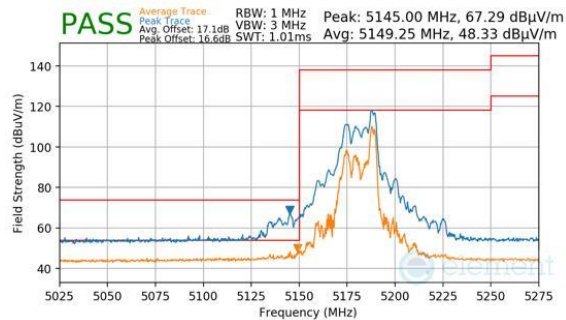
RU26



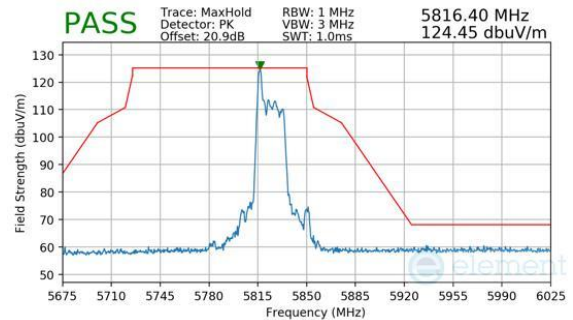
Plot 7-454. CDD Diversity (Peak & Average, RU26, Index 0, Ch.36, MCS11)



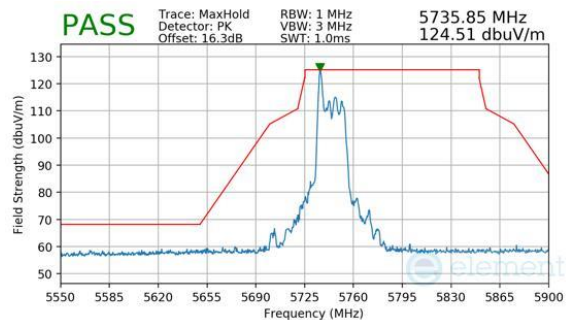
Plot 7-457. CDD Diversity (Peak, RU26, Index 8, Ch.149, MCS11)



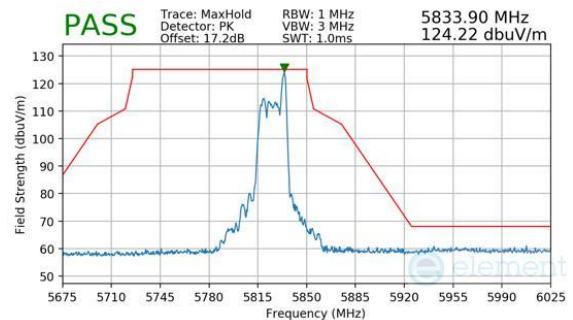
Plot 7-455. CDD Diversity (Peak & Average, RU26, Index 8, Ch.36, MCS11)



Plot 7-458. CDD Diversity (Peak, RU26, Index 0, Ch.165, MCS11)



Plot 7-456. CDD Diversity (Peak, RU26, Index 0, Ch.149, MCS11)



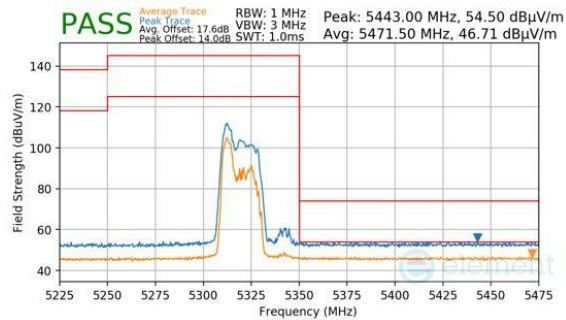
Plot 7-459. CDD Diversity (Peak, RU26, Index 8, Ch.165, MCS11)

FCC ID: BCGA3269 IC: 579C-A3269		MEASUREMENT REPORT (CERTIFICATION)	Approved by: Technical Manager
Test Report S/N: 1C2410210075-22-R1.BCG	Test Dates: 10/25/2024 - 1/14/2025	EUT Type: Tablet Device	Page 264 of 297

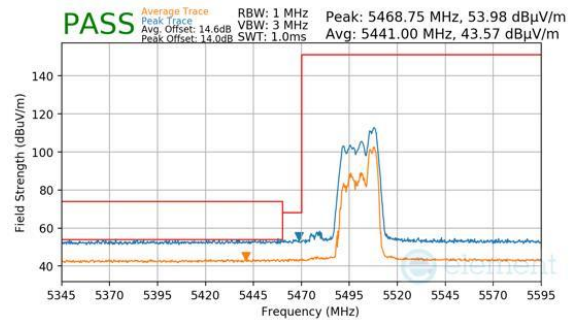
V 10.6 10/27/2023

Unless otherwise specified, no part of this report may be reproduced or utilized in any part, form or by any means, electronic or mechanical, including photocopying and microfilm, without permission in writing from Element Materials Technology. If you have any questions about this or have an enquiry about obtaining additional rights to this report or assembly of contents thereof, please contact ct.info@element.com.

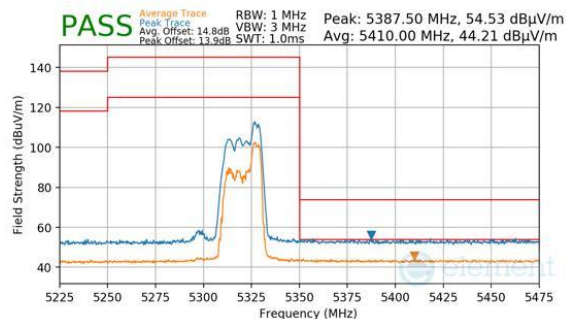
RU52



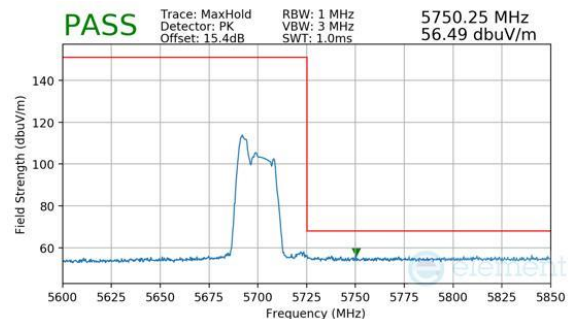
Plot 7-460. CDD Diversity (Peak & Average, RU52, Index 37, Ch.64, MCS11)



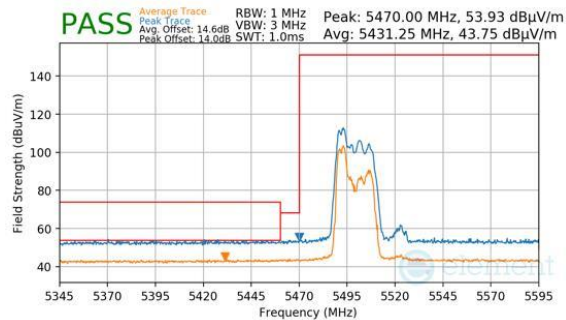
Plot 7-463. CDD Diversity (Peak & Average, RU52, Index 40, Ch.100, MCS11)



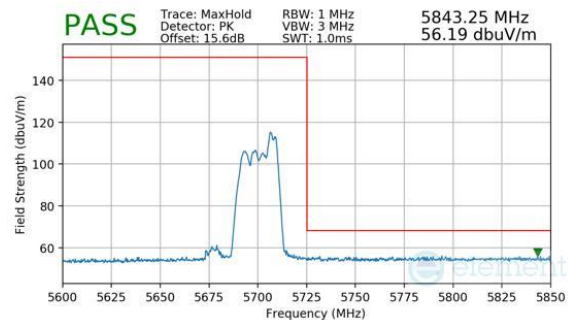
Plot 7-461. CDD Diversity (Peak & Average, RU52, Index 40, Ch.64, MCS11)



Plot 7-464. CDD Diversity (Peak, RU52, Index 37, Ch.140, MCS11)



Plot 7-462. CDD Diversity (Peak & Average, RU52, Index 37, Ch.100, MCS11)



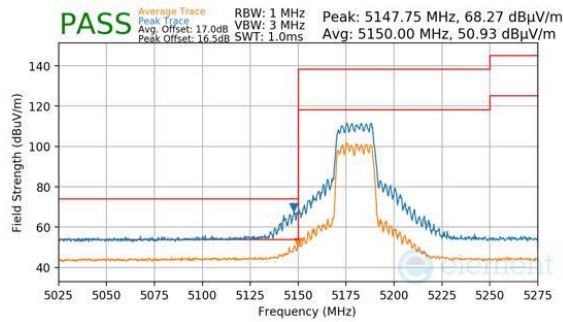
Plot 7-465. CDD Diversity (Peak, RU52, Index 40, Ch.140, MCS11)

FCC ID: BCGA3269 IC: 579C-A3269		MEASUREMENT REPORT (CERTIFICATION)	Approved by: Technical Manager
Test Report S/N: 1C2410210075-22-R1.BCG	Test Dates: 10/25/2024 - 1/14/2025	EUT Type: Tablet Device	Page 265 of 297

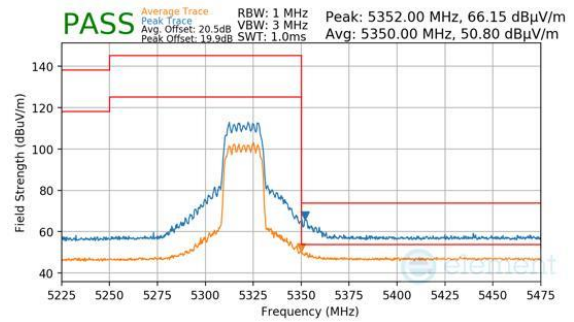
V 10.6 10/27/2023

Unless otherwise specified, no part of this report may be reproduced or utilized in any part, form or by any means, electronic or mechanical, including photocopying and microfilm, without permission in writing from Element Materials Technology. If you have any questions about this or have an enquiry about obtaining additional rights to this report or assembly of contents thereof, please contact ct.info@element.com.

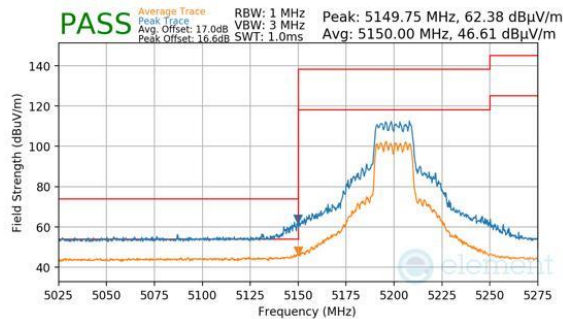
RU242



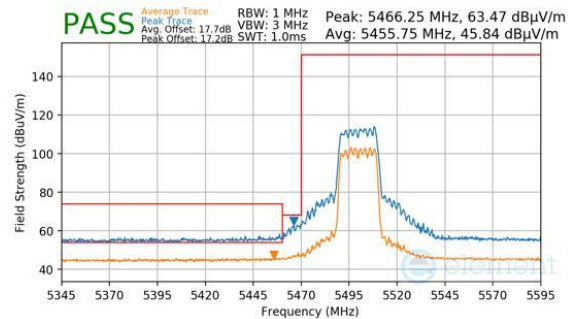
Plot 7-466. CDD Diversity (Peak & Average, RU242, Index 61, Ch.36, MCS11)



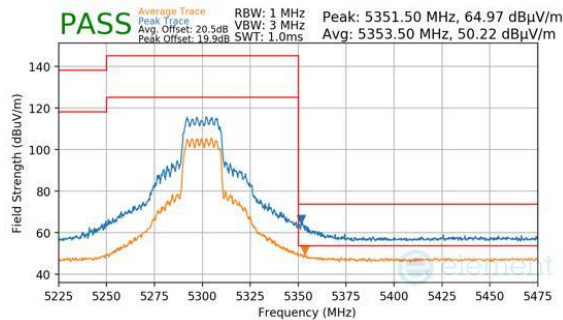
Plot 7-469. CDD Diversity (Peak & Average, RU242, Index 61, Ch.64, MCS11)



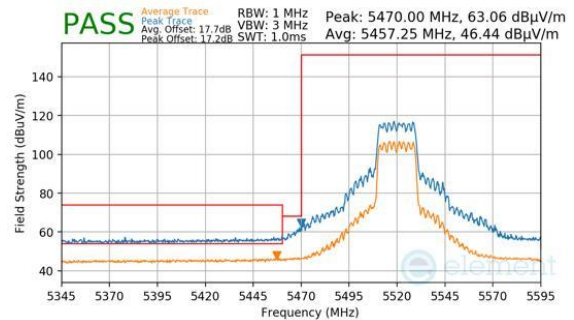
Plot 7-467. CDD Diversity (Peak & Average, RU242, Index 61, Ch.40, MCS11)



Plot 7-470. CDD Diversity (Peak & Average, RU242, Index 61, Ch.100, MCS11)



Plot 7-468. CDD Diversity (Peak & Average, RU242, Index 61, Ch.60, MCS11)

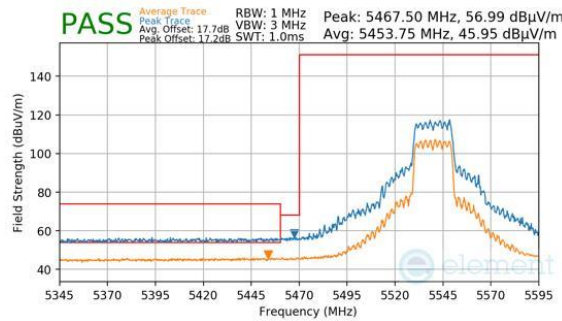


Plot 7-471. CDD Diversity (Peak & Average, RU242, Index 61, Ch.104, MCS11)

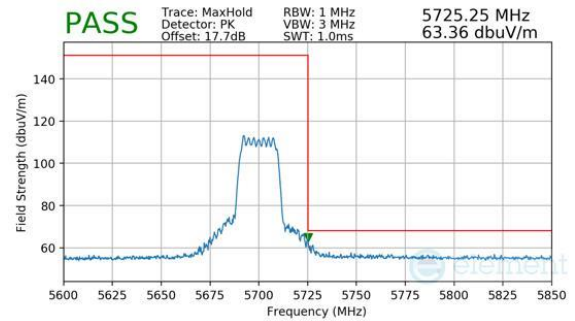
FCC ID: BCGA3269 IC: 579C-A3269		MEASUREMENT REPORT (CERTIFICATION)	Approved by: Technical Manager
Test Report S/N: 1C2410210075-22-R1.BCG	Test Dates: 10/25/2024 - 1/14/2025	EUT Type: Tablet Device	Page 266 of 297

V 10.6 10/27/2023

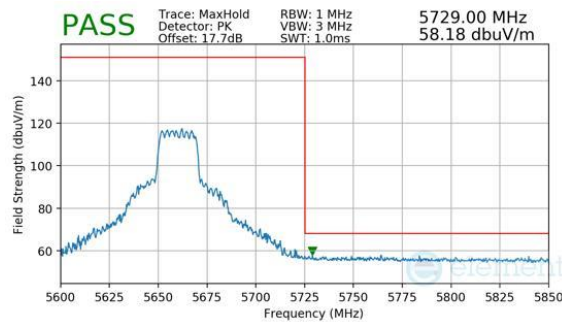
Unless otherwise specified, no part of this report may be reproduced or utilized in any part, form or by any means, electronic or mechanical, including photocopying and microfilm, without permission in writing from Element Materials Technology. If you have any questions about this or have an enquiry about obtaining additional rights to this report or assembly of contents thereof, please contact ct.info@element.com.



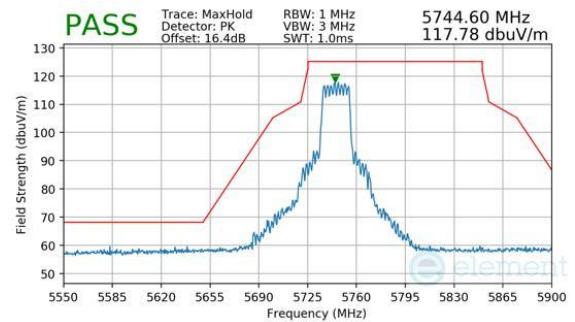
Plot 7-472. CDD Diversity (Peak & Average, RU242, Index 61, Ch.108, MCS11)



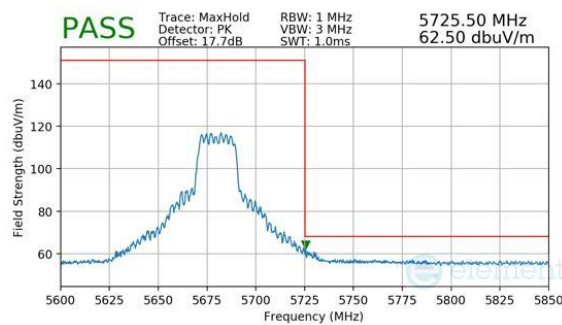
Plot 7-475. CDD Diversity (Peak, RU242, Index 61, Ch.140, MCS11)



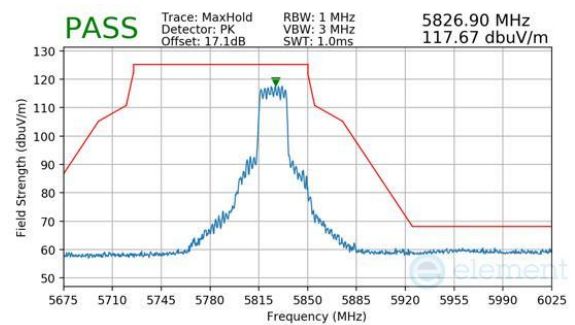
Plot 7-473. CDD Diversity (Peak, RU242, Index 61, Ch.132, MCS11)



Plot 7-476. CDD Diversity (Peak, RU242, Index 61, Ch.149, MCS11)



Plot 7-474. CDD Diversity (Peak, RU242, Index 61, Ch.136, MCS11)



Plot 7-477. CDD Diversity (Peak, RU242, Index 61, Ch.165, MCS11)

FCC ID: BCGA3269 IC: 579C-A3269		MEASUREMENT REPORT (CERTIFICATION)	Approved by: Technical Manager
Test Report S/N: 1C2410210075-22-R1.BCG	Test Dates: 10/25/2024 - 1/14/2025	EUT Type: Tablet Device	Page 267 of 297

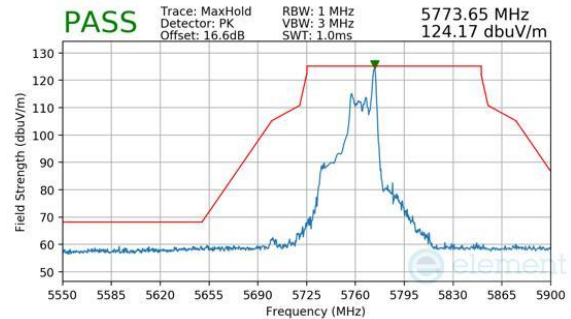
7.6.20 CDD Diversity Radiated Band Edge Measurements (40MHz BW)

\$15.407(b.1)(b.2) \$15.205 \$15.209; RSS-Gen [8.9]

RU26



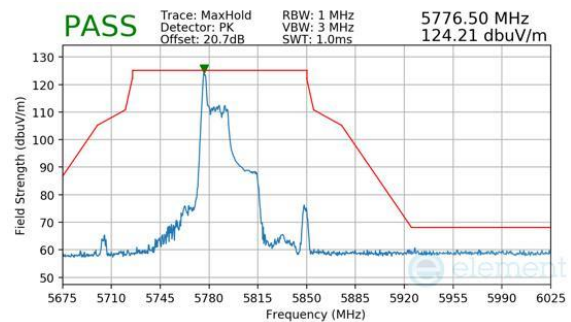
Plot 7-478. CDD Diversity (Peak & Average, RU26, Index 0, Ch.38, MCS11)



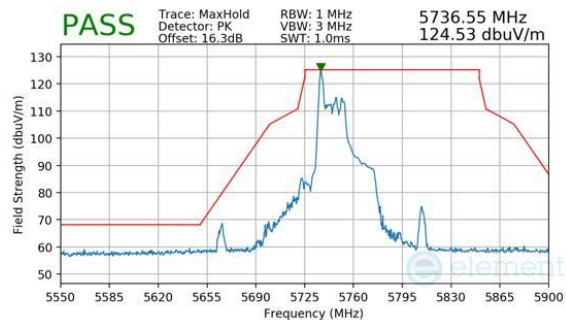
Plot 7-481. CDD Diversity (Peak, RU26, Index 17, Ch.151, MCS11)



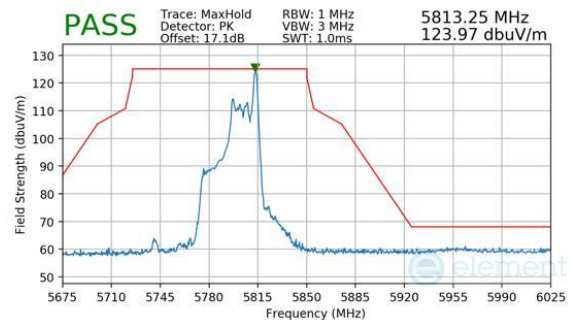
Plot 7-479. CDD Diversity (Peak & Average, RU26, Index 17, Ch.38, MCS11)



Plot 7-482. CDD Diversity (Peak, RU26, Index 0, Ch.159, MCS11)



Plot 7-480. CDD Diversity (Peak, RU26, Index 0, Ch.151, MCS11)



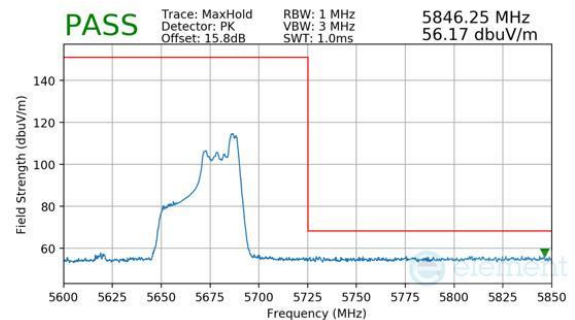
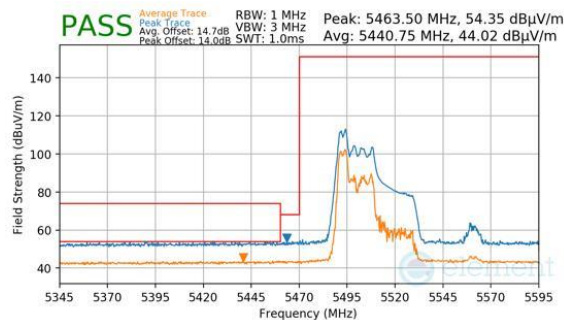
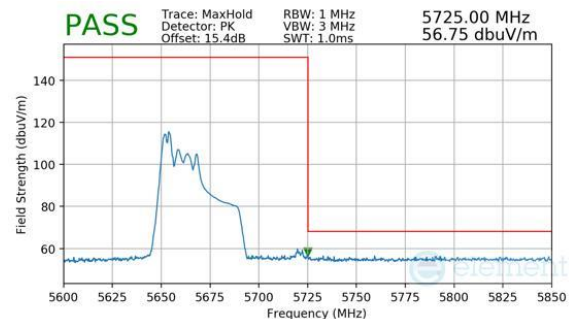
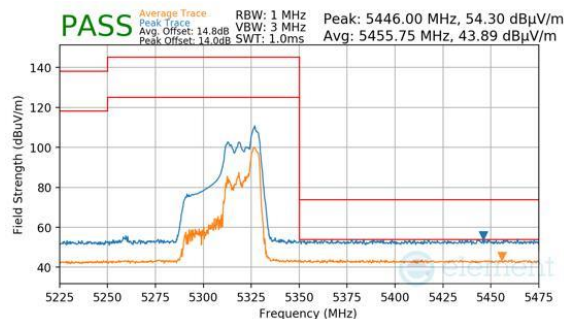
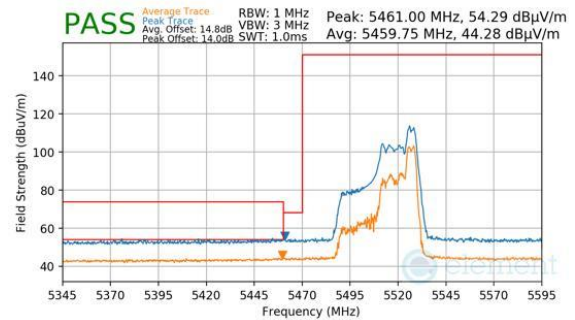
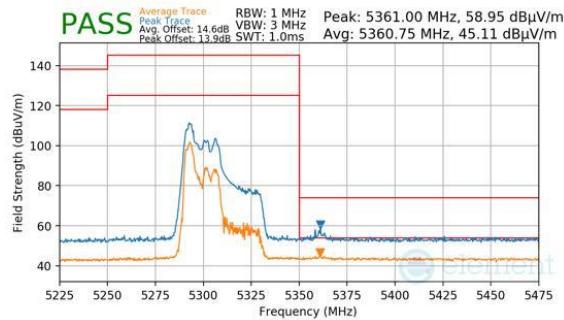
Plot 7-483. CDD Diversity (Peak, RU26, Index 17, Ch.159, MCS11)

FCC ID: BCGA3269 IC: 579C-A3269		MEASUREMENT REPORT (CERTIFICATION)	Approved by: Technical Manager
Test Report S/N: 1C2410210075-22-R1.BCG	Test Dates: 10/25/2024 - 1/14/2025	EUT Type: Tablet Device	Page 268 of 297

V 10.6 10/27/2023

Unless otherwise specified, no part of this report may be reproduced or utilized in any part, form or by any means, electronic or mechanical, including photocopying and microfilm, without permission in writing from Element Materials Technology. If you have any questions about this or have an enquiry about obtaining additional rights to this report or assembly of contents thereof, please contact ct.info@element.com.

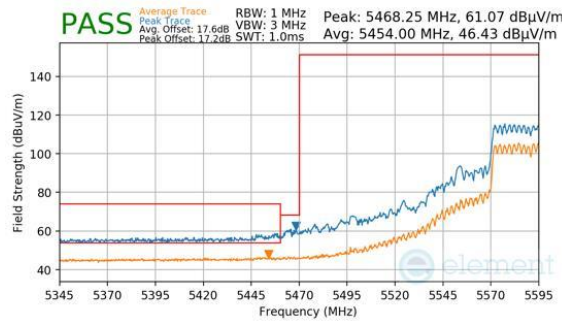
RU52



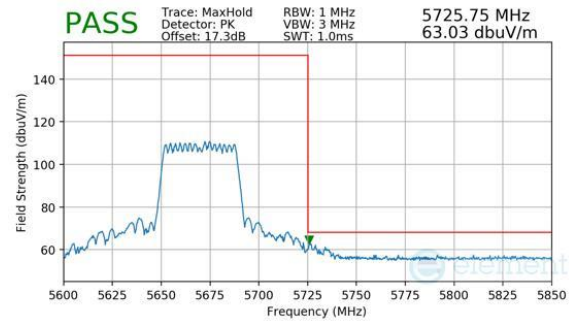
FCC ID: BCGA3269 IC: 579C-A3269		MEASUREMENT REPORT (CERTIFICATION)	Approved by: Technical Manager
Test Report S/N: 1C2410210075-22-R1.BCG	Test Dates: 10/25/2024 - 1/14/2025	EUT Type: Tablet Device	Page 269 of 297

V 10.6 10/27/2023

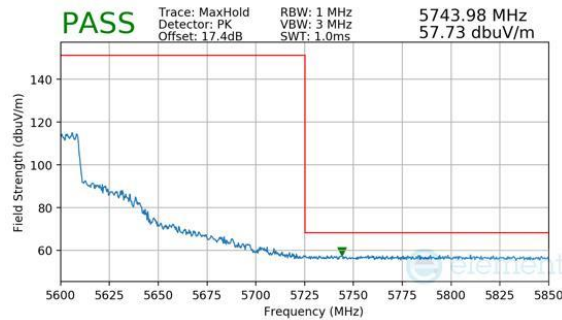
Unless otherwise specified, no part of this report may be reproduced or utilized in any part, form or by any means, electronic or mechanical, including photocopying and microfilm, without permission in writing from Element Materials Technology. If you have any questions about this or have an enquiry about obtaining additional rights to this report or assembly of contents thereof, please contact ct.info@element.com.



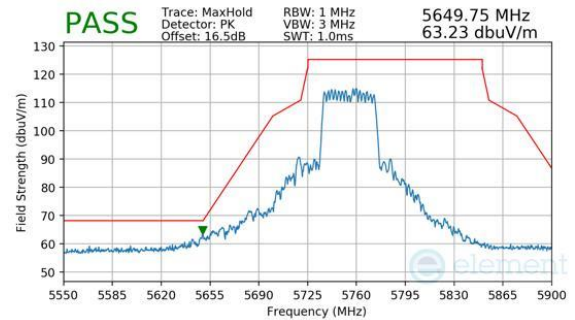
(FCC Only) Plot 7-496. CDD Diversity (Peak & Average, RU484, Index 65, Ch.118, MCS11)



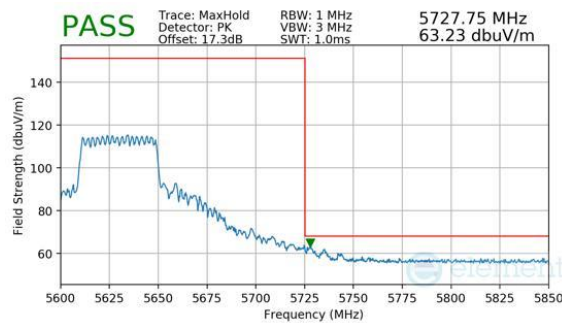
Plot 7-499. CDD Diversity (Peak, RU484, Index 65, Ch.134, MCS11)



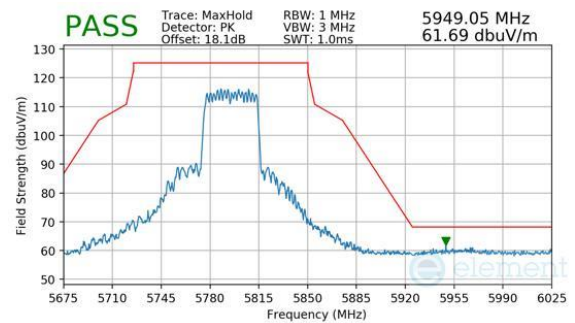
Plot 7-497. (FCC Only) CDD Diversity (Peak, RU484, Index 65, Ch.118, MCS11)



Plot 7-500. CDD Diversity (Peak, RU484, Index 65, Ch.151, MCS11)



Plot 7-498. (FCC Only) CDD Diversity (Peak, RU484, Index 65, Ch.126, MCS11)

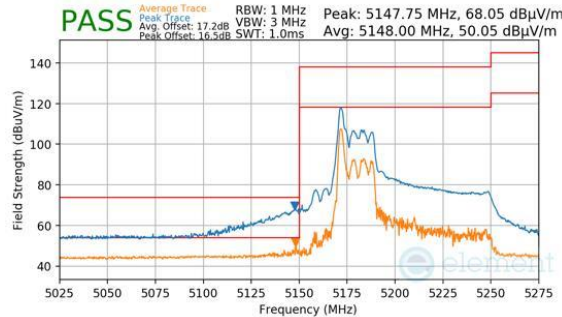


Plot 7-501. CDD Diversity (Peak, RU484, Index 65, Ch.159, MCS11)

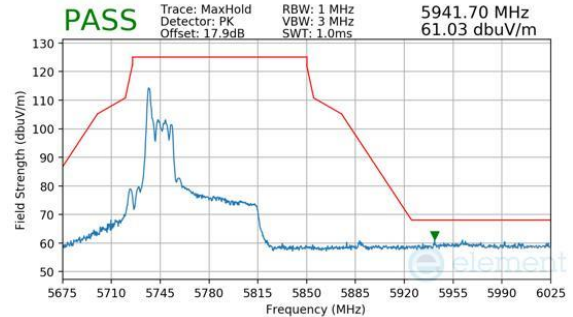
FCC ID: BCGA3269 IC: 579C-A3269		MEASUREMENT REPORT (CERTIFICATION)	Approved by: Technical Manager
Test Report S/N: 1C2410210075-22-R1.BCG	Test Dates: 10/25/2024 - 1/14/2025	EUT Type: Tablet Device	Page 271 of 297

7.6.21 CDD Diversity Radiated Band Edge Measurements (80MHz BW) §15.407(b.1)(b.2) §15.205 §15.209; RSS-Gen [8.9]

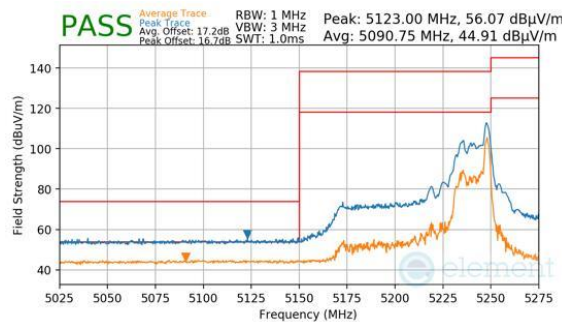
RU26



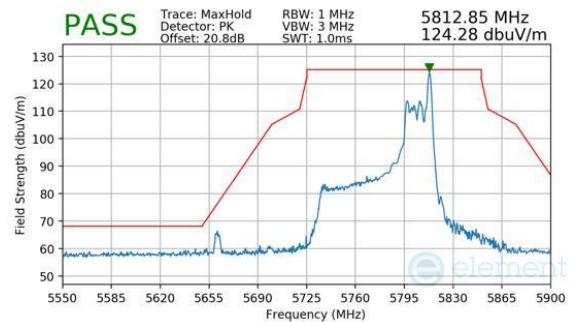
Plot 7-502. CDD Diversity (Peak & Average, RU26, Index 0, Ch.42, MCS11)



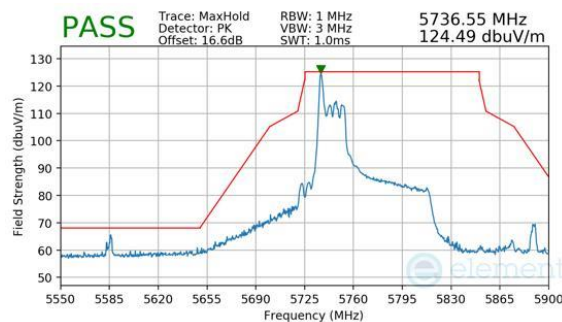
Plot 7-505. CDD Diversity (Peak, RU26, Index 0, Ch.155, MCS11)



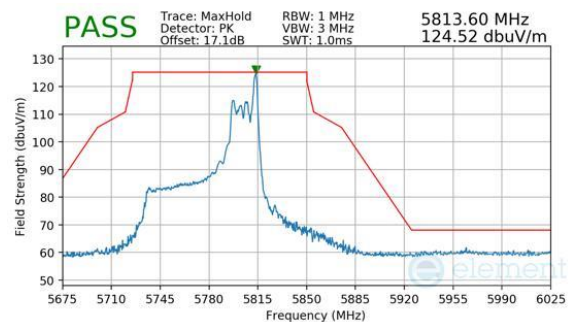
Plot 7-503. CDD Diversity (Peak & Average, RU26, Index 36, Ch.42, MCS11)



Plot 7-506. CDD Diversity (Peak, RU26, Index 36, Ch.155, MCS11)



Plot 7-504. CDD Diversity (Peak, RU26, Index 0, Ch.155, MCS11)



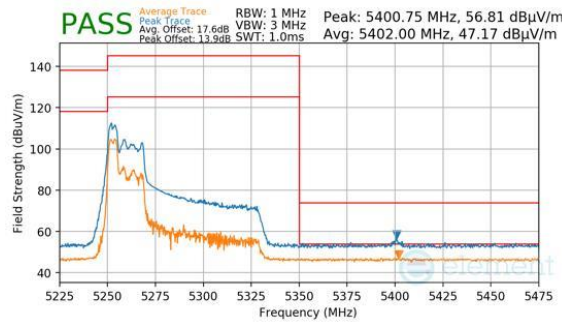
Plot 7-507. CDD Diversity (Peak, RU26, Index 36, Ch.155, MCS11)

FCC ID: BCGA3269 IC: 579C-A3269		MEASUREMENT REPORT (CERTIFICATION)	Approved by: Technical Manager
Test Report S/N: 1C2410210075-22-R1.BCG	Test Dates: 10/25/2024 - 1/14/2025	EUT Type: Tablet Device	Page 272 of 297

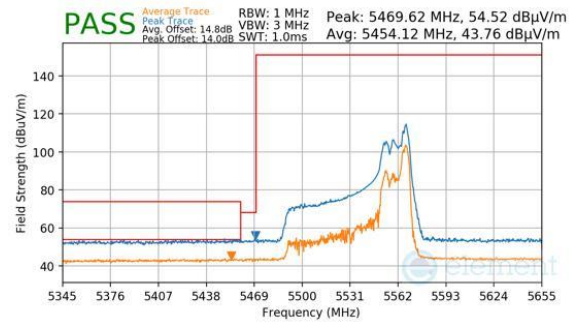
V 10.6 10/27/2023

Unless otherwise specified, no part of this report may be reproduced or utilized in any part, form or by any means, electronic or mechanical, including photocopying and microfilm, without permission in writing from Element Materials Technology. If you have any questions about this or have an enquiry about obtaining additional rights to this report or assembly of contents thereof, please contact ct.info@element.com.

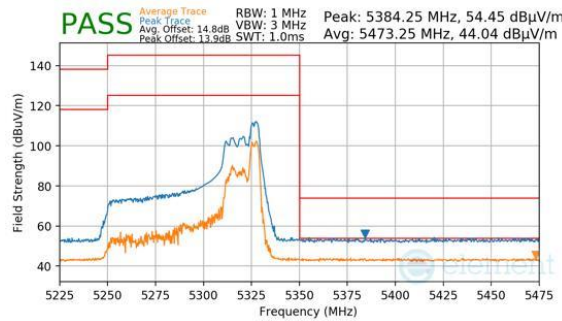
RU52



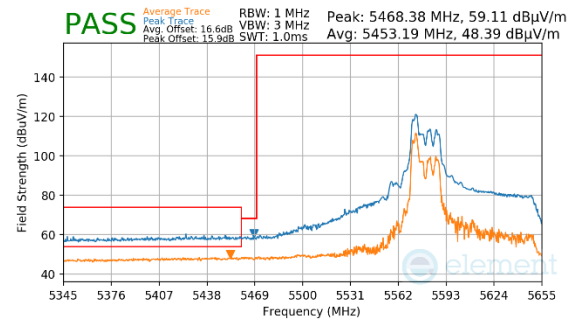
Plot 7-508. CDD Diversity (Peak & Average, RU52, Index 37, Ch.58, MCS11)



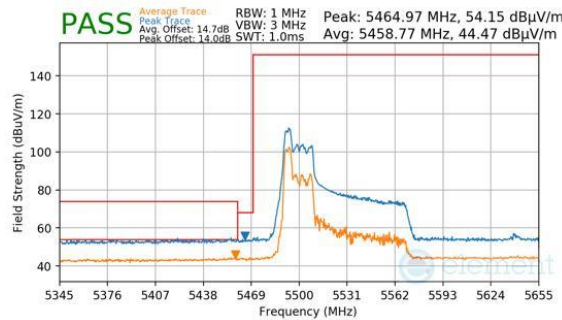
Plot 7-511. CDD Diversity (Peak & Average, RU52, Index 52, Ch.106, MCS11)



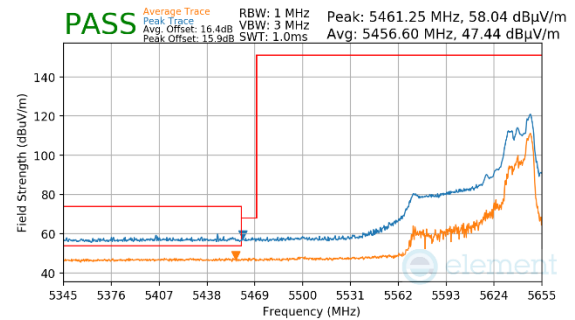
Plot 7-509. CDD Diversity (Peak & Average, RU52, Index 52, Ch.58, MCS11)



Plot 7-512. (FCC Only) CDD Diversity (Peak & Average, RU52, Index 37, Ch.122, MCS11)



Plot 7-510. CDD Diversity (Peak & Average, RU52, Index 37, Ch.106, MCS11)

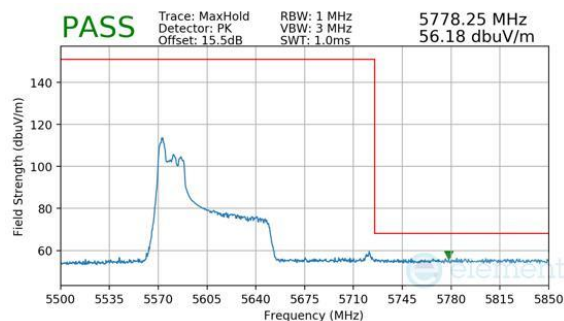


Plot 7-513. (FCC Only) CDD Diversity (Peak & Average, RU52, Index 52, Ch.122, MCS11)

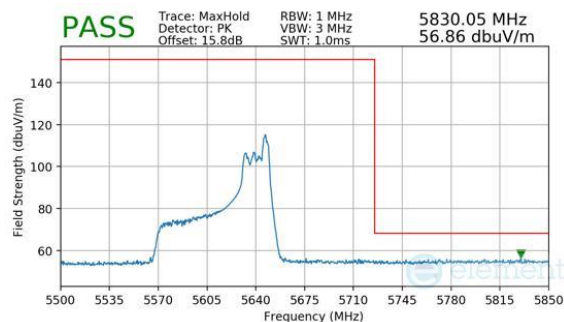
FCC ID: BCGA3269 IC: 579C-A3269		MEASUREMENT REPORT (CERTIFICATION)	Approved by: Technical Manager
Test Report S/N: 1C2410210075-22-R1.BCG	Test Dates: 10/25/2024 - 1/14/2025	EUT Type: Tablet Device	Page 273 of 297

V 10.6 10/27/2023

Unless otherwise specified, no part of this report may be reproduced or utilized in any part, form or by any means, electronic or mechanical, including photocopying and microfilm, without permission in writing from Element Materials Technology. If you have any questions about this or have an enquiry about obtaining additional rights to this report or assembly of contents thereof, please contact ct.info@element.com.



Plot 7-514. (FCC Only) CDD Diversity (Peak, RU52, Index 37, Ch.122, MCS11)

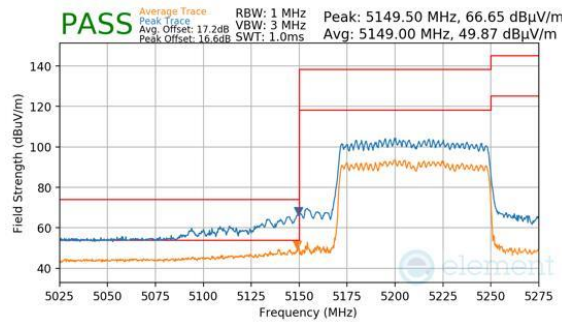


Plot 7-515. (FCC Only) CDD Diversity (Peak, RU52, Index 52, Ch.122, MCS11)

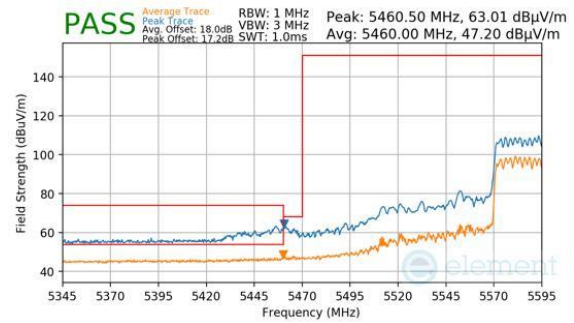
FCC ID: BCGA3269 IC: 579C-A3269		MEASUREMENT REPORT (CERTIFICATION)	Approved by: Technical Manager
Test Report S/N: 1C2410210075-22-R1.BCG	Test Dates: 10/25/2024 - 1/14/2025	EUT Type: Tablet Device	Page 274 of 297

V 10.6 10/27/2023

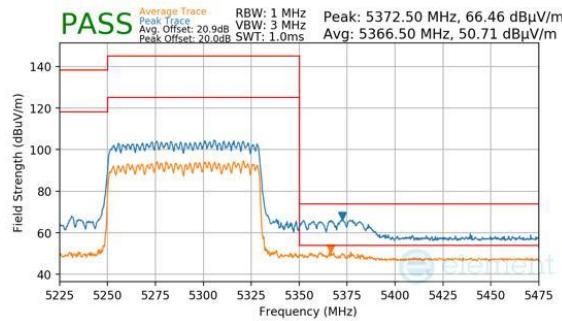
RU996



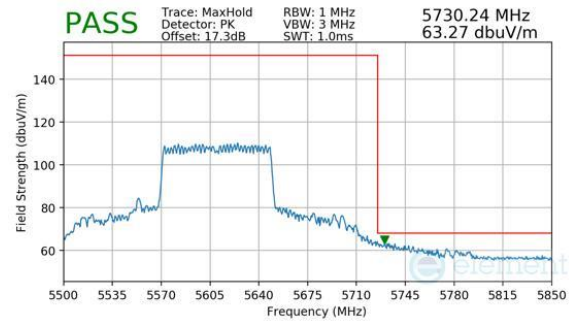
Plot 7-516. CDD Diversity (Peak & Average, RU996, Index 67, Ch.42, MCS11)



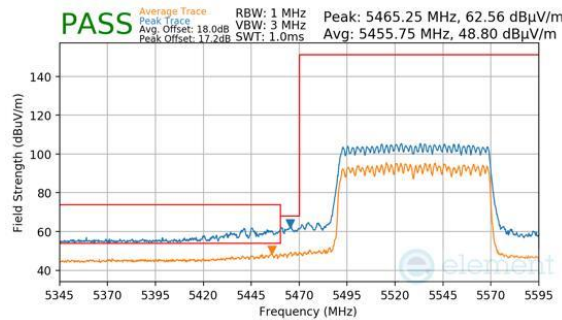
Plot 7-519. (FCC Only) CDD Diversity (Peak & Average, RU996, Index 67, Ch.122, MCS11)



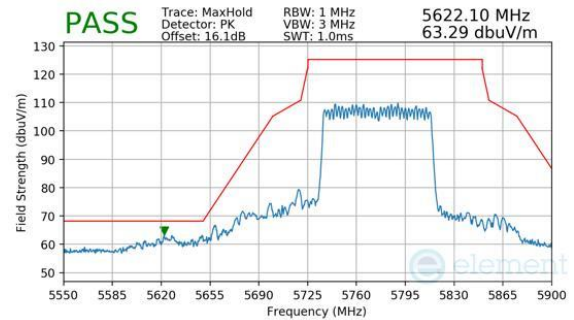
Plot 7-517. CDD Diversity (Peak & Average, RU996, Index 67, Ch.58, MCS11)



Plot 7-520. (FCC Only) CDD Diversity (Peak, RU996, Index 67, Ch.122, MCS11)



Plot 7-518. CDD Diversity (Peak & Average, RU996, Index 67, Ch.106, MCS11)

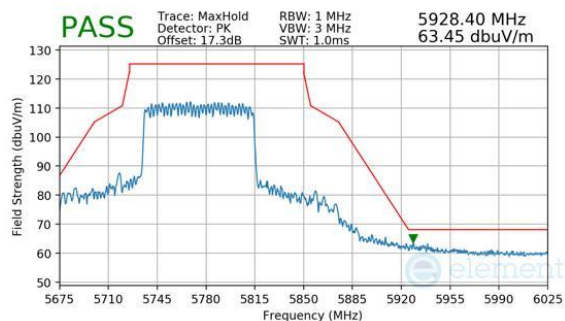


Plot 7-521. CDD Diversity (Peak, RU996, Index 67, Ch.155, MCS11)

FCC ID: BCGA3269 IC: 579C-A3269		MEASUREMENT REPORT (CERTIFICATION)	Approved by: Technical Manager
Test Report S/N: 1C2410210075-22-R1.BCG	Test Dates: 10/25/2024 - 1/14/2025	EUT Type: Tablet Device	Page 275 of 297

V 10.6 10/27/2023

Unless otherwise specified, no part of this report may be reproduced or utilized in any part, form or by any means, electronic or mechanical, including photocopying and microfilm, without permission in writing from Element Materials Technology. If you have any questions about this or have an enquiry about obtaining additional rights to this report or assembly of contents thereof, please contact ct.info@element.com.



Plot 7-522. CDD Diversity (Peak, RU996, Index 67, Ch.155, MCS11)

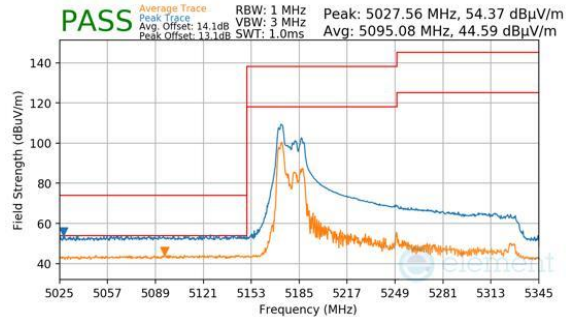
FCC ID: BCGA3269 IC: 579C-A3269	 MEASUREMENT REPORT (CERTIFICATION)		Approved by: Technical Manager
Test Report S/N: 1C2410210075-22-R1.BCG	Test Dates: 10/25/2024 - 1/14/2025	EUT Type: Tablet Device	Page 276 of 297

V 10.6 10/27/2023

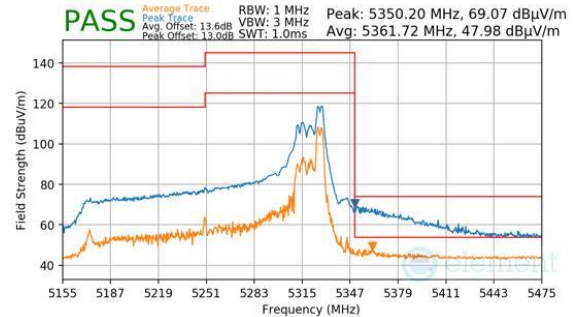
7.6.22 CDD Diversity Radiated Band Edge Measurements (160MHz BW)

§15.407(b.1)(b.2) §15.205 §15.209; RSS-Gen [8.9]

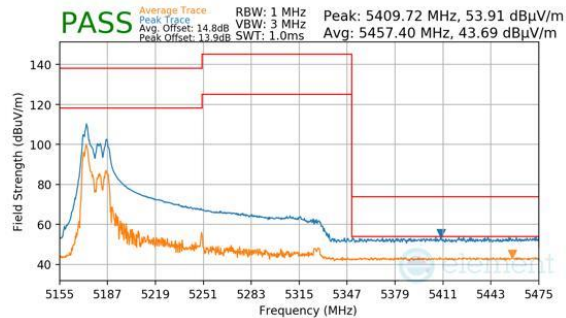
RU52



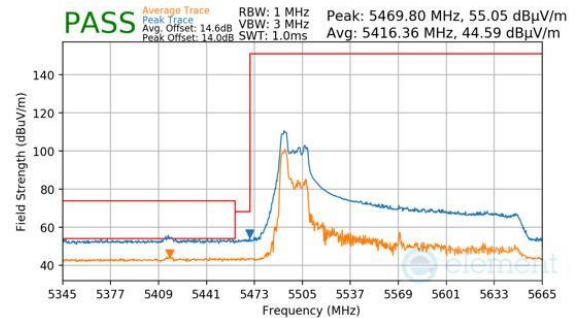
Plot 7-523. CDD Diversity (Peak & Average, RU52, Index 37, Ch.50, MCS11)



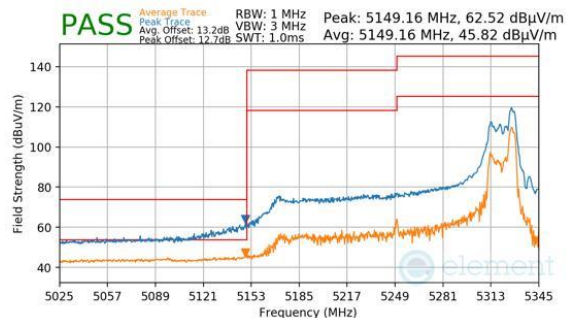
Plot 7-526. CDD Diversity (Peak & Average, RU52, Index 52, Ch.50, MCS11)



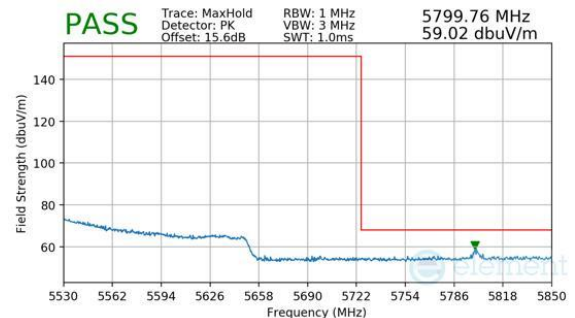
Plot 7-524. CDD Diversity (Peak & Average, RU52, Index 37, Ch.50, MCS11)



Plot 7-527. (FCC Only) CDD Diversity (Peak & Average, RU52, Index 37, Ch.114, MCS11)



Plot 7-525. CDD Diversity (Peak & Average, RU52, Index 52, Ch.50, MCS11)

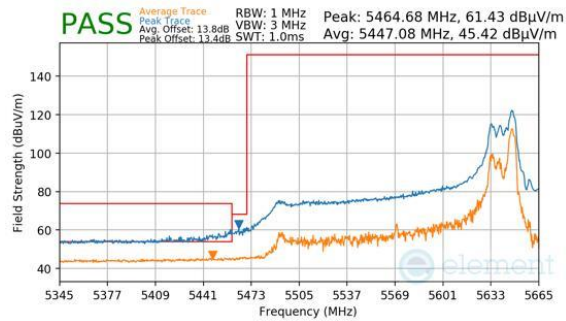


Plot 7-528. (FCC Only) CDD Diversity (Peak, RU52, Index 37, Ch.114, MCS11)

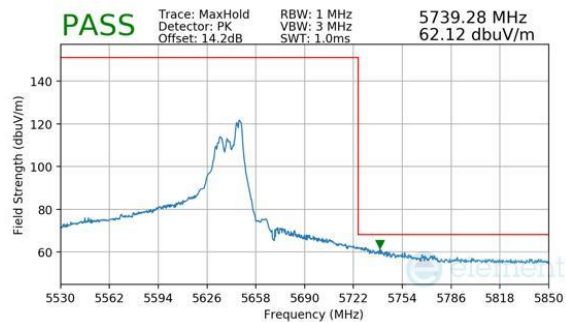
FCC ID: BCGA3269 IC: 579C-A3269		MEASUREMENT REPORT (CERTIFICATION)	Approved by: Technical Manager
Test Report S/N: 1C2410210075-22-R1.BCG	Test Dates: 10/25/2024 - 1/14/2025	EUT Type: Tablet Device	Page 277 of 297

V 10.6 10/27/2023

Unless otherwise specified, no part of this report may be reproduced or utilized in any part, form or by any means, electronic or mechanical, including photocopying and microfilm, without permission in writing from Element Materials Technology. If you have any questions about this or have an enquiry about obtaining additional rights to this report or assembly of contents thereof, please contact ct.info@element.com.



Plot 7-529. (FCC Only) CDD Diversity (Peak & Average, RU52, Index 52, Ch.114, MCS11)



Plot 7-530. (FCC Only) CDD Diversity (Peak, RU52, Index 52, Ch.114, MCS11)

FCC ID: BCGA3269 IC: 579C-A3269		MEASUREMENT REPORT (CERTIFICATION)	Approved by: Technical Manager
Test Report S/N: 1C2410210075-22-R1.BCG	Test Dates: 10/25/2024 - 1/14/2025	EUT Type: Tablet Device	Page 278 of 297

V 10.6 10/27/2023

7.7 Radiated Spurious Emissions – Below 1GHz

§15.209; RSS-Gen [8.9]

Test Overview and Limit

All out of band radiated spurious emissions are measured with a spectrum analyzer connected to a receive antenna while the EUT is operating at its maximum duty cycle, at maximum power, and at the appropriate frequencies. All data rates and modes were investigated for radiated spurious emissions. Only the radiated emissions of the configuration that produced the worst case emissions are reported in this section.

All out of band emissions appearing in a restricted band as specified in Section 15.205 of the Title 47 CFR and Table 7 of RSS-Gen (8.10) must not exceed the limits shown in Table 7-251 per Section 15.209 and RSS-Gen (8.9).

Frequency	Field Strength [μV/m]	Measured Distance [Meters]
0.009 – 0.490 MHz	2400/F (kHz)	300
0.490 – 1.705 MHz	24000/F (kHz)	30
1.705 – 30.00 MHz	30	30
30.00 – 88.00 MHz	100	3
88.00 – 216.0 MHz	150	3
216.0 – 960.0 MHz	200	3
Above 960.0 MHz	500	3

Table 7-251. Radiated Limits

Test Procedures Used

ANSI C63.10-2020

Test Settings

Quasi-Peak Field Strength Measurements

1. Analyzer center frequency was set to the frequency of the radiated spurious emission of interest
2. RBW = 120kHz (for emissions from 30MHz – 1GHz)
3. Detector = quasi-peak
4. Sweep time = auto couple
5. Trace mode = max hold
6. Trace was allowed to stabilize

Peak Field Strength Measurements

1. Analyzer center frequency was set to the frequency of the radiated spurious emission of interest
2. RBW = 120kHz (for emissions from 30MHz – 1GHz)
3. VBW = 300kHz
4. Detector = peak
5. Sweep time = auto couple
6. Trace mode = max hold
7. Trace was allowed to stabilize

FCC ID: BCGA3269 IC: 579C-A3269		MEASUREMENT REPORT (CERTIFICATION)	Approved by: Technical Manager
Test Report S/N: 1C2410210075-22-R1.BCG	Test Dates: 10/25/2024 - 1/14/2025	EUT Type: Tablet Device	Page 280 of 297

V 10.6 10/27/2023

Test Setup

The EUT and measurement equipment were set up as shown in the diagrams below.

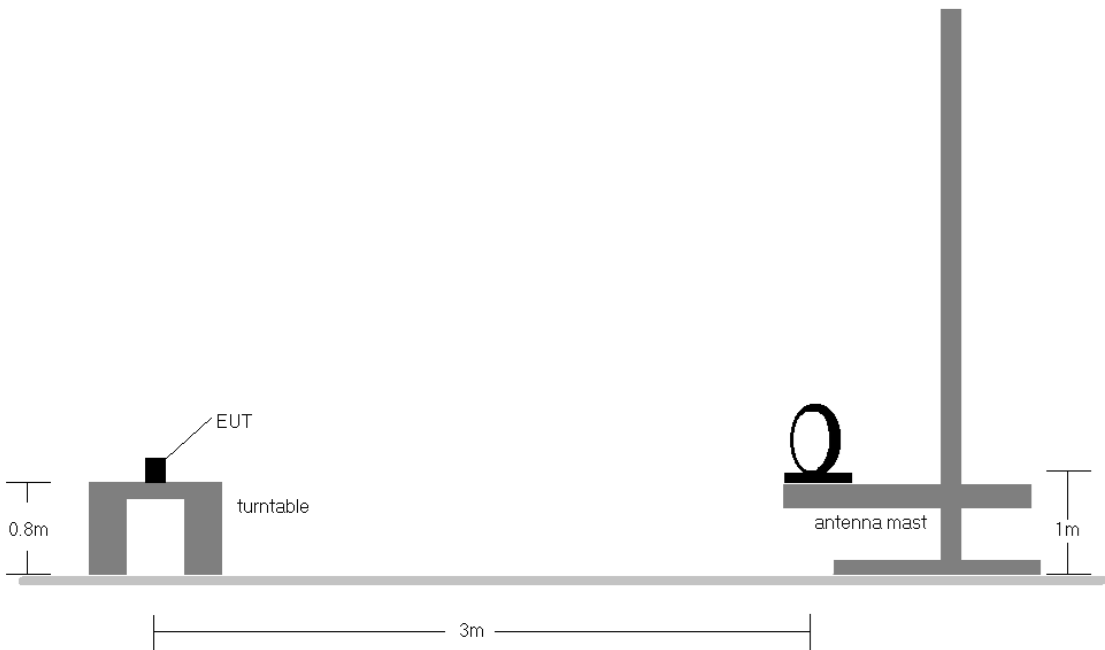


Figure 7-6. Radiated Test Setup < 30MHz

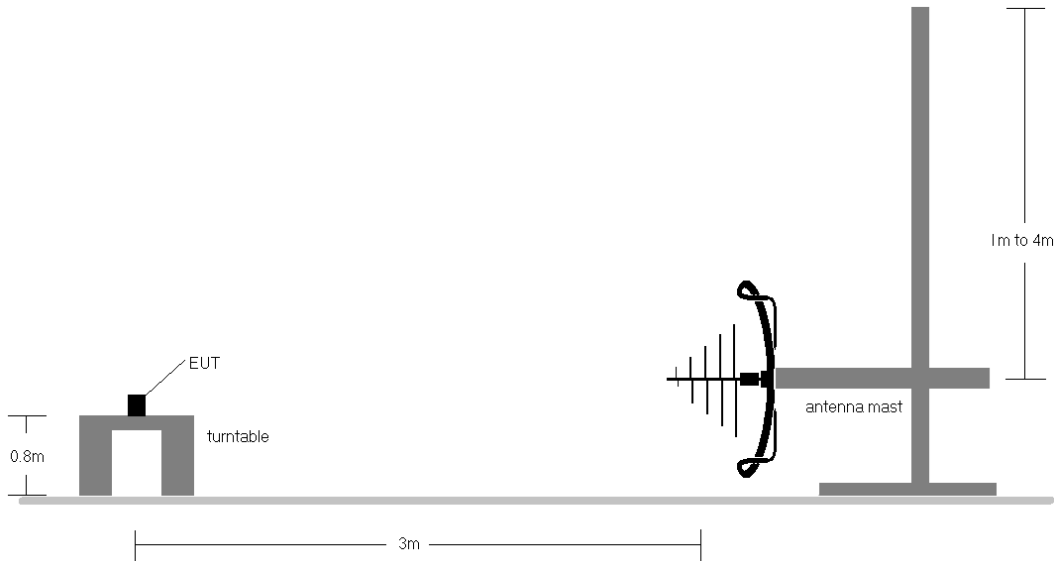


Figure 7-7. Radiated Test Setup < 1GHz

FCC ID: BCGA3269 IC: 579C-A3269		MEASUREMENT REPORT (CERTIFICATION)	Approved by: Technical Manager
Test Report S/N: 1C2410210075-22-R1.BCG	Test Dates: 10/25/2024 - 1/14/2025	EUT Type: Tablet Device	Page 281 of 297

V 10.6 10/27/2023

Test Notes

1. All emissions lying in restricted bands specified in §15.205 and RSS-Gen (8.10) are below the limit shown in Table 7-251.
2. The broadband receive antenna is manipulated through vertical and horizontal polarizations during the tests. The EUT is manipulated through three orthogonal planes. For below 30MHz the loop antenna was positioned in 3 orthogonal planes (X front, Y side, Z top) to determine the orientation resulting in the worst case emissions.
3. This unit was tested with its standard battery.
4. The spectrum is investigated using a peak detector and final measurements are recorded using CISPR quasi peak detector for emissions within 6dB of the limit.
5. Emissions were measured at a 3 meter test distance.
6. Emissions are investigated while operating on the center channel of the mode, band, and modulation that produced the worst case results during the transmitter spurious emissions testing.
7. No spurious emissions were detected within 20dB of the limit below 30MHz.
8. The results recorded using the broadband antenna is known to correlate with the results obtained by using a tuned dipole with an acceptable degree of accuracy. The VSWR for the measurement antenna was found to be less than 2:1.
9. All antenna configurations and data rates were investigated and only the worst case are reported.
10. Both configurations below were investigated, and the worst case has been reported.
 - a. EUT powered by AC/DC adaptor via USB-C cable with wire charger
 - b. EUT powered by host PC via USB-C cable with wire charger

Sample Calculations

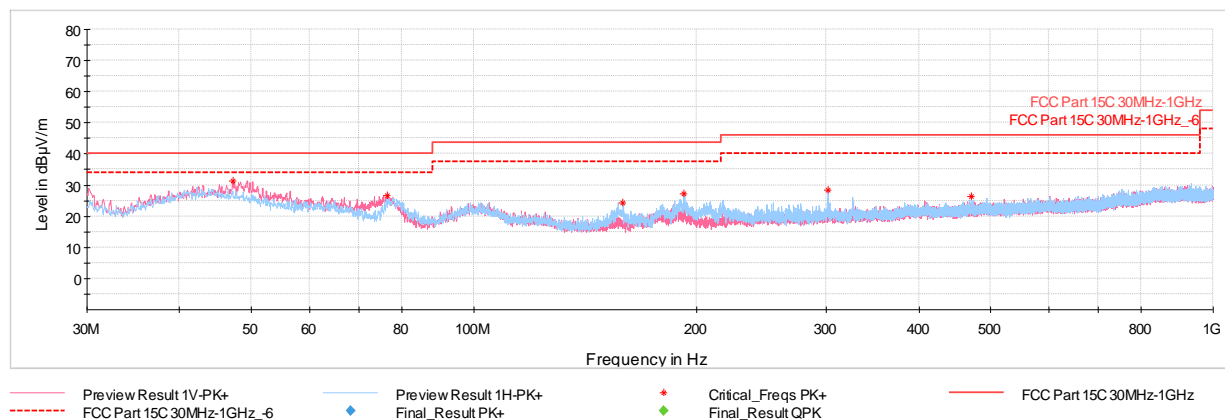
Determining Spurious Emissions Levels

- Field Strength Level $_{[dB\mu V/m]} = \text{Analyzer Level }_{[dBm]} + 107 + \text{AFCL }_{[dB/m]}$
- $\text{AFCL }_{[dB/m]} = \text{Antenna Factor }_{[dB/m]} + \text{Cable Loss }_{[dB]} - \text{Preamplifier Gain }_{[dB]}$
- $\text{Margin }_{[dB]} = \text{Field Strength Level }_{[dB\mu V/m]} - \text{Limit }_{[dB\mu V/m]}$

FCC ID: BCGA3269 IC: 579C-A3269		MEASUREMENT REPORT (CERTIFICATION)	Approved by: Technical Manager
Test Report S/N: 1C2410210075-22-R1.BCG	Test Dates: 10/25/2024 - 1/14/2025	EUT Type: Tablet Device	Page 282 of 297

V 10.6 10/27/2023

7.7.1 CDD Primary Radiated Spurious Emissions (Below 1GHz)



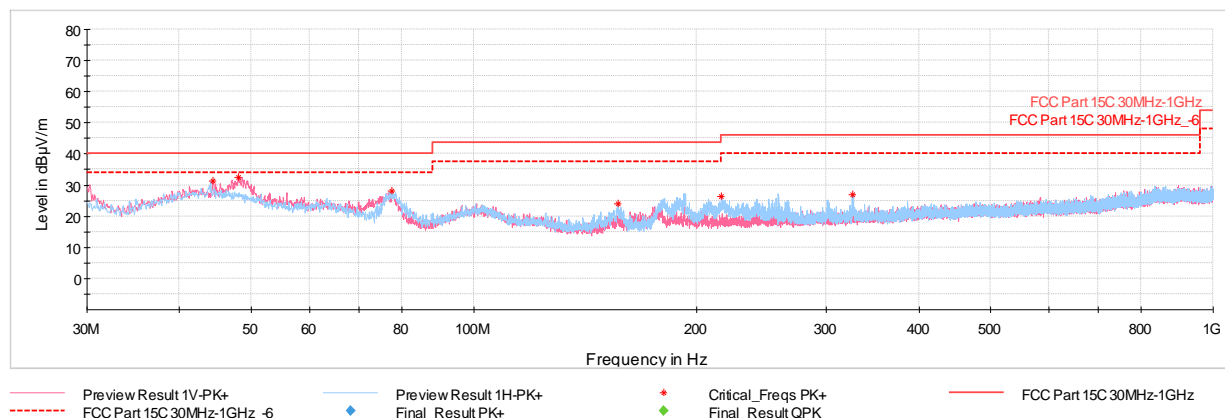
Plot 7-535. RSE below 1GHz CDD Primary (RU26 – Ch.40), with AC/DC Adapter

Frequency [MHz]	Detector	Ant. Pol. [H/V]	Antenna Height [cm]	Turntable Azimuth [degree]	Analyzer Level [dBm]	AFCL [dB/m]	Field Strength [dBμV/m]	Limit [dBμV/m]	Margin [dB]
47.22	Max Peak	V	100	166	-61.29	-14.37	31.34	40.00	-8.66
76.32	Max Peak	V	100	43	-59.07	-21.23	26.70	40.00	-13.30
159.25	Max Peak	H	300	179	-63.89	-18.94	24.17	43.52	-19.35
192.57	Max Peak	H	100	189	-63.52	-16.21	27.27	43.52	-16.25
301.70	Max Peak	H	100	271	-65.44	-13.25	28.31	46.02	-17.71
471.11	Max Peak	H	300	19	-71.68	-9.10	26.22	46.02	-19.80

Table 7-252. RSE below 1GHz CDD Primary (RU26 – Ch.40), with AC/DC Adapter

FCC ID: BCGA3269 IC: 579C-A3269		MEASUREMENT REPORT (CERTIFICATION)	Approved by: Technical Manager
Test Report S/N: 1C2410210075-22-R1.BCG	Test Dates: 10/25/2024 - 1/14/2025	EUT Type: Tablet Device	Page 283 of 297

V 10.6 10/27/2023



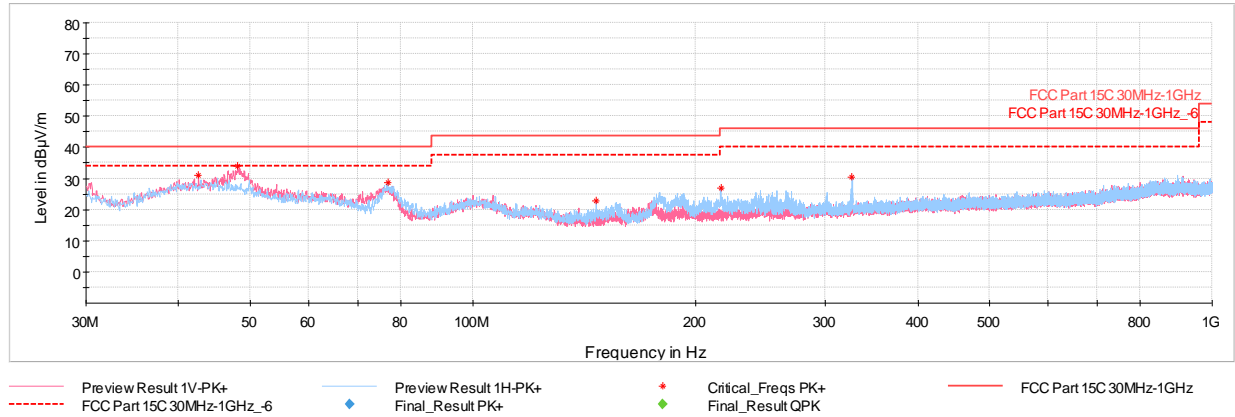
Frequency [MHz]	Detector	Ant. Pol. [H/V]	Antenna Height [cm]	Turntable Azimuth [degree]	Analyzer Level [dBm]	AFCL [dB/m]	Field Strength [dBµV/m]	Limit [dBµV/m]	Margin [dB]
44.41	Max Peak	V	300	59	-61.12	-14.66	31.22	40.00	-8.78
48.04	Max Peak	V	100	323	-59.99	-14.36	32.65	40.00	-7.35
77.48	Max Peak	H	200	232	-57.40	-21.46	28.14	40.00	-11.86
156.97	Max Peak	H	100	158	-63.95	-19.15	23.90	43.52	-19.62
216.48	Max Peak	H	100	194	-64.78	-15.97	26.25	46.02	-19.77
325.95	Max Peak	H	100	71	-67.60	-12.48	26.92	46.02	-19.10

Table 7-253. RSE below 1GHz CDD Primary (RU242– Ch.40), with AC/DC Adapter

FCC ID: BCGA3269 IC: 579C-A3269		MEASUREMENT REPORT (CERTIFICATION)	Approved by: Technical Manager
Test Report S/N: 1C2410210075-22-R1.BCG	Test Dates: 10/25/2024 - 1/14/2025	EUT Type: Tablet Device	Page 284 of 297

V 10.6 10/27/2023

7.7.2 CDD Diversity Radiated Spurious Emissions (Below 1GHz)



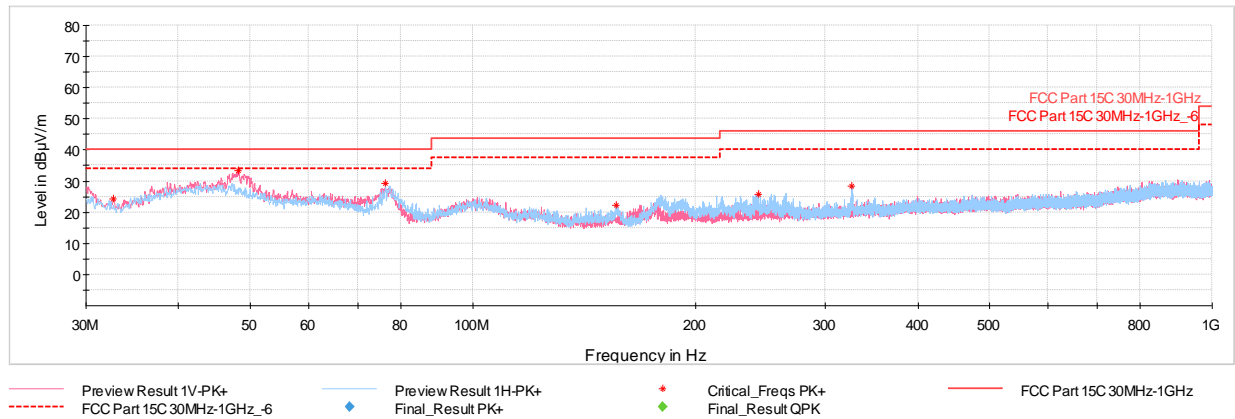
Plot 7-537. RSE below 1GHz CDD Diversity (RU26 – Ch.40), with AC/DC Adapter

Frequency [MHz]	Detector	Ant. Pol. [H/V]	Antenna Height [cm]	Turntable Azimuth [degree]	Analyzer Level [dBm]	AFCL [dB/m]	Field Strength [dBµV/m]	Limit [dBµV/m]	Margin [dB]
42.61	Max Peak	V	100	265	-61.07	-15.01	30.92	40.00	-9.08
48.14	Max Peak	V	100	137	-58.69	-14.36	33.95	40.00	-6.05
76.75	Max Peak	H	300	107	-56.95	-21.32	28.73	40.00	-11.27
146.79	Max Peak	H	200	173	-64.32	-19.92	22.76	43.52	-20.76
216.53	Max Peak	H	100	240	-64.00	-15.97	27.03	46.02	-18.99
325.95	Max Peak	H	100	252	-64.18	-12.48	30.34	46.02	-15.68

Table 7-254. RSE below 1GHz CDD Diversity (RU26 – Ch.40), with AC/DC Adapter

FCC ID: BCGA3269 IC: 579C-A3269		MEASUREMENT REPORT (CERTIFICATION)	Approved by: Technical Manager
Test Report S/N: 1C2410210075-22-R1.BCG	Test Dates: 10/25/2024 - 1/14/2025	EUT Type: Tablet Device	Page 285 of 297

V 10.6 10/27/2023



Frequency [MHz]	Detector	Ant. Pol. [H/V]	Antenna Height [cm]	Turntable Azimuth [degree]	Analyzer Level [dBm]	AFCL [dB/m]	Field Strength [dBμV/m]	Limit [dBμV/m]	Margin [dB]
32.67	Max Peak	V	200	314	-64.34	-18.47	24.19	40.00	-15.81
48.29	Max Peak	V	100	95	-59.18	-14.36	33.46	40.00	-6.54
76.22	Max Peak	H	300	98	-56.38	-21.22	29.40	40.00	-10.60
156.54	Max Peak	H	200	151	-65.65	-19.20	22.15	43.52	-21.37
243.69	Max Peak	H	100	256	-66.52	-14.63	25.85	46.02	-20.17
325.07	Max Peak	H	100	266	-66.23	-12.48	28.29	46.02	-17.73

Table 7-255. RSE below 1GHz CDD Diversity (RU242– Ch.40), with AC/DC Adapter

FCC ID: BCGA3269 IC: 579C-A3269		MEASUREMENT REPORT (CERTIFICATION)	Approved by: Technical Manager
Test Report S/N: 1C2410210075-22-R1.BCG	Test Dates: 10/25/2024 - 1/14/2025	EUT Type: Tablet Device	Page 286 of 297

V 10.6 10/27/2023

7.8 AC Line Conducted Emissions Measurement

§15.207; RSS-Gen [8.8]

Test Overview and Limit

All AC line conducted spurious emissions are measured with a receiver connected to a grounded LISN while the EUT is operating at its maximum duty cycle, at maximum power, and at the appropriate frequencies. All data rates and modes were investigated for AC Line conducted spurious emissions. All data rates and modes were investigated for AC Line conducted spurious emissions.

All conducted emissions must not exceed the limits shown in the table below, per Section 15.207 and RSS-Gen (8.8).

Frequency of emission (MHz)	Conducted Limit (dBμV)	
	Quasi-peak	Average
0.15 – 0.5	66 to 56*	56 to 46*
0.5 – 5	56	46
5 – 30	60	50

Table 7-256. Conducted Limits

*Decreases with the logarithm of the frequency.

Test Procedures Used

ANSI C63.10-2020, Subclause 6.2

Test Settings

Quasi-Peak Measurements

1. Analyzer center frequency was set to the frequency of the spurious emission of interest
2. RBW = 9kHz (for emissions from 150kHz – 30MHz)
3. Detector = quasi-peak
4. Sweep time = auto couple
5. Trace mode = max hold
6. Trace was allowed to stabilize

Average Measurements

1. Analyzer center frequency was set to the frequency of the spurious emission of interest
2. RBW = 9kHz (for emissions from 150kHz – 30MHz)
3. Detector = RMS
4. Sweep time = auto couple
5. Trace mode = max hold
6. Trace was allowed to stabilize

FCC ID: BCGA3269 IC: 579C-A3269		MEASUREMENT REPORT (CERTIFICATION)	Approved by: Technical Manager
Test Report S/N: 1C2410210075-22-R1.BCG	Test Dates: 10/25/2024 - 1/14/2025	EUT Type: Tablet Device	Page 287 of 297

V 10.6 10/27/2023

Test Setup

The EUT and measurement equipment were set up as shown in the diagram below.

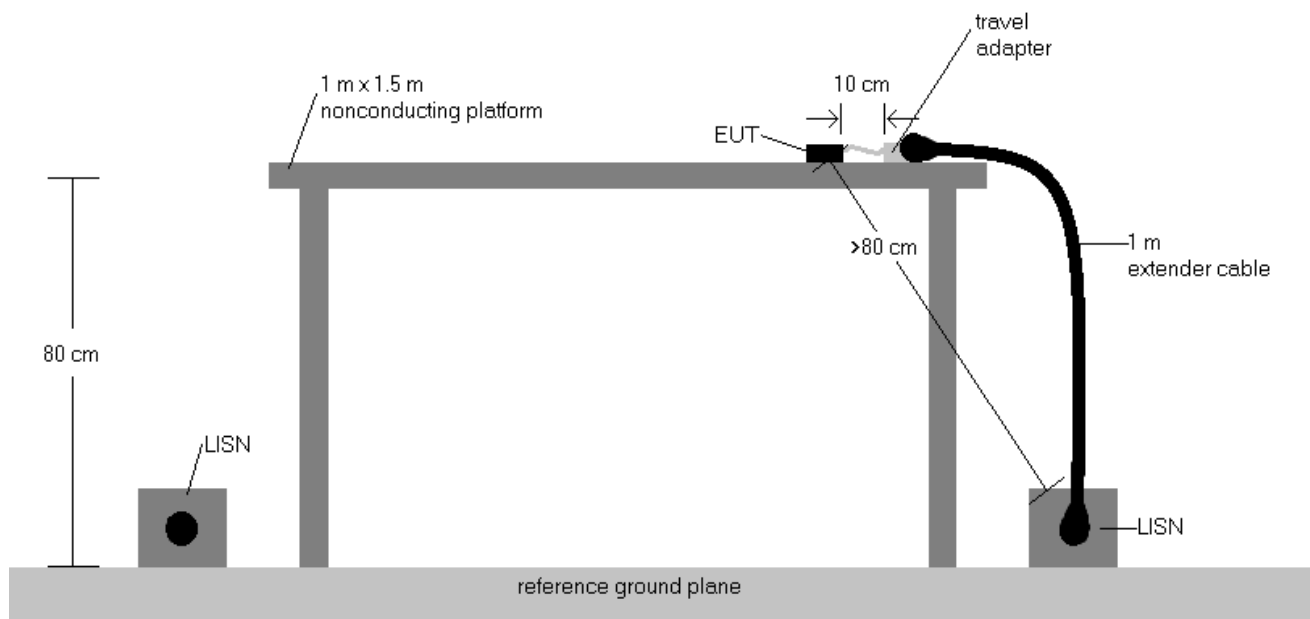


Figure 7-8. Test Instrument & Measurement Setup

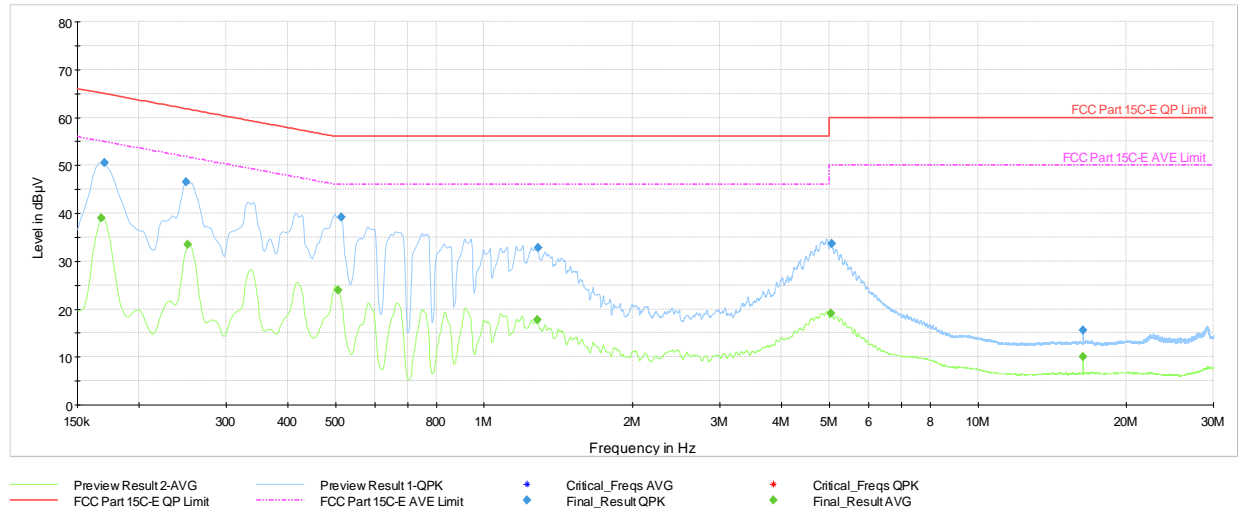
Test Notes

- All modes of operation were investigated and the worst-case emissions are reported. The emissions found were not affected by the choice of channel used during testing.
- Both configurations below were investigated, and the worst case has been reported.
 - EUT powered by AC/DC adaptor via USB-C cable with wire charger
 - EUT powered by host PC via USB-C cable with wire charger
- The limit for an intentional radiator from 150kHz to 30MHz are specified in 15.207 and RSS-Gen (8.8).
- $\text{Corr. (dB)} = \text{Cable loss (dB)} + \text{LISN insertion factor (dB)}$
- $\text{QP/AV Level (dB}\mu\text{V)} = \text{QP/AV Analyzer/Receiver Level (dB}\mu\text{V)} + \text{Correction Factor (dB)}$
- $\text{Margin (dB)} = \text{QP/AV Level (dB}\mu\text{V)} - \text{QP/AV Limit (dB}\mu\text{V)}$
- Traces shown in plots are made using quasi-peak and average detectors.
- Deviations to the Specifications: None.

FCC ID: BCGA3269 IC: 579C-A3269		MEASUREMENT REPORT (CERTIFICATION)	Approved by: Technical Manager
Test Report S/N: 1C2410210075-22-R1.BCG	Test Dates: 10/25/2024 - 1/14/2025	EUT Type: Tablet Device	Page 288 of 297

V 10.6 10/27/2023

7.8.1 CDD Primary AC Line Conducted Emissions Measurements



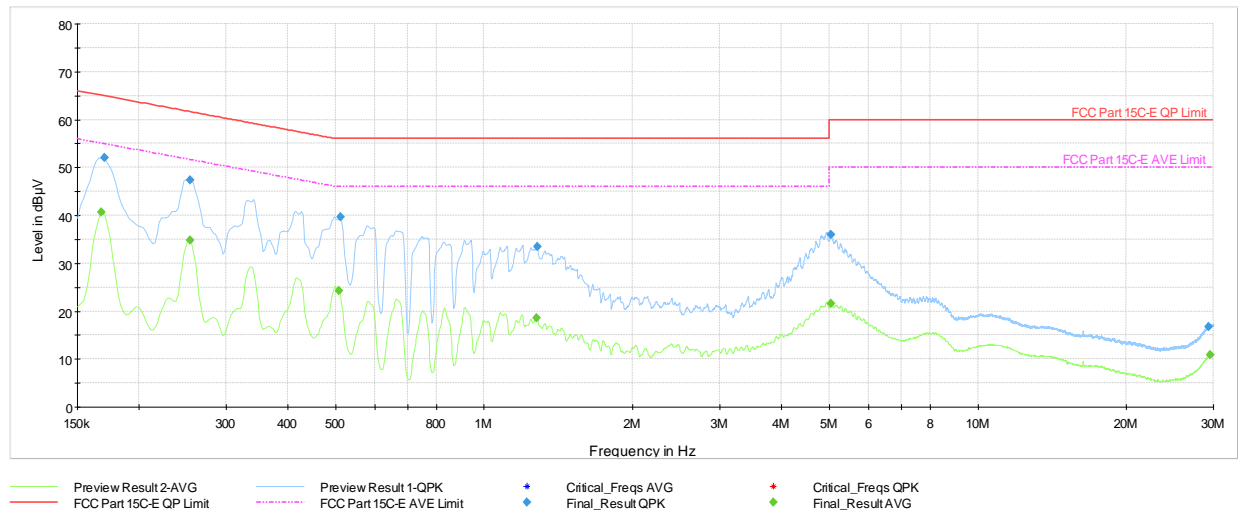
Plot 7-539. AC Line Conducted Plot with 11ax UNII Band 1 CDD Primary – RU26 – Ch.40 (L1) with AC/DC Adapter

Frequency [MHz]	Process State	QuasiPeak [dBµV]	Average [dBµV]	Limit [dBµV]	Margin [dB]	Line	PE
0.17	FINAL	---	39.02	55.06	-16.04	L1	GND
0.17	FINAL	50.52	---	64.95	-14.43	L1	GND
0.25	FINAL	46.61	---	61.79	-15.18	L1	GND
0.25	FINAL	---	33.43	51.72	-18.29	L1	GND
0.51	FINAL	---	24.00	46.00	-22.00	L1	GND
0.52	FINAL	39.20	---	56.00	-16.80	L1	GND
1.28	FINAL	---	17.72	46.00	-28.28	L1	GND
1.29	FINAL	32.80	---	56.00	-23.20	L1	GND
5.05	FINAL	---	19.12	50.00	-30.88	L1	GND
5.06	FINAL	33.65	---	60.00	-26.35	L1	GND
16.31	FINAL	15.63	---	60.00	-44.37	L1	GND
16.31	FINAL	---	10.05	50.00	-39.95	L1	GND

Table 7-257. AC Line Conducted with 11ax UNII Band 1 CDD Primary – RU26 – Ch.40 (L1) with AC/DC Adapter

FCC ID: BCGA3269 IC: 579C-A3269		MEASUREMENT REPORT (CERTIFICATION)	Approved by: Technical Manager
Test Report S/N: 1C2410210075-22-R1.BCG	Test Dates: 10/25/2024 - 1/14/2025	EUT Type: Tablet Device	Page 289 of 297

V 10.6 10/27/2023

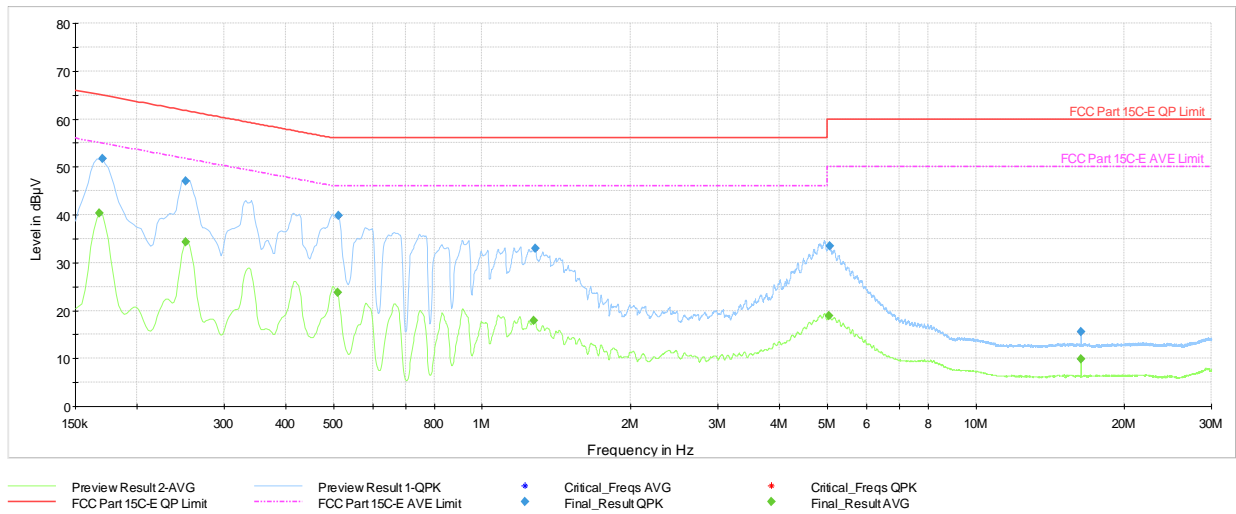


Plot 7-540. AC Line Conducted Plot with 11ax UNII Band 1 CDD Primary – RU26 – Ch.40 (N) with AC/DC Adapter

Frequency [MHz]	Process State	QuasiPeak [dBµV]	Average [dBµV]	Limit [dBµV]	Margin [dB]	Line	PE
0.17	FINAL	---	40.61	55.06	-14.45	N	GND
0.17	FINAL	52.01	---	64.95	-12.94	N	GND
0.25	FINAL	---	34.74	51.64	-16.90	N	GND
0.25	FINAL	47.32	---	61.64	-14.32	N	GND
0.51	FINAL	---	24.33	46.00	-21.67	N	GND
0.51	FINAL	39.59	---	56.00	-16.41	N	GND
1.28	FINAL	---	18.63	46.00	-27.37	N	GND
1.28	FINAL	33.42	---	56.00	-22.58	N	GND
5.05	FINAL	35.99	---	60.00	-24.01	N	GND
5.05	FINAL	---	21.66	50.00	-28.34	N	GND
29.31	FINAL	16.76	---	60.00	-43.24	N	GND
29.60	FINAL	---	10.84	50.00	-39.16	N	GND

Table 7-258. AC Line Conducted with 11ax UNII Band 1 CDD Primary – RU26 – Ch.40 (N) with AC/DC Adapter

FCC ID: BCGA3269 IC: 579C-A3269		MEASUREMENT REPORT (CERTIFICATION)	Approved by: Technical Manager
Test Report S/N: 1C2410210075-22-R1.BCG	Test Dates: 10/25/2024 - 1/14/2025	EUT Type: Tablet Device	Page 290 of 297



Plot 7-541. AC Line Conducted Plot with 11ax UNII Band 1 CDD Primary – RU242 – Ch.40 (L1) with AC/DC Adapter

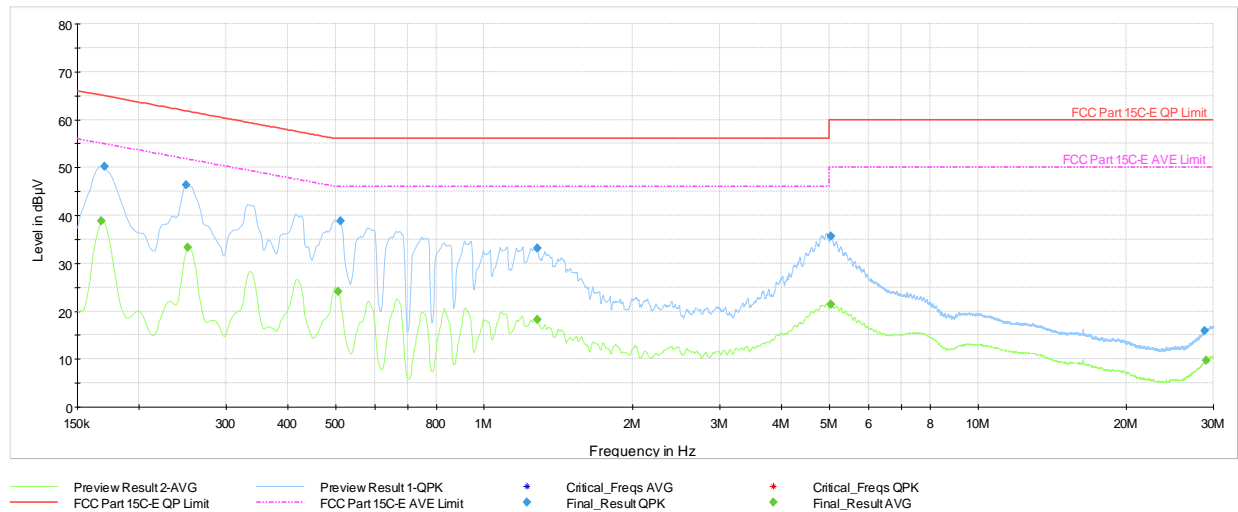
Frequency [MHz]	Process State	QuasiPeak [dBµV]	Average [dBµV]	Limit [dBµV]	Margin [dB]	Line	PE
0.17	FINAL	---	40.30	55.06	-14.76	L1	GND
0.17	FINAL	51.64	---	64.95	-13.31	L1	GND
0.25	FINAL	---	34.37	51.72	-17.35	L1	GND
0.25	FINAL	47.04	---	61.72	-14.68	L1	GND
0.51	FINAL	---	23.69	46.00	-22.31	L1	GND
0.51	FINAL	39.87	---	56.00	-16.13	L1	GND
1.27	FINAL	---	17.89	46.00	-28.11	L1	GND
1.28	FINAL	32.99	---	56.00	-23.01	L1	GND
5.05	FINAL	---	18.95	50.00	-31.05	L1	GND
5.05	FINAL	33.53	---	60.00	-26.47	L1	GND
16.31	FINAL	---	9.91	50.00	-40.09	L1	GND
16.31	FINAL	15.54	---	60.00	-44.46	L1	GND

Table 7-259. AC Line Conducted with 11ax UNII Band 1 CDD Primary– RU242 – Ch.40 (L1) with AC/DC Adapter

FCC ID: BCGA3269 IC: 579C-A3269		MEASUREMENT REPORT (CERTIFICATION)	Approved by: Technical Manager
Test Report S/N: 1C2410210075-22-R1.BCG	Test Dates: 10/25/2024 - 1/14/2025	EUT Type: Tablet Device	Page 291 of 297

V 10.6 10/27/2023

Unless otherwise specified, no part of this report may be reproduced or utilized in any part, form or by any means, electronic or mechanical, including photocopying and microfilm, without permission in writing from Element Materials Technology. If you have any questions about this or have an enquiry about obtaining additional rights to this report or assembly of contents thereof, please contact ct.info@element.com.



Plot 7-542. AC Line Conducted Plot with 11ax UNII Band 1 CDD Primary – RU242 – Ch.40 (N) with AC/DC Adapter

Frequency [MHz]	Process State	QuasiPeak [dBµV]	Average [dBµV]	Limit [dBµV]	Margin [dB]	Line	PE
0.17	FINAL	---	38.77	55.06	-16.29	N	GND
0.17	FINAL	50.18	---	64.95	-14.77	N	GND
0.25	FINAL	46.37	---	61.79	-15.42	N	GND
0.25	FINAL	---	33.37	51.72	-18.35	N	GND
0.51	FINAL	---	24.12	46.00	-21.88	N	GND
0.51	FINAL	38.83	---	56.00	-17.17	N	GND
1.28	FINAL	---	18.32	46.00	-27.68	N	GND
1.28	FINAL	33.13	---	56.00	-22.87	N	GND
5.05	FINAL	---	21.41	50.00	-28.59	N	GND
5.05	FINAL	35.70	---	60.00	-24.30	N	GND
28.83	FINAL	15.87	---	60.00	-44.13	N	GND
29.02	FINAL	---	9.73	50.00	-40.27	N	GND

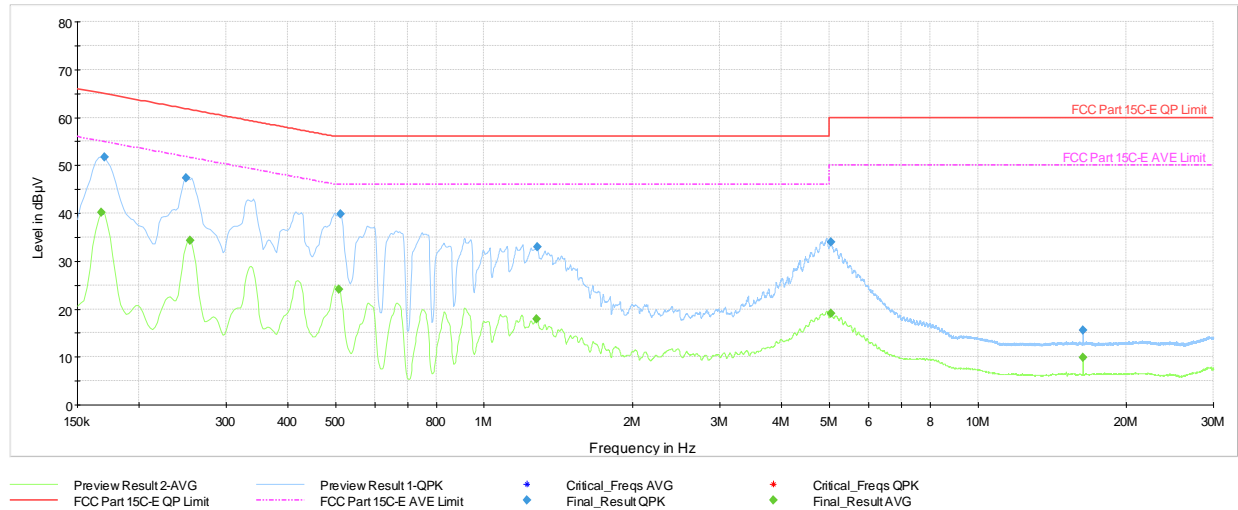
Table 7-260. AC Line Conducted with 11ax UNII Band 1 CDD Primary – RU242 – Ch.40 (N) with AC/DC Adapter

FCC ID: BCGA3269 IC: 579C-A3269		MEASUREMENT REPORT (CERTIFICATION)	Approved by: Technical Manager
Test Report S/N: 1C2410210075-22-R1.BCG	Test Dates: 10/25/2024 - 1/14/2025	EUT Type: Tablet Device	Page 292 of 297

V 10.6 10/27/2023

Unless otherwise specified, no part of this report may be reproduced or utilized in any part, form or by any means, electronic or mechanical, including photocopying and microfilm, without permission in writing from Element Materials Technology. If you have any questions about this or have an enquiry about obtaining additional rights to this report or assembly of contents thereof, please contact ct.info@element.com.

7.8.2 CDD Diversity AC Line Conducted Emissions Measurements



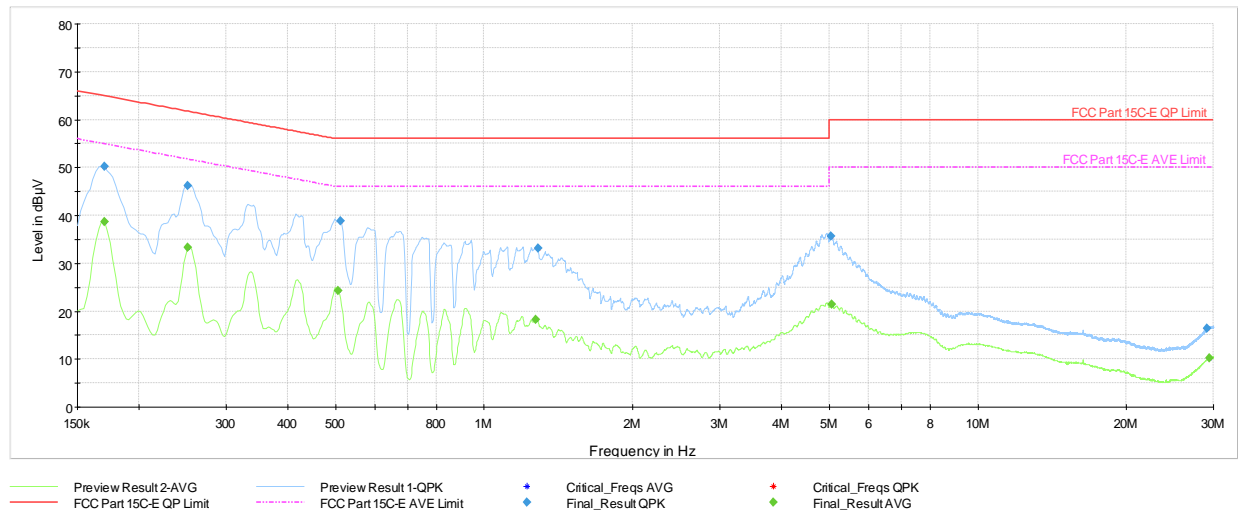
Plot 7-543. AC Line Conducted Plot with 11ax UNII Band 1 CDD Diversity – RU26 – Ch.40 (L1) with AC/DC Adapter

Frequency [MHz]	Process State	QuasiPeak [dBµV]	Average [dBµV]	Limit [dBµV]	Margin [dB]	Line	PE
0.17	FINAL	---	40.21	55.06	-14.85	L1	GND
0.17	FINAL	51.73	---	64.95	-13.22	L1	GND
0.25	FINAL	47.34	---	61.79	-14.45	L1	GND
0.25	FINAL	---	34.39	51.64	-17.25	L1	GND
0.51	FINAL	---	24.17	46.00	-21.83	L1	GND
0.51	FINAL	39.90	---	56.00	-16.10	L1	GND
1.28	FINAL	---	17.99	46.00	-28.01	L1	GND
1.28	FINAL	33.01	---	56.00	-22.99	L1	GND
5.04	FINAL	---	19.13	50.00	-30.87	L1	GND
5.05	FINAL	33.94	---	60.00	-26.06	L1	GND
16.32	FINAL	15.53	---	60.00	-44.47	L1	GND
16.32	FINAL	---	9.95	50.00	-40.05	L1	GND

Table 7-261. AC Line Conducted with 11ax UNII Band 1 CDD Diversity – RU26 – Ch.40 (L1) with AC/DC Adapter

FCC ID: BCGA3269 IC: 579C-A3269		MEASUREMENT REPORT (CERTIFICATION)	Approved by: Technical Manager
Test Report S/N: 1C2410210075-22-R1.BCG	Test Dates: 10/25/2024 - 1/14/2025	EUT Type: Tablet Device	Page 293 of 297

V 10.6 10/27/2023



Plot 7-544. AC Line Conducted Plot with 11ax UNII Band 1 CDD Diversity – RU26 – Ch.40 (N) with AC/DC Adapter

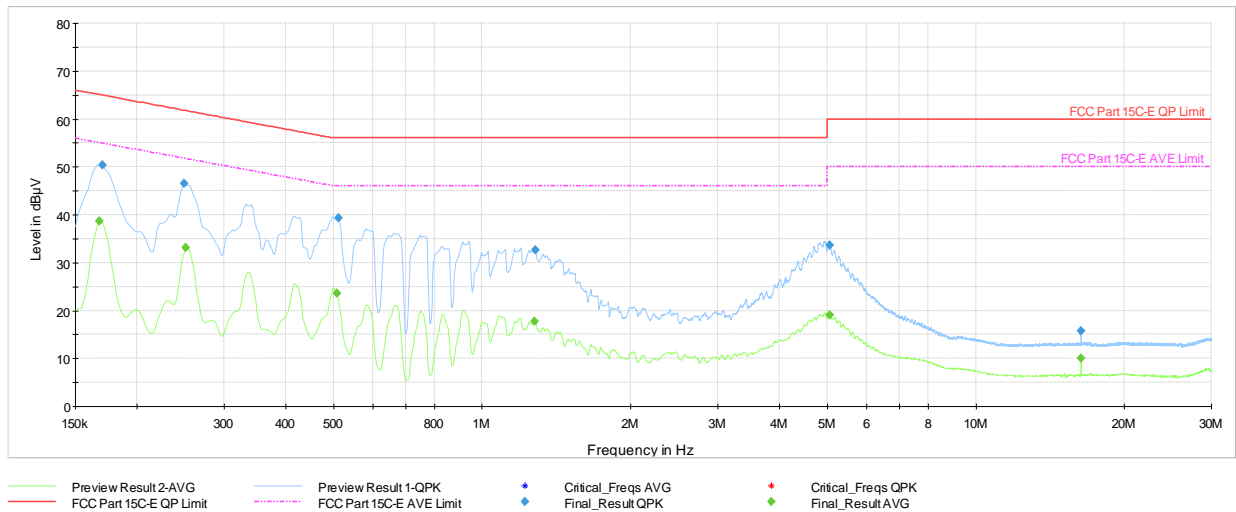
Frequency [MHz]	Process State	QuasiPeak [dBµV]	Average [dBµV]	Limit [dBµV]	Margin [dB]	Line	PE
0.17	FINAL	---	38.59	54.95	-16.36	N	GND
0.17	FINAL	50.24	---	64.95	-14.71	N	GND
0.25	FINAL	---	33.24	51.72	-18.48	N	GND
0.25	FINAL	46.24	---	61.72	-15.48	N	GND
0.51	FINAL	---	24.23	46.00	-21.77	N	GND
0.51	FINAL	38.80	---	56.00	-17.20	N	GND
1.27	FINAL	---	18.30	46.00	-27.70	N	GND
1.29	FINAL	33.13	---	56.00	-22.87	N	GND
5.05	FINAL	35.62	---	60.00	-24.38	N	GND
5.05	FINAL	---	21.47	50.00	-28.53	N	GND
29.15	FINAL	16.40	---	60.00	-43.60	N	GND
29.40	FINAL	---	10.28	50.00	-39.72	N	GND

Table 7-262. AC Line Conducted with 11ax UNII Band 1 CDD Diversity – RU26 – Ch.40 (N) with AC/DC Adapter

FCC ID: BCGA3269 IC: 579C-A3269		MEASUREMENT REPORT (CERTIFICATION)	Approved by: Technical Manager
Test Report S/N: 1C2410210075-22-R1.BCG	Test Dates: 10/25/2024 - 1/14/2025	EUT Type: Tablet Device	Page 294 of 297

V 10.6 10/27/2023

Unless otherwise specified, no part of this report may be reproduced or utilized in any part, form or by any means, electronic or mechanical, including photocopying and microfilm, without permission in writing from Element Materials Technology. If you have any questions about this or have an enquiry about obtaining additional rights to this report or assembly of contents thereof, please contact ct.info@element.com.



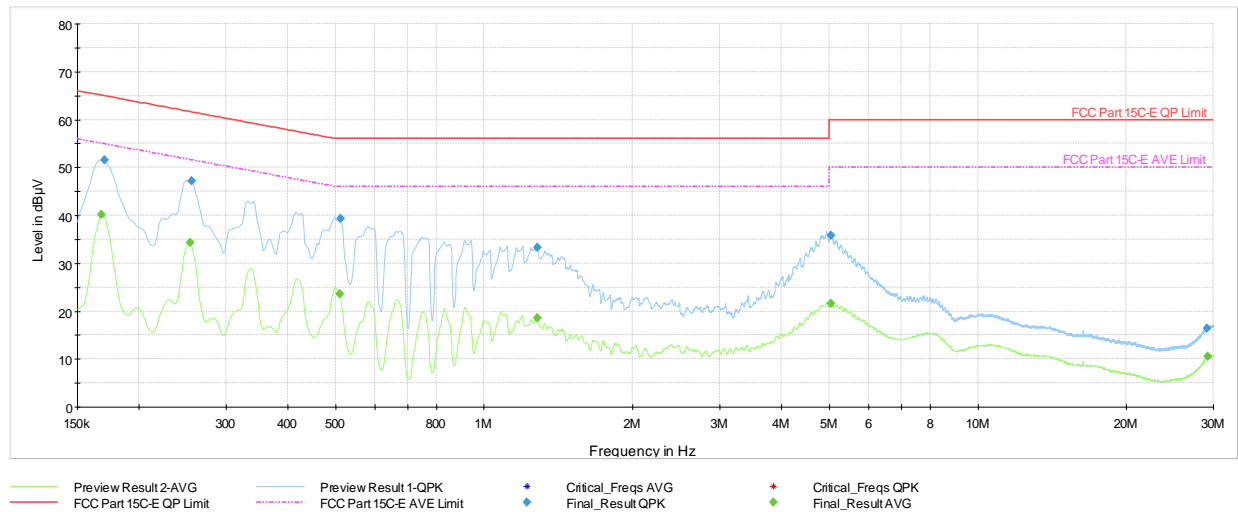
Plot 7-545. AC Line Conducted Plot with 11ax UNII Band 1 CDD Diversity – RU242 – Ch.40 (L1) with AC/DC Adapter

Frequency [MHz]	Process State	QuasiPeak [dBµV]	Average [dBµV]	Limit [dBµV]	Margin [dB]	Line	PE
0.17	FINAL	---	38.70	55.06	-16.36	L1	GND
0.17	FINAL	50.36	---	64.95	-14.59	L1	GND
0.25	FINAL	46.45	---	61.79	-15.34	L1	GND
0.25	FINAL	---	33.15	51.72	-18.57	L1	GND
0.51	FINAL	---	23.61	46.00	-22.39	L1	GND
0.51	FINAL	39.30	---	56.00	-16.70	L1	GND
1.28	FINAL	---	17.72	46.00	-28.28	L1	GND
1.28	FINAL	32.69	---	56.00	-23.31	L1	GND
5.05	FINAL	---	19.02	50.00	-30.98	L1	GND
5.06	FINAL	33.61	---	60.00	-26.39	L1	GND
16.31	FINAL	---	10.08	50.00	-39.92	L1	GND
16.31	FINAL	15.76	---	60.00	-44.24	L1	GND

Table 7-263. AC Line Conducted with 11ax UNII Band 1 CDD Diversity– RU242 – Ch.40 (L1) with AC/DC Adapter

FCC ID: BCGA3269 IC: 579C-A3269		MEASUREMENT REPORT (CERTIFICATION)	Approved by: Technical Manager
Test Report S/N: 1C2410210075-22-R1.BCG	Test Dates: 10/25/2024 - 1/14/2025	EUT Type: Tablet Device	Page 295 of 297

V 10.6 10/27/2023



Plot 7-546. AC Line Conducted Plot with 11ax UNII Band 1 CDD Diversity – RU242 – Ch.40 (N) with AC/DC Adapter

Frequency [MHz]	Process State	QuasiPeak [dBµV]	Average [dBµV]	Limit [dBµV]	Margin [dB]	Line	PE
0.17	FINAL	---	40.11	55.06	-14.95	N	GND
0.17	FINAL	51.58	---	64.95	-13.37	N	GND
0.25	FINAL	---	34.29	51.64	-17.35	N	GND
0.26	FINAL	47.19	---	61.57	-14.38	N	GND
0.51	FINAL	---	23.60	46.00	-22.40	N	GND
0.51	FINAL	39.36	---	56.00	-16.64	N	GND
1.28	FINAL	---	18.56	46.00	-27.44	N	GND
1.28	FINAL	33.34	---	56.00	-22.66	N	GND
5.05	FINAL	---	21.64	50.00	-28.36	N	GND
5.05	FINAL	35.84	---	60.00	-24.16	N	GND
29.08	FINAL	16.40	---	60.00	-43.60	N	GND
29.23	FINAL	---	10.49	50.00	-39.51	N	GND

Table 7-264. AC Line Conducted with 11ax UNII Band 1 CDD Diversity – RU242 – Ch.40 (N) with AC/DC Adapter

FCC ID: BCGA3269 IC: 579C-A3269		MEASUREMENT REPORT (CERTIFICATION)	Approved by: Technical Manager
Test Report S/N: 1C2410210075-22-R1.BCG	Test Dates: 10/25/2024 - 1/14/2025	EUT Type: Tablet Device	Page 296 of 297

V 10.6 10/27/2023

Unless otherwise specified, no part of this report may be reproduced or utilized in any part, form or by any means, electronic or mechanical, including photocopying and microfilm, without permission in writing from Element Materials Technology. If you have any questions about this or have an enquiry about obtaining additional rights to this report or assembly of contents thereof, please contact ct.info@element.com.

8.0 CONCLUSION

The data collected relate only the item(s) tested and show that the **Apple Tablet Device FCC ID: BCGA3269** and **IC: 579C-A3269** is in compliance with Part 15 Subpart E (15.407) of the FCC Rules and RSS-247 of the Innovation, Science and Economic Development Canada Rules.

FCC ID: BCGA3269 IC: 579C-A3269		MEASUREMENT REPORT (CERTIFICATION)	Approved by: Technical Manager
Test Report S/N: 1C2410210075-22-R1.BCG	Test Dates: 10/25/2024 - 1/14/2025	EUT Type: Tablet Device	Page 297 of 297

V 10.6 10/27/2023

Unless otherwise specified, no part of this report may be reproduced or utilized in any part, form or by any means, electronic or mechanical, including photocopying and microfilm, without permission in writing from Element Materials Technology. If you have any questions about this or have an enquiry about obtaining additional rights to this report or assembly of contents thereof, please contact ct.info@element.com.