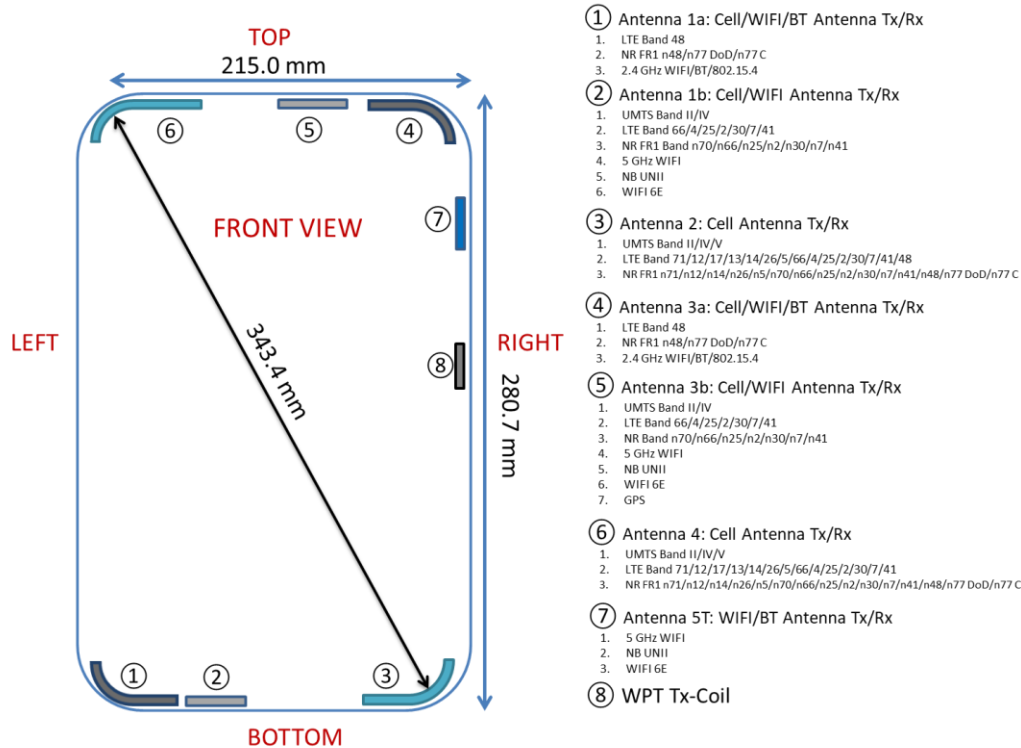


**APPENDIX J: DUT ANTENNA DIAGRAM & SAR TEST SETUP  
PHOTOGRAPHS**

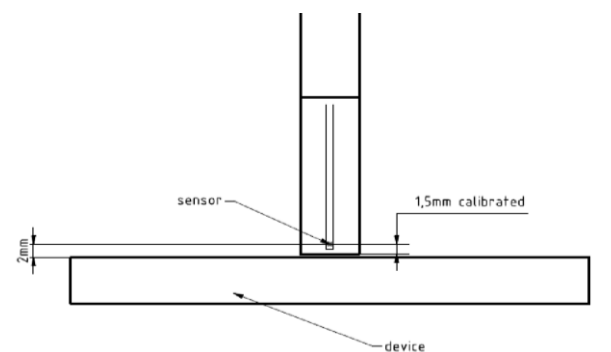
<b>FCC ID</b> BCGA3269	<b>SAR EVALUATION REPORT</b>	<b>Approved by:</b> Technical Manager
<b>DUT Type:</b> Tablet Device		APPENDIX J Page 1 of 17



Note: Exact antenna dimensions and separation distances are shown in the Technical Descriptions in the FCC Filing.

**Figure J-1**  
**DUT Antenna Locations**


Note: Distances below are distance from device surface to sensor-center. Therefore, distances include 1.5 mm for Probe Tip to Sensor Calibration Points.




**Figure J-2**  
**EUmWVx Probe**

FCC ID BCGA3269	SAR EVALUATION REPORT	Approved by: Technical Manager
DUT Type: Tablet Device		APPENDIX J Page 2 of 17

**SAR Test Setup Photo 1: Body, Back Side at 0.0 cm – Antenna 3a/5T**




**SAR Test Setup Photo 2: Body, Back Side at 0.0 cm – Antenna 4**




FCC ID BCGA3269	SAR EVALUATION REPORT	Approved by: Technical Manager
DUT Type: Tablet Device		APPENDIX J Page 3 of 17

**SAR Test Setup Photo 3: Body, Back Side at 0.0 cm – Antenna 2**




**SAR Test Setup Photo 4: Body, Back Side at 0.0 cm – Antenna 1a**




FCC ID BCGA3269	SAR EVALUATION REPORT	Approved by: Technical Manager
DUT Type: Tablet Device		APPENDIX J Page 4 of 17

SAR Test Setup Photo 5: Body, Back Side at 0.0 cm – Antenna 1b




SAR Test Setup Photo 6: Body, Back Side at 0.0 cm – Antenna 3b



FCC ID BCGA3269	SAR EVALUATION REPORT	Approved by: Technical Manager
DUT Type: Tablet Device		APPENDIX J Page 5 of 17


SAR Test Setup Photo 7: Body, Top Edge at 0.0 cm – Antenna 3a/3b/4/5T




FCC ID BCGA3269	SAR EVALUATION REPORT	Approved by: Technical Manager
DUT Type: Tablet Device		APPENDIX J Page 6 of 17



**SAR Test Setup Photo 8: Body, Bottom Edge at 0.0 cm – Antenna 1a/1b/2**




**SAR Test Setup Photo 9: Body, Right Edge at 0.0 cm – Antenna 1a/1b/2**




FCC ID BCGA3269	SAR EVALUATION REPORT	Approved by: Technical Manager
DUT Type: Tablet Device		APPENDIX J Page 7 of 17

**SAR Test Setup Photo 10: Body, Right Edge at 0.0 cm – Antenna 3a/3b/4/5T**




**SAR Test Setup Photo 11: Body, Left Edge at 0.0 cm – Antenna 1a/1b/2**



FCC ID BCGA3269	SAR EVALUATION REPORT	Approved by: Technical Manager
DUT Type: Tablet Device		APPENDIX J Page 8 of 17




**SAR Test Setup Photo 12: Body, Left Edge at 0.0 cm – Antenna 3a/3b/4**



FCC ID BCGA3269	SAR EVALUATION REPORT	Approved by: Technical Manager
DUT Type: Tablet Device		APPENDIX J Page 9 of 17

**Wireless Power Transfer (wPT) Test Setup Photo 13: Back Edge**



**Wireless Power Transfer (wPT) Test Setup Photo 14: Top Edge**



FCC ID BCGA3269	SAR EVALUATION REPORT	Approved by: Technical Manager
DUT Type: Tablet Device		APPENDIX J Page 10 of 17

Wireless Power Transfer (wPT) Test Setup Photo 15: Bottom Edge



Wireless Power Transfer (wPT) Test Setup Photo 16: Right Edge




FCC ID BCGA3269	SAR EVALUATION REPORT	Approved by: Technical Manager
DUT Type: Tablet Device		APPENDIX J Page 11 of 17

**Wireless Power Transfer (wPT) Test Setup Photo 17: Left Edge**




**Near Field Power Density Test Setup 18: Back Side at 2mm – Antenna 1b/3b/5T**




FCC ID BCGA3269	SAR EVALUATION REPORT	Approved by: Technical Manager
DUT Type: Tablet Device		APPENDIX J Page 12 of 17

**Near Field Power Density Test Setup 19: Back Side at 9mm – Antenna 3b**




**Near Field Power Density Test Setup 20: Top Edge at 2mm – Antenna 1b/3b/5T**



FCC ID BCGA3269	SAR EVALUATION REPORT	Approved by: Technical Manager
DUT Type: Tablet Device		APPENDIX J Page 13 of 17


Near Field Power Density Test Setup 21: Bottom Edge at 2mm – Antenna 1b/3b/5T



FCC ID BCGA3269	SAR EVALUATION REPORT	Approved by: Technical Manager
DUT Type: Tablet Device		APPENDIX J Page 14 of 17



**Near Field Power Density Test Setup 22: Bottom Edge at 9.45 mm – Antenna 1b**




**Near Field Power Density Test Setup 23: Right Edge at 2mm – Antenna 1b/3b/5T**




FCC ID BCGA3269	SAR EVALUATION REPORT	Approved by: Technical Manager
DUT Type: Tablet Device		APPENDIX J Page 15 of 17

Near Field Power Density Test Setup 24: Right Edge at 9.95mm – Antenna 5T



FCC ID BCGA3269	SAR EVALUATION REPORT	Approved by: Technical Manager
DUT Type: Tablet Device		APPENDIX J Page 16 of 17

**Near Field Power Density Test Setup 25: Left Edge at 2mm – Antenna 1b/3b/5T**



<b>FCC ID</b> BCGA3269	<b>SAR EVALUATION REPORT</b>	<b>Approved by:</b> Technical Manager
<b>DUT Type:</b> Tablet Device		APPENDIX J Page 17 of 17