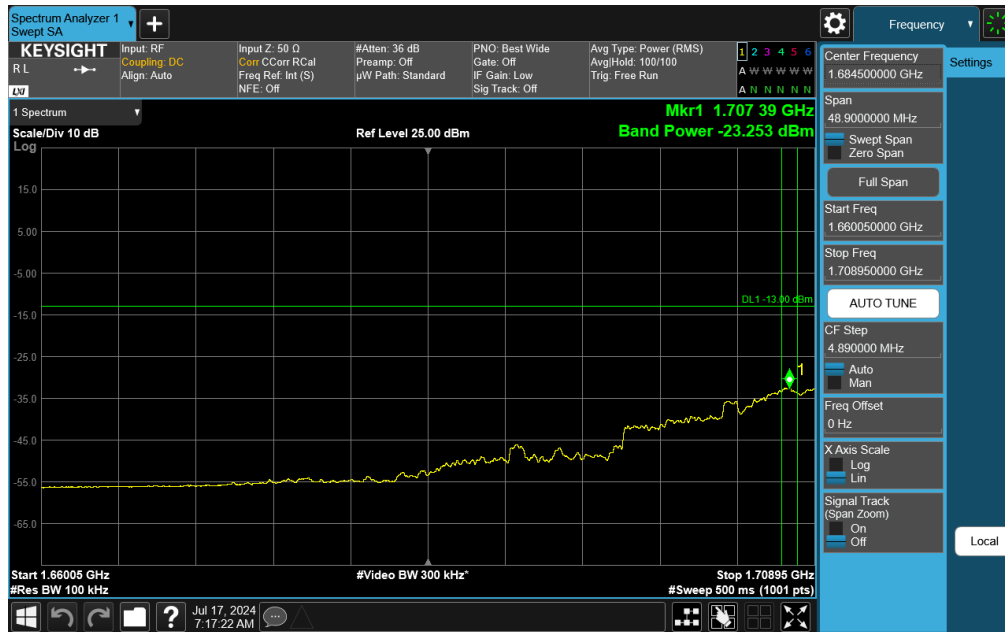


Plot 7-320. Lower Band Edge Plot (NR Band n66 – 15.0MHz DFT-s-OFDM QPSK - Full RB)

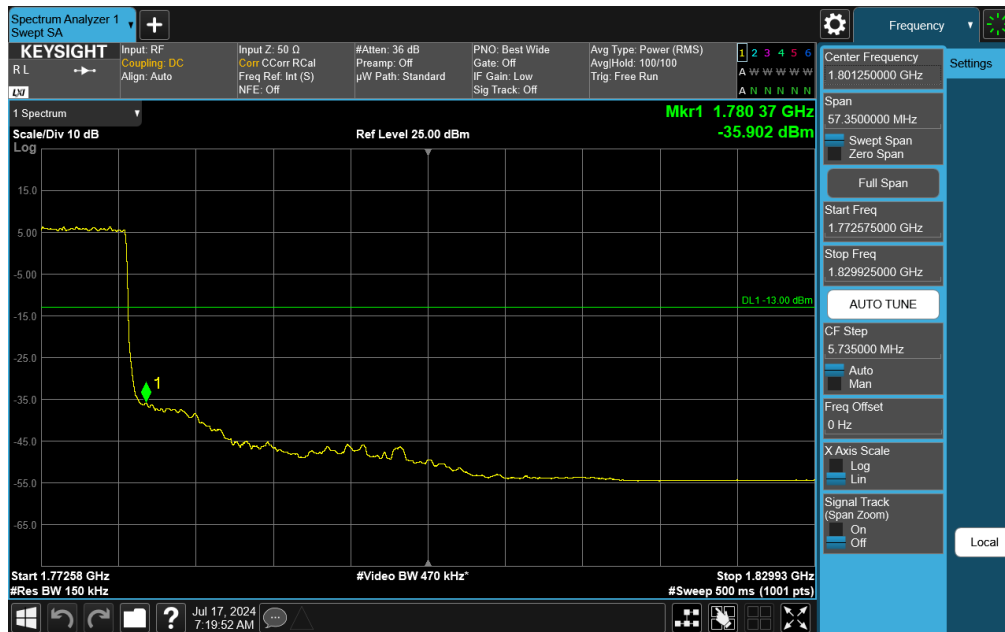


Plot 7-321. Lower Extended Band Edge Plot (NR Band n66 – 15.0MHz DFT-s-OFDM QPSK - Full RB)

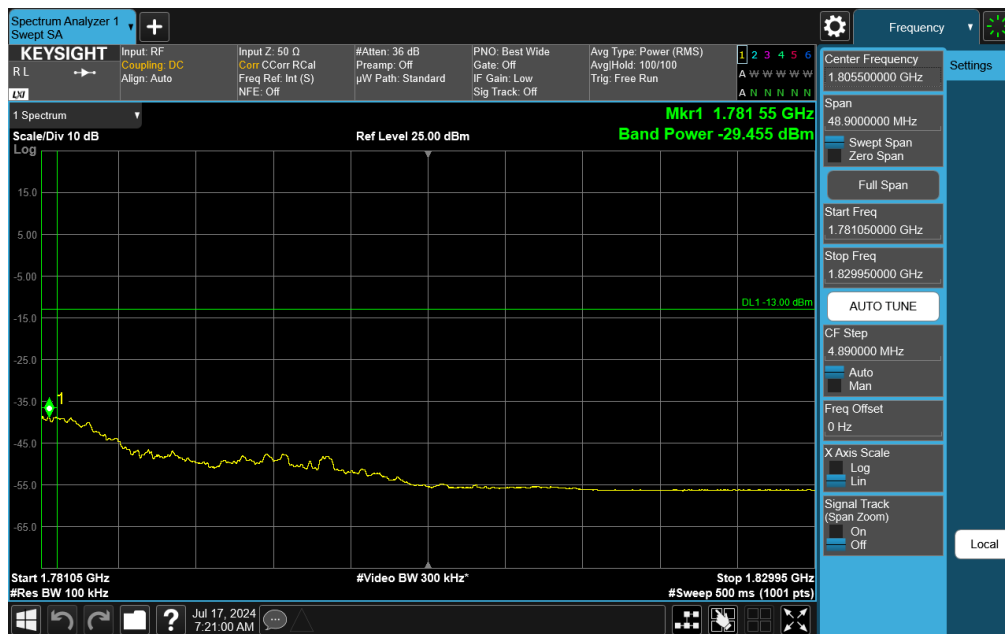
FCC ID: BCGA3269	<p>element</p> <p>PART 27 MEASUREMENT REPORT</p>		Approved by: Technical Manager
Test Report S/N: 1C2410210075-09-R1.BCG	Test Dates: 7/1/2024 - 12/27/2024	EUT Type: Tablet Device	Page 188 of 351

V2.2 09/07/2023

Unless otherwise specified, no part of this report may be reproduced or utilized in any part, form or by any means, electronic or mechanical, including photocopying and microfilm, without permission in writing from Element Materials Technology. If you have any questions about this or have an enquiry about obtaining additional rights to this report or assembly of contents thereof, please contact [ct.info@element.com](mailto:ct.info@element.com).



Plot 7-322. Upper Band Edge Plot (NR Band n66 – 15.0MHz DFT-s-OFDM QPSK - Full RB)

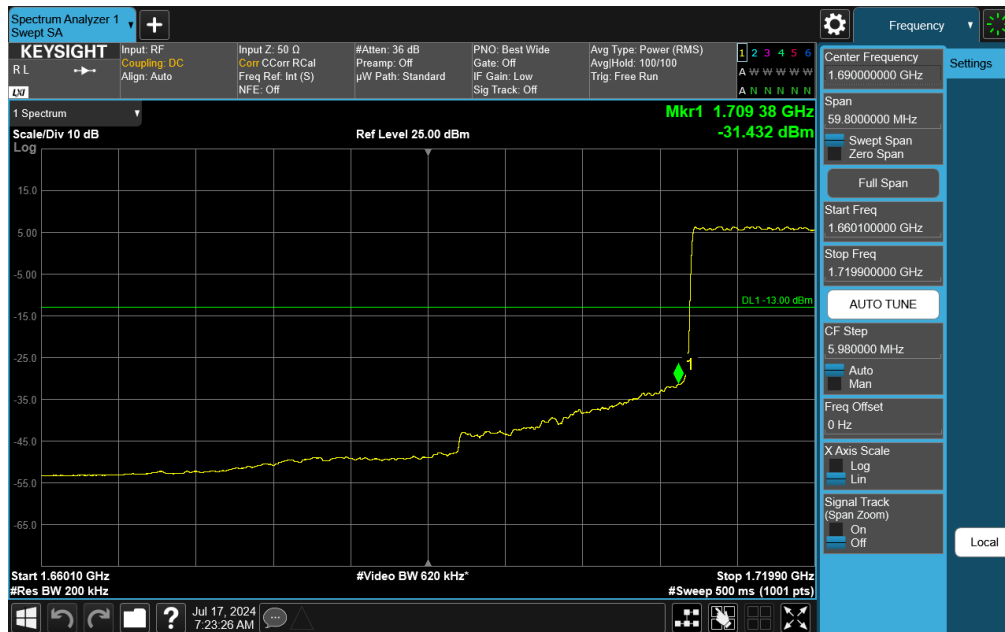


Plot 7-323. Upper Extended Band Edge Plot (NR Band n66 – 15.0MHz DFT-s-OFDM QPSK - Full RB)

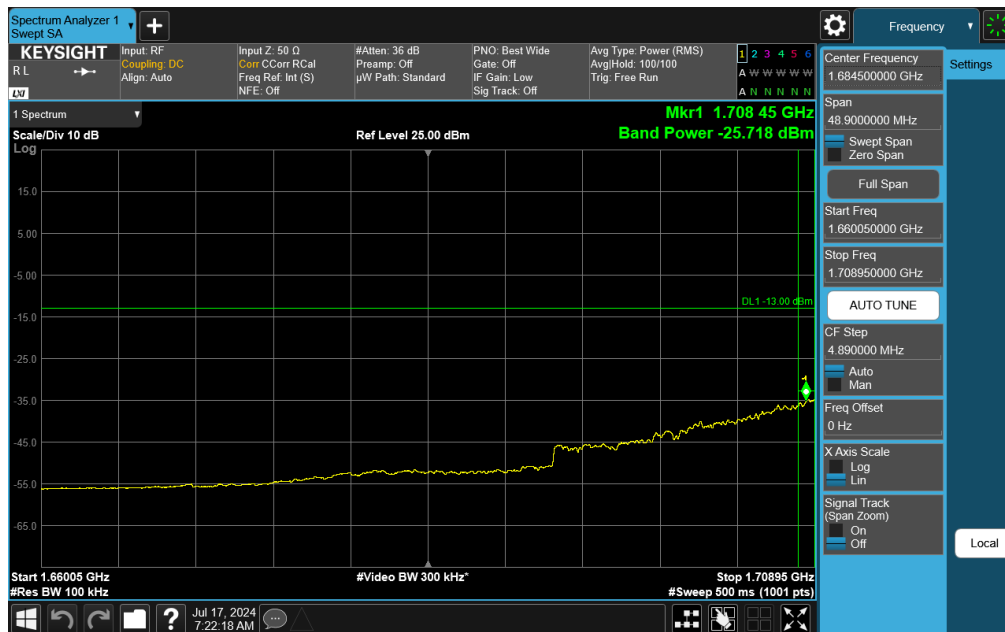
FCC ID: BCGA3269	<b>PART 27 MEASUREMENT REPORT</b>		Approved by: Technical Manager
Test Report S/N: 1C2410210075-09-R1.BCG	Test Dates: 7/1/2024 - 12/27/2024	EUT Type: Tablet Device	Page 189 of 351

V2.2 09/07/2023

Unless otherwise specified, no part of this report may be reproduced or utilized in any part, form or by any means, electronic or mechanical, including photocopying and microfilm, without permission in writing from Element Materials Technology. If you have any questions about this or have an enquiry about obtaining additional rights to this report or assembly of contents thereof, please contact [ct.info@element.com](mailto:ct.info@element.com).



Plot 7-324. Lower Band Edge Plot (NR Band n66 – 20.0MHz DFT-s-OFDM QPSK - Full RB)

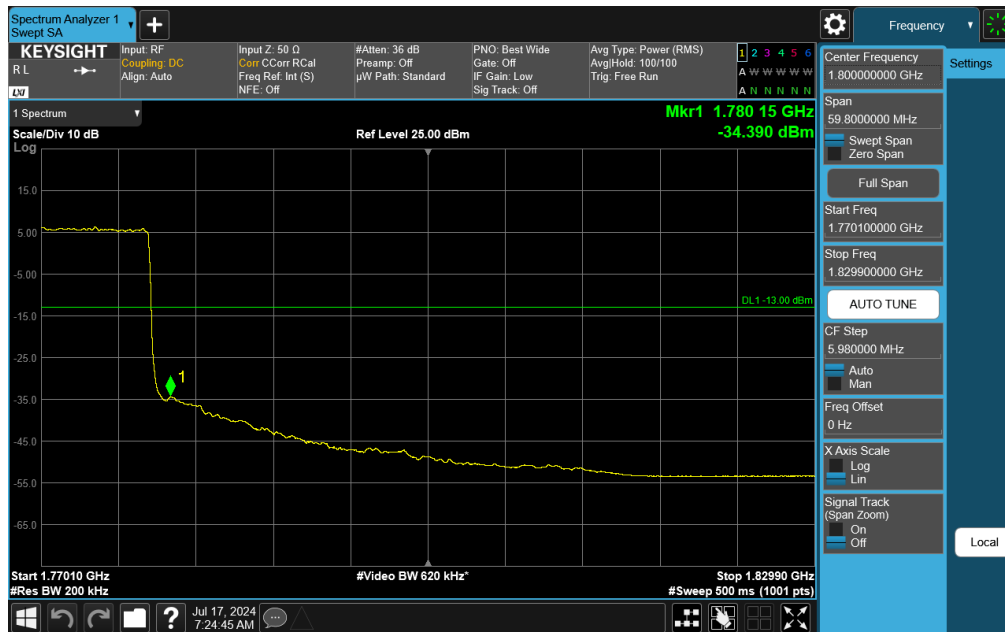


Plot 7-325. Lower Extended Band Edge Plot (NR Band n66 – 20.0MHz DFT-s-OFDM QPSK - Full RB)

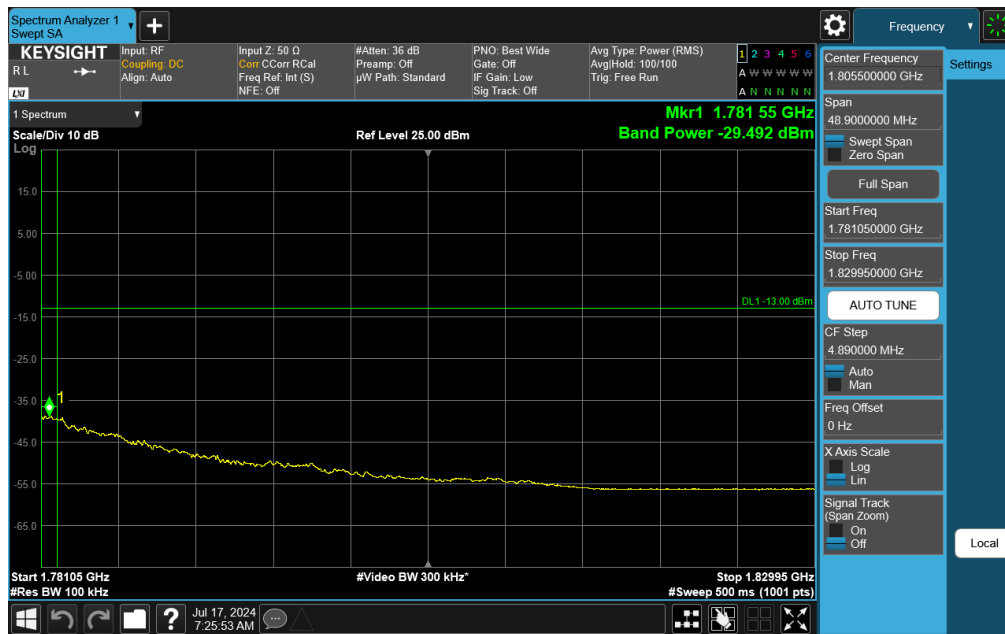
FCC ID: BCGA3269	<p>element</p> <p>PART 27 MEASUREMENT REPORT</p>		Approved by: Technical Manager
Test Report S/N: 1C2410210075-09-R1.BCG	Test Dates: 7/1/2024 - 12/27/2024	EUT Type: Tablet Device	Page 190 of 351

V2.2 09/07/2023

Unless otherwise specified, no part of this report may be reproduced or utilized in any part, form or by any means, electronic or mechanical, including photocopying and microfilm, without permission in writing from Element Materials Technology. If you have any questions about this or have an enquiry about obtaining additional rights to this report or assembly of contents thereof, please contact [ct.info@element.com](mailto:ct.info@element.com).



Plot 7-326. Upper Band Edge Plot (NR Band n66 – 20.0MHz DFT-s-OFDM QPSK - Full RB)

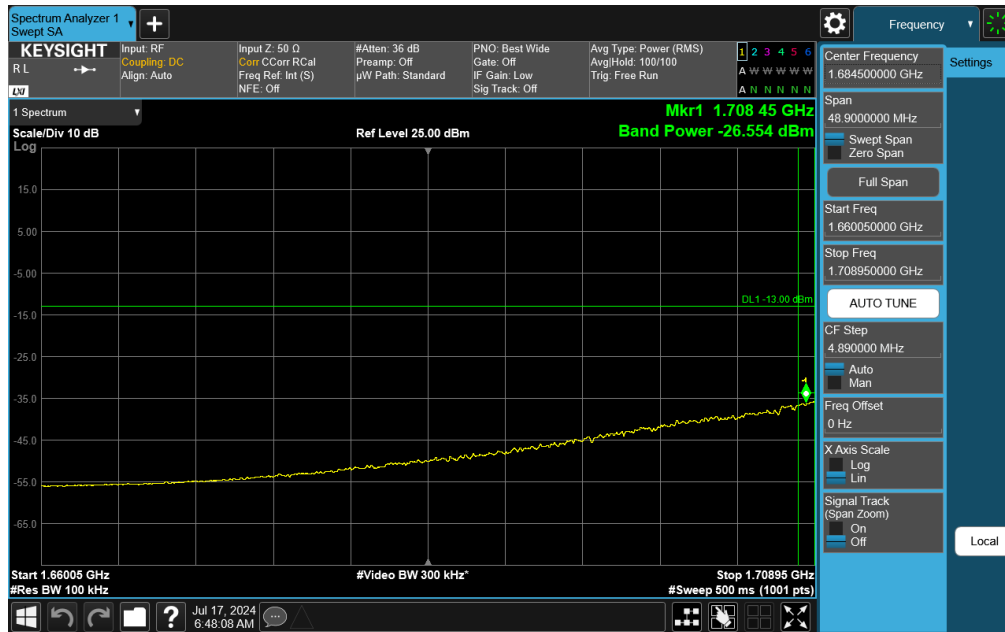
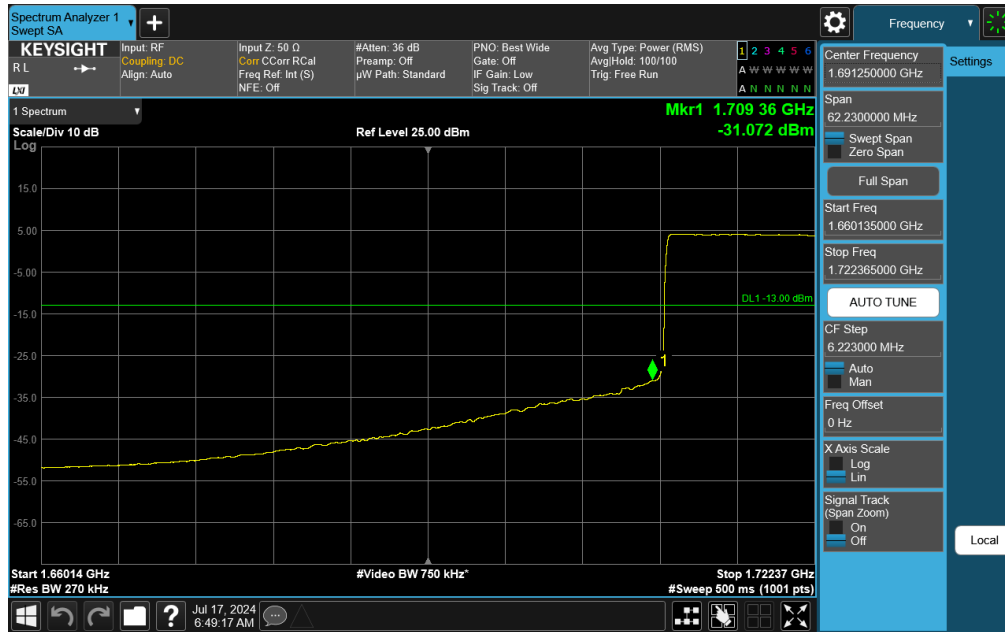


Plot 7-327. Upper Extended Band Edge Plot (NR Band n66 – 20.0MHz DFT-s-OFDM QPSK - Full RB)

FCC ID: BCGA3269	<b>PART 27 MEASUREMENT REPORT</b>		Approved by: Technical Manager
Test Report S/N: 1C2410210075-09-R1.BCG	Test Dates: 7/1/2024 - 12/27/2024	EUT Type: Tablet Device	Page 191 of 351

V2.2 09/07/2023

Unless otherwise specified, no part of this report may be reproduced or utilized in any part, form or by any means, electronic or mechanical, including photocopying and microfilm, without permission in writing from Element Materials Technology. If you have any questions about this or have an enquiry about obtaining additional rights to this report or assembly of contents thereof, please contact [ct.info@element.com](mailto:ct.info@element.com).



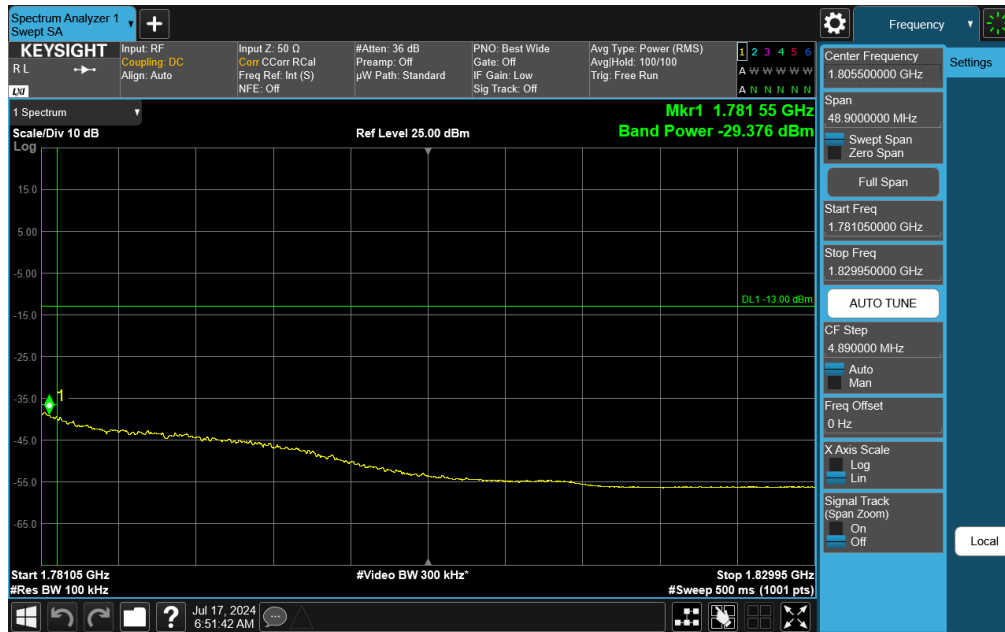
FCC ID: BCGA3269	<p>element</p> <p>PART 27 MEASUREMENT REPORT</p>		Approved by: Technical Manager
Test Report S/N: 1C2410210075-09-R1.BCG	Test Dates: 7/1/2024 - 12/27/2024	EUT Type: Tablet Device	Page 192 of 351

V2.2 09/07/2023

Unless otherwise specified, no part of this report may be reproduced or utilized in any part, form or by any means, electronic or mechanical, including photocopying and microfilm, without permission in writing from Element Materials Technology. If you have any questions about this or have an enquiry about obtaining additional rights to this report or assembly of contents thereof, please contact [ct.info@element.com](mailto:ct.info@element.com).



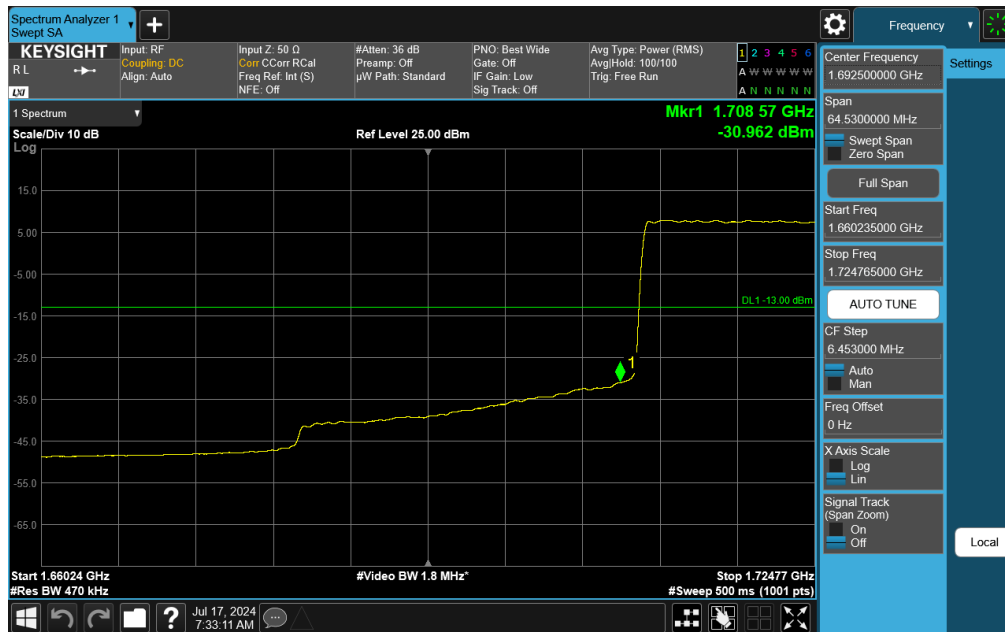
Plot 7-330. Upper Band Edge Plot (NR Band n66 – 25.0MHz CP-OFDM QPSK - Full RB)



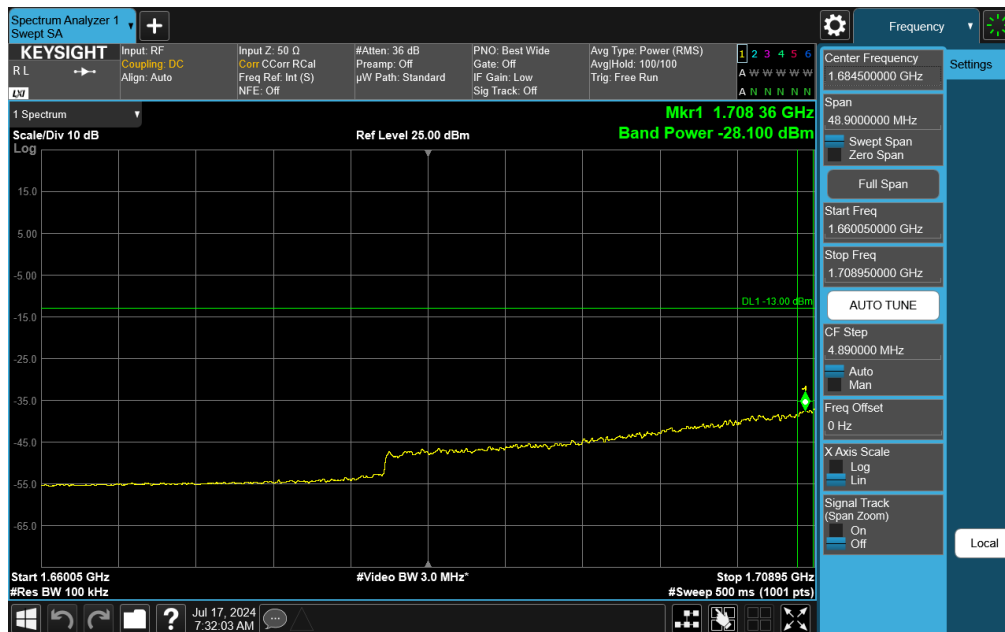
Plot 7-331. Upper Extended Band Edge Plot (NR Band n66 – 25.0MHz CP-OFDM QPSK - Full RB)

FCC ID: BCGA3269	<b>PART 27 MEASUREMENT REPORT</b>		Approved by: Technical Manager
Test Report S/N: 1C2410210075-09-R1.BCG	Test Dates: 7/1/2024 - 12/27/2024	EUT Type: Tablet Device	Page 193 of 351

V2.2 09/07/2023



Plot 7-332. Lower Band Edge Plot (NR Band n66 – 30.0MHz DFT-s-OFDM  $\pi/2$  BPSK - Full RB)

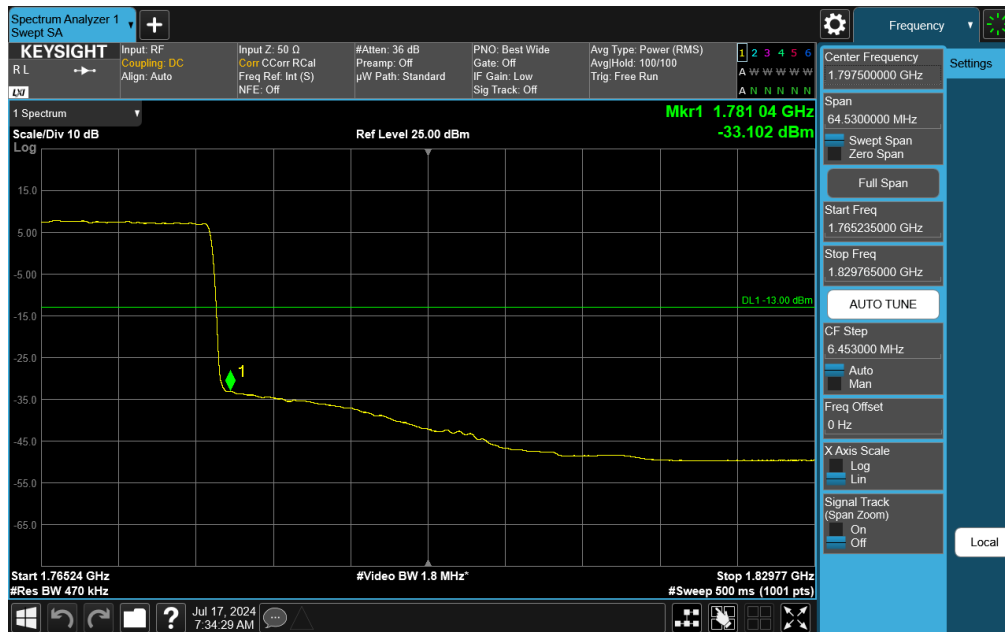


Plot 7-333. Lower Extended Band Edge Plot (NR Band n66 – 30.0MHz DFT-s-OFDM QPSK - Full RB)

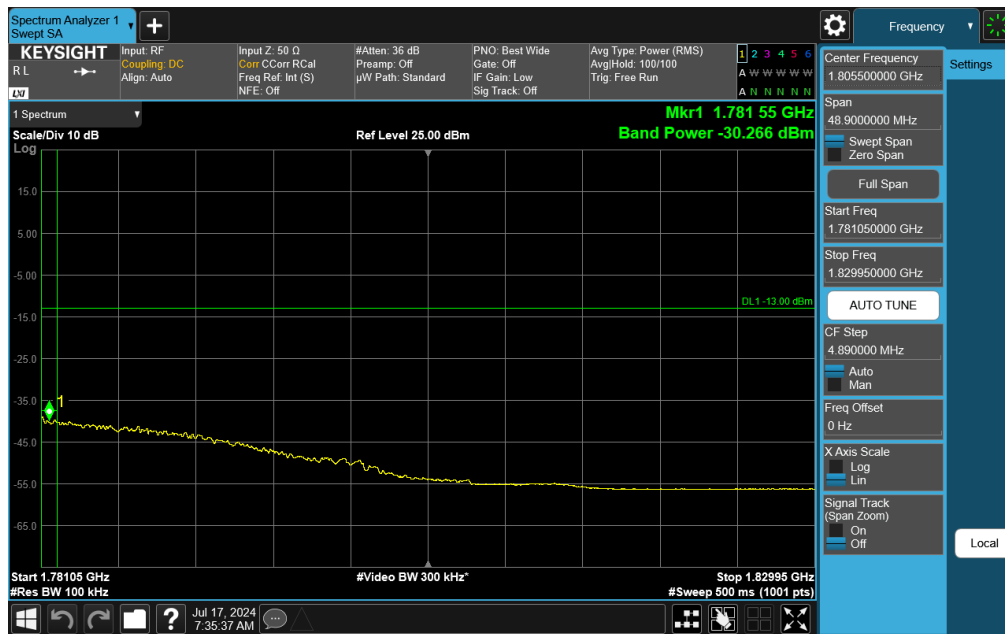
FCC ID: BCGA3269	<p>element</p> <p>PART 27 MEASUREMENT REPORT</p>		Approved by: Technical Manager
Test Report S/N: 1C2410210075-09-R1.BCG	Test Dates: 7/1/2024 - 12/27/2024	EUT Type: Tablet Device	Page 194 of 351

V2.2 09/07/2023

Unless otherwise specified, no part of this report may be reproduced or utilized in any part, form or by any means, electronic or mechanical, including photocopying and microfilm, without permission in writing from Element Materials Technology. If you have any questions about this or have an enquiry about obtaining additional rights to this report or assembly of contents thereof, please contact [ct.info@element.com](mailto:ct.info@element.com).



Plot 7-334. Upper Band Edge Plot (NR Band n66 – 30.0MHz DFT-s-OFDM QPSK - Full RB)

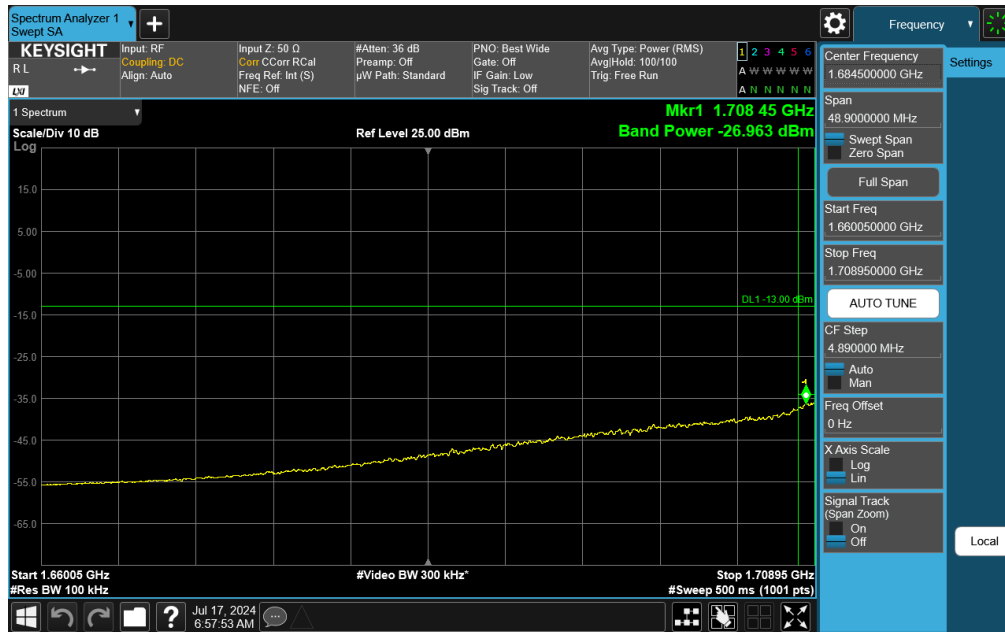
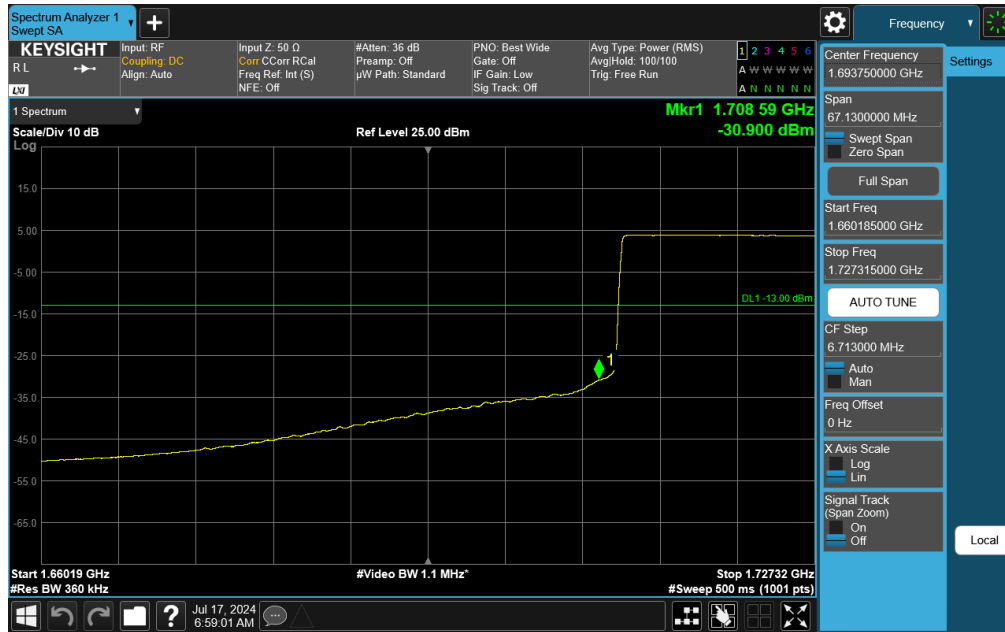


Plot 7-335. Upper Extended Band Edge Plot (NR Band n66 – 30.0MHz DFT-s-OFDM QPSK - Full RB)

FCC ID: BCGA3269	<b>PART 27 MEASUREMENT REPORT</b>		Approved by: Technical Manager
Test Report S/N: 1C2410210075-09-R1.BCG	Test Dates: 7/1/2024 - 12/27/2024	EUT Type: Tablet Device	Page 195 of 351

V2.2 09/07/2023

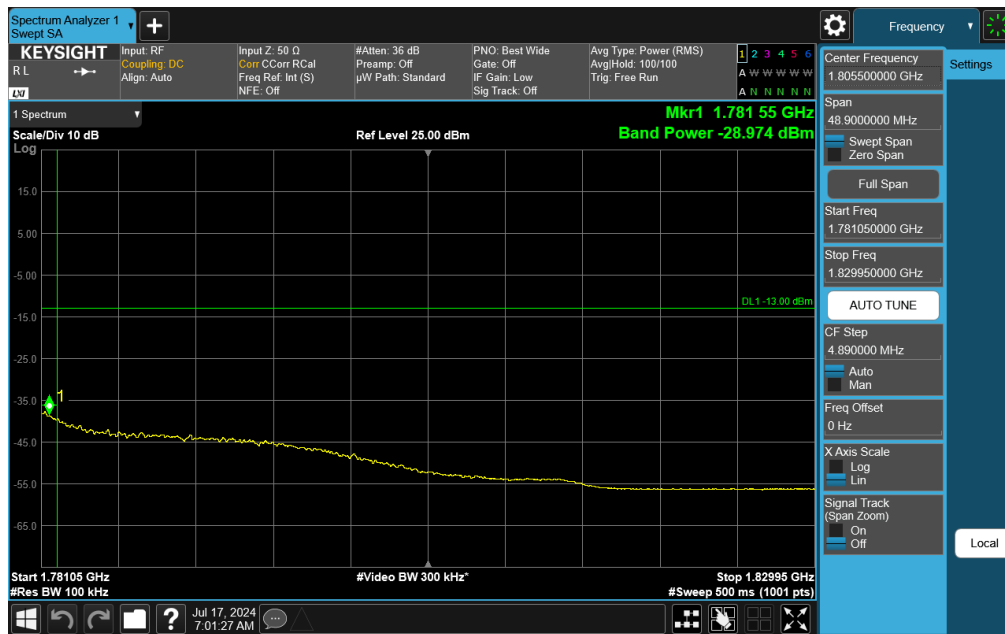
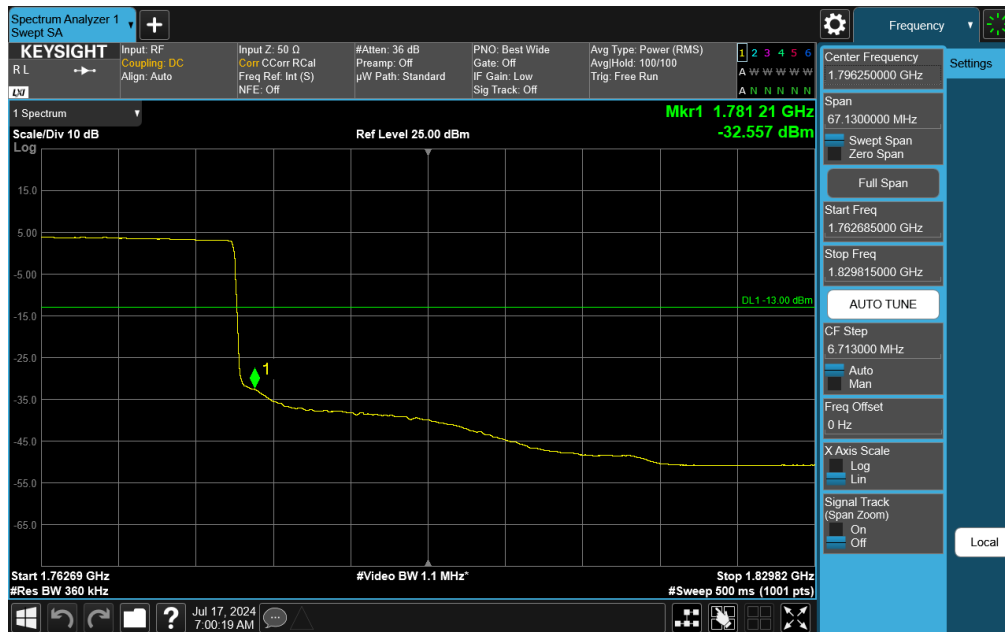
Unless otherwise specified, no part of this report may be reproduced or utilized in any part, form or by any means, electronic or mechanical, including photocopying and microfilm, without permission in writing from Element Materials Technology. If you have any questions about this or have an enquiry about obtaining additional rights to this report or assembly of contents thereof, please contact [ct.info@element.com](mailto:ct.info@element.com).



FCC ID: BCGA3269	<p>element</p> <p>PART 27 MEASUREMENT REPORT</p>		Approved by: Technical Manager
Test Report S/N: 1C2410210075-09-R1.BCG	Test Dates: 7/1/2024 - 12/27/2024	EUT Type: Tablet Device	Page 196 of 351

V2.2 09/07/2023

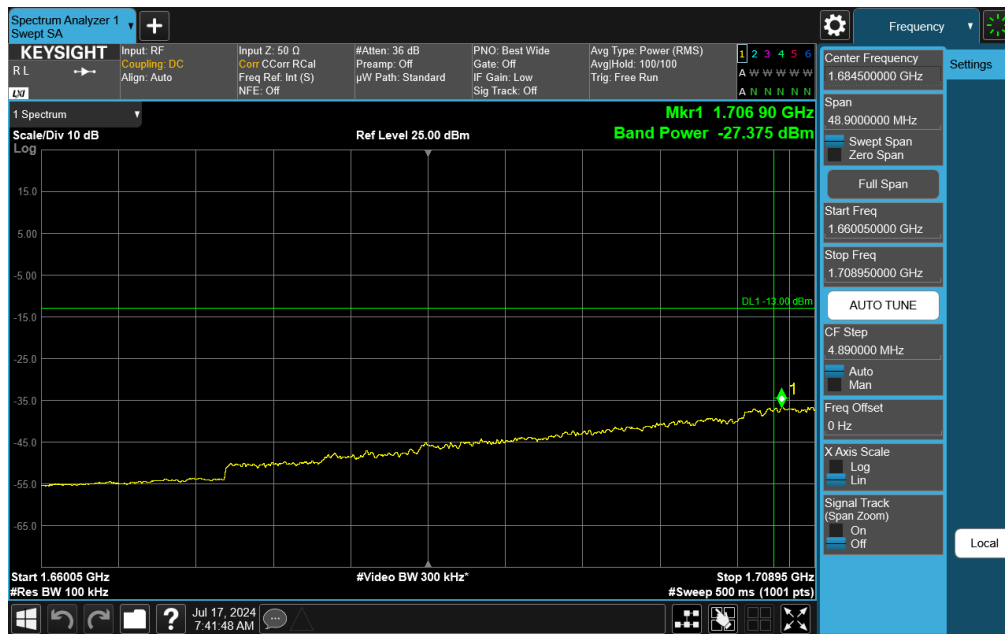
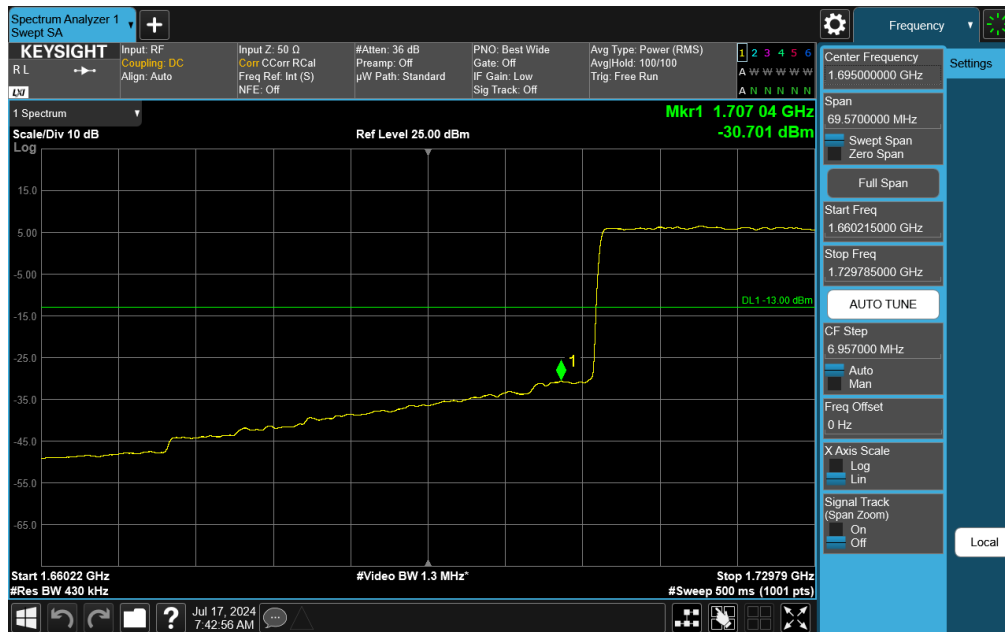
Unless otherwise specified, no part of this report may be reproduced or utilized in any part, form or by any means, electronic or mechanical, including photocopying and microfilm, without permission in writing from Element Materials Technology. If you have any questions about this or have an enquiry about obtaining additional rights to this report or assembly of contents thereof, please contact [ct.info@element.com](mailto:ct.info@element.com).



FCC ID: BCGA3269	element	PART 27 MEASUREMENT REPORT	Approved by: Technical Manager
Test Report S/N: 1C2410210075-09-R1.BCG	Test Dates: 7/1/2024 - 12/27/2024	EUT Type: Tablet Device	Page 197 of 351

V2.2 09/07/2023

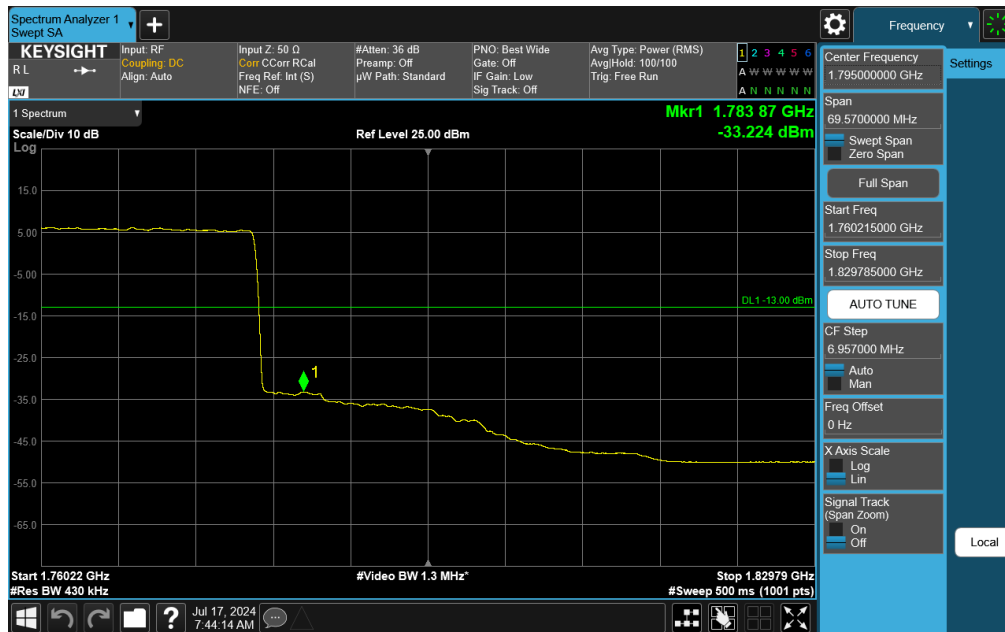
Unless otherwise specified, no part of this report may be reproduced or utilized in any part, form or by any means, electronic or mechanical, including photocopying and microfilm, without permission in writing from Element Materials Technology. If you have any questions about this or have an enquiry about obtaining additional rights to this report or assembly of contents thereof, please contact [ct.info@element.com](mailto:ct.info@element.com).



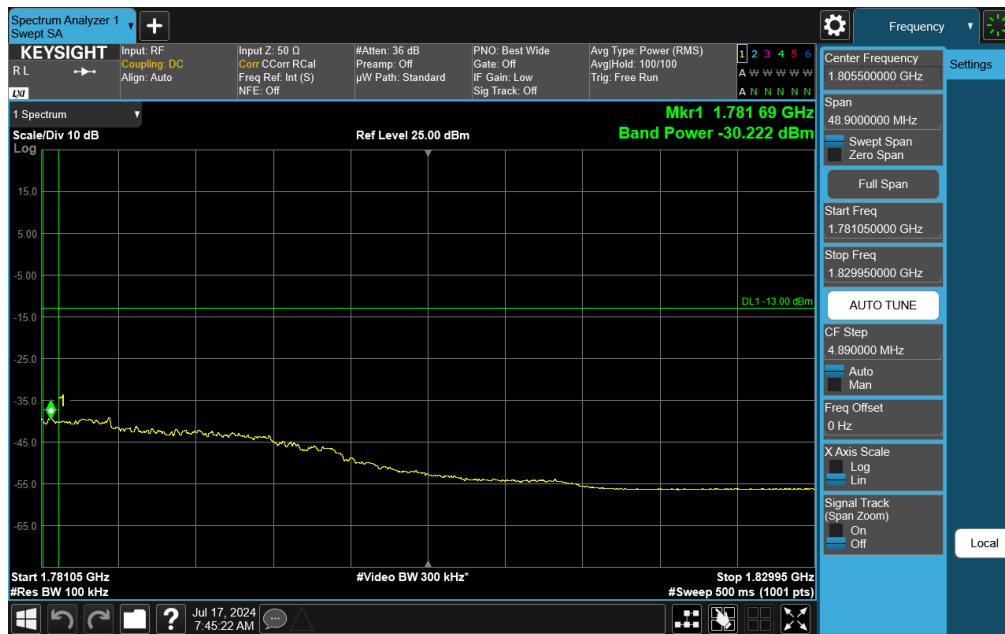
FCC ID: BCGA3269	<p>element</p> <p>PART 27 MEASUREMENT REPORT</p>		Approved by: Technical Manager
Test Report S/N: 1C2410210075-09-R1.BCG	Test Dates: 7/1/2024 - 12/27/2024	EUT Type: Tablet Device	Page 198 of 351

V2.2 09/07/2023

Unless otherwise specified, no part of this report may be reproduced or utilized in any part, form or by any means, electronic or mechanical, including photocopying and microfilm, without permission in writing from Element Materials Technology. If you have any questions about this or have an enquiry about obtaining additional rights to this report or assembly of contents thereof, please contact [ct.info@element.com](mailto:ct.info@element.com).



Plot 7-342. Upper Band Edge Plot (NR Band n66 – 40.0MHz DFT-s-OFDM QPSK - Full RB)

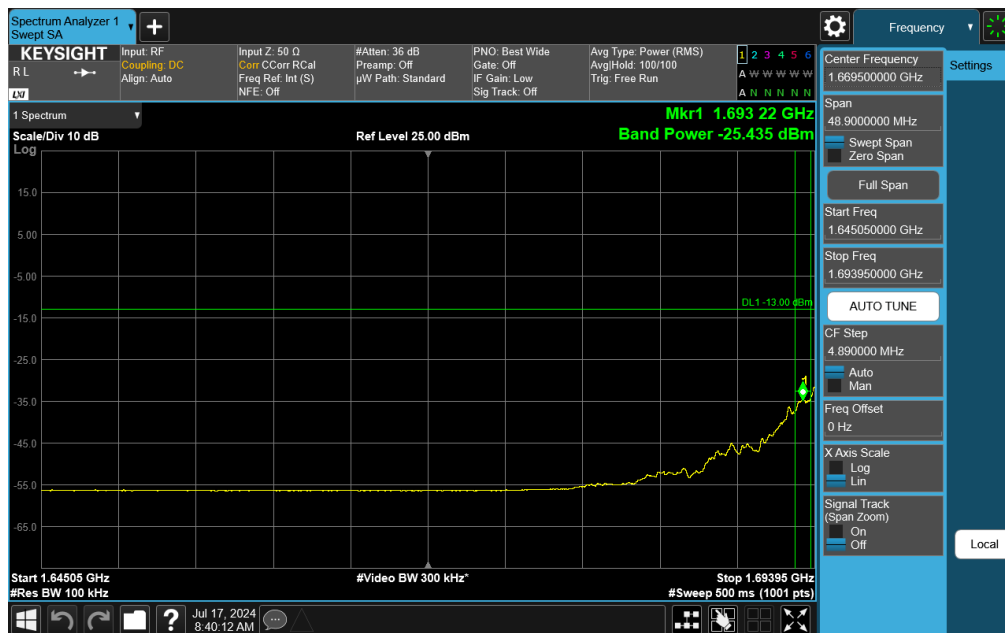
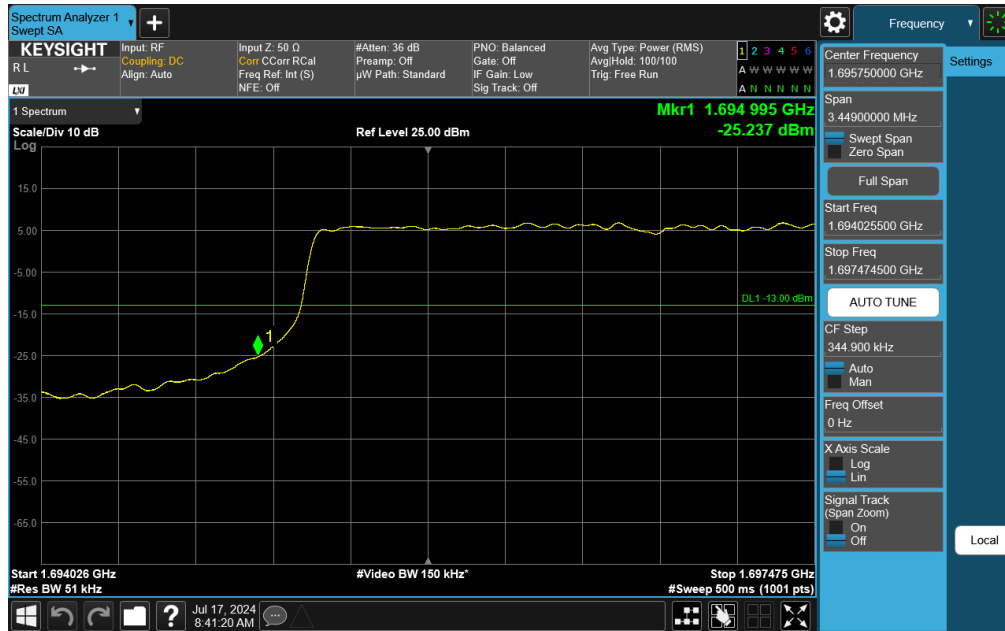



Plot 7-343. Upper Extended Band Edge Plot (NR Band n66 – 40.0MHz DFT-s-OFDM QPSK - Full RB)

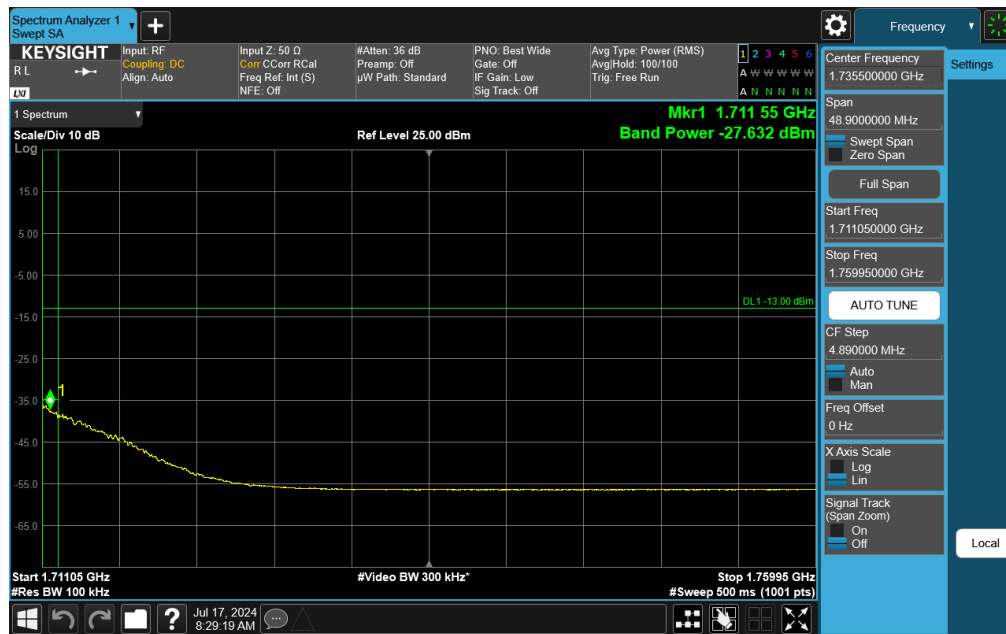
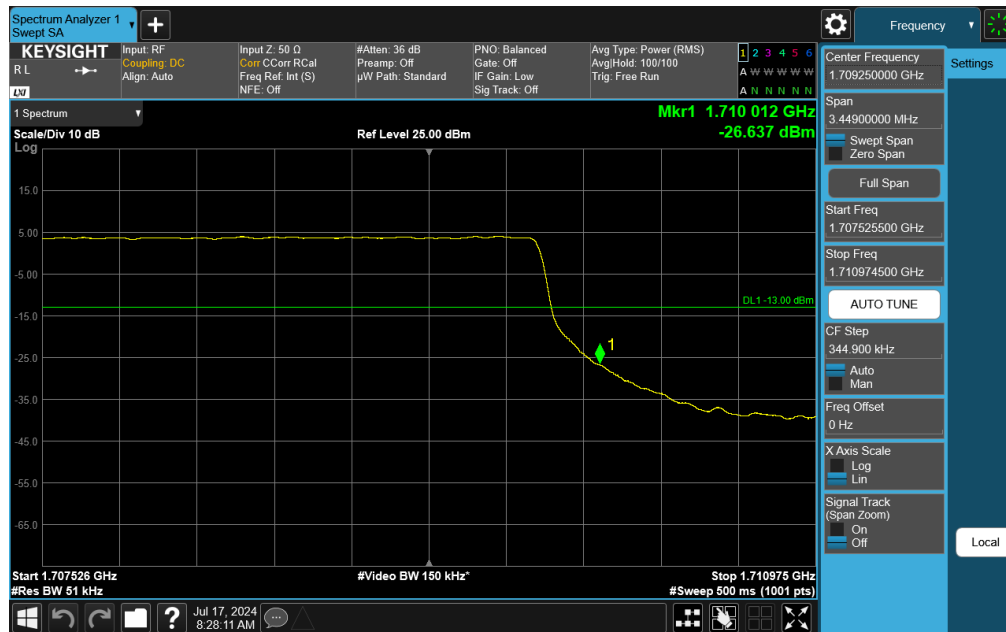
FCC ID: BCGA3269	<b>PART 27 MEASUREMENT REPORT</b>		Approved by: Technical Manager
Test Report S/N: 1C2410210075-09-R1.BCG	Test Dates: 7/1/2024 - 12/27/2024	EUT Type: Tablet Device	Page 199 of 351

V2.2 09/07/2023

Unless otherwise specified, no part of this report may be reproduced or utilized in any part, form or by any means, electronic or mechanical, including photocopying and microfilm, without permission in writing from Element Materials Technology. If you have any questions about this or have an enquiry about obtaining additional rights to this report or assembly of contents thereof, please contact [ct.info@element.com](mailto:ct.info@element.com).



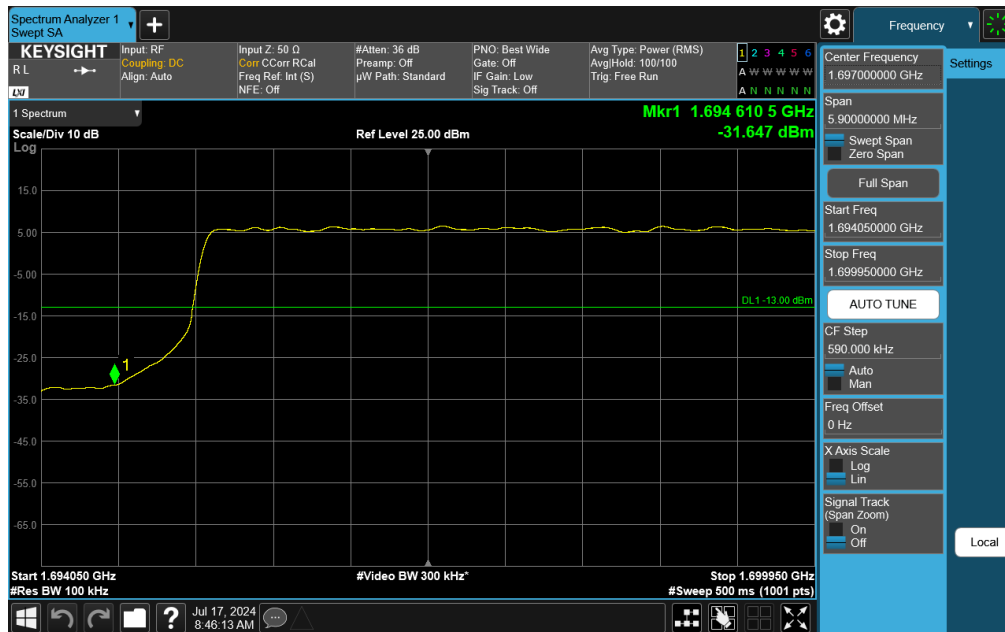
FCC ID: BCGA3269	 <b>PART 27 MEASUREMENT REPORT</b>		Approved by: Technical Manager
Test Report S/N: 1C2410210075-09-R1.BCG	Test Dates: 7/1/2024 - 12/27/2024	EUT Type: Tablet Device	Page 200 of 351



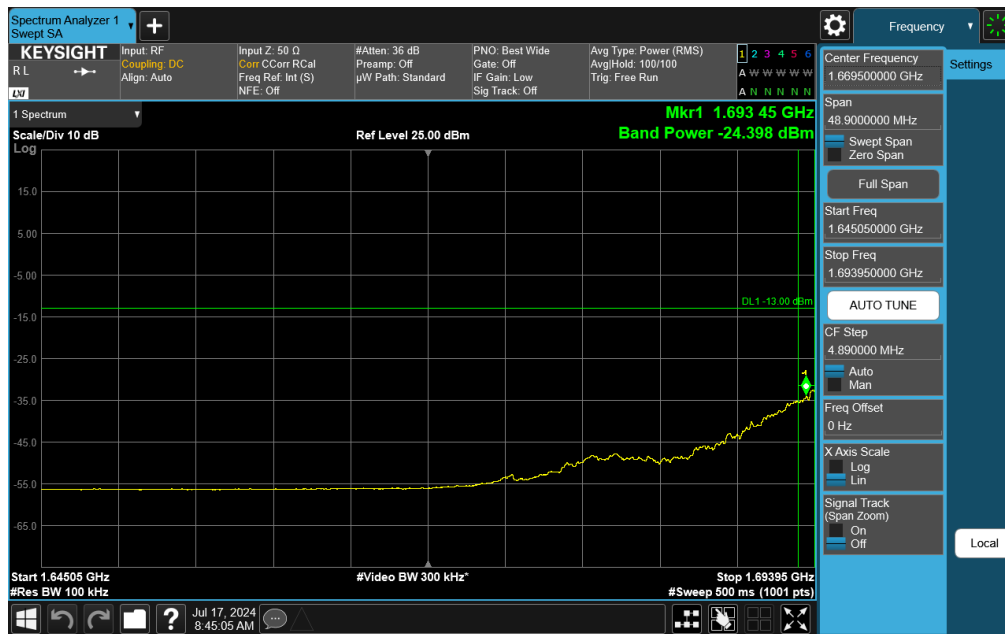
FCC ID: BCGA3269	<b>PART 27 MEASUREMENT REPORT</b>		Approved by: Technical Manager
Test Report S/N: 1C2410210075-09-R1.BCG	Test Dates: 7/1/2024 - 12/27/2024	EUT Type: Tablet Device	Page 201 of 351

V2.2 09/07/2023

Unless otherwise specified, no part of this report may be reproduced or utilized in any part, form or by any means, electronic or mechanical, including photocopying and microfilm, without permission in writing from Element Materials Technology. If you have any questions about this or have an enquiry about obtaining additional rights to this report or assembly of contents thereof, please contact [ct.info@element.com](mailto:ct.info@element.com).



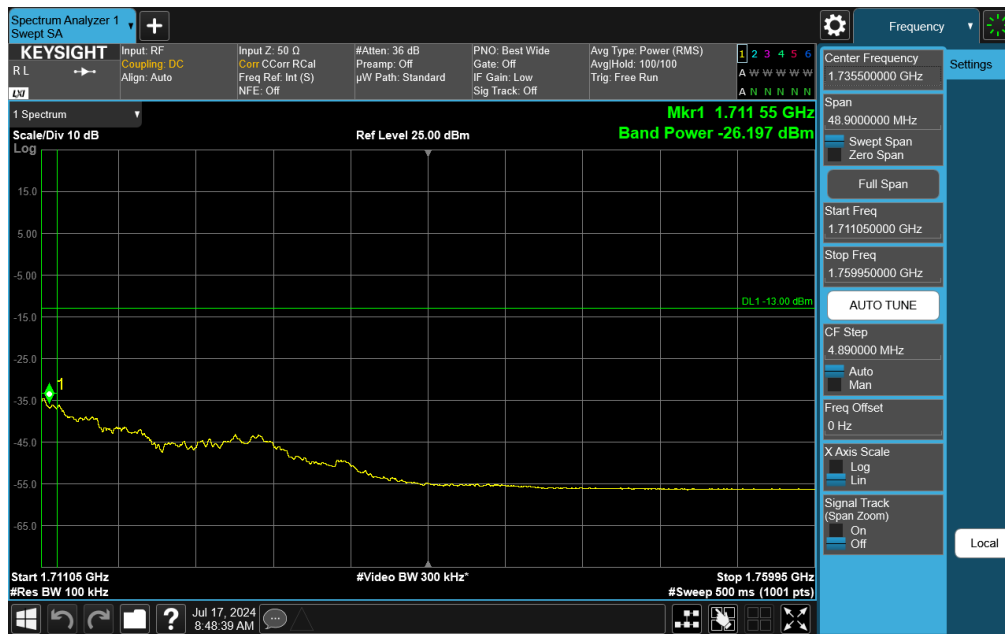
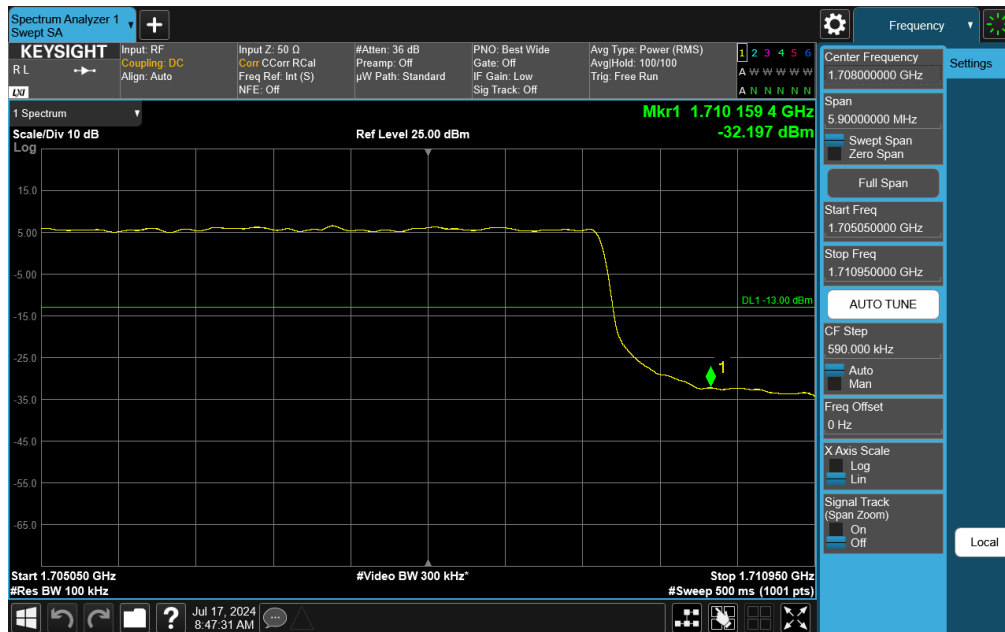
Plot 7-348. Lower Band Edge Plot (NR Band n70 – 10.0MHz DFT-s-OFDM QPSK - Full RB)



Plot 7-349. Lower Extended Band Edge Plot (NR Band n70 – 10.0MHz DFT-s-OFDM QPSK - Full RB)

FCC ID: BCGA3269	<b>PART 27 MEASUREMENT REPORT</b>		Approved by: Technical Manager
Test Report S/N: 1C2410210075-09-R1.BCG	Test Dates: 7/1/2024 - 12/27/2024	EUT Type: Tablet Device	Page 202 of 351

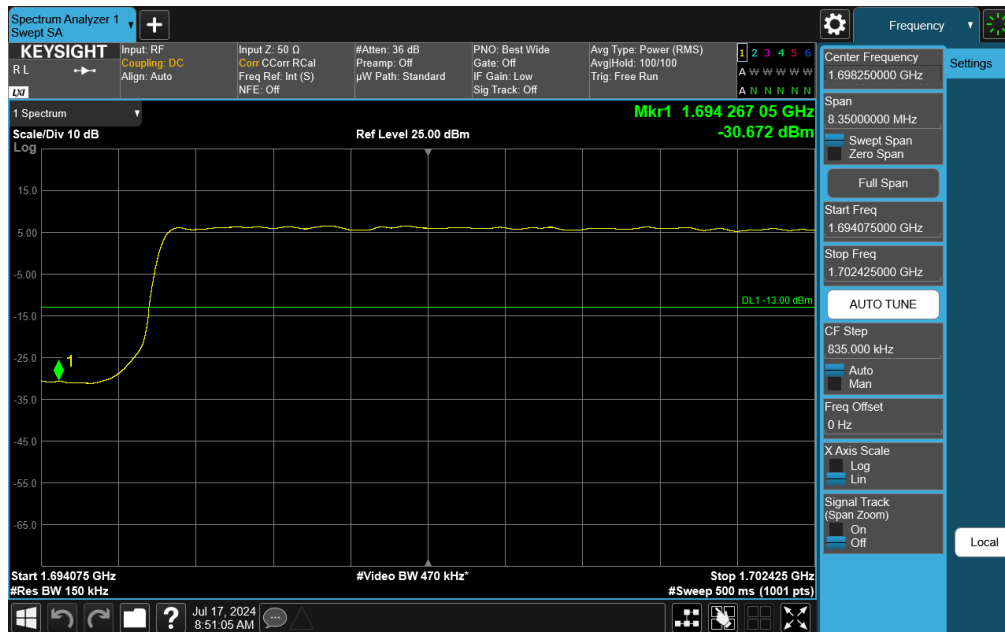
V2.2 09/07/2023



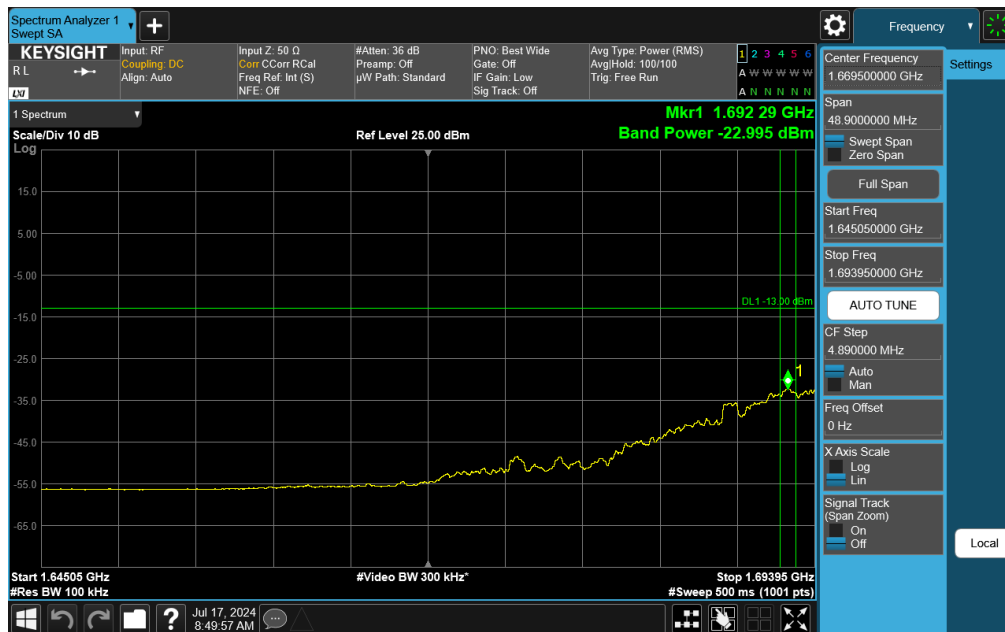
FCC ID: BCGA3269	<b>PART 27 MEASUREMENT REPORT</b>		Approved by: Technical Manager
Test Report S/N: 1C2410210075-09-R1.BCG	Test Dates: 7/1/2024 - 12/27/2024	EUT Type: Tablet Device	Page 203 of 351

V2.2 09/07/2023

Unless otherwise specified, no part of this report may be reproduced or utilized in any part, form or by any means, electronic or mechanical, including photocopying and microfilm, without permission in writing from Element Materials Technology. If you have any questions about this or have an enquiry about obtaining additional rights to this report or assembly of contents thereof, please contact [ct.info@element.com](mailto:ct.info@element.com).



Plot 7-352. Lower Band Edge Plot (NR Band n70 – 15.0MHz DFT-s-OFDM QPSK - Full RB)

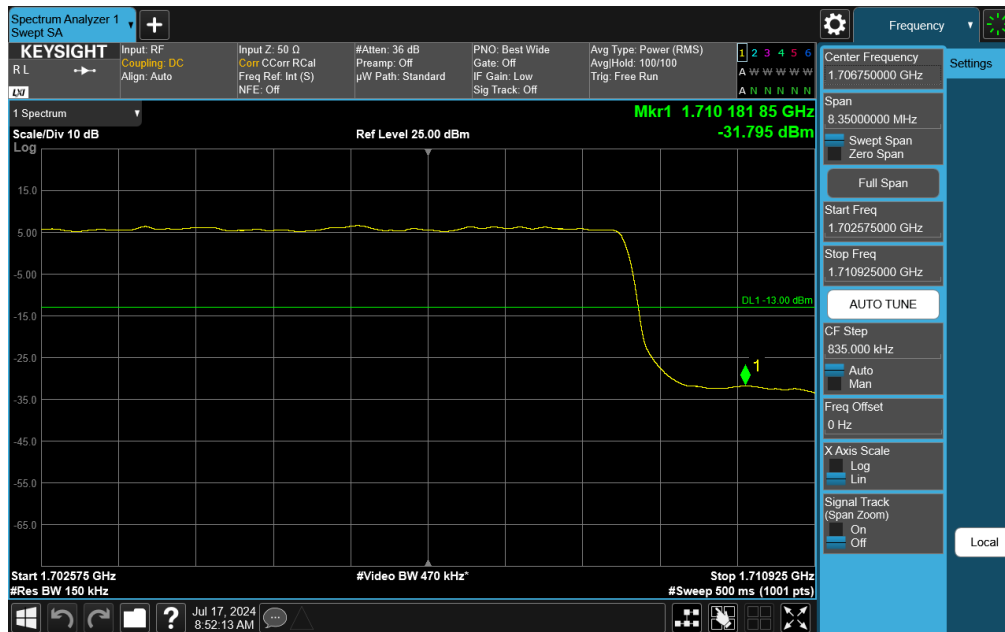


Plot 7-353. Lower Extended Band Edge Plot (NR Band n70 – 15.0MHz DFT-s-OFDM QPSK - Full RB)

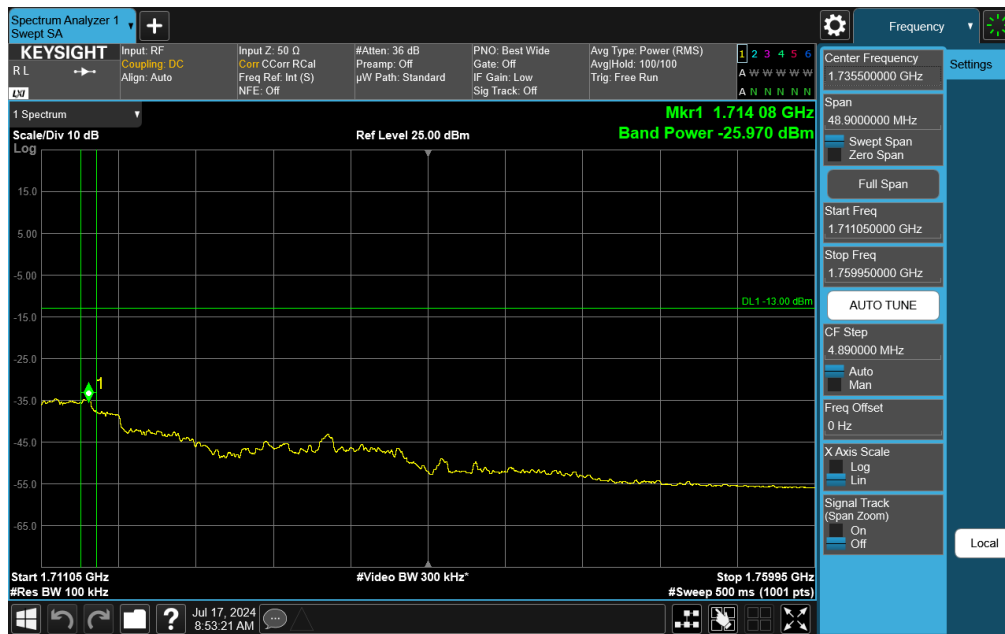
FCC ID: BCGA3269	<p>element</p> <p>PART 27 MEASUREMENT REPORT</p>		Approved by: Technical Manager
Test Report S/N: 1C2410210075-09-R1.BCG	Test Dates: 7/1/2024 - 12/27/2024	EUT Type: Tablet Device	Page 204 of 351

V2.2 09/07/2023

Unless otherwise specified, no part of this report may be reproduced or utilized in any part, form or by any means, electronic or mechanical, including photocopying and microfilm, without permission in writing from Element Materials Technology. If you have any questions about this or have an enquiry about obtaining additional rights to this report or assembly of contents thereof, please contact [ct.info@element.com](mailto:ct.info@element.com).



Plot 7-354. Upper Band Edge Plot (NR Band n70 – 15.0MHz DFT-s-OFDM QPSK - Full RB)



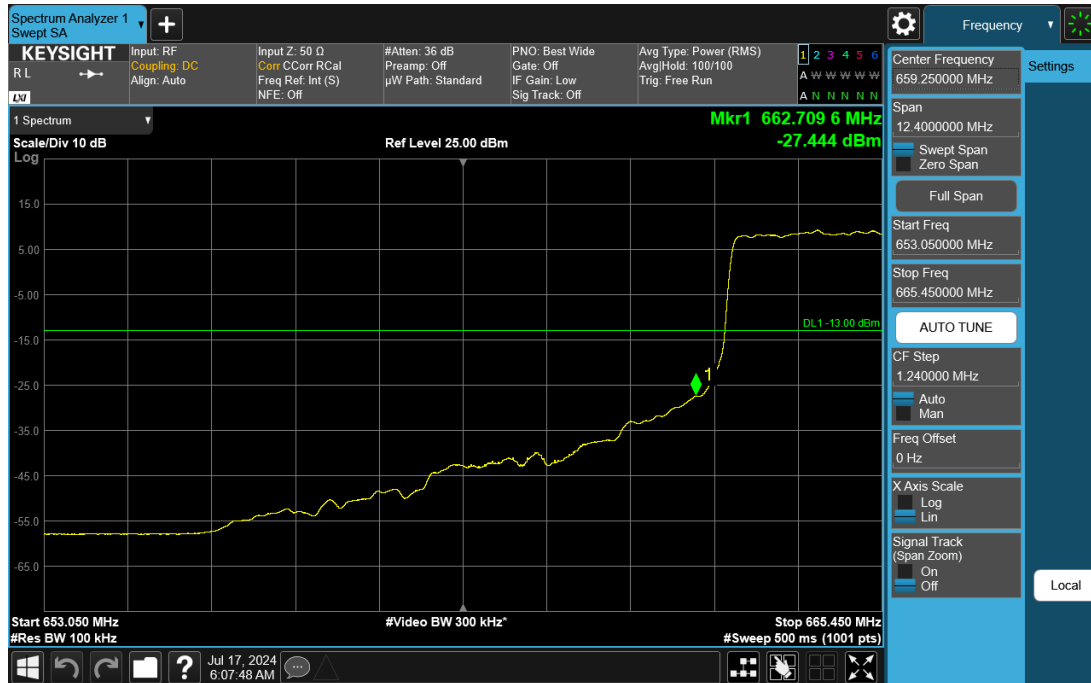
Plot 7-355. Upper Extended Band Edge Plot (NR Band n70 – 15.0MHz DFT-s-OFDM QPSK - Full RB)


FCC ID: BCGA3269	<b>PART 27 MEASUREMENT REPORT</b>		Approved by: Technical Manager
Test Report S/N: 1C2410210075-09-R1.BCG	Test Dates: 7/1/2024 - 12/27/2024	EUT Type: Tablet Device	Page 205 of 351

V2.2 09/07/2023

Unless otherwise specified, no part of this report may be reproduced or utilized in any part, form or by any means, electronic or mechanical, including photocopying and microfilm, without permission in writing from Element Materials Technology. If you have any questions about this or have an enquiry about obtaining additional rights to this report or assembly of contents thereof, please contact [ct.info@element.com](mailto:ct.info@element.com).

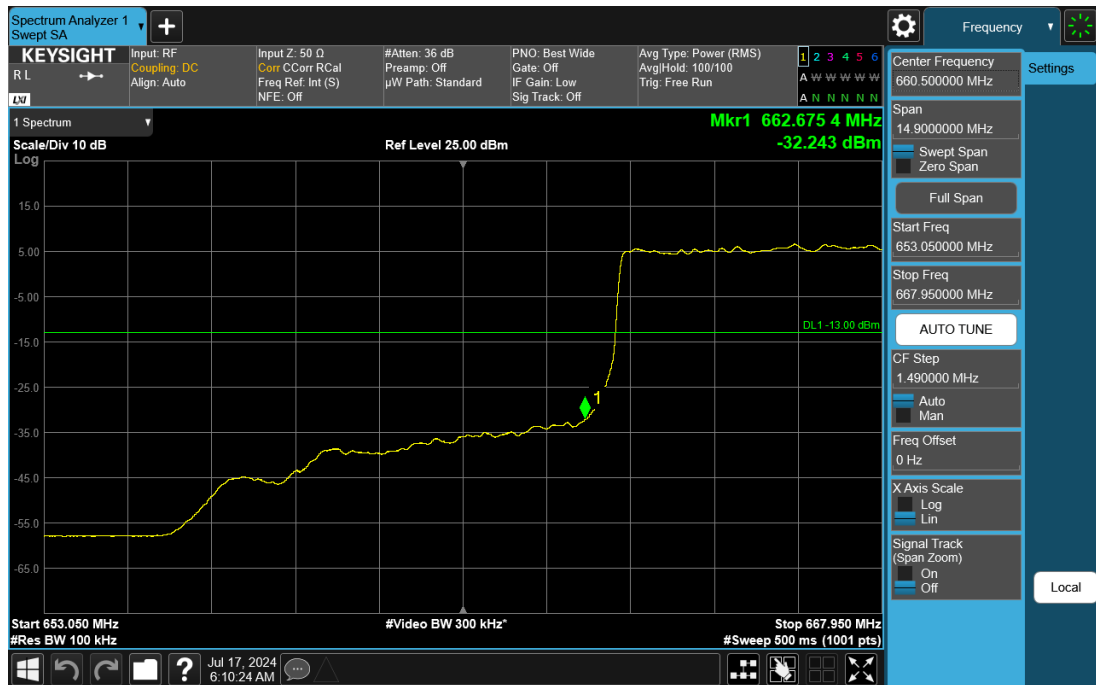
## NR Band n71



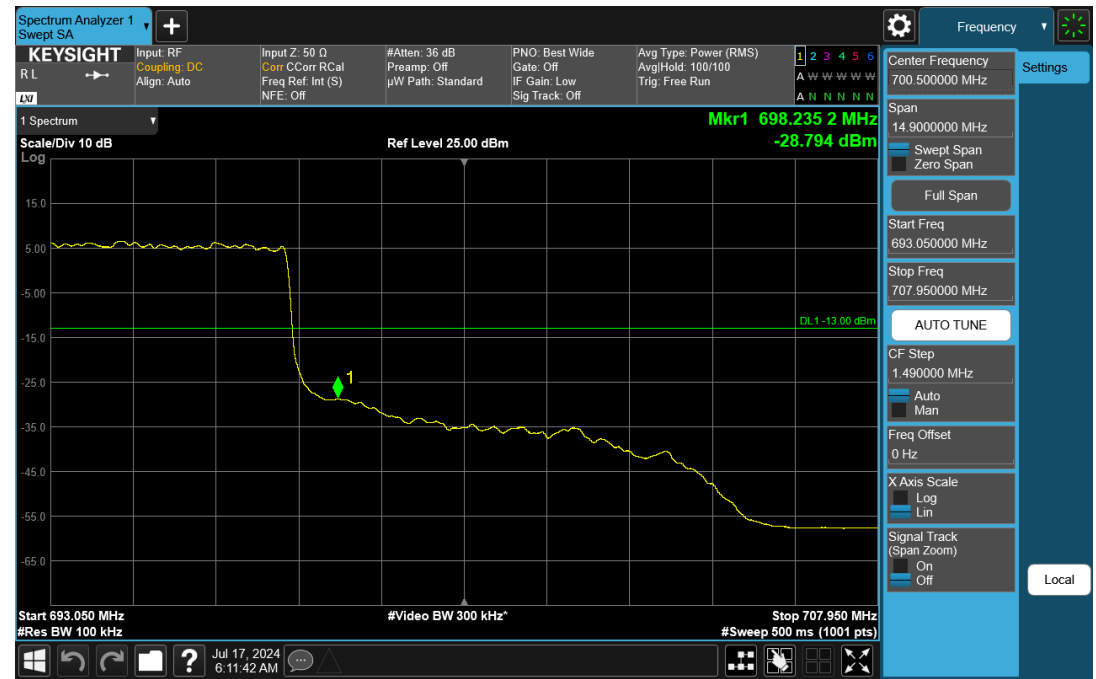
FCC ID: BCGA3269	 <b>PART 27 MEASUREMENT REPORT</b>		Approved by: Technical Manager
Test Report S/N: 1C2410210075-09-R1.BCG	Test Dates: 7/1/2024 - 12/27/2024	EUT Type: Tablet Device	Page 206 of 351

V2.2 09/07/2023

Unless otherwise specified, no part of this report may be reproduced or utilized in any part, form or by any means, electronic or mechanical, including photocopying and microfilm, without permission in writing from Element Materials Technology. If you have any questions about this or have an enquiry about obtaining additional rights to this report or assembly of contents thereof, please contact [ct.info@element.com](mailto:ct.info@element.com).

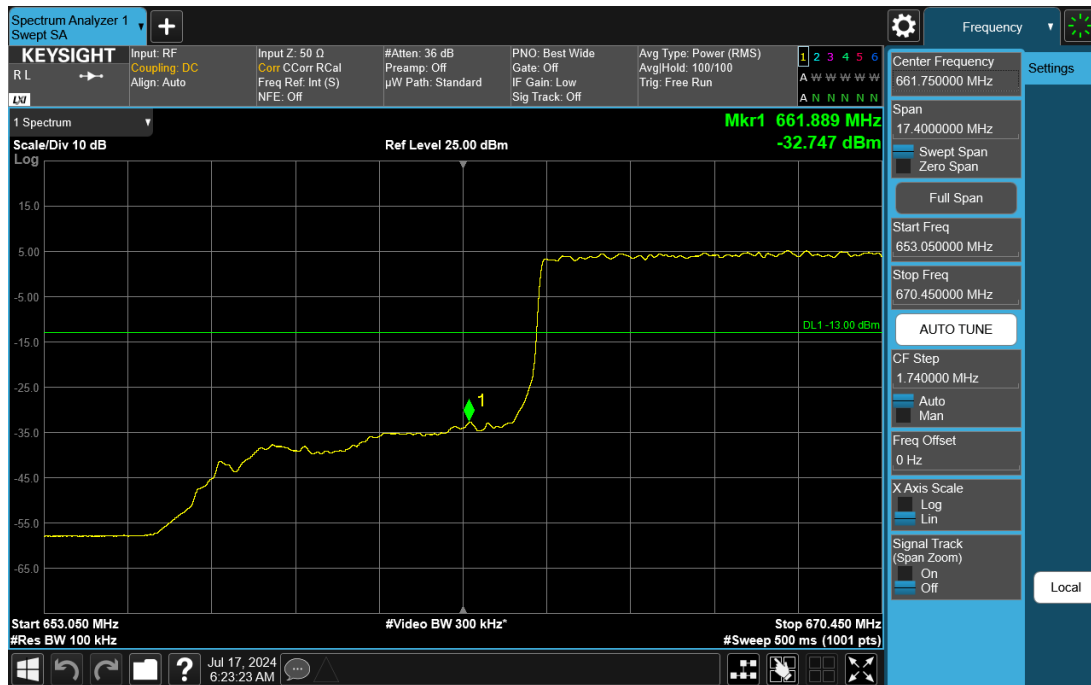


Plot 7-358. Lower Band Edge Plot (NR Band n71 – 10.0MHz DFT-s-OFDM QPSK - Full RB)



Plot 7-359. Upper Band Edge Plot (NR Band n71 – 10.0MHz DFT-s-OFDM QPSK - Full RB)

FCC ID: BCGA3269	PART 27 MEASUREMENT REPORT		Approved by: Technical Manager
Test Report S/N: 1C2410210075-09-R1.BCG	Test Dates: 7/1/2024 - 12/27/2024	EUT Type: Tablet Device	Page 207 of 351



Plot 7-360. Lower Band Edge Plot (NR Band n71 – 15.0MHz DFT-s-OFDM  $\pi/2$  BPSK - Full RB)

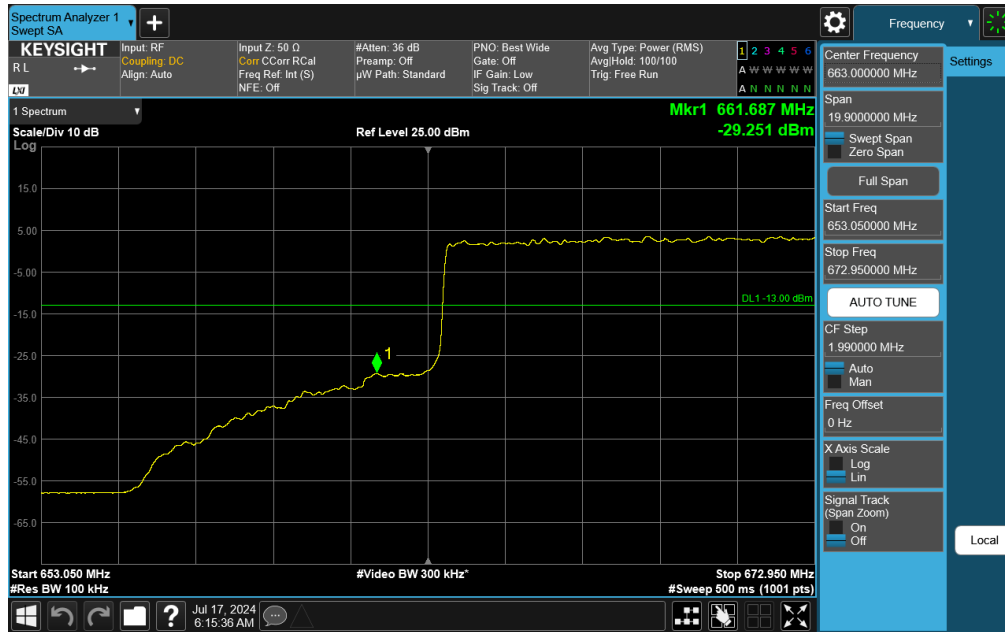


Plot 7-361. Upper Band Edge Plot (NR Band n71 – 15.0MHz DFT-s-OFDM  $\pi/2$  BPSK - Full RB)

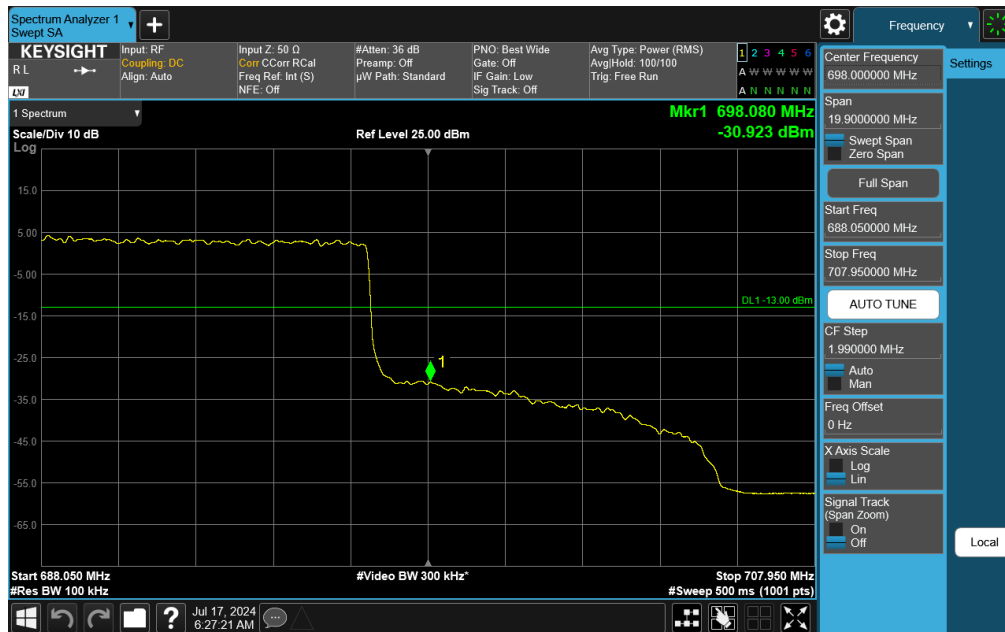
FCC ID: BCGA3269	<b>PART 27 MEASUREMENT REPORT</b>		Approved by: Technical Manager
Test Report S/N: 1C2410210075-09-R1.BCG	Test Dates: 7/1/2024 - 12/27/2024	EUT Type: Tablet Device	Page 208 of 351

V2.2 09/07/2023

Unless otherwise specified, no part of this report may be reproduced or utilized in any part, form or by any means, electronic or mechanical, including photocopying and microfilm, without permission in writing from Element Materials Technology. If you have any questions about this or have an enquiry about obtaining additional rights to this report or assembly of contents thereof, please contact [ct.info@element.com](mailto:ct.info@element.com).



Plot 7-362. Lower Band Edge Plot (NR Band n71 – 20.0MHz DFT-s-OFDM QPSK - Full RB)



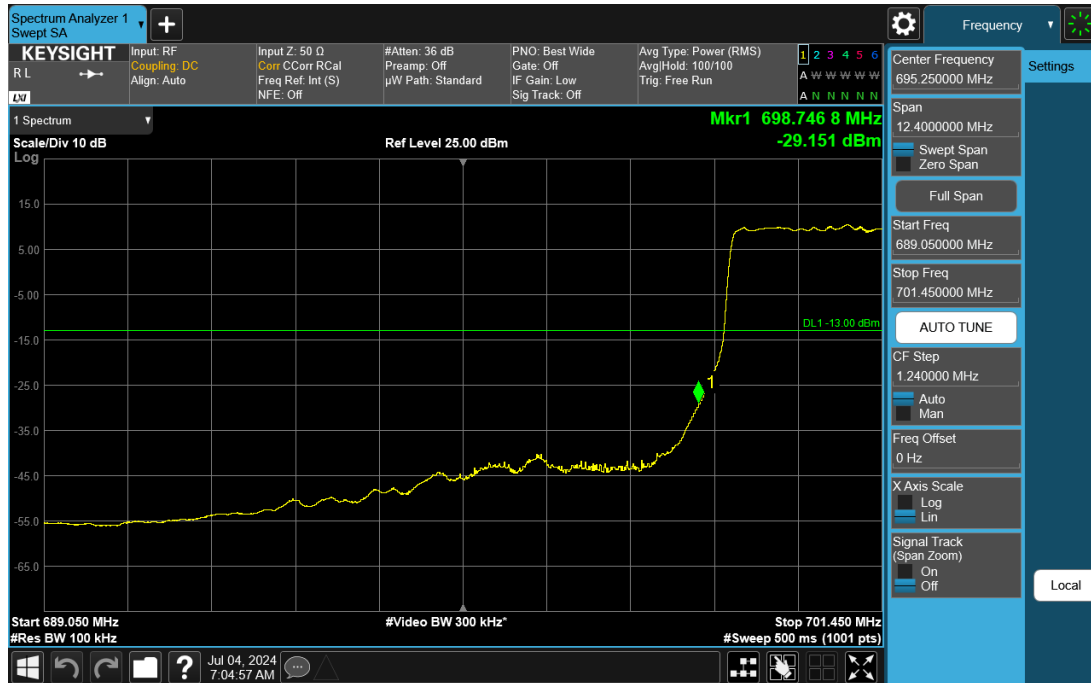
Plot 7-363. Upper Band Edge Plot (NR Band n71 – 20.0MHz DFT-s-OFDM  $\pi/2$  BPSK - Full RB)


FCC ID: BCGA3269	element	PART 27 MEASUREMENT REPORT	Approved by: Technical Manager
Test Report S/N: 1C2410210075-09-R1.BCG	Test Dates: 7/1/2024 - 12/27/2024	EUT Type: Tablet Device	Page 209 of 351

V2.2 09/07/2023

Unless otherwise specified, no part of this report may be reproduced or utilized in any part, form or by any means, electronic or mechanical, including photocopying and microfilm, without permission in writing from Element Materials Technology. If you have any questions about this or have an enquiry about obtaining additional rights to this report or assembly of contents thereof, please contact [ct.info@element.com](mailto:ct.info@element.com).

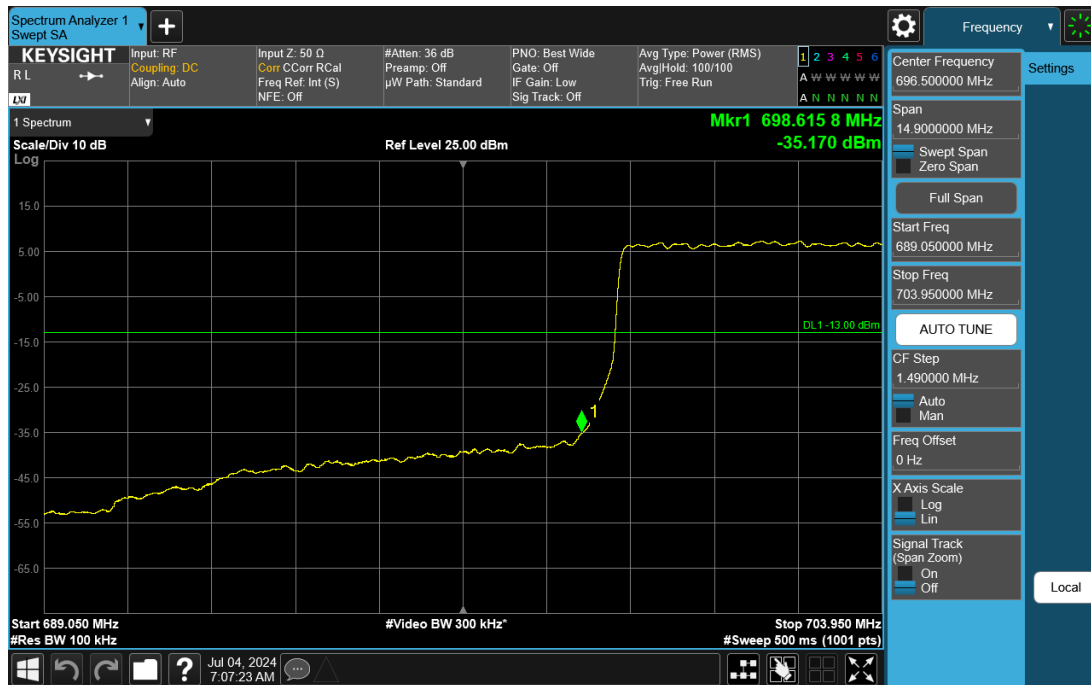
## NR Band n12



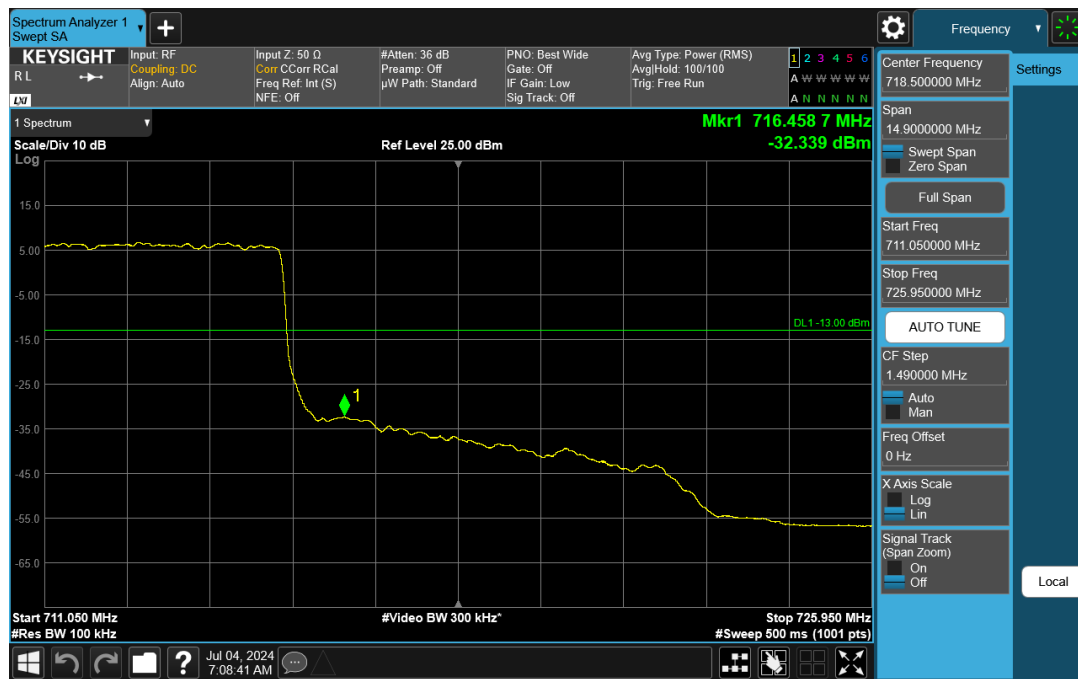
FCC ID: BCGA3269	 <b>PART 27 MEASUREMENT REPORT</b>		Approved by: Technical Manager
Test Report S/N: 1C2410210075-09-R1.BCG	Test Dates: 7/1/2024 - 12/27/2024	EUT Type: Tablet Device	Page 210 of 351

V2.2 09/07/2023

Unless otherwise specified, no part of this report may be reproduced or utilized in any part, form or by any means, electronic or mechanical, including photocopying and microfilm, without permission in writing from Element Materials Technology. If you have any questions about this or have an enquiry about obtaining additional rights to this report or assembly of contents thereof, please contact [ct.info@element.com](mailto:ct.info@element.com).



Plot 7-366. Lower Band Edge Plot (NR Band n12 – 10.0MHz DFT-s-OFDM QPSK - Full RB)

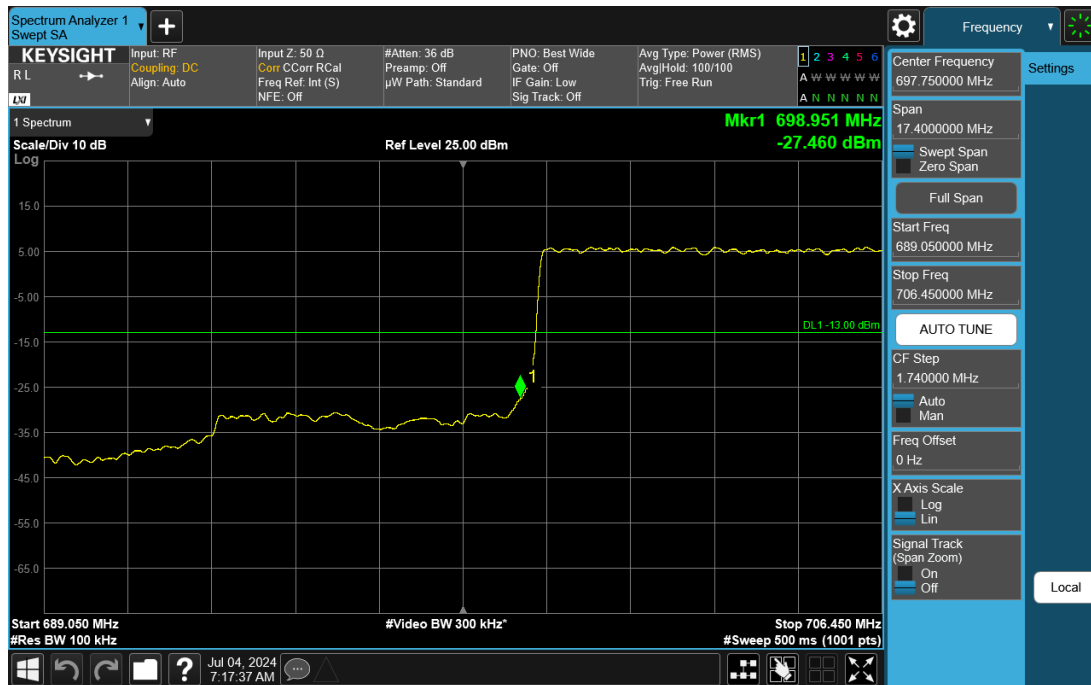


Plot 7-367. Upper Band Edge Plot (NR Band n12 – 10.0MHz DFT-s-OFDM QPSK- Full RB)

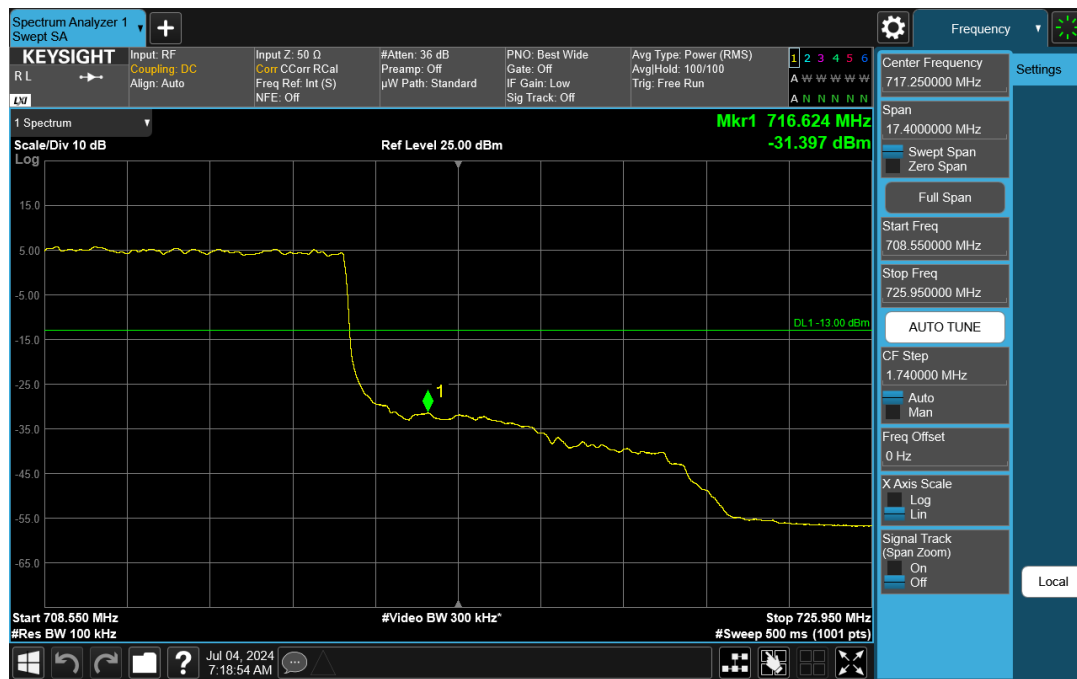
FCC ID: BCGA3269	<b>PART 27 MEASUREMENT REPORT</b>		Approved by: Technical Manager
Test Report S/N: 1C2410210075-09-R1.BCG	Test Dates: 7/1/2024 - 12/27/2024	EUT Type: Tablet Device	Page 211 of 351

V2.2 09/07/2023


Unless otherwise specified, no part of this report may be reproduced or utilized in any part, form or by any means, electronic or mechanical, including photocopying and microfilm, without permission in writing from Element Materials Technology. If you have any questions about this or have an enquiry about obtaining additional rights to this report or assembly of contents thereof, please contact [ct.info@element.com](mailto:ct.info@element.com).



Plot 7-368. Lower Band Edge Plot (NR Band n12 – 15.0MHz DFT-s-OFDM  $\pi/2$  BPSK - Full RB)

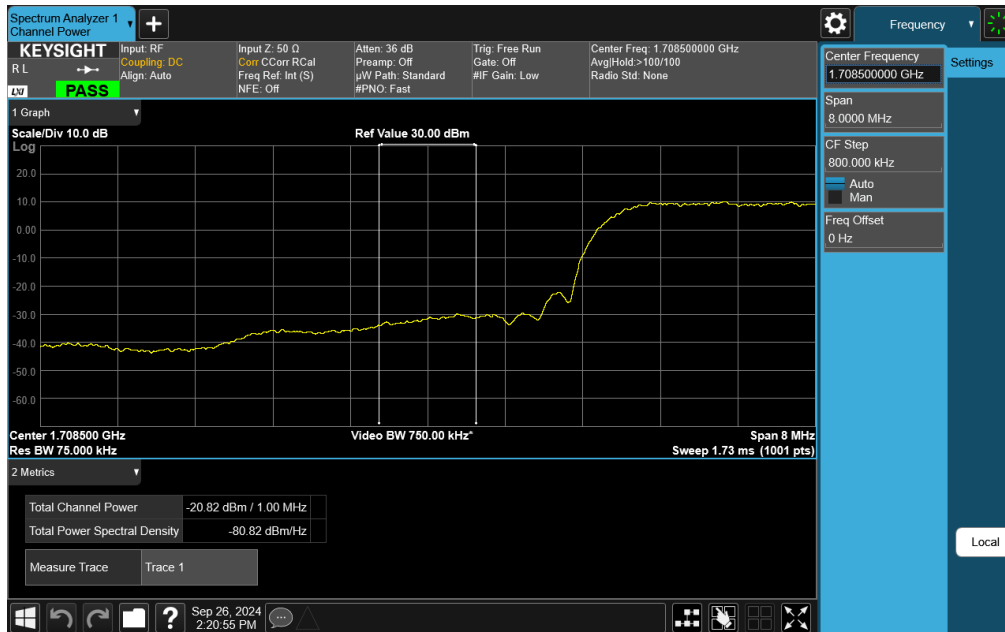
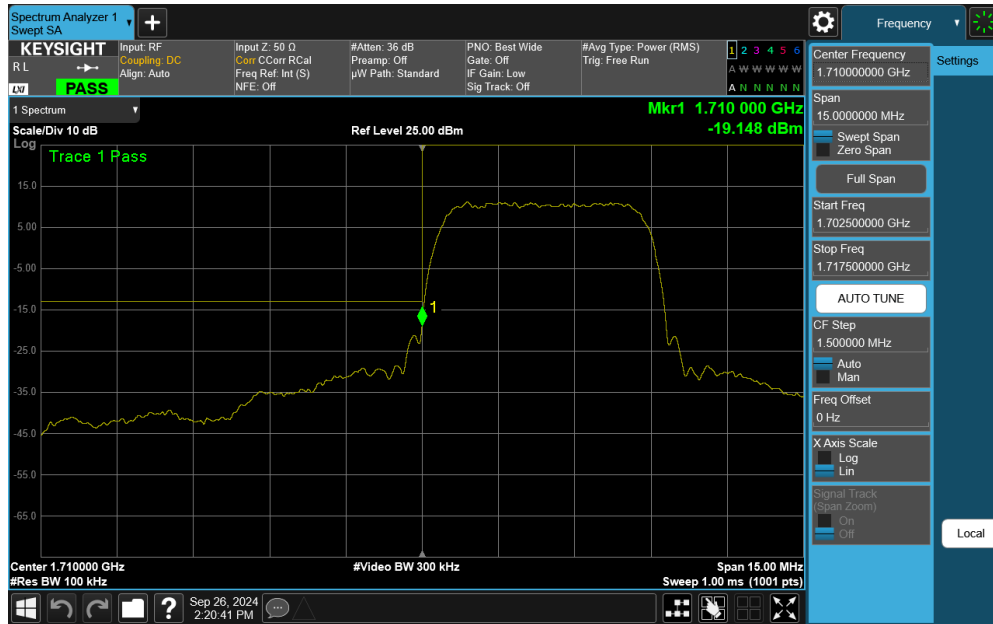



Plot 7-369. Upper Band Edge Plot (NR Band n12 – 15.0MHz DFT-s-OFDM  $\pi/2$  BPSK - Full RB)

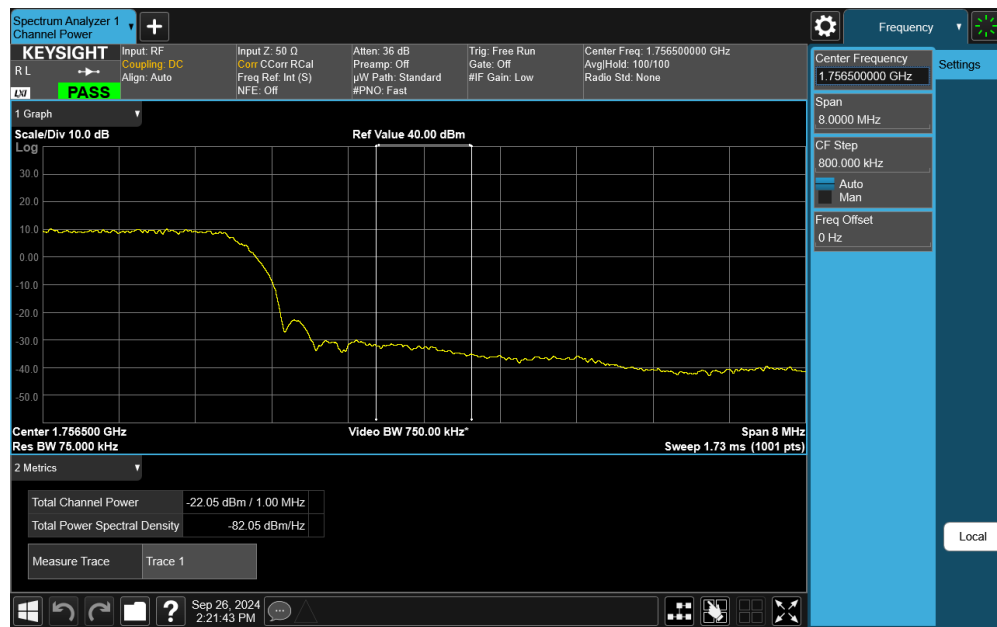
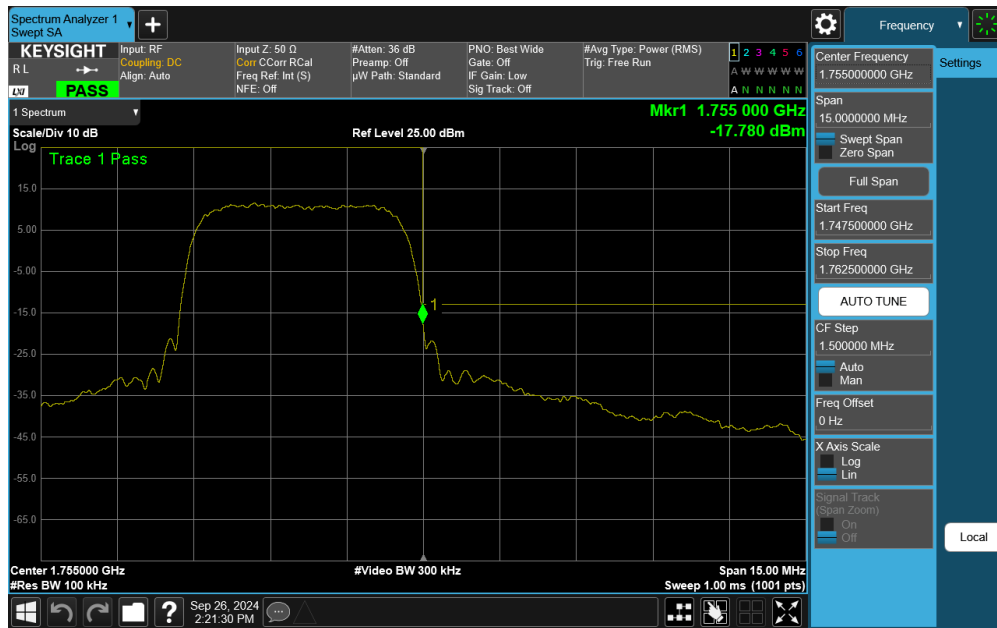
FCC ID: BCGA3269	 <b>PART 27 MEASUREMENT REPORT</b>		Approved by: Technical Manager
Test Report S/N: 1C2410210075-09-R1.BCG	Test Dates: 7/1/2024 - 12/27/2024	EUT Type: Tablet Device	Page 212 of 351

V2.2 09/07/2023

Unless otherwise specified, no part of this report may be reproduced or utilized in any part, form or by any means, electronic or mechanical, including photocopying and microfilm, without permission in writing from Element Materials Technology. If you have any questions about this or have an enquiry about obtaining additional rights to this report or assembly of contents thereof, please contact [ct.info@element.com](mailto:ct.info@element.com).



FCC ID: BCGA3269	 <b>PART 27 MEASUREMENT REPORT</b>		Approved by: Technical Manager
Test Report S/N: 1C2410210075-09-R1.BCG	Test Dates: 7/1/2024 - 12/27/2024	EUT Type: Tablet Device	Page 213 of 351



FCC ID: BCGA3269	<p>element</p> <p>PART 27 MEASUREMENT REPORT</p>		Approved by: Technical Manager
Test Report S/N: 1C2410210075-09-R1.BCG	Test Dates: 7/1/2024 - 12/27/2024	EUT Type: Tablet Device	Page 214 of 351

V2.2 09/07/2023

Unless otherwise specified, no part of this report may be reproduced or utilized in any part, form or by any means, electronic or mechanical, including photocopying and microfilm, without permission in writing from Element Materials Technology. If you have any questions about this or have an enquiry about obtaining additional rights to this report or assembly of contents thereof, please contact [ct.info@element.com](mailto:ct.info@element.com).

## 7.5 Peak-Average Ratio

§27.50(d)(5)

### Test Overview and Limit

A peak to average ratio measurement is performed at the conducted port of the EUT. The spectrum analyzers Complementary Cumulative Distribution Function (CCDF) measurement profile is used to determine the largest deviation between the average and the peak power of the EUT in a given bandwidth. The CCDF curve shows how much time the peak waveform spends at or above a given average power level. The percent of time the signal spends at or above the level defines the probability for that particular power level. The peak to average power ratio (PAPR) of the equipment shall not exceed 13 dB for more than 0.1% of the time. All ports were tested and only the worst case data were reported.

**The peak to average power ratio (PAPR) of the equipment shall not exceed 13 dB for more than 0.1% of the time.**

### Test Procedure Used

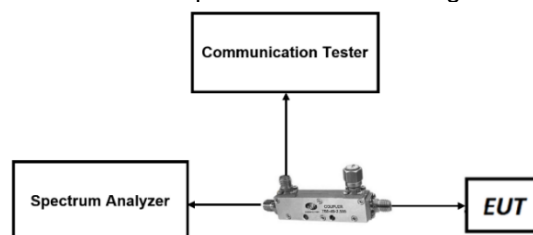
KDB 971168 D01 v03r01 – Section 5.7.1

### Test Settings

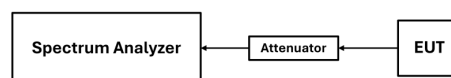
- 1.
2. The signal analyzer's CCDF measurement profile is enabled
3. Frequency = carrier center frequency
4. Measurement BW ≥ OBW or specified reference bandwidth
5. The signal analyzer was set to collect one million samples to generate the CCDF curve
6. The measurement interval was set depending on the type of signal analyzed. For continuous signals (>98% duty cycle), the measurement interval was set to 1ms. For burst transmissions, the spectrum analyzer is set to use an internal "RF Burst" trigger that is synced with an incoming pulse and the measurement interval is set to less than the duration of the "on time" of one burst to ensure that energy is only captured during a time in which the transmitter is operating at maximum power

### Test Setup

The EUT and measurement equipment were set up as shown in the diagram below.




**Figure 7-7. LTE Test Instrument & Measurement Setup**



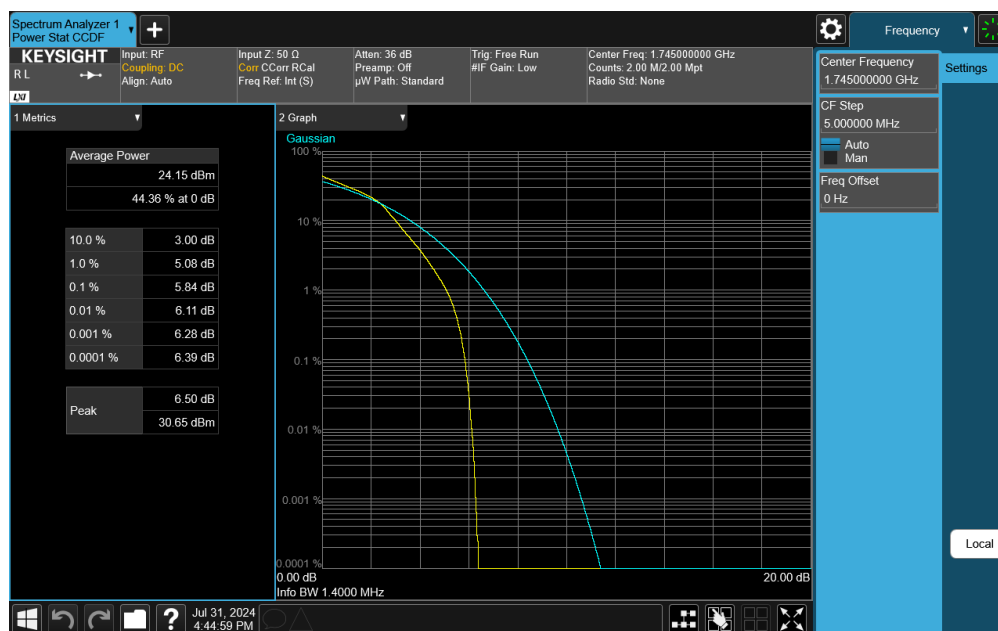
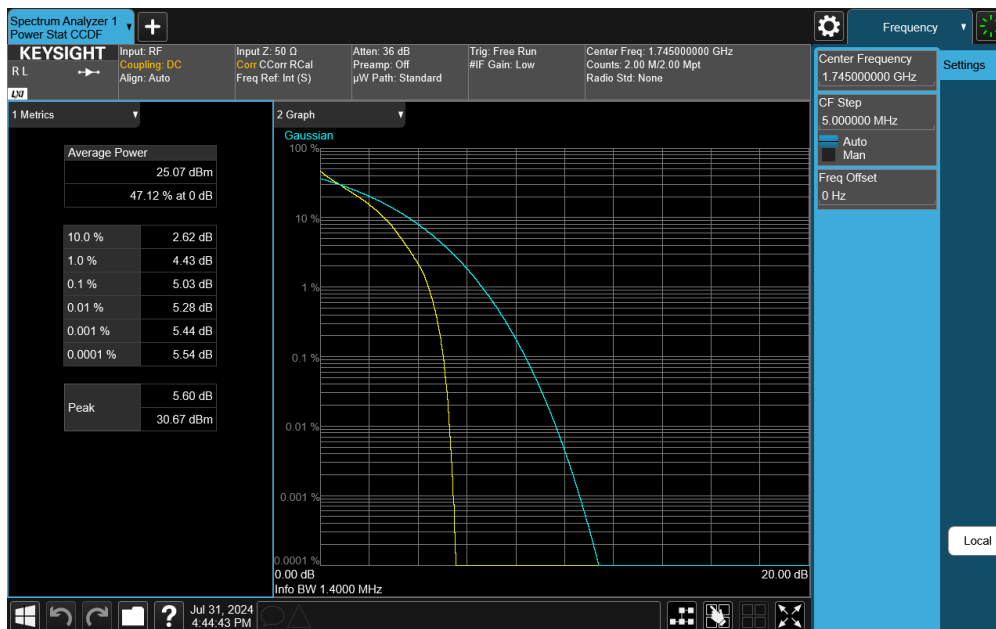
**Figure 7-8. FR1 Test Instrument & Measurement Setup**


### Test Notes

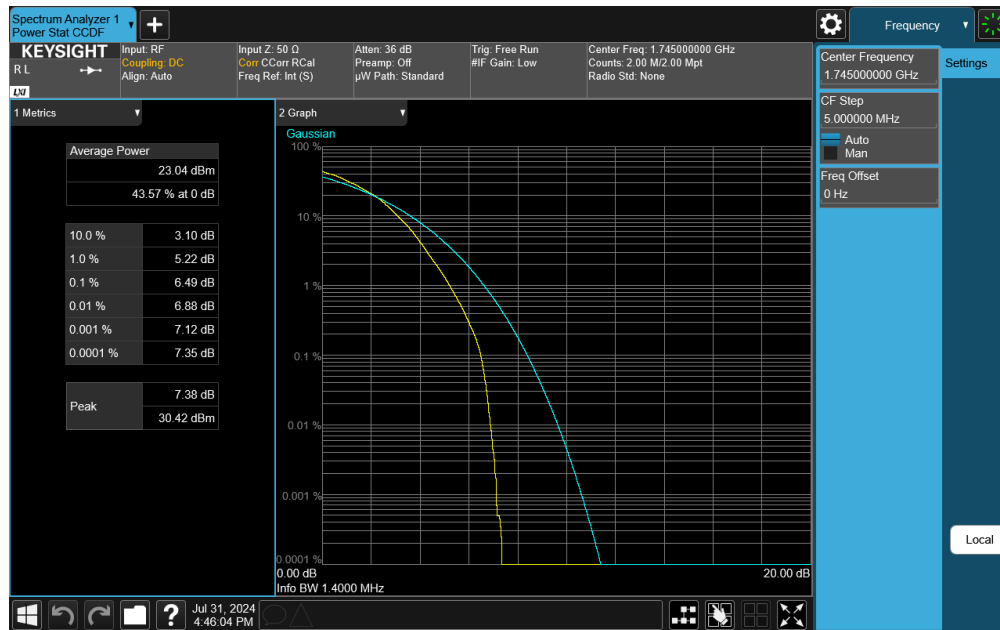
None.

FCC ID: BCGA3269	 <b>PART 27 MEASUREMENT REPORT</b>		Approved by: Technical Manager
Test Report S/N: 1C2410210075-09-R1.BCG	Test Dates: 7/1/2024 - 12/27/2024	EUT Type: Tablet Device	Page 215 of 351

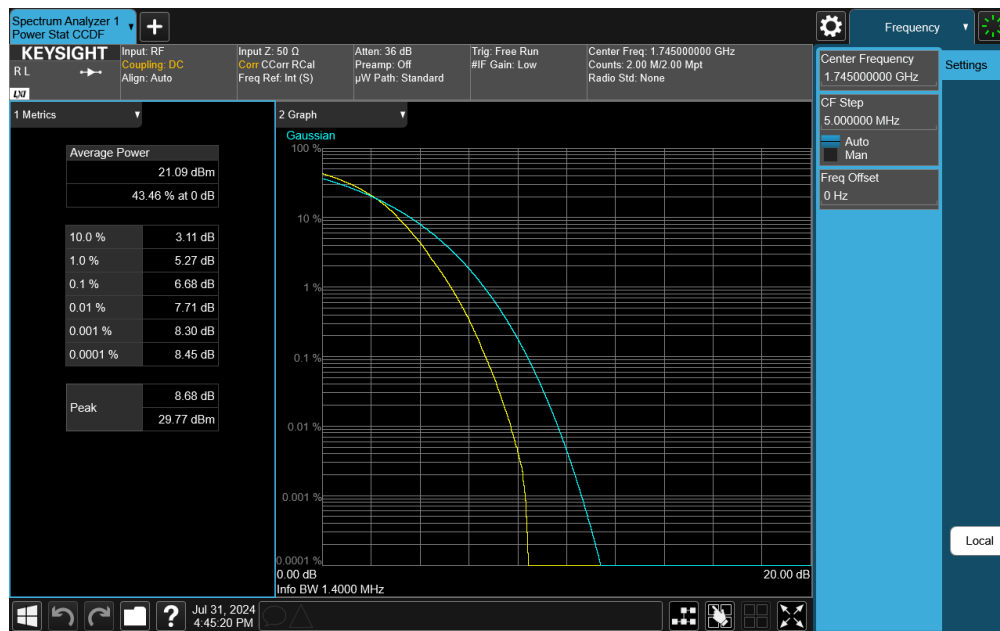
V2.2 09/07/2023



FCC ID: BCGA3269	 <b>PART 27 MEASUREMENT REPORT</b>		Approved by: Technical Manager
Test Report S/N: 1C2410210075-09-R1.BCG	Test Dates: 7/1/2024 - 12/27/2024	EUT Type: Tablet Device	Page 216 of 351



Plot 7-376. PAR Plot (LTE Band 66 - 1.4MHz 64-QAM - Full RB)

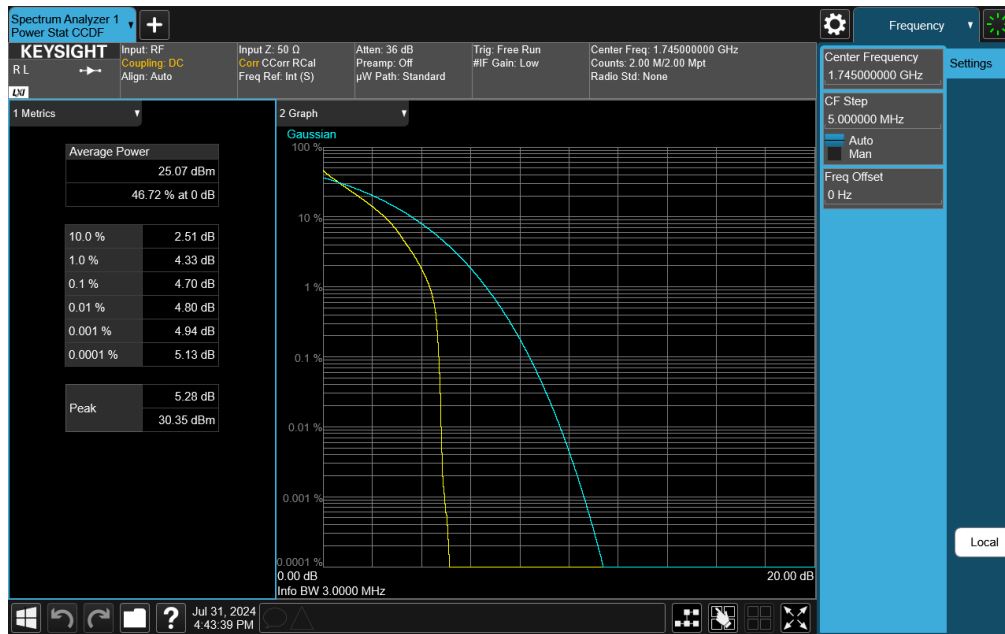


Plot 7-377. PAR Plot (LTE Band 66 - 1.4MHz 256-QAM - Full RB)

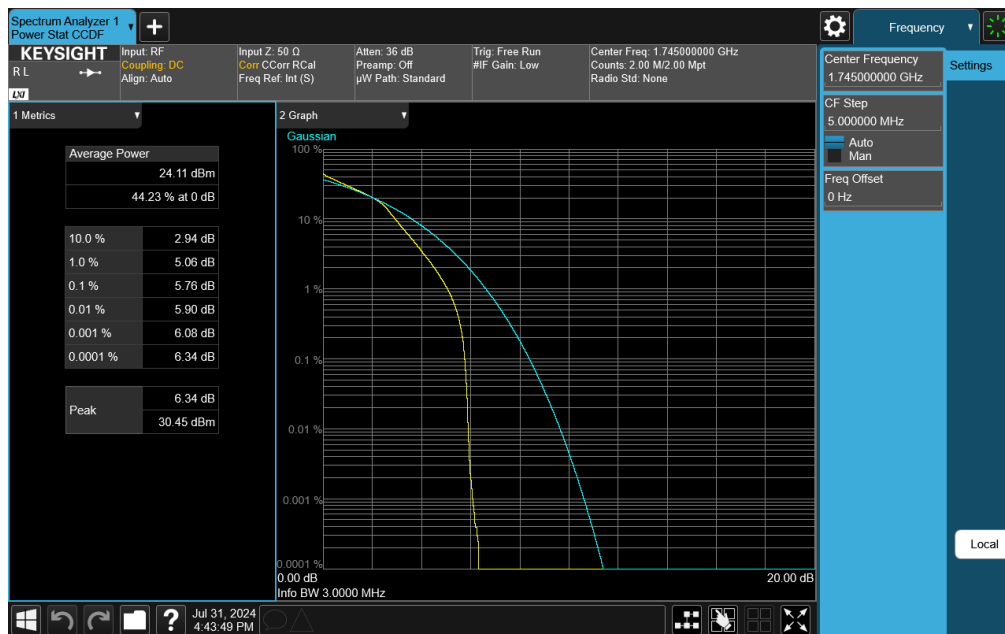
FCC ID: BCGA3269	<b>PART 27 MEASUREMENT REPORT</b>		Approved by: Technical Manager
Test Report S/N: 1C2410210075-09-R1.BCG	Test Dates: 7/1/2024 - 12/27/2024	EUT Type: Tablet Device	Page 217 of 351

V2.2 09/07/2023

Unless otherwise specified, no part of this report may be reproduced or utilized in any part, form or by any means, electronic or mechanical, including photocopying and microfilm, without permission in writing from Element Materials Technology. If you have any questions about this or have an enquiry about obtaining additional rights to this report or assembly of contents thereof, please contact [ct.info@element.com](mailto:ct.info@element.com).



Plot 7-378. PAR Plot (LTE Band 66 - 3MHz QPSK - Full RB)

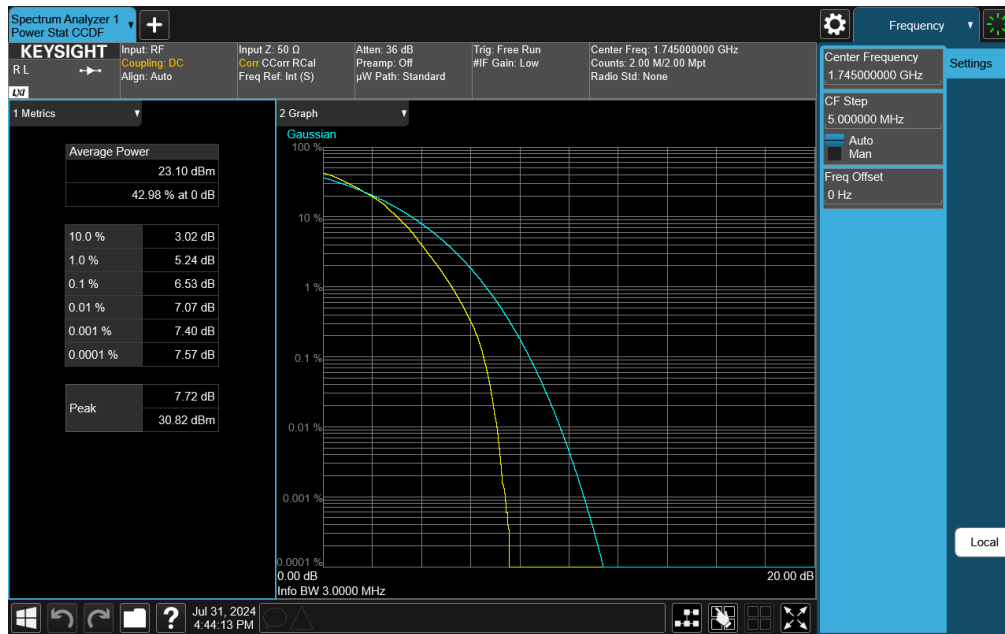


Plot 7-379. PAR Plot (LTE Band 66 - 3MHz 16-QAM - Full RB)

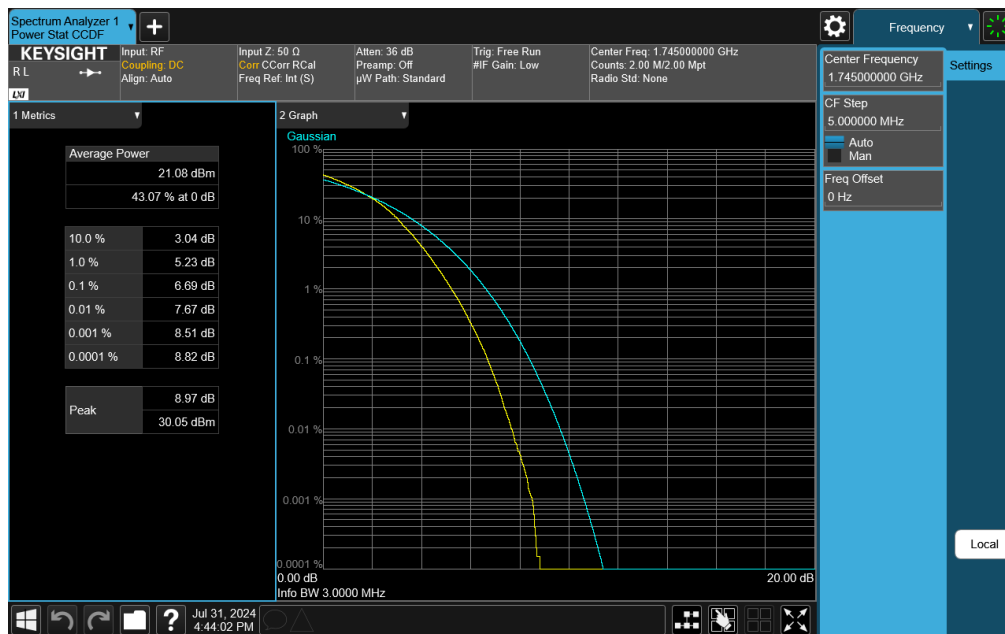
FCC ID: BCGA3269	<b>PART 27 MEASUREMENT REPORT</b>		Approved by: Technical Manager
Test Report S/N: 1C2410210075-09-R1.BCG	Test Dates: 7/1/2024 - 12/27/2024	EUT Type: Tablet Device	Page 218 of 351

V2.2 09/07/2023

Unless otherwise specified, no part of this report may be reproduced or utilized in any part, form or by any means, electronic or mechanical, including photocopying and microfilm, without permission in writing from Element Materials Technology. If you have any questions about this or have an enquiry about obtaining additional rights to this report or assembly of contents thereof, please contact [ct.info@element.com](mailto:ct.info@element.com).



Plot 7-380. PAR Plot (LTE Band 66 - 3MHz 64-QAM - Full RB)

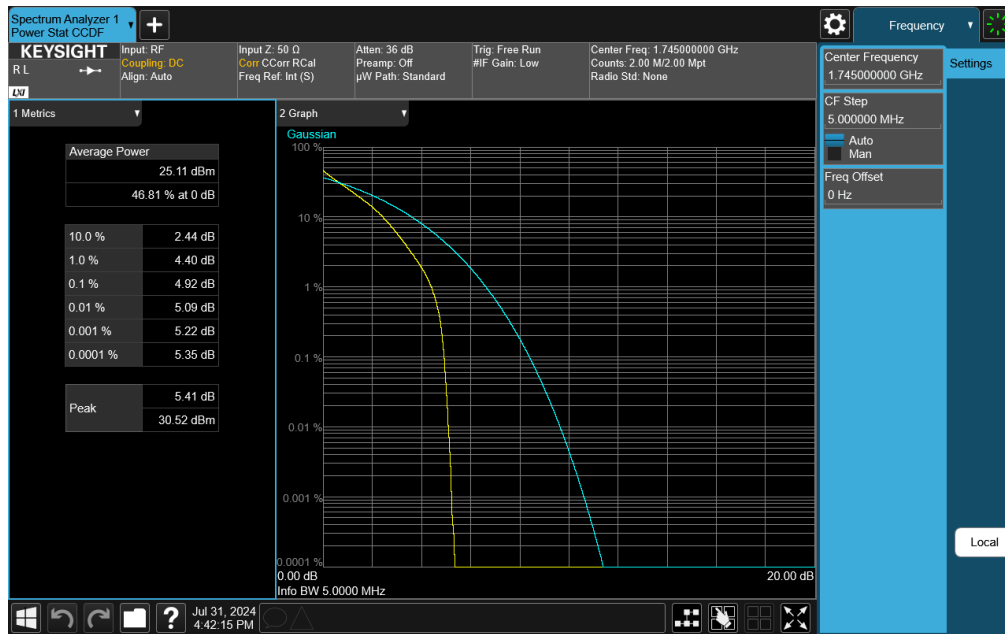


Plot 7-381. PAR Plot (LTE Band 66 - 3MHz 256-QAM - Full RB)

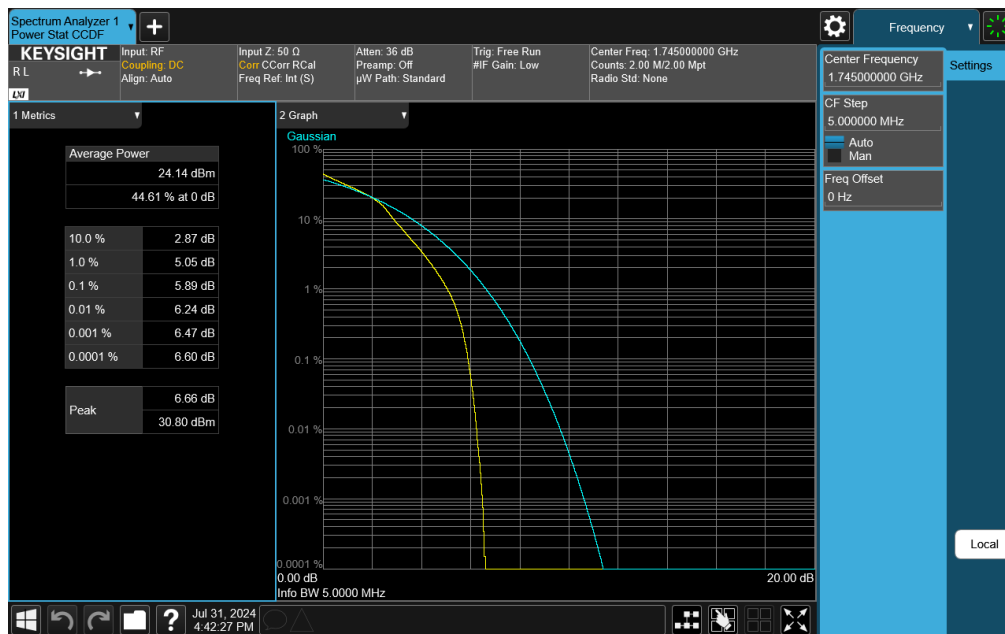
FCC ID: BCGA3269	<b>PART 27 MEASUREMENT REPORT</b>		Approved by: Technical Manager
Test Report S/N: 1C2410210075-09-R1.BCG	Test Dates: 7/1/2024 - 12/27/2024	EUT Type: Tablet Device	Page 219 of 351

V2.2 09/07/2023

Unless otherwise specified, no part of this report may be reproduced or utilized in any part, form or by any means, electronic or mechanical, including photocopying and microfilm, without permission in writing from Element Materials Technology. If you have any questions about this or have an enquiry about obtaining additional rights to this report or assembly of contents thereof, please contact [ct.info@element.com](mailto:ct.info@element.com).



Plot 7-382. PAR Plot (LTE Band 66 - 5MHz QPSK - Full RB)

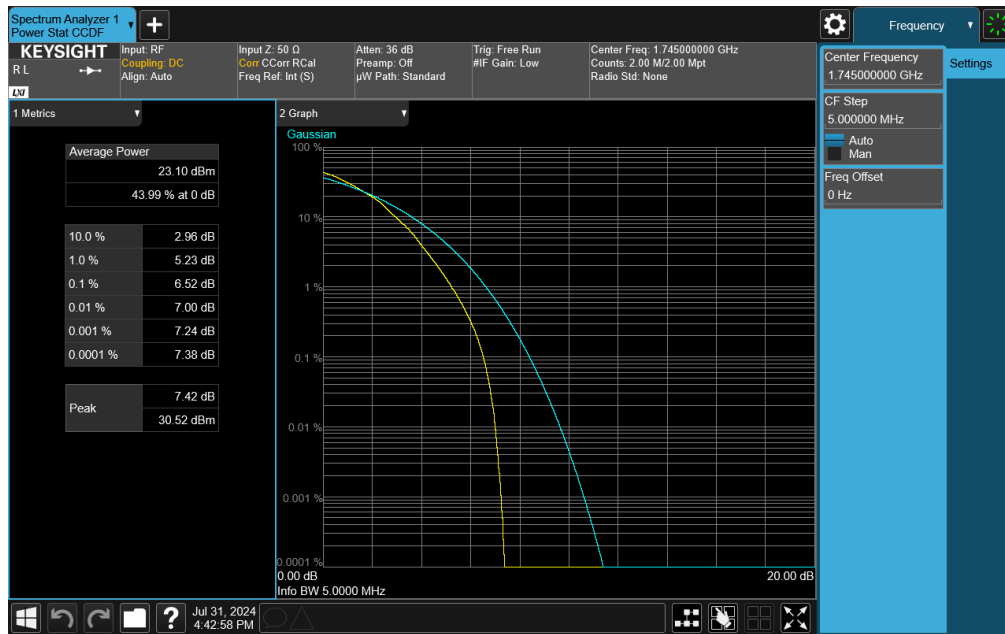


Plot 7-383. PAR Plot (LTE Band 66 - 5MHz 16-QAM - Full RB)

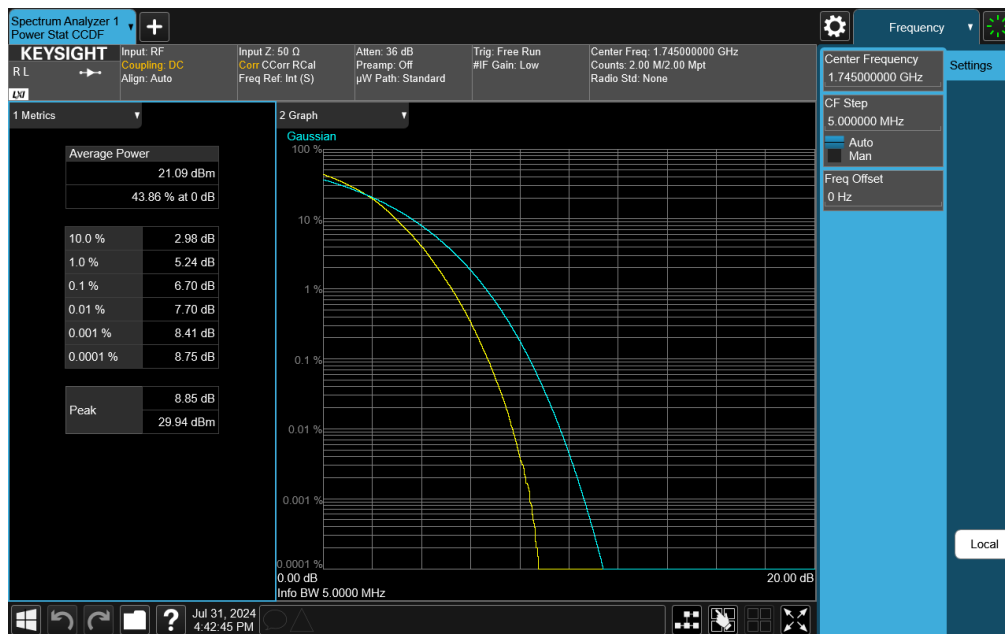
FCC ID: BCGA3269	<b>PART 27 MEASUREMENT REPORT</b>		Approved by: Technical Manager
Test Report S/N: 1C2410210075-09-R1.BCG	Test Dates: 7/1/2024 - 12/27/2024	EUT Type: Tablet Device	Page 220 of 351

V2.2 09/07/2023

Unless otherwise specified, no part of this report may be reproduced or utilized in any part, form or by any means, electronic or mechanical, including photocopying and microfilm, without permission in writing from Element Materials Technology. If you have any questions about this or have an enquiry about obtaining additional rights to this report or assembly of contents thereof, please contact [ct.info@element.com](mailto:ct.info@element.com).



Plot 7-384. PAR Plot (LTE Band 66 - 5MHz 64-QAM - Full RB)

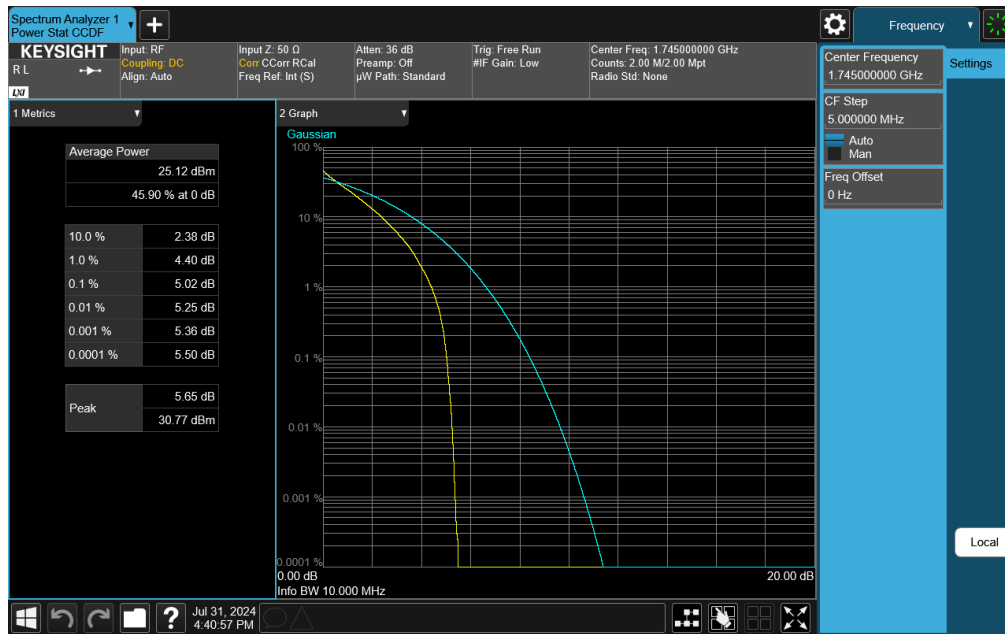


Plot 7-385. PAR Plot (LTE Band 66 - 5MHz 256-QAM - Full RB)

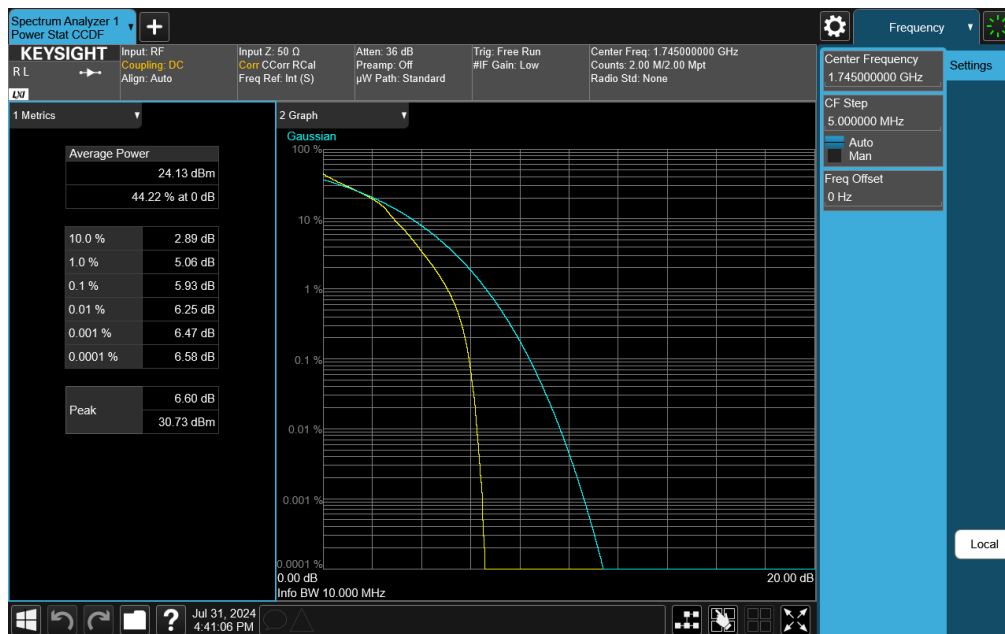
FCC ID: BCGA3269	element	PART 27 MEASUREMENT REPORT	Approved by: Technical Manager
Test Report S/N: 1C2410210075-09-R1.BCG	Test Dates: 7/1/2024 - 12/27/2024	EUT Type: Tablet Device	Page 221 of 351

V2.2 09/07/2023

Unless otherwise specified, no part of this report may be reproduced or utilized in any part, form or by any means, electronic or mechanical, including photocopying and microfilm, without permission in writing from Element Materials Technology. If you have any questions about this or have an enquiry about obtaining additional rights to this report or assembly of contents thereof, please contact [ct.info@element.com](mailto:ct.info@element.com).



Plot 7-386. PAR Plot (LTE Band 66 - 10MHz QPSK - Full RB)

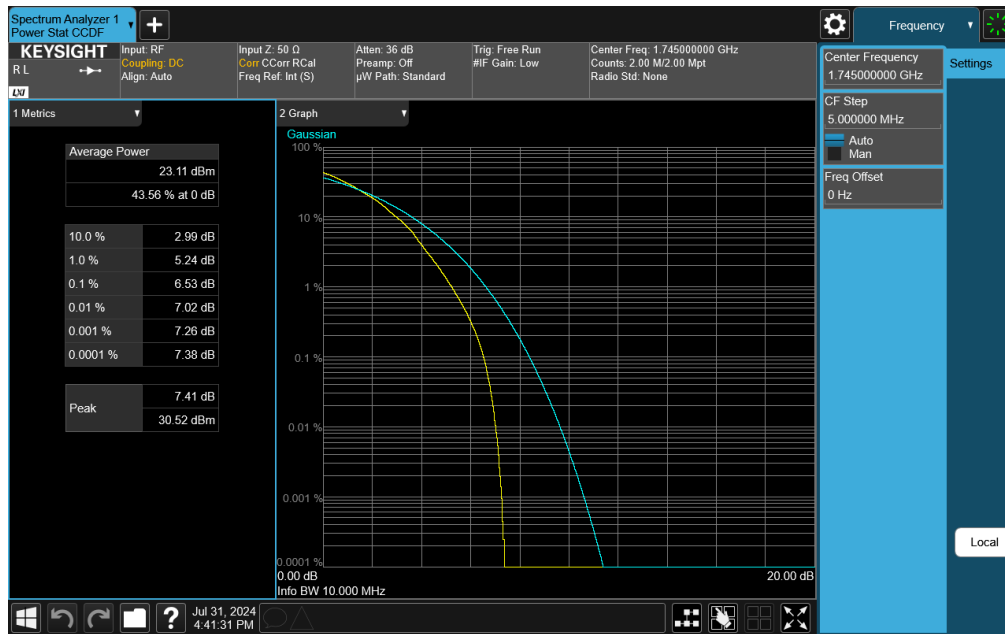


Plot 7-387. PAR Plot (LTE Band 66 - 10MHz 16-QAM - Full RB)

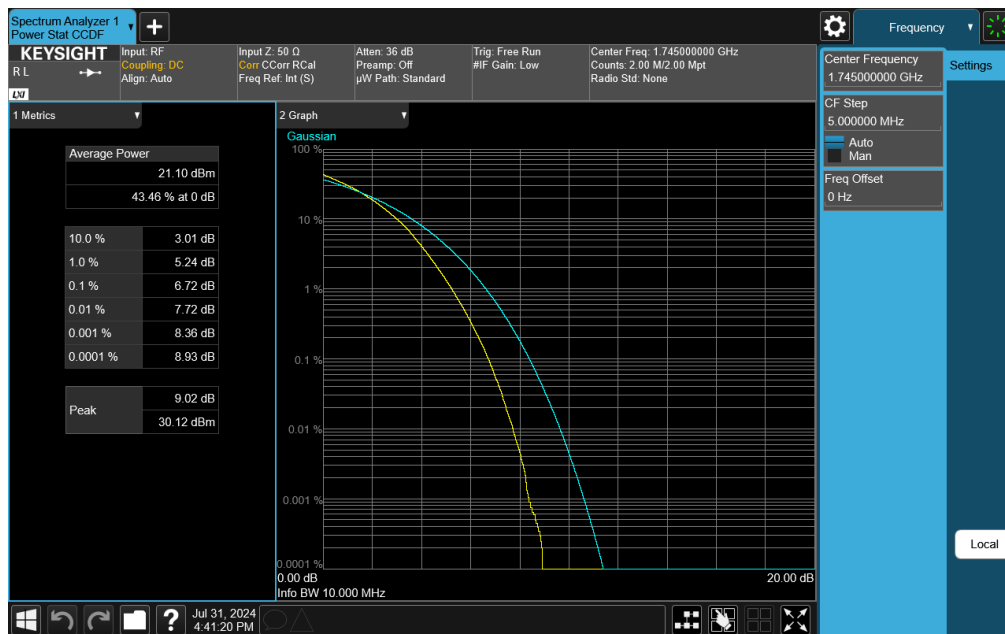
FCC ID: BCGA3269	<b>PART 27 MEASUREMENT REPORT</b>		Approved by: Technical Manager
Test Report S/N: 1C2410210075-09-R1.BCG	Test Dates: 7/1/2024 - 12/27/2024	EUT Type: Tablet Device	Page 222 of 351

V2.2 09/07/2023


Unless otherwise specified, no part of this report may be reproduced or utilized in any part, form or by any means, electronic or mechanical, including photocopying and microfilm, without permission in writing from Element Materials Technology. If you have any questions about this or have an enquiry about obtaining additional rights to this report or assembly of contents thereof, please contact [ct.info@element.com](mailto:ct.info@element.com).



Plot 7-388. PAR Plot (LTE Band 66 - 10MHz 64-QAM - Full RB)

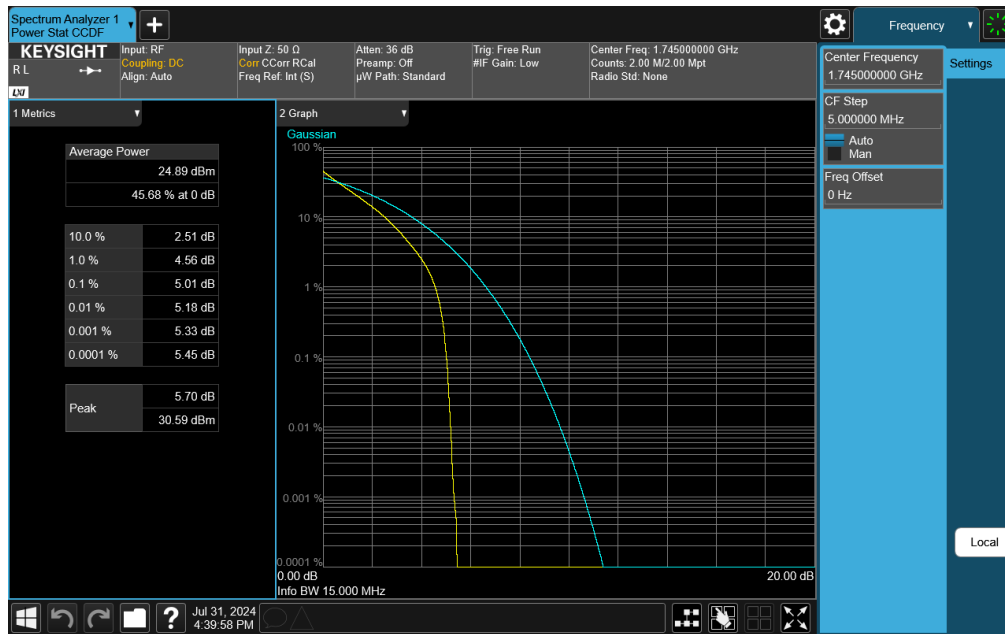


Plot 7-389. PAR Plot (LTE Band 66 - 10MHz 256-QAM - Full RB)

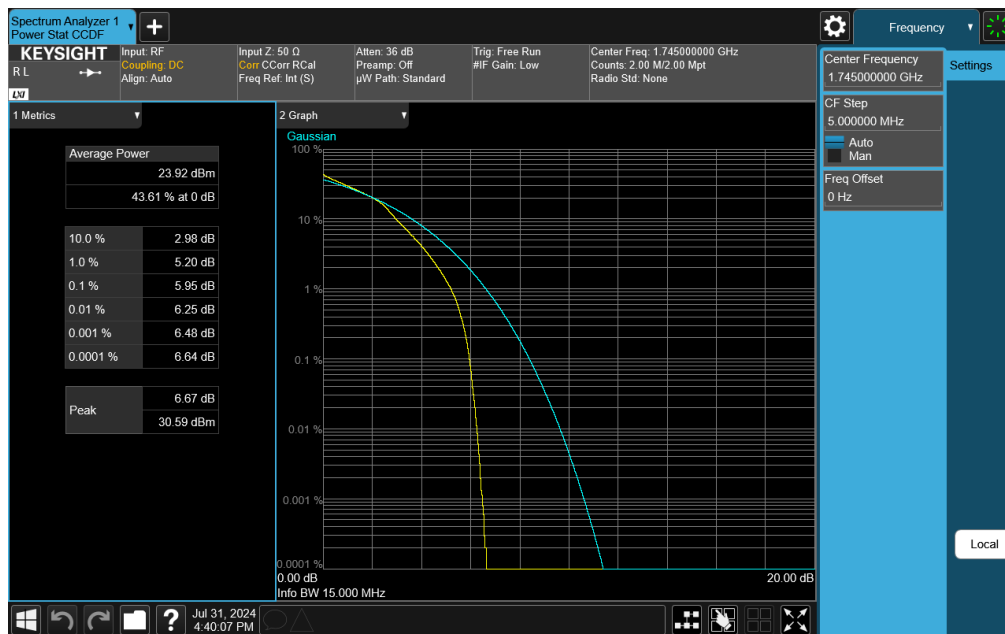
FCC ID: BCGA3269	 <b>PART 27 MEASUREMENT REPORT</b>		Approved by: Technical Manager
Test Report S/N: 1C2410210075-09-R1.BCG	Test Dates: 7/1/2024 - 12/27/2024	EUT Type: Tablet Device	Page 223 of 351

V2.2 09/07/2023

Unless otherwise specified, no part of this report may be reproduced or utilized in any part, form or by any means, electronic or mechanical, including photocopying and microfilm, without permission in writing from Element Materials Technology. If you have any questions about this or have an enquiry about obtaining additional rights to this report or assembly of contents thereof, please contact [ct.info@element.com](mailto:ct.info@element.com).



Plot 7-390. PAR Plot (LTE Band 66 - 15MHz QPSK - Full RB)

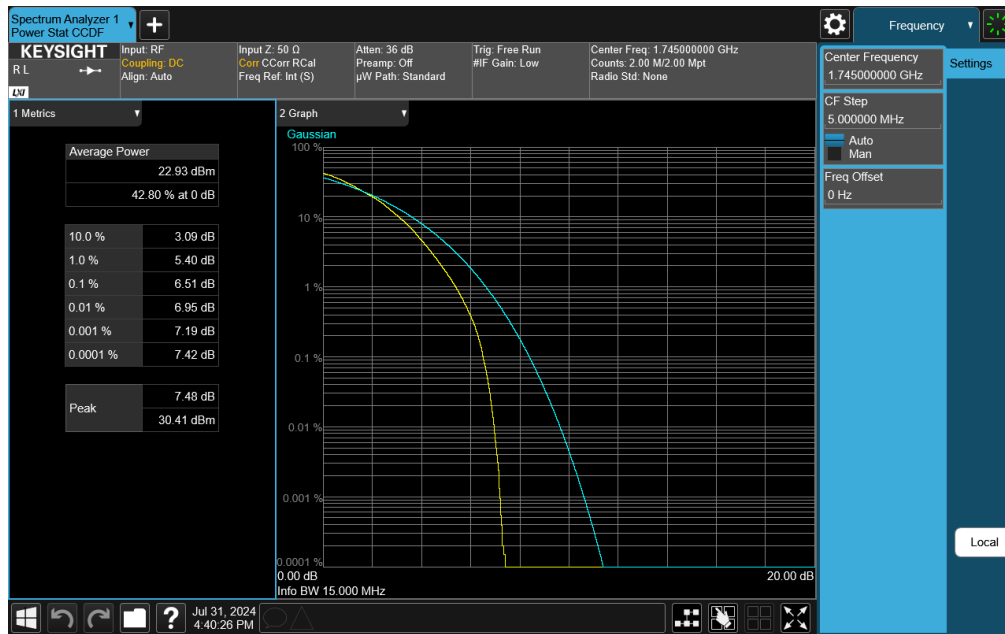


Plot 7-391. PAR Plot (LTE Band 66 - 15MHz 16-QAM - Full RB)

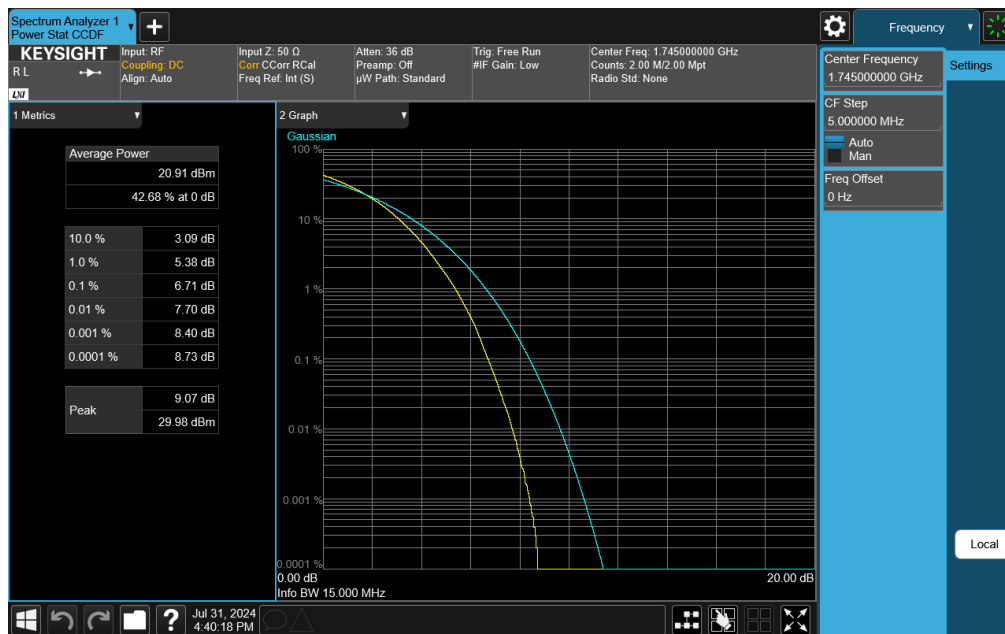
FCC ID: BCGA3269	<p>element</p> <p>PART 27 MEASUREMENT REPORT</p>		Approved by: Technical Manager
Test Report S/N: 1C2410210075-09-R1.BCG	Test Dates: 7/1/2024 - 12/27/2024	EUT Type: Tablet Device	Page 224 of 351

V2.2 09/07/2023

Unless otherwise specified, no part of this report may be reproduced or utilized in any part, form or by any means, electronic or mechanical, including photocopying and microfilm, without permission in writing from Element Materials Technology. If you have any questions about this or have an enquiry about obtaining additional rights to this report or assembly of contents thereof, please contact [ct.info@element.com](mailto:ct.info@element.com).



Plot 7-392. PAR Plot (LTE Band 66 - 15MHz 64-QAM - Full RB)

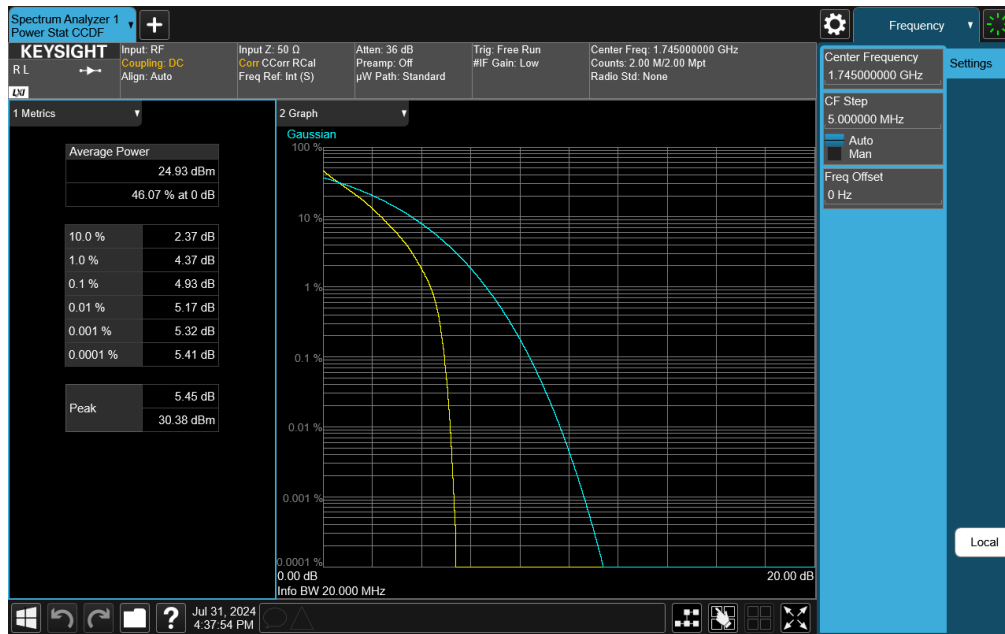


Plot 7-393. PAR Plot (LTE Band 66 - 15MHz 256-QAM - Full RB)

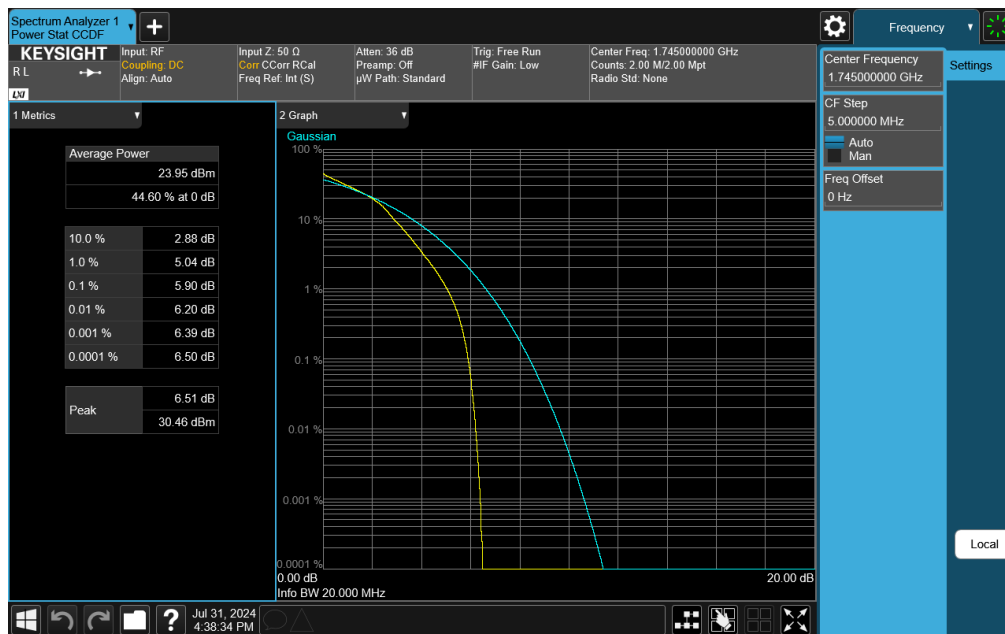
FCC ID: BCGA3269	<p>element</p> <p>PART 27 MEASUREMENT REPORT</p>		Approved by: Technical Manager
Test Report S/N: 1C2410210075-09-R1.BCG	Test Dates: 7/1/2024 - 12/27/2024	EUT Type: Tablet Device	Page 225 of 351

V2.2 09/07/2023

Unless otherwise specified, no part of this report may be reproduced or utilized in any part, form or by any means, electronic or mechanical, including photocopying and microfilm, without permission in writing from Element Materials Technology. If you have any questions about this or have an enquiry about obtaining additional rights to this report or assembly of contents thereof, please contact [ct.info@element.com](mailto:ct.info@element.com).



Plot 7-394. PAR Plot (LTE Band 66 - 20MHz QPSK - Full RB)

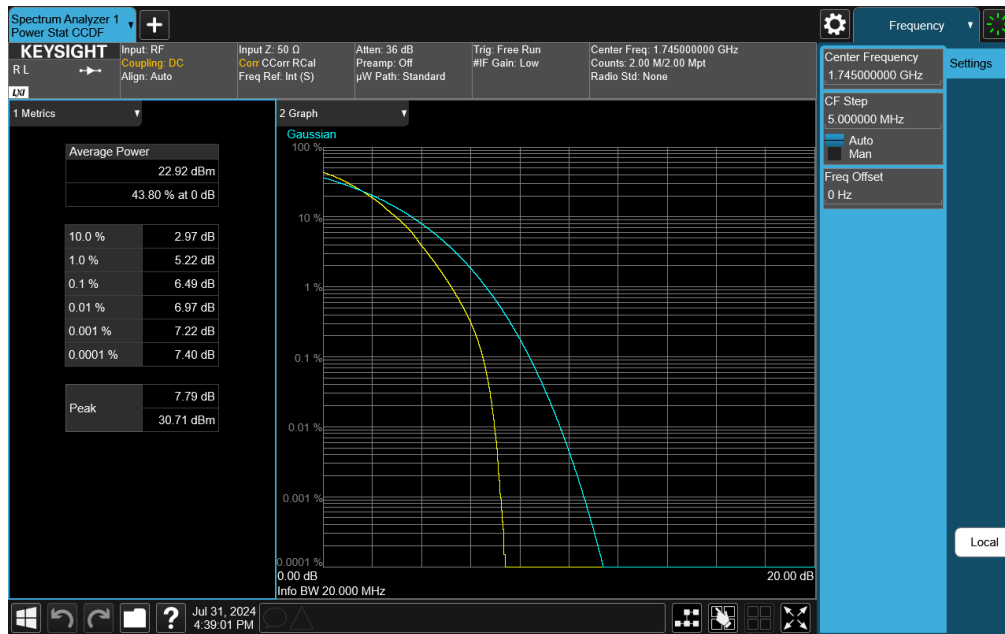


Plot 7-395. PAR Plot (LTE Band 66 - 20MHz 16-QAM - Full RB)

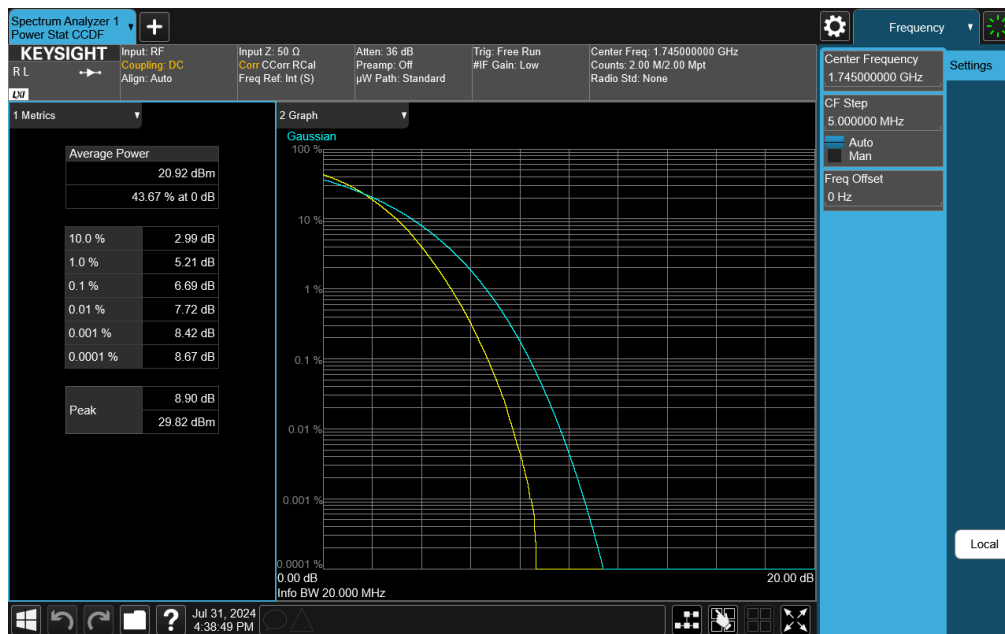
FCC ID: BCGA3269	<b>PART 27 MEASUREMENT REPORT</b>		Approved by: Technical Manager
Test Report S/N: 1C2410210075-09-R1.BCG	Test Dates: 7/1/2024 - 12/27/2024	EUT Type: Tablet Device	Page 226 of 351

V2.2 09/07/2023

Unless otherwise specified, no part of this report may be reproduced or utilized in any part, form or by any means, electronic or mechanical, including photocopying and microfilm, without permission in writing from Element Materials Technology. If you have any questions about this or have an enquiry about obtaining additional rights to this report or assembly of contents thereof, please contact [ct.info@element.com](mailto:ct.info@element.com).



Plot 7-396. PAR Plot (LTE Band 66 - 20MHz 64-QAM - Full RB)



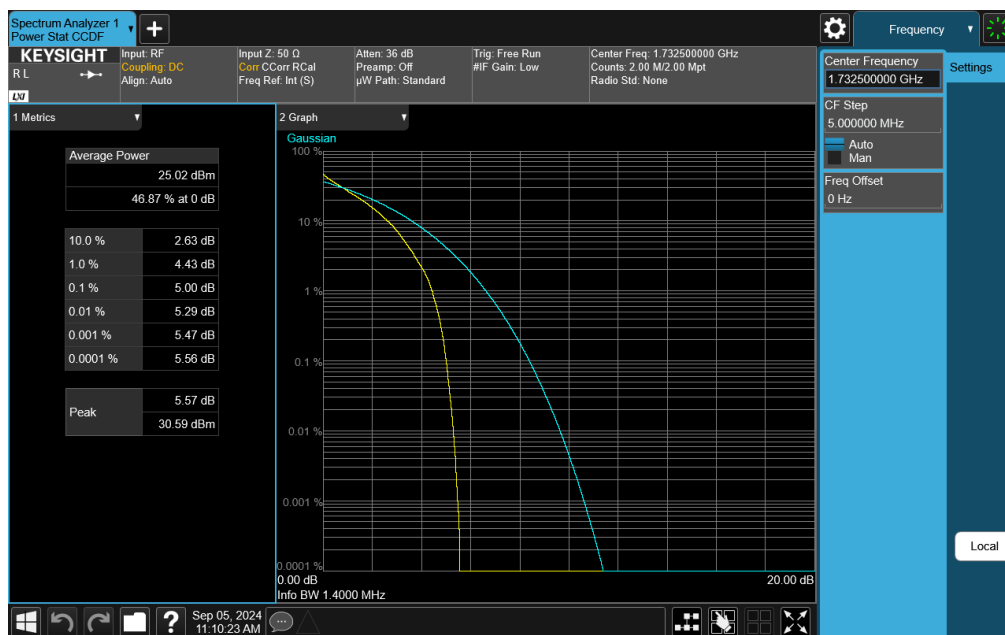
Plot 7-397. PAR Plot (LTE Band 66 - 20MHz 256-QAM - Full RB)

FCC ID: BCGA3269	<p>element</p> <p>PART 27 MEASUREMENT REPORT</p>		Approved by: Technical Manager
Test Report S/N: 1C2410210075-09-R1.BCG	Test Dates: 7/1/2024 - 12/27/2024	EUT Type: Tablet Device	Page 227 of 351

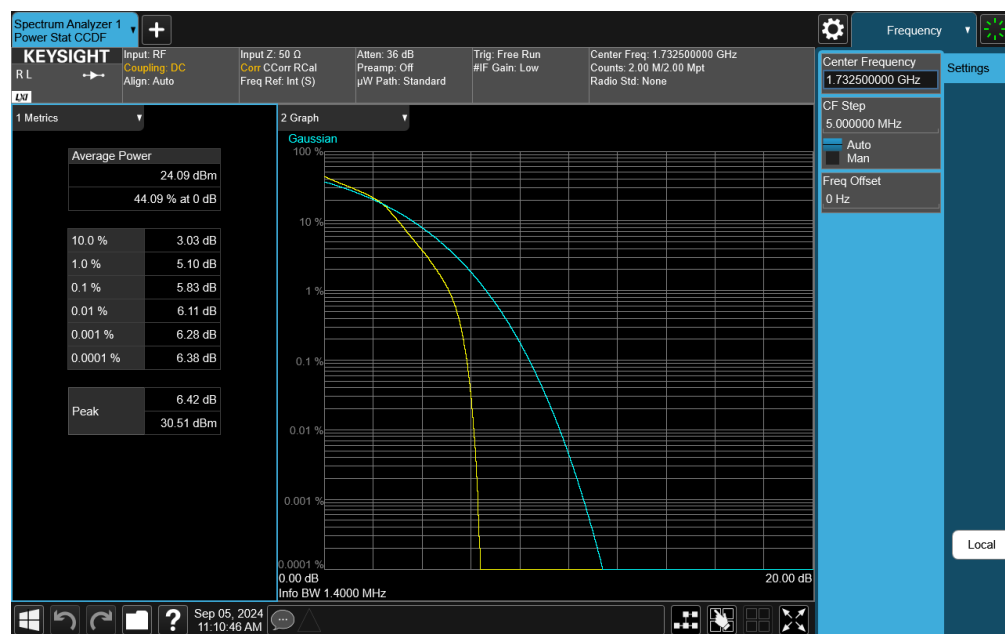
V2.2 09/07/2023

Unless otherwise specified, no part of this report may be reproduced or utilized in any part, form or by any means, electronic or mechanical, including photocopying and microfilm, without permission in writing from Element Materials Technology. If you have any questions about this or have an enquiry about obtaining additional rights to this report or assembly of contents thereof, please contact [ct.info@element.com](mailto:ct.info@element.com).


## LTE Band 4



Plot 7-398. PAR Plot (LTE Band 4 - 1.4MHz QPSK - Full RB)

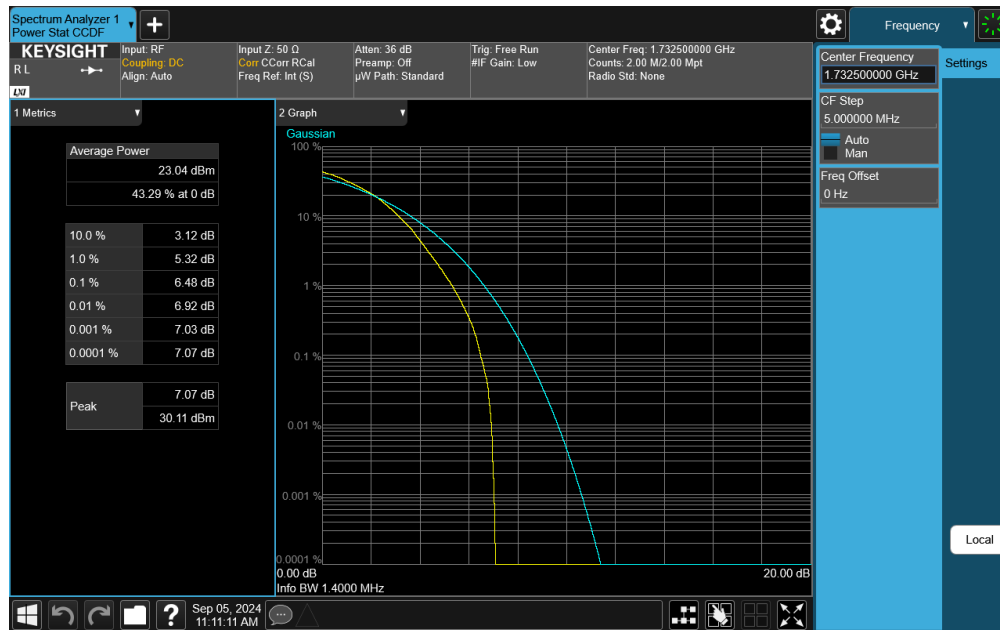


Plot 7-399. PAR Plot (LTE Band 4 - 1.4MHz 16-QAM - Full RB)

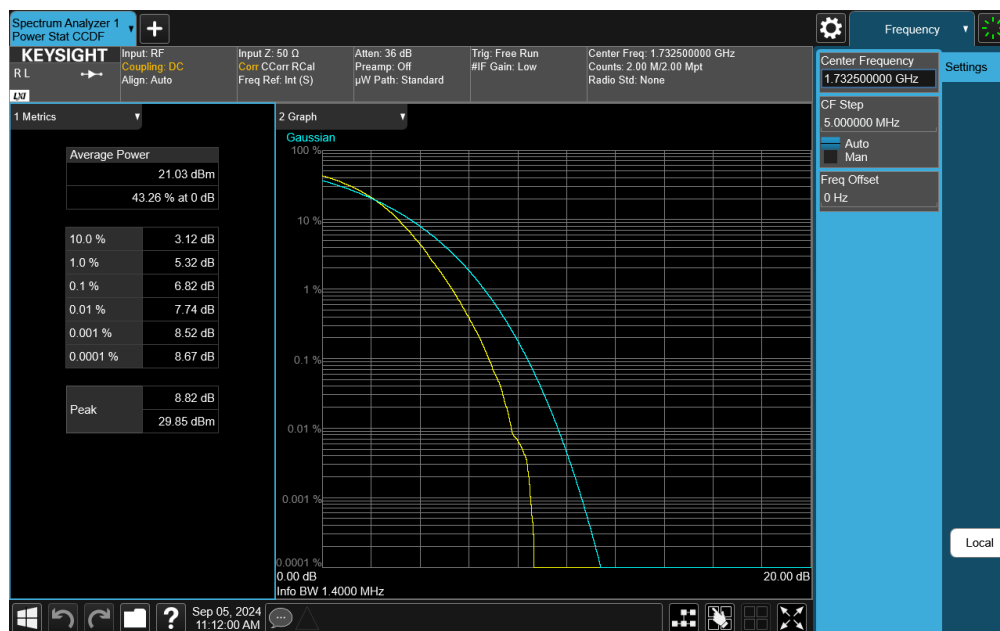
FCC ID: BCGA3269	 <b>PART 27 MEASUREMENT REPORT</b>		Approved by: Technical Manager
Test Report S/N: 1C2410210075-09-R1.BCG	Test Dates: 7/1/2024 - 12/27/2024	EUT Type: Tablet Device	Page 228 of 351

V2.2 09/07/2023

Unless otherwise specified, no part of this report may be reproduced or utilized in any part, form or by any means, electronic or mechanical, including photocopying and microfilm, without permission in writing from Element Materials Technology. If you have any questions about this or have an enquiry about obtaining additional rights to this report or assembly of contents thereof, please contact [ct.info@element.com](mailto:ct.info@element.com).



Plot 7-400. PAR Plot (LTE Band 4 - 1.4MHz 64-QAM - Full RB)

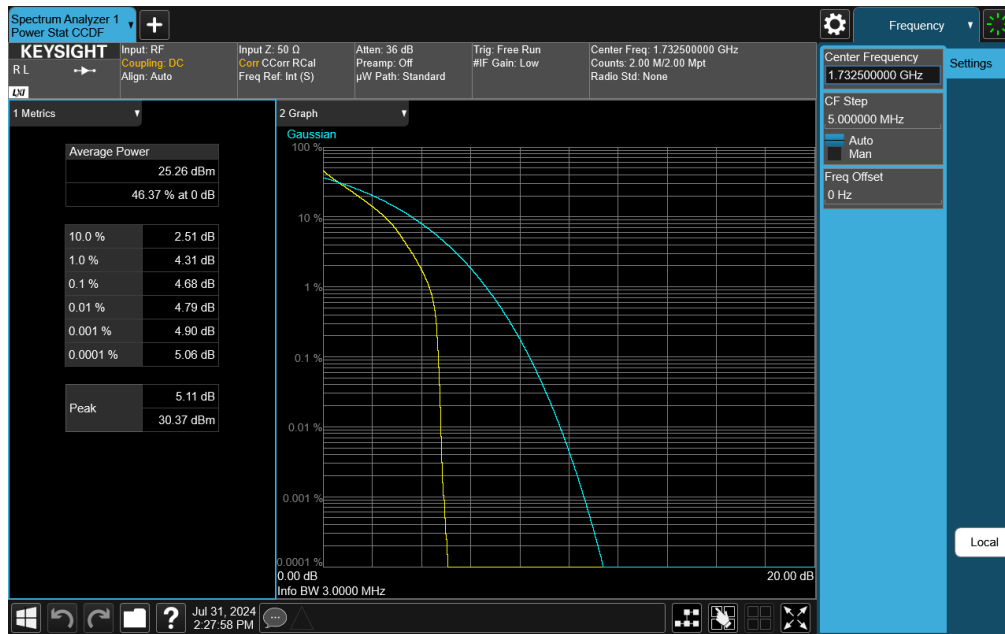


Plot 7-401. PAR Plot (LTE Band 4 - 1.4MHz 256-QAM - Full RB)

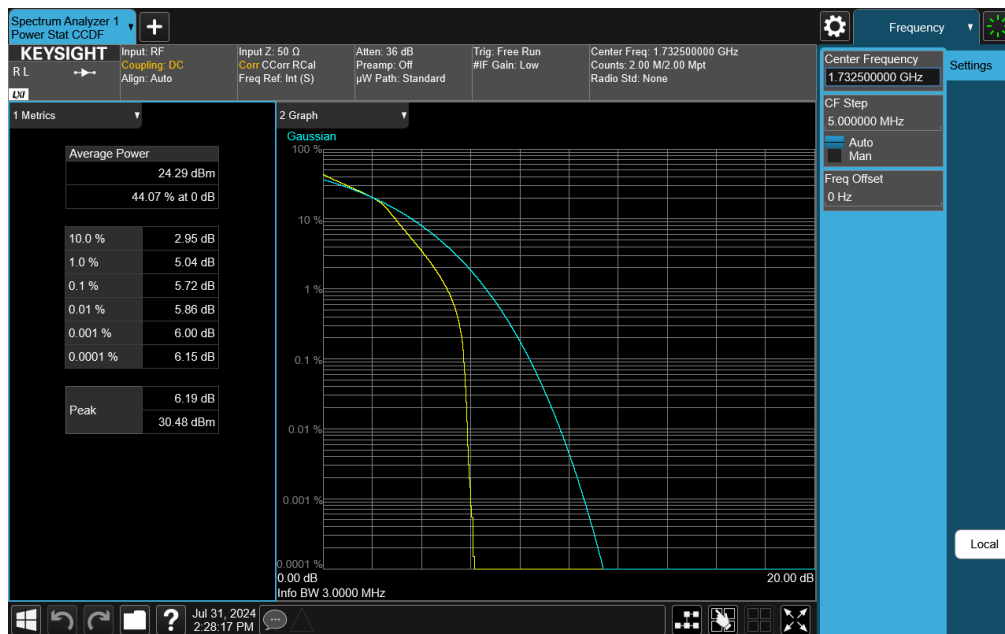
FCC ID: BCGA3269	<b>PART 27 MEASUREMENT REPORT</b>		Approved by: Technical Manager
Test Report S/N: 1C2410210075-09-R1.BCG	Test Dates: 7/1/2024 - 12/27/2024	EUT Type: Tablet Device	Page 229 of 351

V2.2 09/07/2023

Unless otherwise specified, no part of this report may be reproduced or utilized in any part, form or by any means, electronic or mechanical, including photocopying and microfilm, without permission in writing from Element Materials Technology. If you have any questions about this or have an enquiry about obtaining additional rights to this report or assembly of contents thereof, please contact [ct.info@element.com](mailto:ct.info@element.com).



Plot 7-402. PAR Plot (LTE Band 4 - 3MHz QPSK - Full RB)

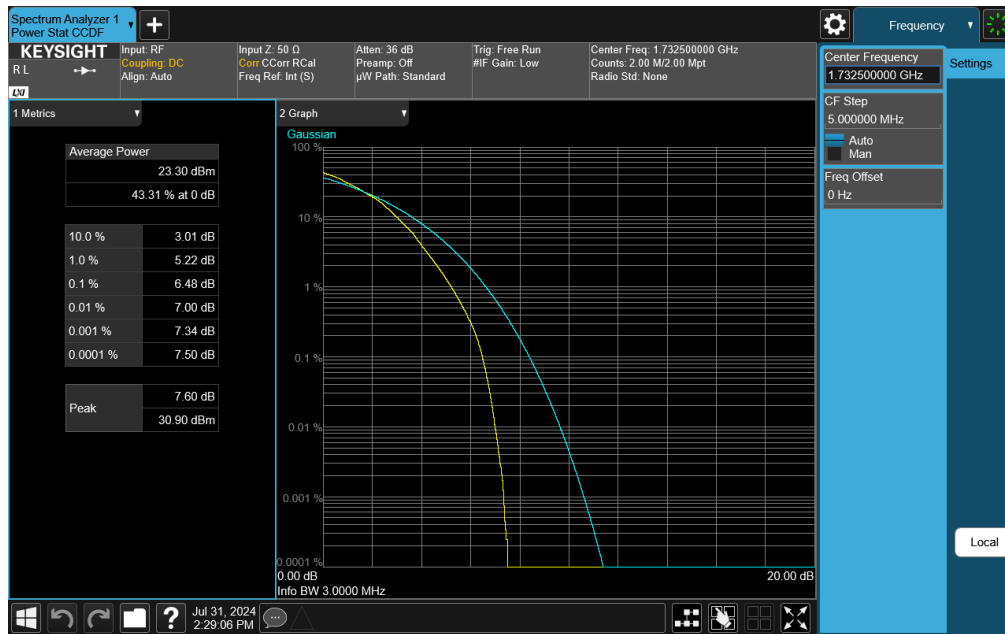


Plot 7-403. PAR Plot (LTE Band 4 - 3MHz 16-QAM - Full RB)

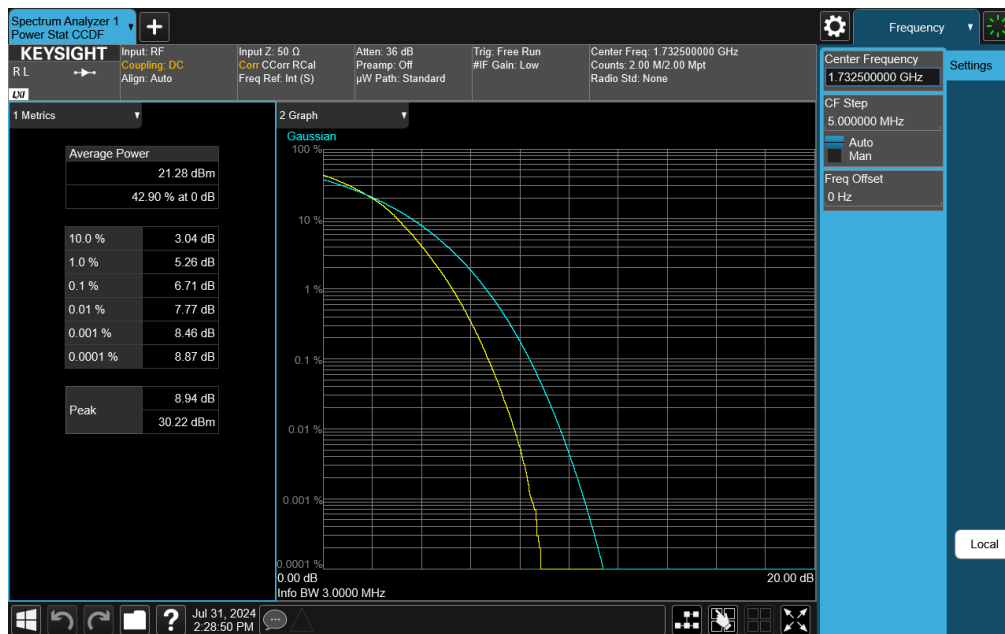
FCC ID: BCGA3269	<p>element</p> <p>PART 27 MEASUREMENT REPORT</p>		Approved by: Technical Manager
Test Report S/N: 1C2410210075-09-R1.BCG	Test Dates: 7/1/2024 - 12/27/2024	EUT Type: Tablet Device	Page 230 of 351

V2.2 09/07/2023


Unless otherwise specified, no part of this report may be reproduced or utilized in any part, form or by any means, electronic or mechanical, including photocopying and microfilm, without permission in writing from Element Materials Technology. If you have any questions about this or have an enquiry about obtaining additional rights to this report or assembly of contents thereof, please contact [ct.info@element.com](mailto:ct.info@element.com).



Plot 7-404. PAR Plot (LTE Band 4 - 3MHz 64-QAM - Full RB)

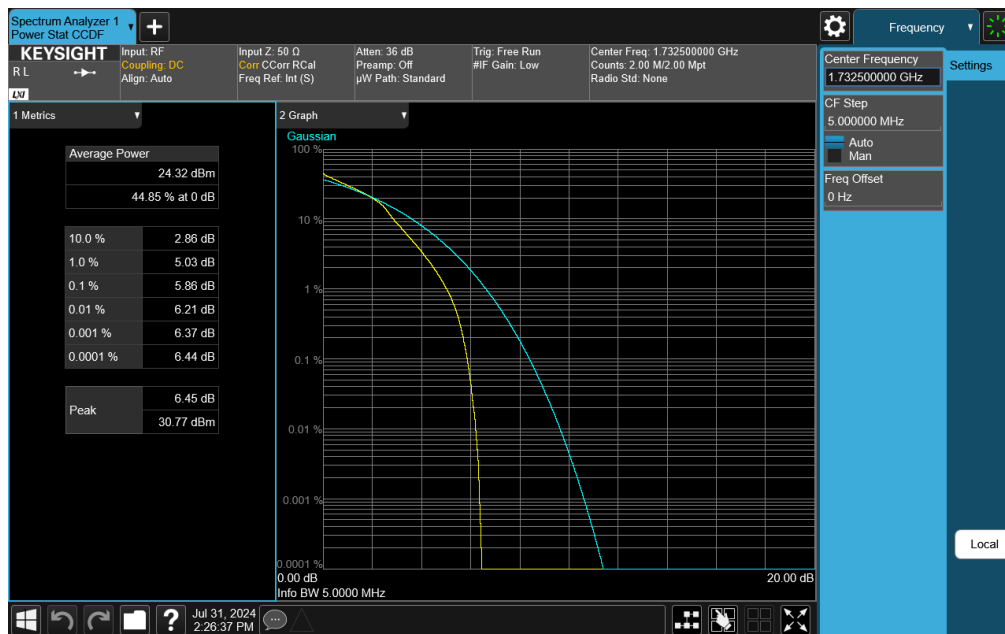
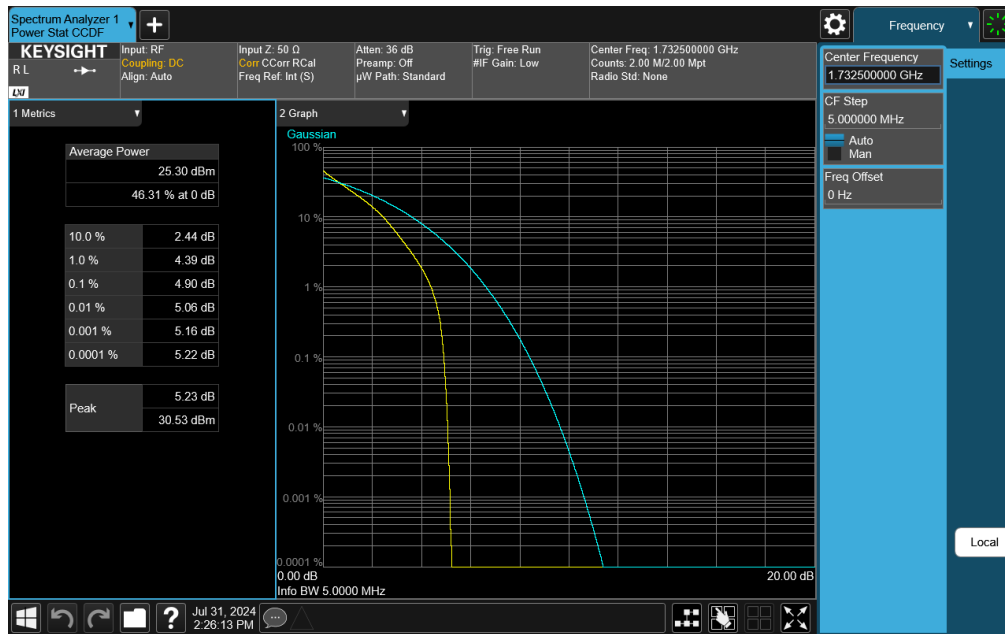



Plot 7-405. PAR Plot (LTE Band 4 - 3MHz 256-QAM - Full RB)

FCC ID: BCGA3269		PART 27 MEASUREMENT REPORT	Approved by: Technical Manager
Test Report S/N: 1C2410210075-09-R1.BCG	Test Dates: 7/1/2024 - 12/27/2024	EUT Type: Tablet Device	Page 231 of 351

V2.2 09/07/2023

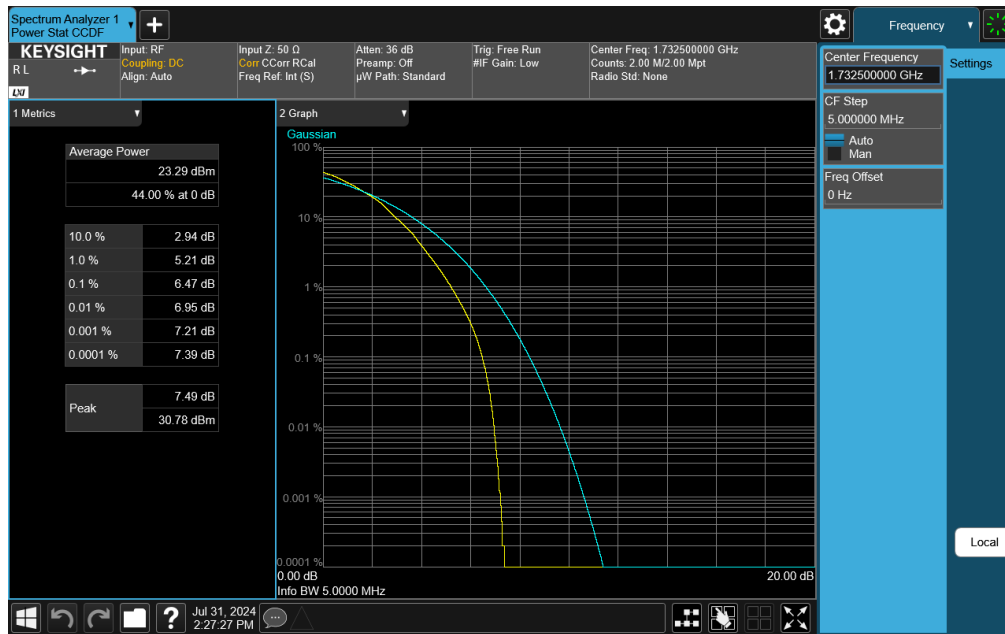
Unless otherwise specified, no part of this report may be reproduced or utilized in any part, form or by any means, electronic or mechanical, including photocopying and microfilm, without permission in writing from Element Materials Technology. If you have any questions about this or have an enquiry about obtaining additional rights to this report or assembly of contents thereof, please contact [ct.info@element.com](mailto:ct.info@element.com).



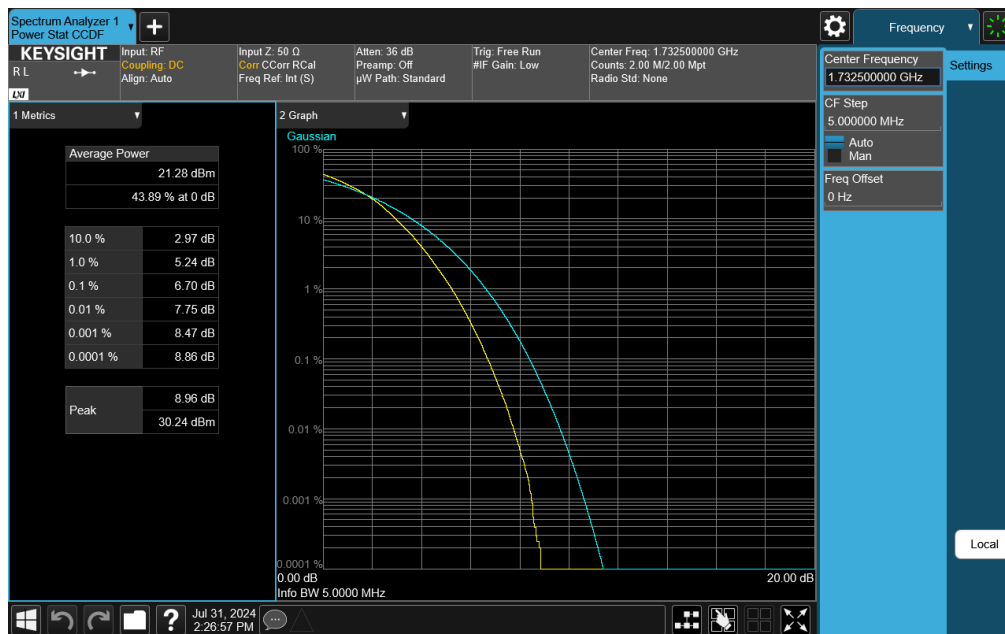
FCC ID: BCGA3269	 <b>PART 27 MEASUREMENT REPORT</b>		Approved by: Technical Manager
Test Report S/N: 1C2410210075-09-R1.BCG	Test Dates: 7/1/2024 - 12/27/2024	EUT Type: Tablet Device	Page 232 of 351

V2.2 09/07/2023

Unless otherwise specified, no part of this report may be reproduced or utilized in any part, form or by any means, electronic or mechanical, including photocopying and microfilm, without permission in writing from Element Materials Technology. If you have any questions about this or have an enquiry about obtaining additional rights to this report or assembly of contents thereof, please contact [ct.info@element.com](mailto:ct.info@element.com).



Plot 7-408. PAR Plot (LTE Band 4 - 5MHz 64-QAM - Full RB)

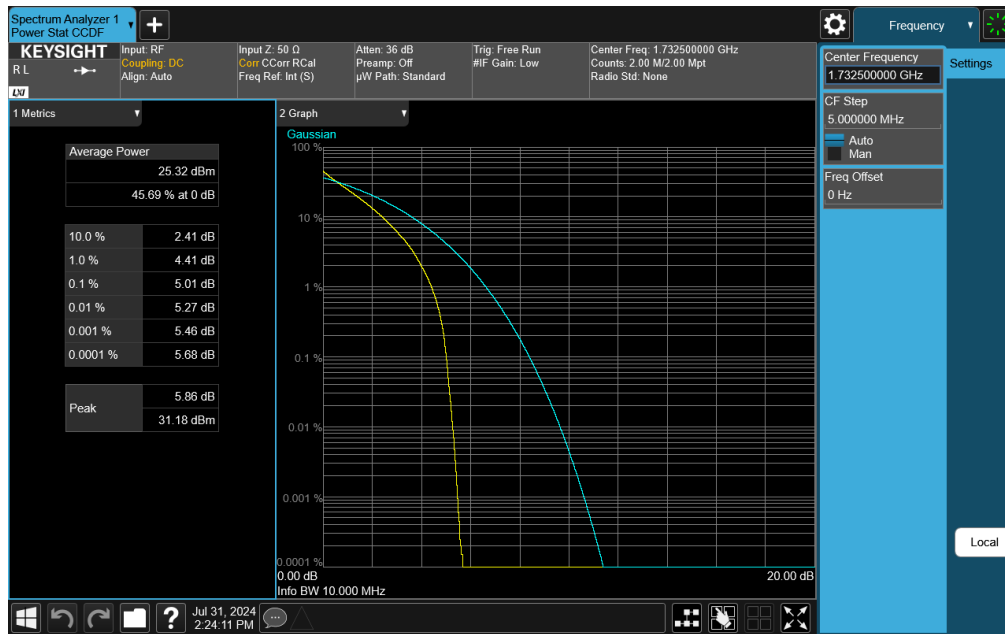


Plot 7-409. PAR Plot (LTE Band 4 - 5MHz 256-QAM - Full RB)

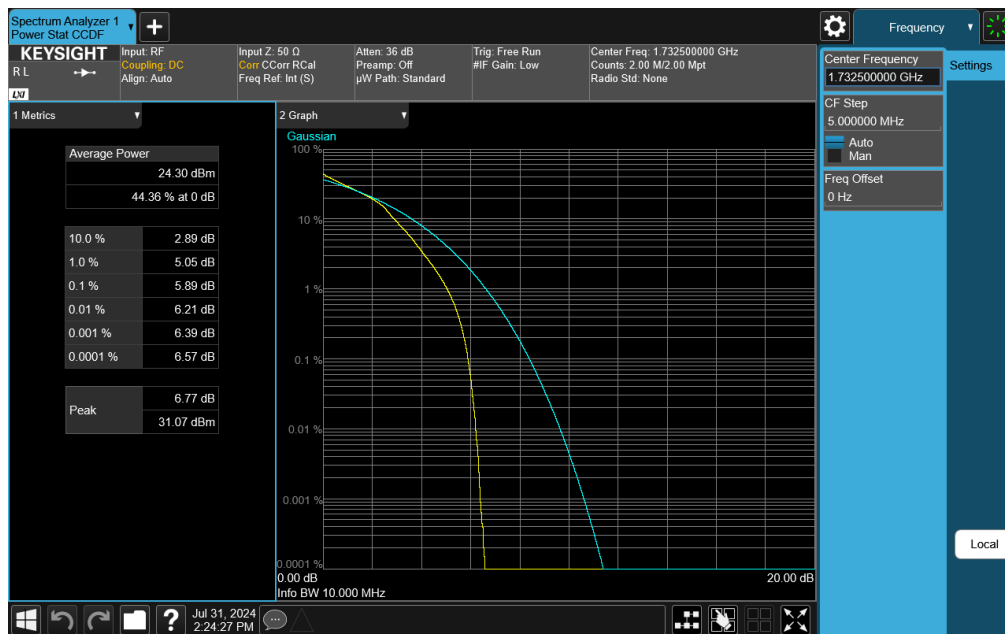
FCC ID: BCGA3269	<b>PART 27 MEASUREMENT REPORT</b>		Approved by: Technical Manager
Test Report S/N: 1C2410210075-09-R1.BCG	Test Dates: 7/1/2024 - 12/27/2024	EUT Type: Tablet Device	Page 233 of 351

V2.2 09/07/2023

Unless otherwise specified, no part of this report may be reproduced or utilized in any part, form or by any means, electronic or mechanical, including photocopying and microfilm, without permission in writing from Element Materials Technology. If you have any questions about this or have an enquiry about obtaining additional rights to this report or assembly of contents thereof, please contact [ct.info@element.com](mailto:ct.info@element.com).



Plot 7-410. PAR Plot (LTE Band 4 - 10MHz QPSK - Full RB)



Plot 7-411. PAR Plot (LTE Band 4 - 10MHz 16-QAM - Full RB)

FCC ID: BCGA3269	<b>PART 27 MEASUREMENT REPORT</b>		Approved by: Technical Manager
Test Report S/N: 1C2410210075-09-R1.BCG	Test Dates: 7/1/2024 - 12/27/2024	EUT Type: Tablet Device	Page 234 of 351

V2.2 09/07/2023

Unless otherwise specified, no part of this report may be reproduced or utilized in any part, form or by any means, electronic or mechanical, including photocopying and microfilm, without permission in writing from Element Materials Technology. If you have any questions about this or have an enquiry about obtaining additional rights to this report or assembly of contents thereof, please contact [ct.info@element.com](mailto:ct.info@element.com).