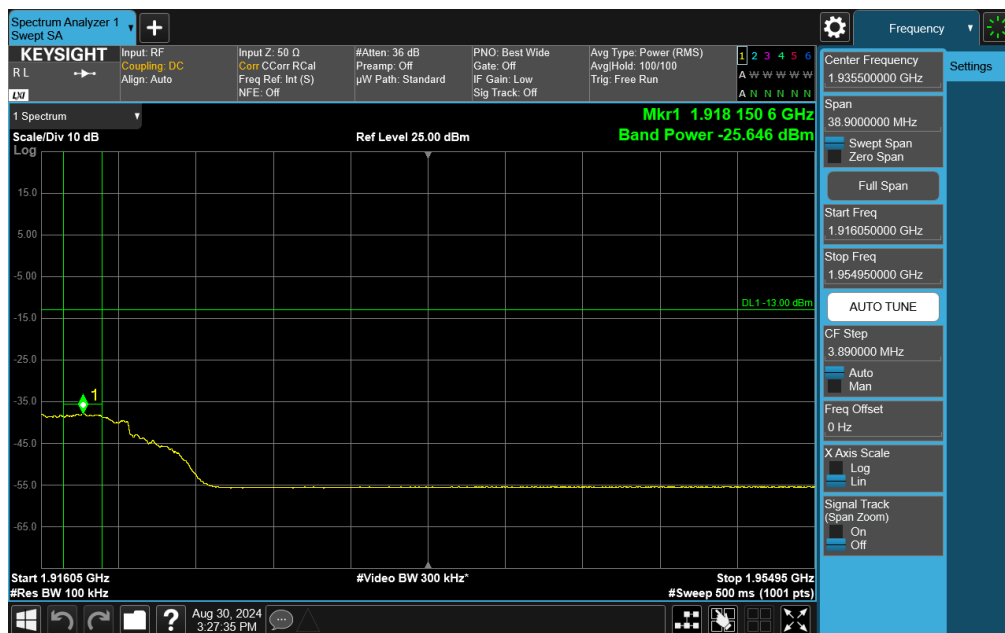



Plot 7-171. Upper Band Edge Plot (NR Band n25 – 40MHz DFT-s-OFDM QPSK – Full RB Configuration)



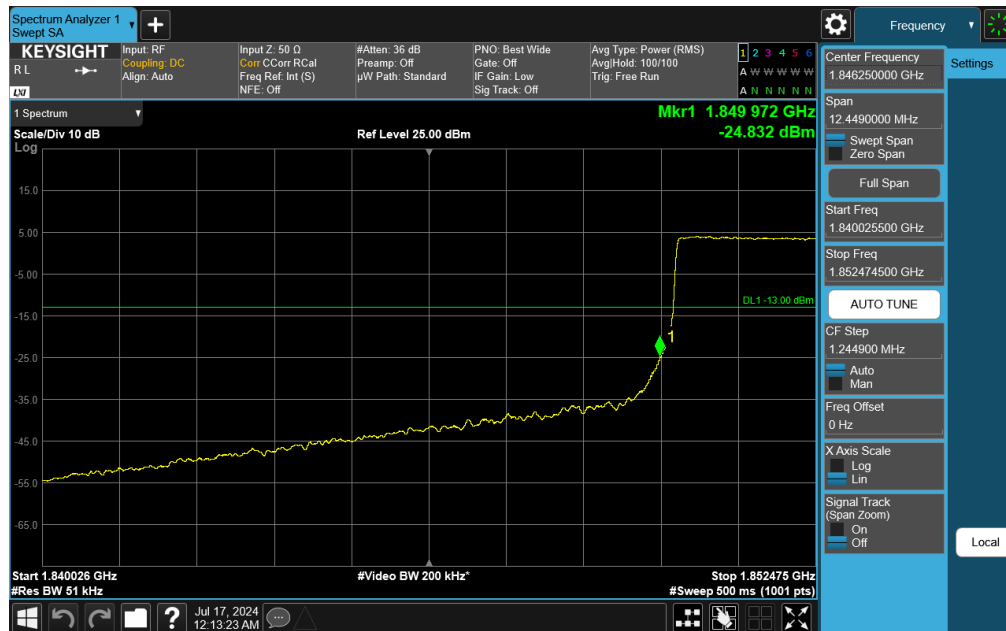
Plot 7-172. Extended Upper Band Edge Plot (NR Band n25 – 40MHz DFT-s-OFDM QPSK – Full RB Configuration)

FCC ID: BCGA3269	 PART 24 MEASUREMENT REPORT	Approved by: Technical Manager
Test Report S/N: 1C2410210075-08.BCG	Test Dates: 7/1/2024 - 12/26/2024	EUT Type: Tablet Device
		Page 106 of 219

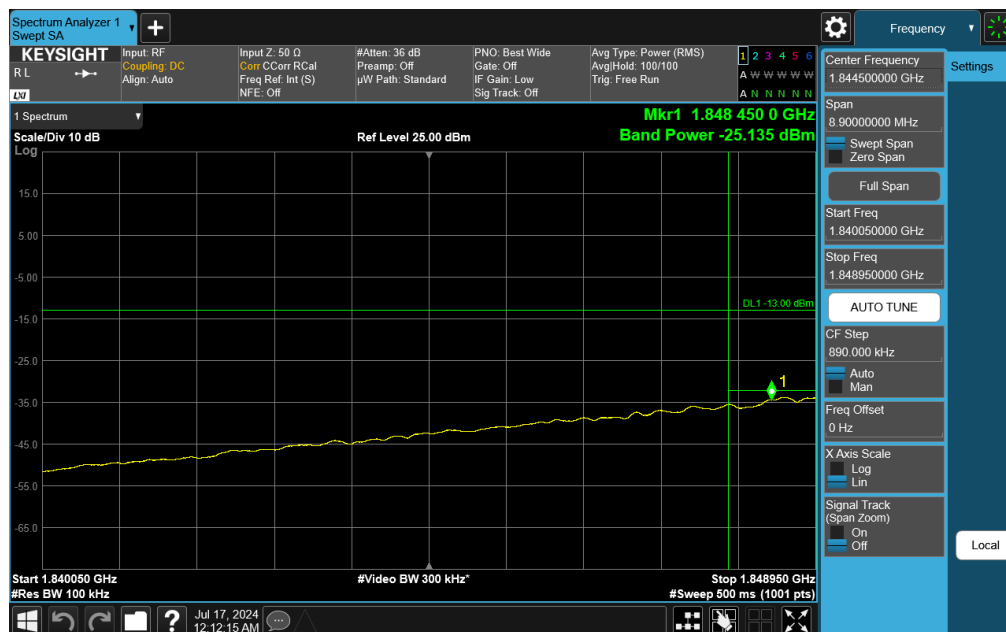
V2.2 09/07/2023

Unless otherwise specified, no part of this report may be reproduced or utilized in any part, form or by any means, electronic or mechanical, including photocopying and microfilm, without permission in writing from Element Materials Technology. If you have any questions about this or have an enquiry about obtaining additional rights to this report or assembly of contents thereof, please contact ct.info@element.com.


NR Band n2



Plot 7-173. Lower Band Edge Plot (NR Band n2 – 5MHz CP-OFDM QPSK – Full RB Configuration)

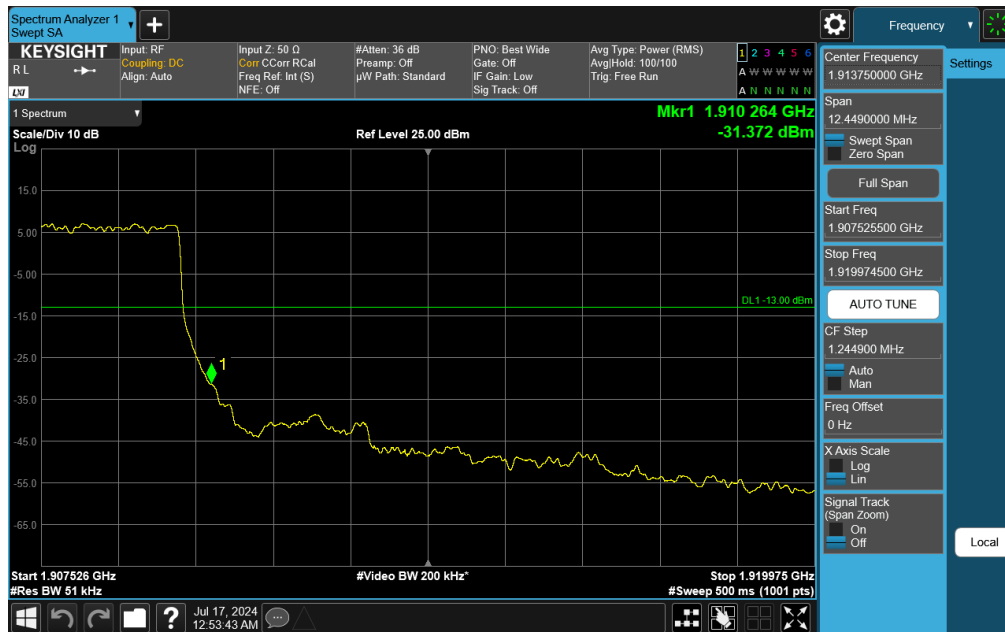


Plot 7-174. Extended Lower Band Edge Plot (NR Band n2 – 5MHz CP-OFDM QPSK – Full RB Configuration)

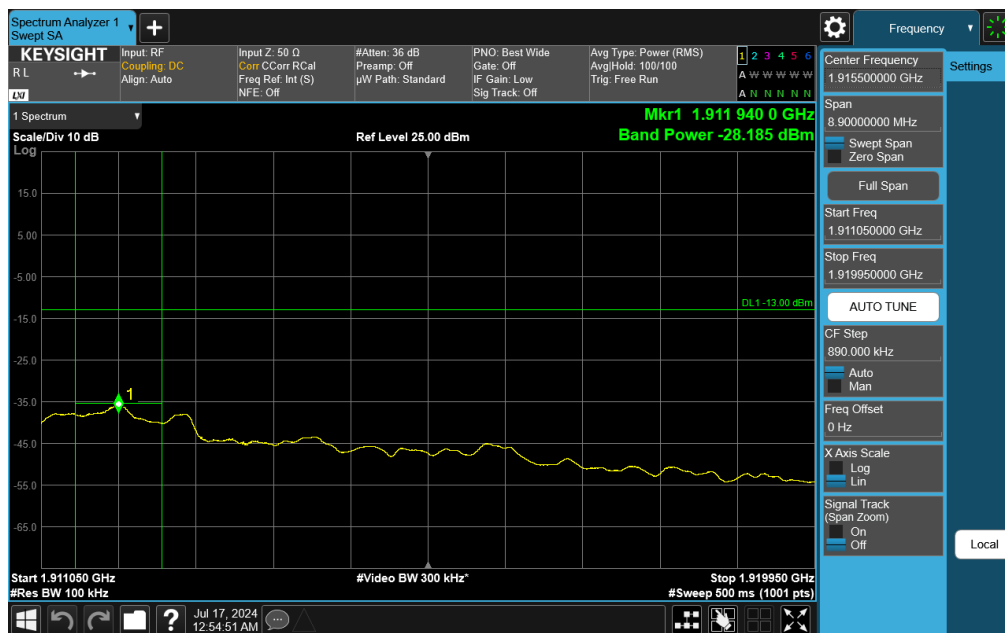
FCC ID: BCGA3269		PART 24 MEASUREMENT REPORT	Approved by: Technical Manager
Test Report S/N: 1C2410210075-08.BCG	Test Dates: 7/1/2024 - 12/26/2024	EUT Type: Tablet Device	Page 107 of 219

V2.2 09/07/2023


Unless otherwise specified, no part of this report may be reproduced or utilized in any part, form or by any means, electronic or mechanical, including photocopying and microfilm, without permission in writing from Element Materials Technology. If you have any questions about this or have an enquiry about obtaining additional rights to this report or assembly of contents thereof, please contact ct.info@element.com.



Plot 7-175. Upper Band Edge Plot (NR Band n2 – 5MHz DFT-s-OFDM $\pi/2$ BPSK – Full RB Configuration)

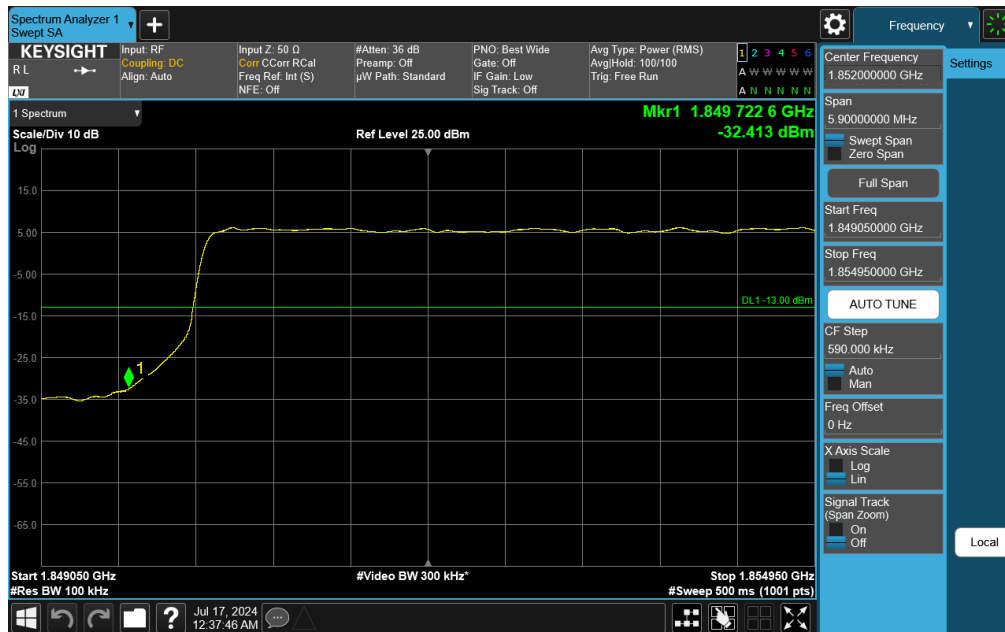


Plot 7-176. Extended Upper Band Edge Plot (NR Band n2 – 5MHz DFT-s-OFDM $\pi/2$ BPSK – Full RB Configuration)

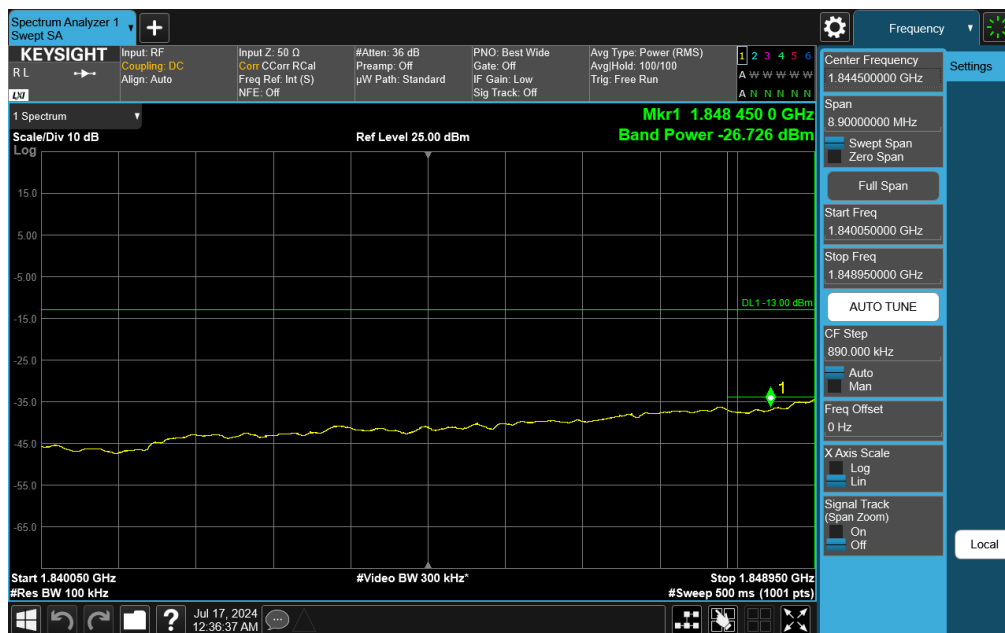
FCC ID: BCGA3269	 PART 24 MEASUREMENT REPORT	Approved by: Technical Manager
Test Report S/N: 1C2410210075-08.BCG	Test Dates: 7/1/2024 - 12/26/2024	EUT Type: Tablet Device
		Page 108 of 219

V2.2 09/07/2023


Unless otherwise specified, no part of this report may be reproduced or utilized in any part, form or by any means, electronic or mechanical, including photocopying and microfilm, without permission in writing from Element Materials Technology. If you have any questions about this or have an enquiry about obtaining additional rights to this report or assembly of contents thereof, please contact ct.info@element.com.



Plot 7-177. Lower Band Edge Plot (NR Band n2 – 10MHz DFT-s-OFDM QPSK – Full RB Configuration)

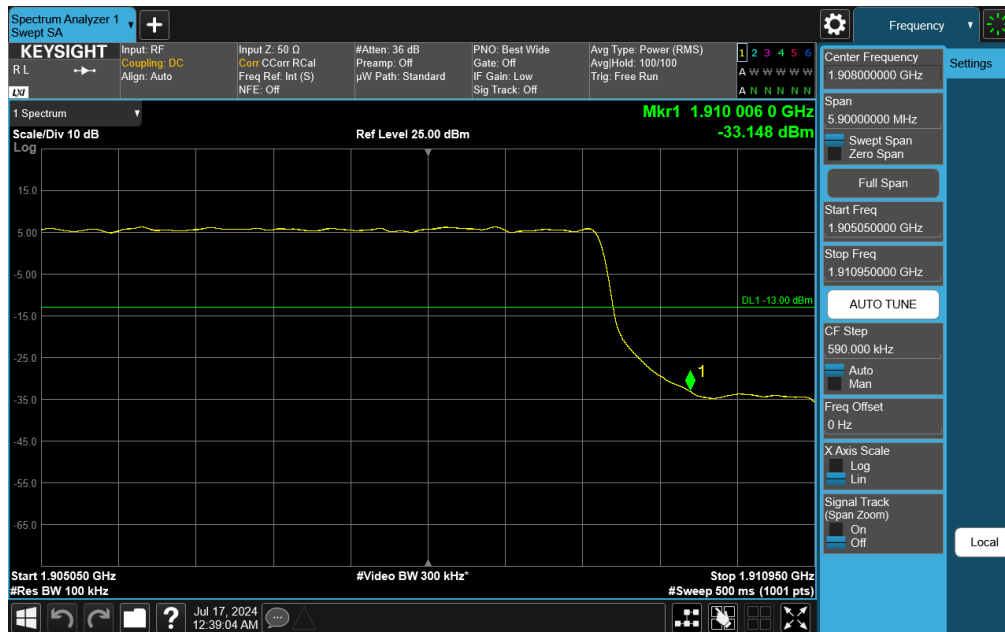


Plot 7-178. Extended Lower Band Edge Plot (NR Band n2 – 10MHz DFT-s-OFDM QPSK – Full RB Configuration)

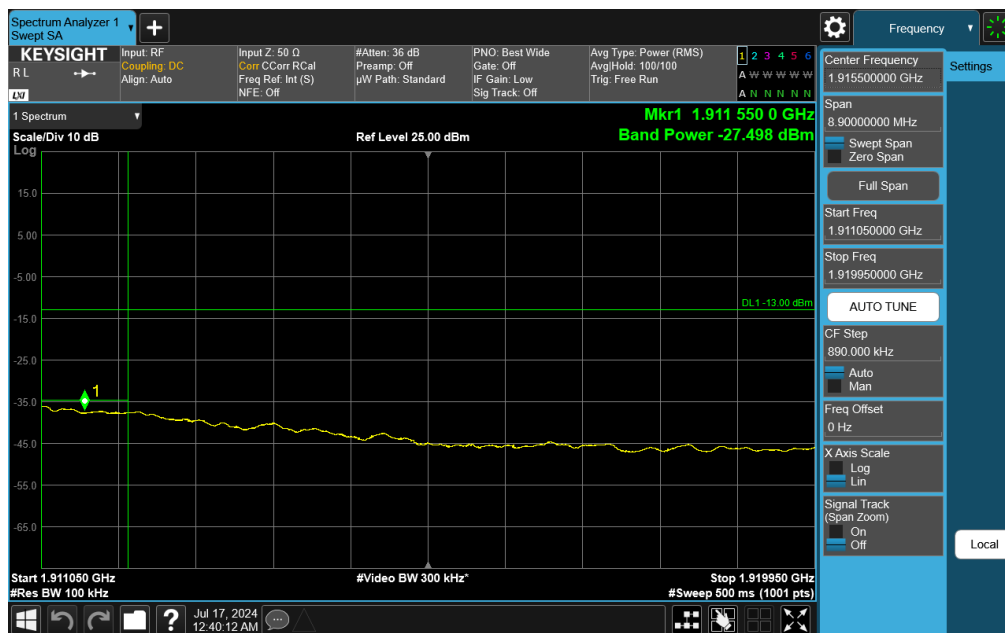
FCC ID: BCGA3269	 PART 24 MEASUREMENT REPORT	Approved by: Technical Manager
Test Report S/N: 1C2410210075-08.BCG	Test Dates: 7/1/2024 - 12/26/2024	EUT Type: Tablet Device
		Page 109 of 219

V2.2 09/07/2023


Unless otherwise specified, no part of this report may be reproduced or utilized in any part, form or by any means, electronic or mechanical, including photocopying and microfilm, without permission in writing from Element Materials Technology. If you have any questions about this or have an enquiry about obtaining additional rights to this report or assembly of contents thereof, please contact ct.info@element.com.



Plot 7-179. Upper Band Edge Plot (NR Band n2 – 10MHz DFT-s-OFDM QPSK – Full RB Configuration)

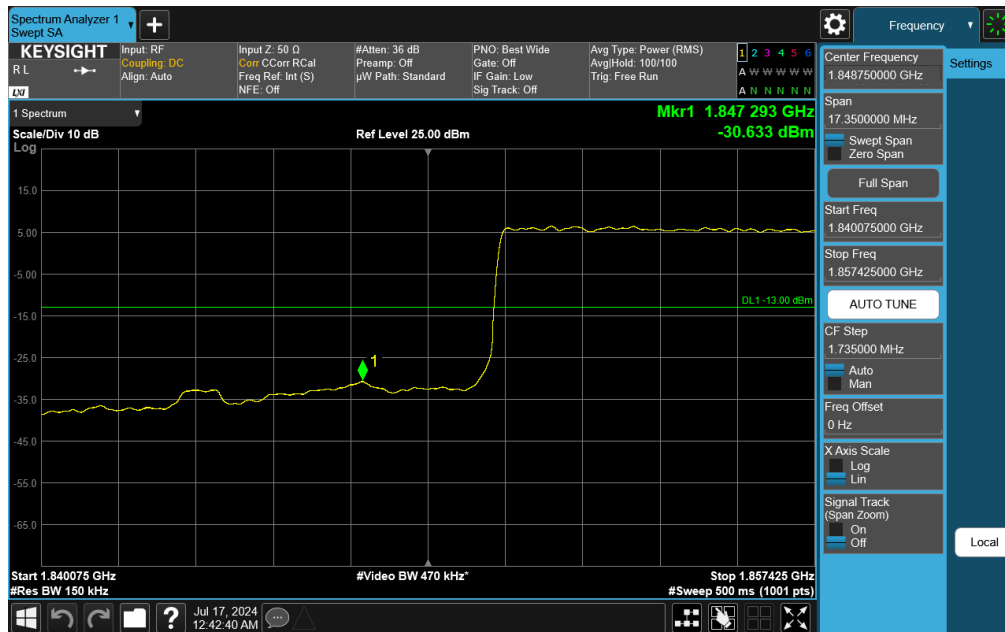


Plot 7-180. Extended Upper Band Edge Plot (NR Band n2 – 10MHz DFT-s-OFDM QPSK – Full RB Configuration)

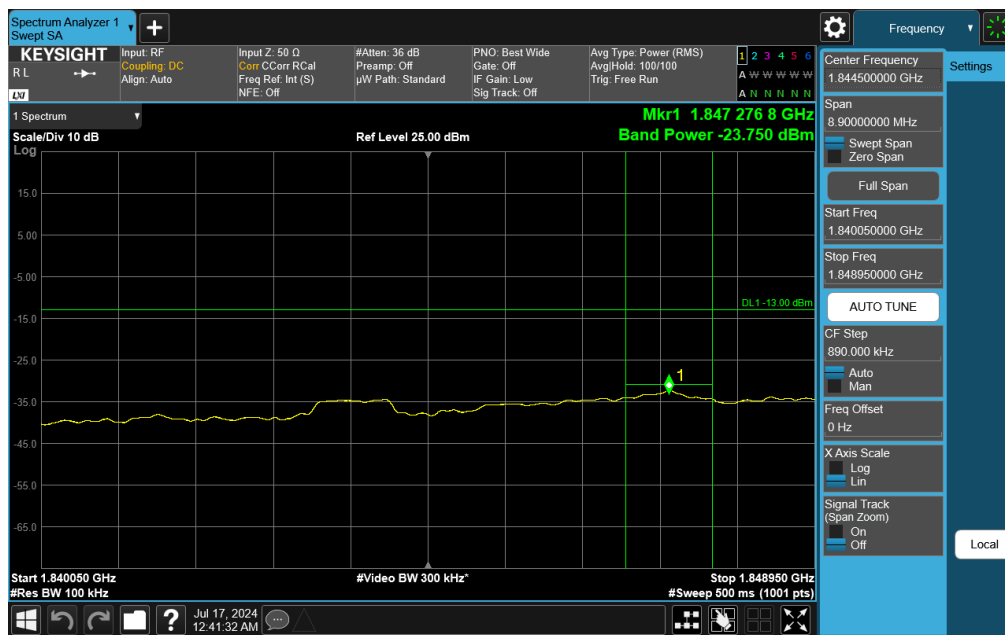
FCC ID: BCGA3269	 PART 24 MEASUREMENT REPORT	Approved by: Technical Manager
Test Report S/N: 1C2410210075-08.BCG	Test Dates: 7/1/2024 - 12/26/2024	EUT Type: Tablet Device
		Page 110 of 219

V2.2 09/07/2023


Unless otherwise specified, no part of this report may be reproduced or utilized in any part, form or by any means, electronic or mechanical, including photocopying and microfilm, without permission in writing from Element Materials Technology. If you have any questions about this or have an enquiry about obtaining additional rights to this report or assembly of contents thereof, please contact ct.info@element.com.



Plot 7-181. Lower Band Edge Plot (NR Band n2 – 15MHz DFT-s-OFDM QPSK – Full RB Configuration)

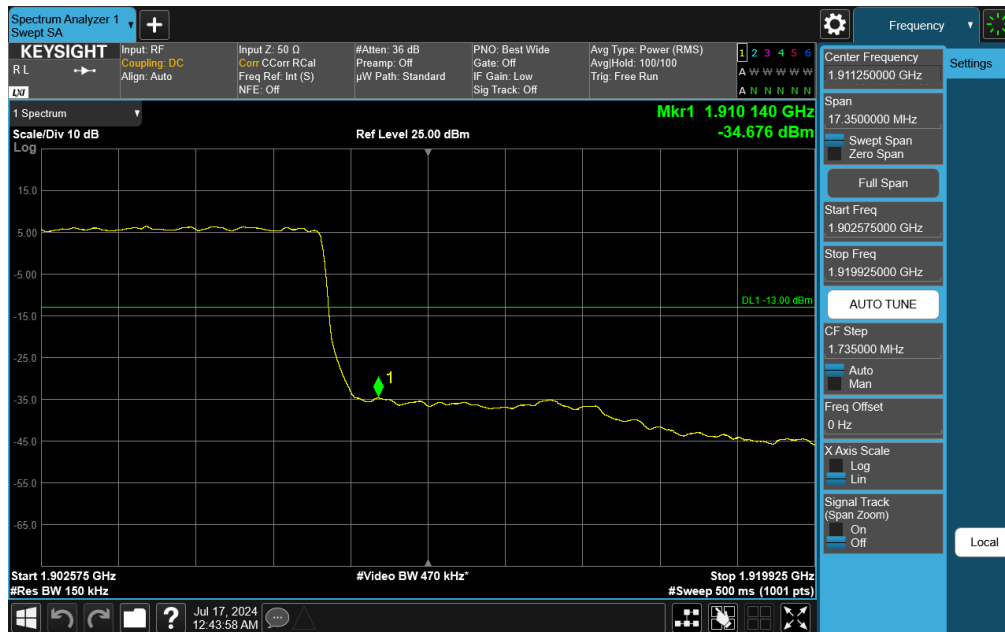


Plot 7-182. Extended Lower Band Edge Plot (NR Band n2 – 15MHz DFT-s-OFDM QPSK – Full RB Configuration)

FCC ID: BCGA3269	 PART 24 MEASUREMENT REPORT	Approved by: Technical Manager
Test Report S/N: 1C2410210075-08.BCG	Test Dates: 7/1/2024 - 12/26/2024	EUT Type: Tablet Device
		Page 111 of 219

V2.2 09/07/2023

Unless otherwise specified, no part of this report may be reproduced or utilized in any part, form or by any means, electronic or mechanical, including photocopying and microfilm, without permission in writing from Element Materials Technology. If you have any questions about this or have an enquiry about obtaining additional rights to this report or assembly of contents thereof, please contact ct.info@element.com.



Plot 7-183. Upper Band Edge Plot (NR Band n2 – 15MHz DFT-s-OFDM QPSK – Full RB Configuration)

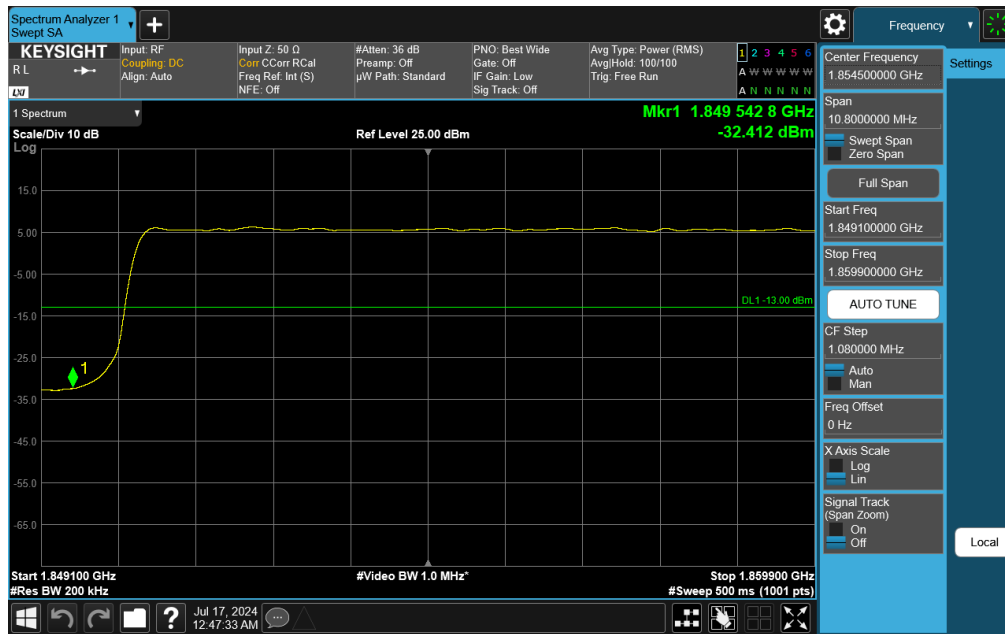


Plot 7-184. Extended Upper Band Edge Plot (NR Band n2 – 15MHz DFT-s-OFDM QPSK – Full RB Configuration)

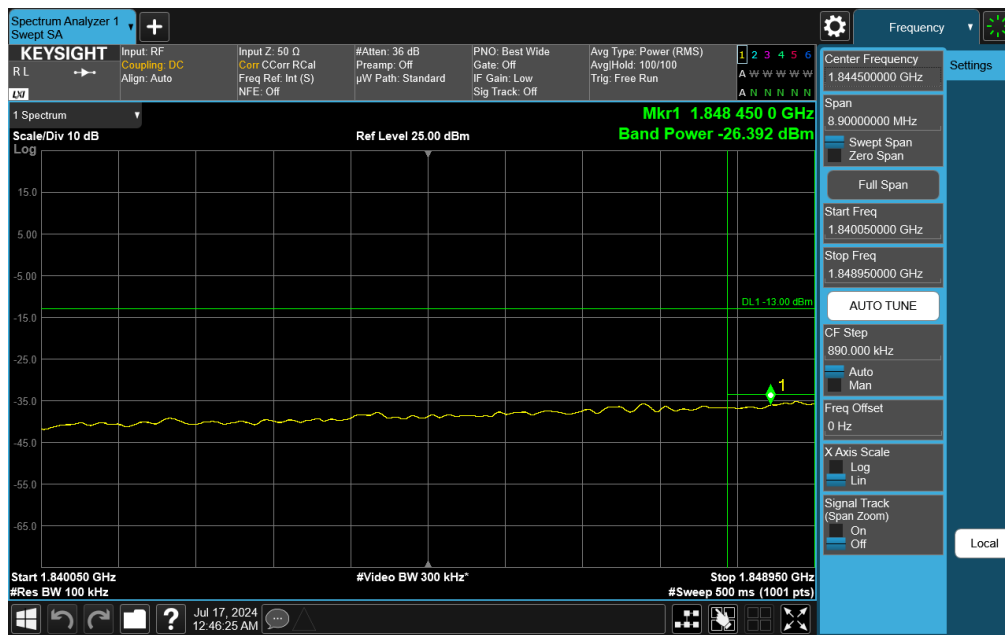
FCC ID: BCGA3269	element	PART 24 MEASUREMENT REPORT	Approved by: Technical Manager
Test Report S/N: 1C2410210075-08.BCG	Test Dates: 7/1/2024 - 12/26/2024	EUT Type: Tablet Device	Page 112 of 219

V2.2 09/07/2023


Unless otherwise specified, no part of this report may be reproduced or utilized in any part, form or by any means, electronic or mechanical, including photocopying and microfilm, without permission in writing from Element Materials Technology. If you have any questions about this or have an enquiry about obtaining additional rights to this report or assembly of contents thereof, please contact ct.info@element.com.



Plot 7-185. Lower Band Edge Plot (NR Band n2 – 20MHz DFT-s-OFDM QPSK – Full RB Configuration)

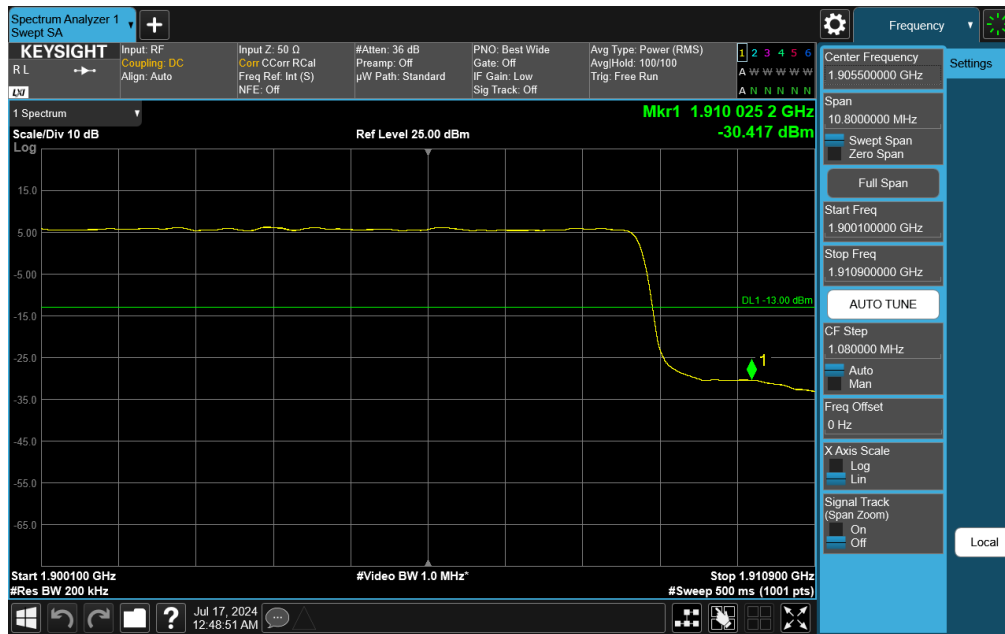


Plot 7-186. Extended Lower Band Edge Plot (NR Band n2 – 20MHz DFT-s-OFDM QPSK – Full RB Configuration)

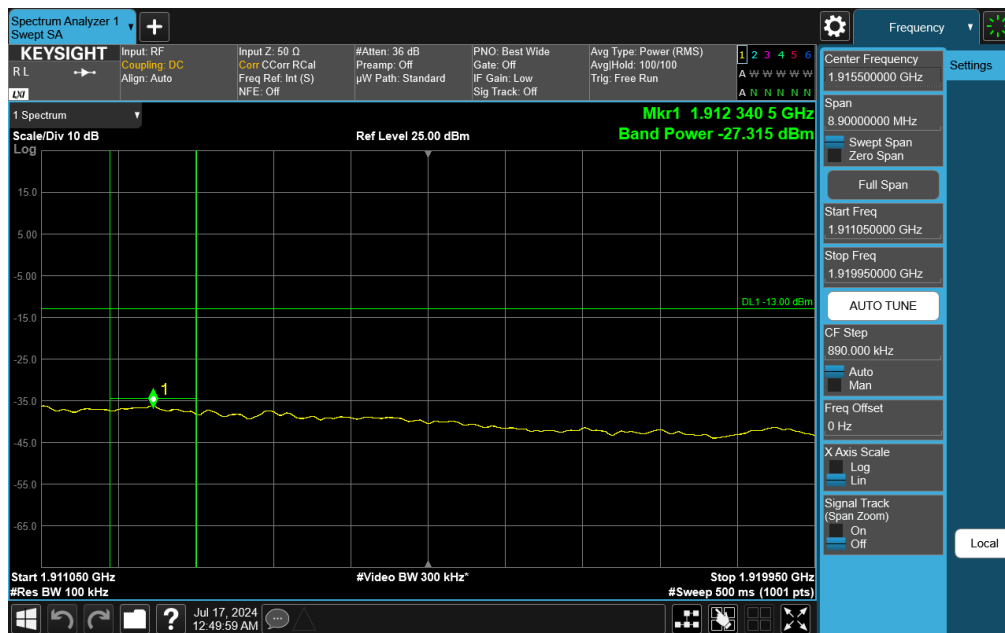
FCC ID: BCGA3269	 PART 24 MEASUREMENT REPORT	Approved by: Technical Manager
Test Report S/N: 1C2410210075-08.BCG	Test Dates: 7/1/2024 - 12/26/2024	EUT Type: Tablet Device
		Page 113 of 219

V2.2 09/07/2023


Unless otherwise specified, no part of this report may be reproduced or utilized in any part, form or by any means, electronic or mechanical, including photocopying and microfilm, without permission in writing from Element Materials Technology. If you have any questions about this or have an enquiry about obtaining additional rights to this report or assembly of contents thereof, please contact ct.info@element.com.



Plot 7-187. Upper Band Edge Plot (NR Band n2 – 20MHz DFT-s-OFDM QPSK – Full RB Configuration)



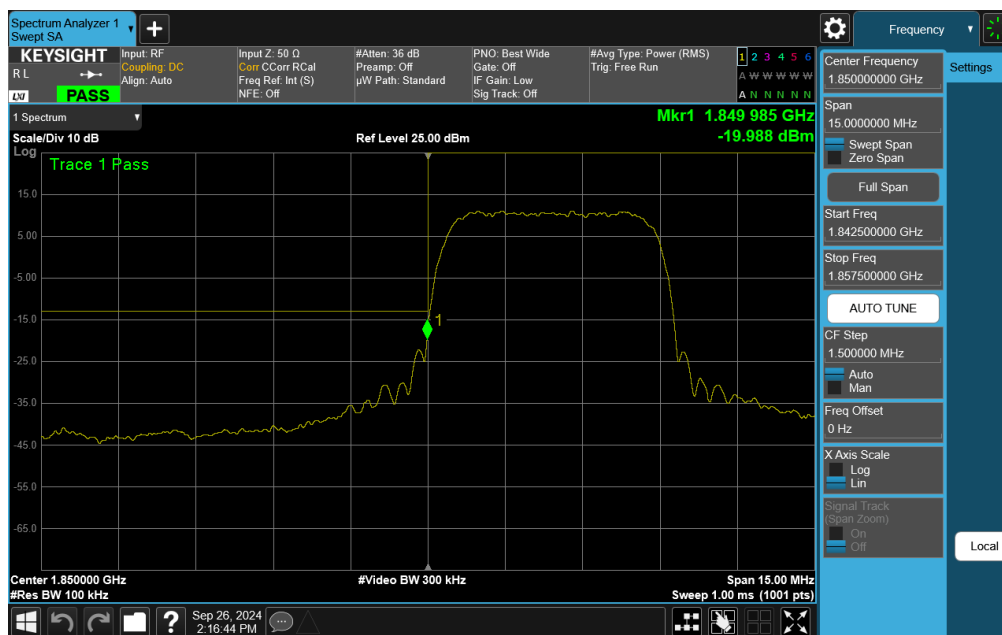
Plot 7-188. Extended Upper Band Edge Plot (NR Band n2 – 20MHz DFT-s-OFDM QPSK – Full RB Configuration)

FCC ID: BCGA3269	 PART 24 MEASUREMENT REPORT	Approved by: Technical Manager
Test Report S/N: 1C2410210075-08.BCG	Test Dates: 7/1/2024 - 12/26/2024	EUT Type: Tablet Device
		Page 114 of 219

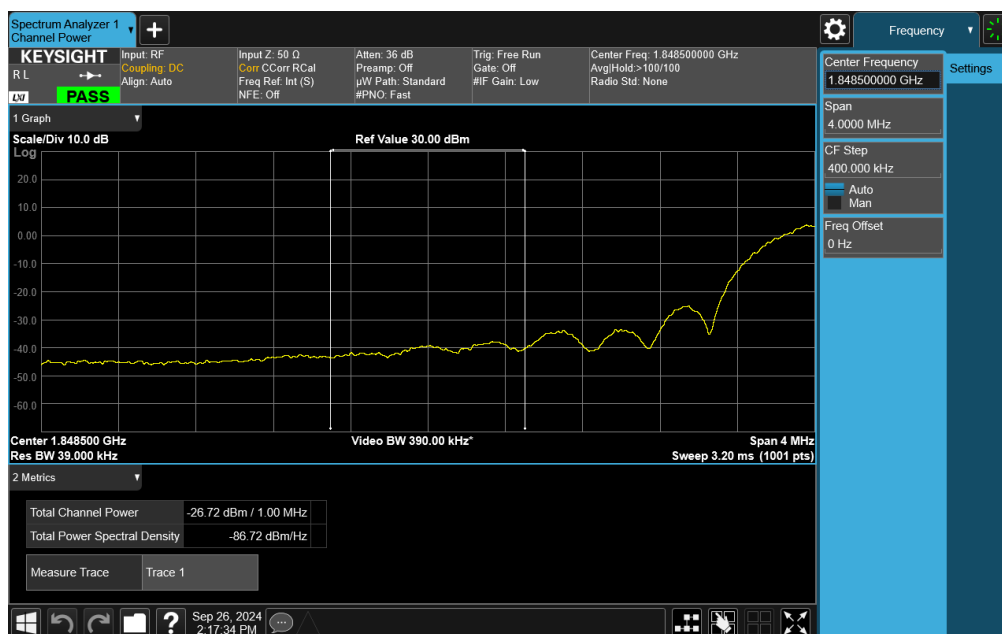
V2.2 09/07/2023

Unless otherwise specified, no part of this report may be reproduced or utilized in any part, form or by any means, electronic or mechanical, including photocopying and microfilm, without permission in writing from Element Materials Technology. If you have any questions about this or have an enquiry about obtaining additional rights to this report or assembly of contents thereof, please contact ct.info@element.com.


WCDMA PCS



Plot 7-189. Lower Band Edge Plot (WCDMA PCS – Ch. 9262)

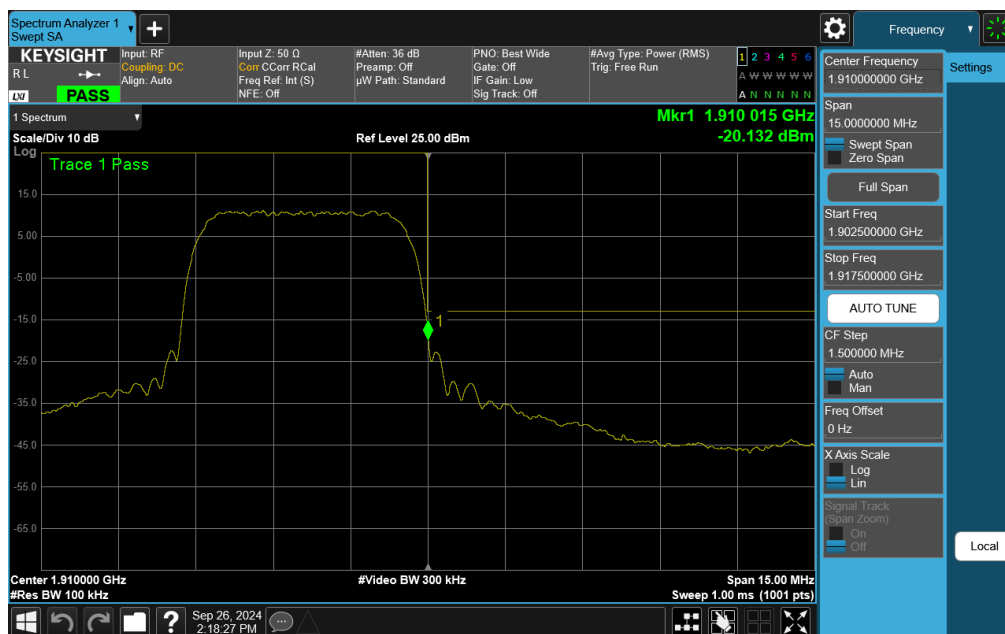


Plot 7-190. Extended Lower Band Edge Plot (WCDMA PCS – Ch. 9262)

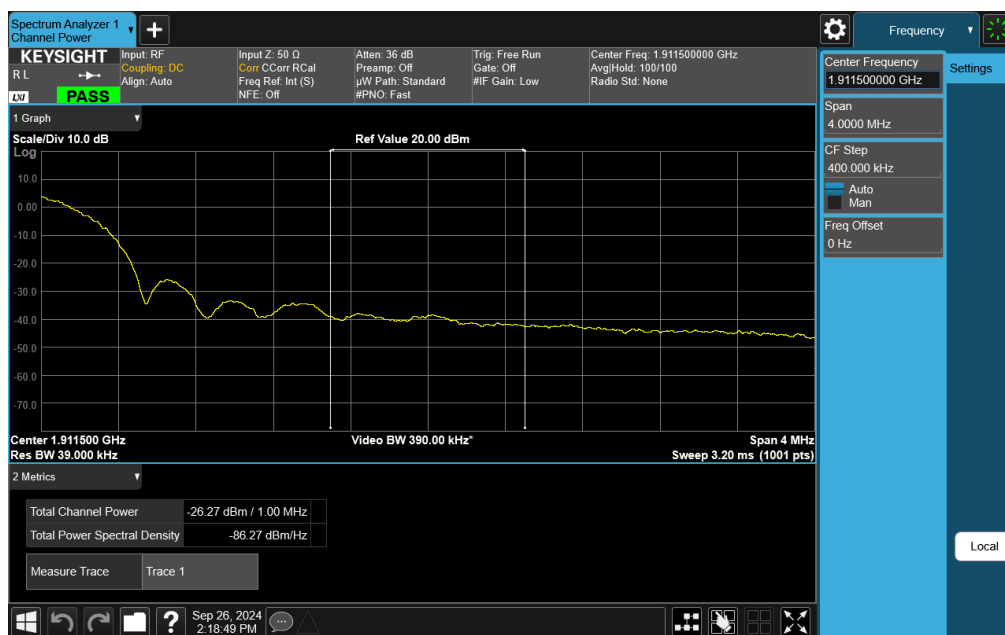
FCC ID: BCGA3269	 PART 24 MEASUREMENT REPORT	Approved by: Technical Manager
Test Report S/N: 1C2410210075-08.BCG	Test Dates: 7/1/2024 - 12/26/2024	EUT Type: Tablet Device
		Page 115 of 219

V2.2 09/07/2023


Unless otherwise specified, no part of this report may be reproduced or utilized in any part, form or by any means, electronic or mechanical, including photocopying and microfilm, without permission in writing from Element Materials Technology. If you have any questions about this or have an enquiry about obtaining additional rights to this report or assembly of contents thereof, please contact ct.info@element.com.



Plot 7-191. Upper Band Edge Plot (WCDMA PCS – Ch. 9538)



Plot 7-192. Extended Upper Band Edge Plot (WCDMA PCS – Ch. 9538)

FCC ID: BCGA3269		PART 24 MEASUREMENT REPORT	Approved by: Technical Manager
Test Report S/N: 1C2410210075-08.BCG	Test Dates: 7/1/2024 - 12/26/2024	EUT Type: Tablet Device	Page 116 of 219

V2.2 09/07/2023

Unless otherwise specified, no part of this report may be reproduced or utilized in any part, form or by any means, electronic or mechanical, including photocopying and microfilm, without permission in writing from Element Materials Technology. If you have any questions about this or have an enquiry about obtaining additional rights to this report or assembly of contents thereof, please contact ct.info@element.com.

7.5 Peak-Average Ratio

§24.232(d)

Test Overview and Limit

A peak to average ratio measurement is performed at the conducted port of the EUT. The spectrum analyzers Complementary Cumulative Distribution Function (CCDF) measurement profile is used to determine the largest deviation between the average and the peak power of the EUT in a given bandwidth. The CCDF curve shows how much time the peak waveform spends at or above a given average power level. The percent of time the signal spends at or above the level defines the probability for that particular power level. All ports were tested and only the worst case data were reported.


The peak to average power ratio (PAPR) of the equipment shall not exceed 13 dB for more than 0.1% of the time.

Test Procedure Used

KDB 971168 D01 v03r01 – Section 5.7.1

Test Settings

1. The signal analyzer's CCDF measurement profile is enabled
2. Frequency = carrier center frequency
3. Measurement BW ≥ OBW or specified reference bandwidth
4. The signal analyzer was set to collect one million samples to generate the CCDF curve
5. The measurement interval was set depending on the type of signal analyzed. For continuous signals (>98% duty cycle), the measurement interval was set to 1ms. For burst transmissions, the spectrum analyzer is set to use an internal "RF Burst" trigger that is synced with an incoming pulse and the measurement interval is set to less than the duration of the "on time" of one burst to ensure that energy is only captured during a time in which the transmitter is operating at maximum power

FCC ID: BCGA3269	 PART 24 MEASUREMENT REPORT	Approved by: Technical Manager
Test Report S/N: 1C2410210075-08.BCG	Test Dates: 7/1/2024 - 12/26/2024	EUT Type: Tablet Device
		Page 117 of 219

V2.2 09/07/2023

Test Setup

The EUT and measurement equipment were set up as shown in the diagram below.

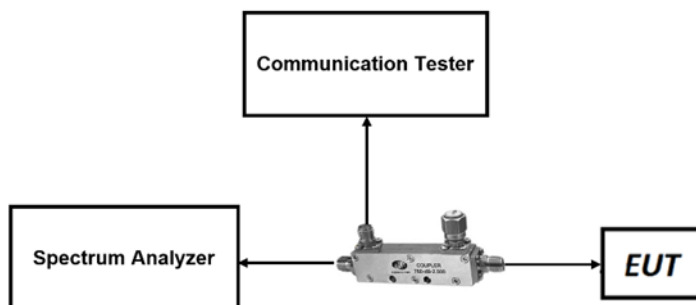


Figure 7-7. LTE Test Instrument & Measurement Setup

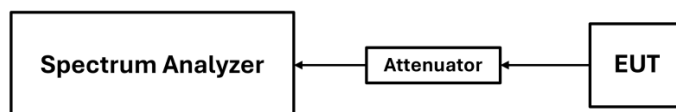



Figure 7-8. FR1 Test Instrument & Measurement Setup

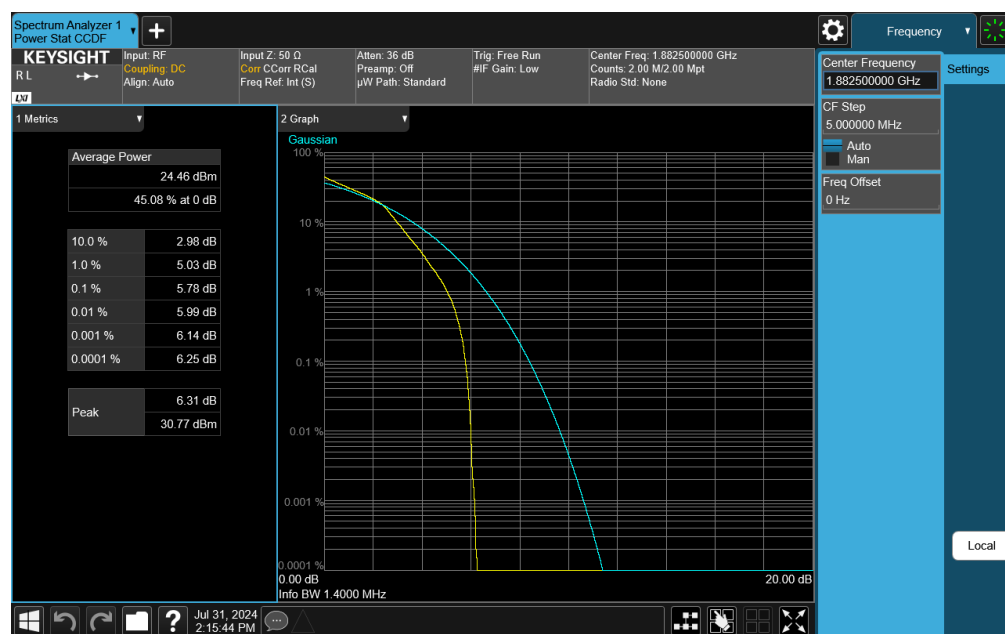
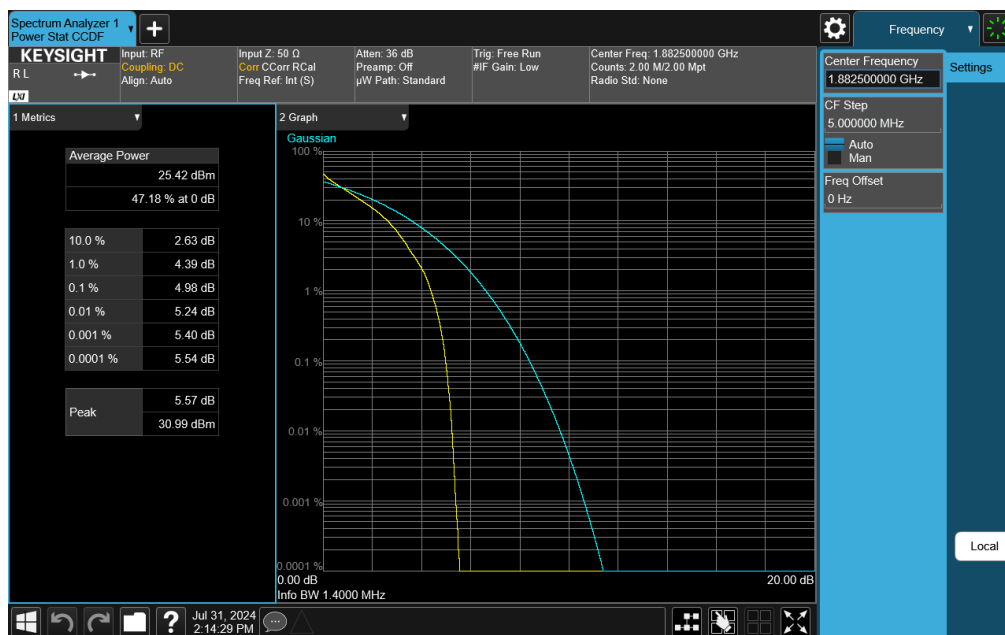
Test Notes


None.

FCC ID: BCGA3269	 PART 24 MEASUREMENT REPORT	Approved by: Technical Manager
Test Report S/N: 1C2410210075-08.BCG	Test Dates: 7/1/2024 - 12/26/2024	EUT Type: Tablet Device
		Page 118 of 219

V2.2 09/07/2023

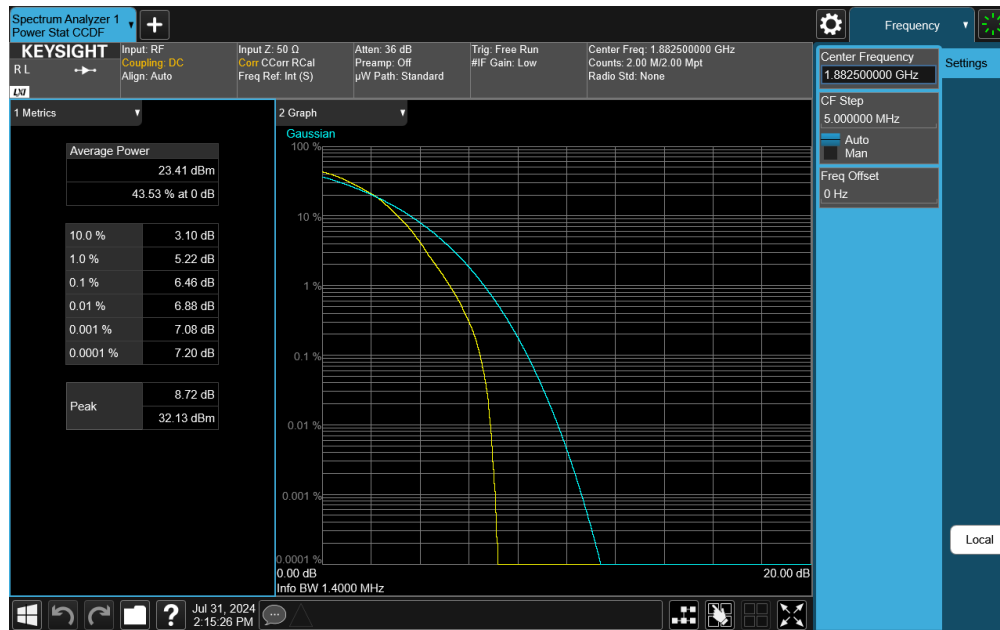
LTE Band 25



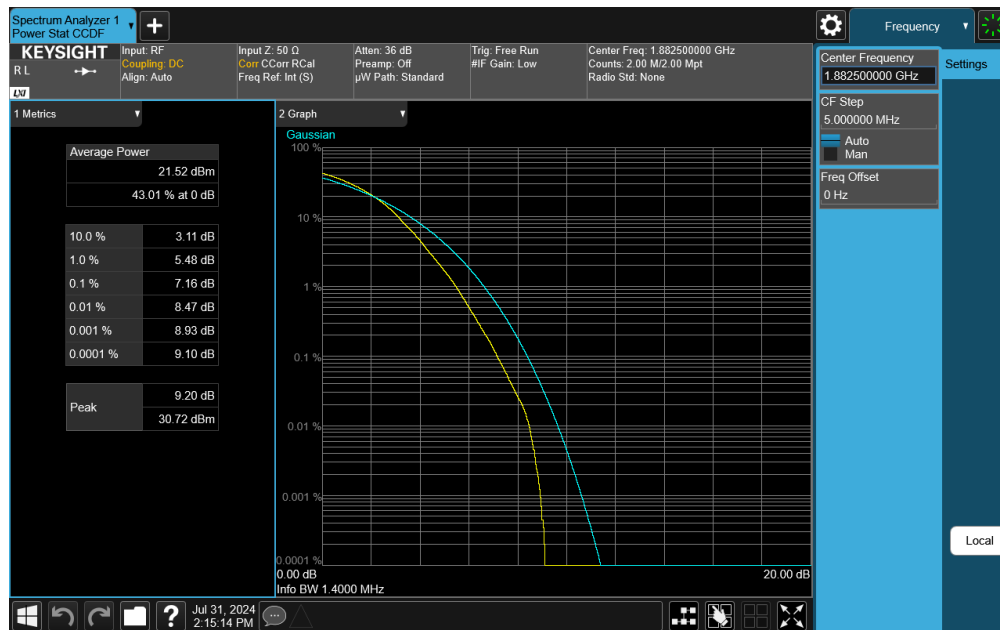
FCC ID: BCGA3269		PART 24 MEASUREMENT REPORT	Approved by: Technical Manager
Test Report S/N: 1C2410210075-08.BCG	Test Dates: 7/1/2024 - 12/26/2024	EUT Type: Tablet Device	Page 119 of 219

V2.2 09/07/2023


Unless otherwise specified, no part of this report may be reproduced or utilized in any part, form or by any means, electronic or mechanical, including photocopying and microfilm, without permission in writing from Element Materials Technology. If you have any questions about this or have an enquiry about obtaining additional rights to this report or assembly of contents thereof, please contact ct.info@element.com.



Plot 7-195. PAR Plot (LTE Band 25 - 1.4MHz 64-QAM - Full RB Configuration)

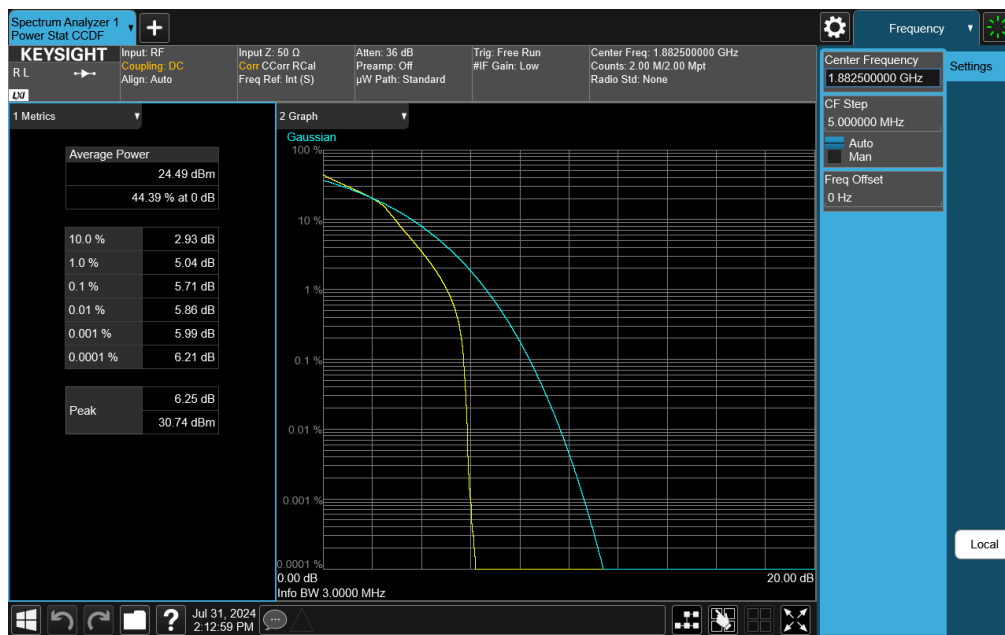
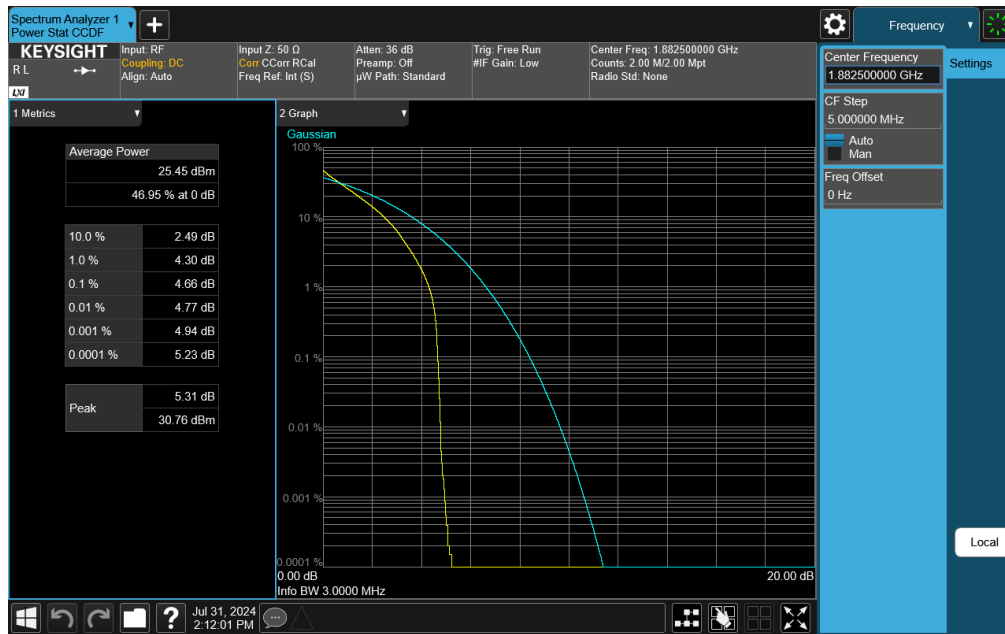



Plot 7-196. PAR Plot (LTE Band 25 - 1.4MHz 256-QAM - Full RB Configuration)

FCC ID: BCGA3269	 PART 24 MEASUREMENT REPORT	Approved by: Technical Manager
Test Report S/N: 1C2410210075-08.BCG	Test Dates: 7/1/2024 - 12/26/2024	EUT Type: Tablet Device
		Page 120 of 219

V2.2 09/07/2023

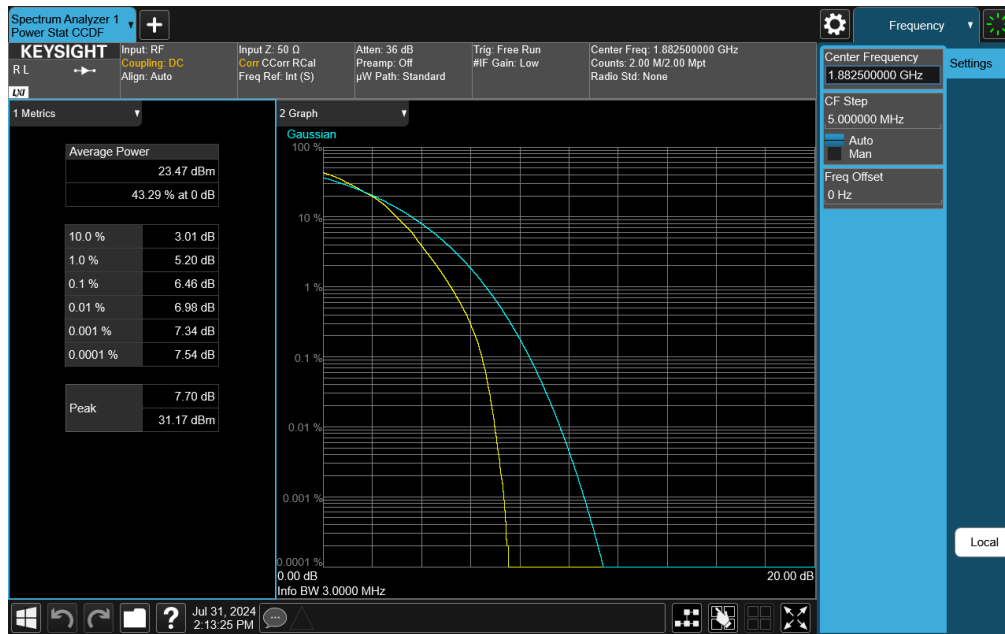
Unless otherwise specified, no part of this report may be reproduced or utilized in any part, form or by any means, electronic or mechanical, including photocopying and microfilm, without permission in writing from Element Materials Technology. If you have any questions about this or have an enquiry about obtaining additional rights to this report or assembly of contents thereof, please contact ct.info@element.com.



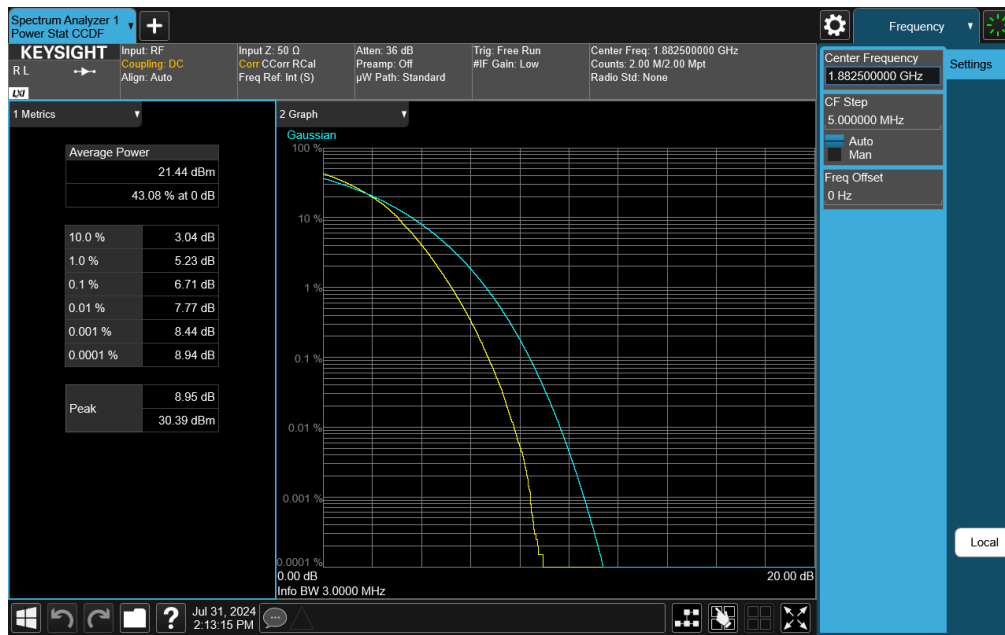
FCC ID: BCGA3269	 PART 24 MEASUREMENT REPORT	Approved by: Technical Manager
Test Report S/N: 1C2410210075-08.BCG	Test Dates: 7/1/2024 - 12/26/2024	EUT Type: Tablet Device
		Page 121 of 219

V2.2 09/07/2023


Unless otherwise specified, no part of this report may be reproduced or utilized in any part, form or by any means, electronic or mechanical, including photocopying and microfilm, without permission in writing from Element Materials Technology. If you have any questions about this or have an enquiry about obtaining additional rights to this report or assembly of contents thereof, please contact ct.info@element.com.



Plot 7-199. PAR Plot (LTE Band 25 - 3MHz 64-QAM - Full RB Configuration)

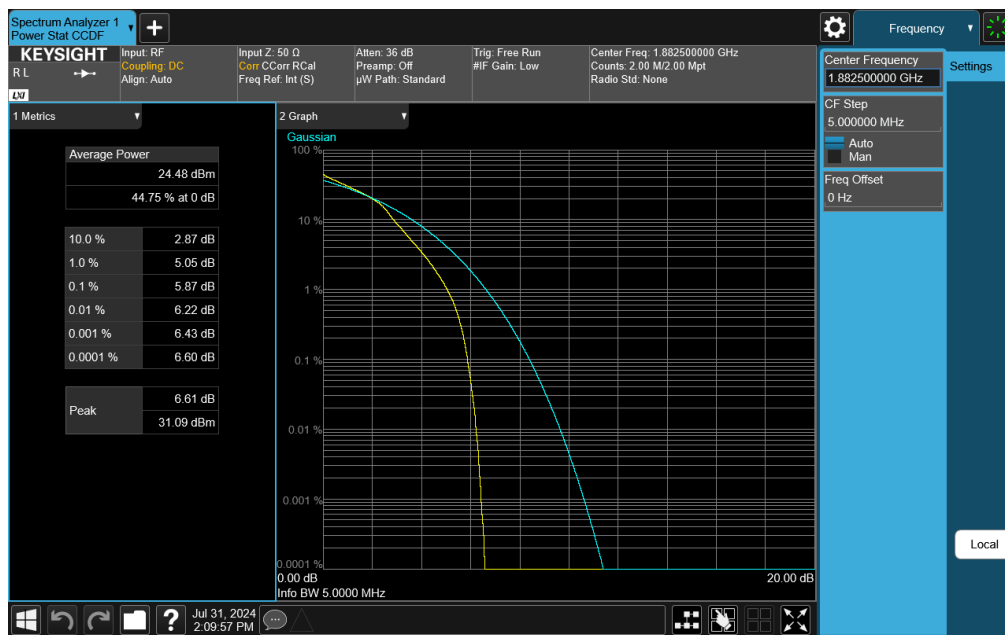
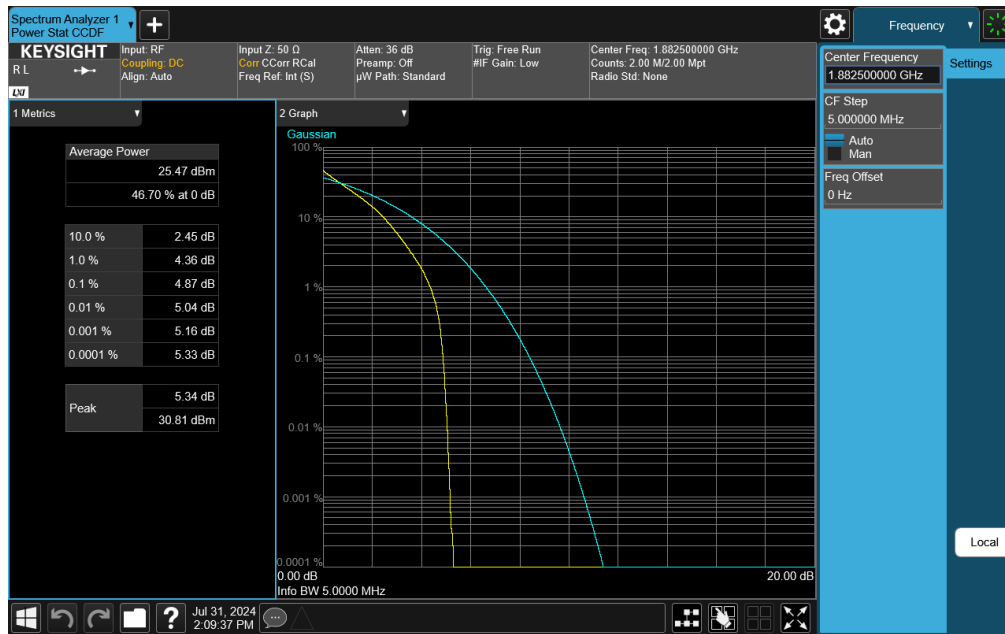



Plot 7-200. PAR Plot (LTE Band 25 - 3MHz 256-QAM - Full RB Configuration)

FCC ID: BCGA3269		PART 24 MEASUREMENT REPORT	Approved by: Technical Manager
Test Report S/N: 1C2410210075-08.BCG	Test Dates: 7/1/2024 - 12/26/2024	EUT Type: Tablet Device	Page 122 of 219

V2.2 09/07/2023

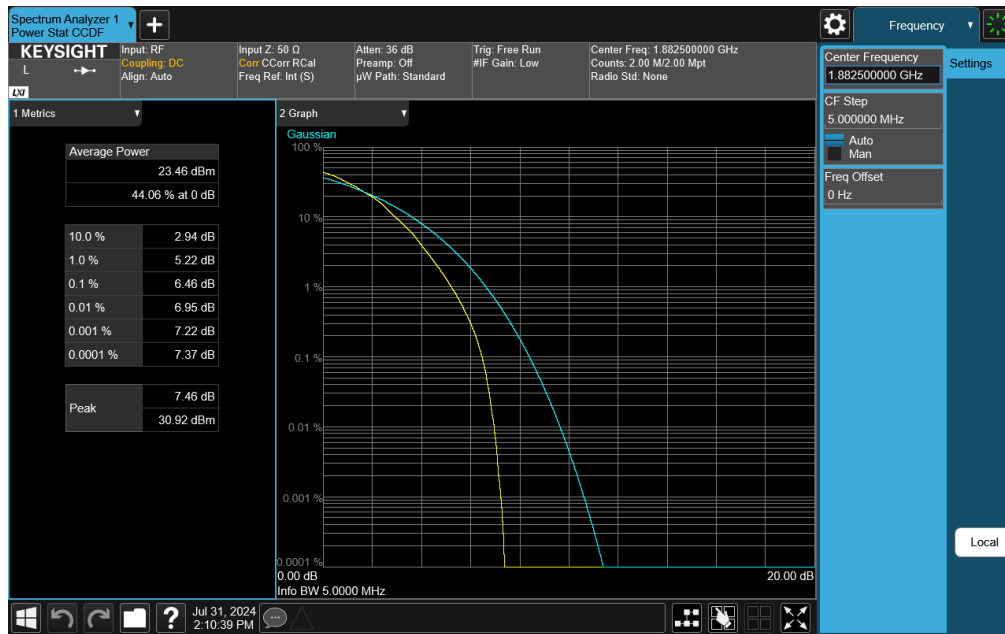
Unless otherwise specified, no part of this report may be reproduced or utilized in any part, form or by any means, electronic or mechanical, including photocopying and microfilm, without permission in writing from Element Materials Technology. If you have any questions about this or have an enquiry about obtaining additional rights to this report or assembly of contents thereof, please contact ct.info@element.com.



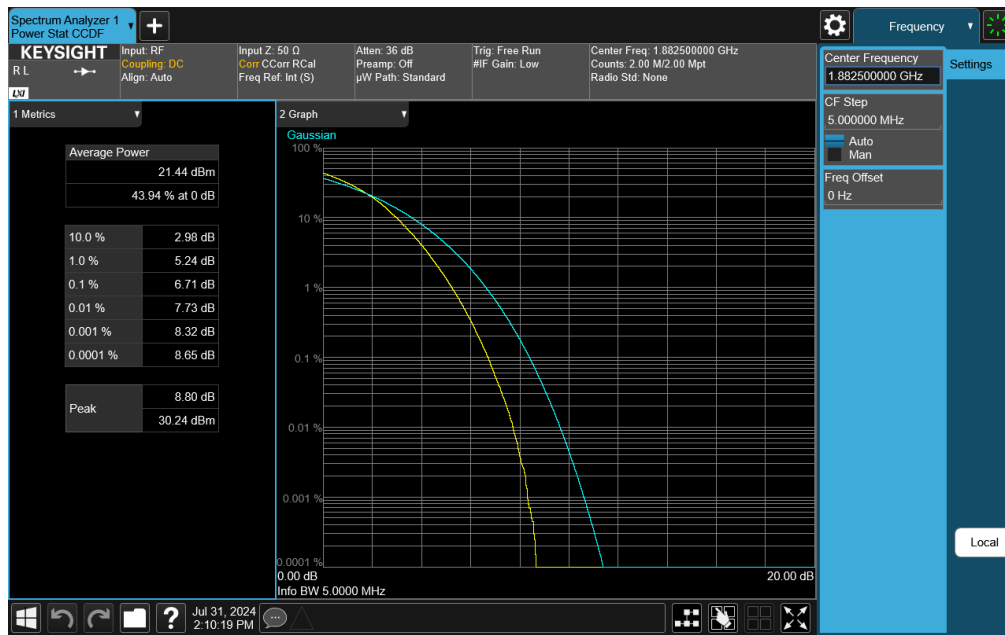
FCC ID: BCGA3269	 PART 24 MEASUREMENT REPORT	Approved by: Technical Manager
Test Report S/N: 1C2410210075-08.BCG	Test Dates: 7/1/2024 - 12/26/2024	EUT Type: Tablet Device
		Page 123 of 219

V2.2 09/07/2023


Unless otherwise specified, no part of this report may be reproduced or utilized in any part, form or by any means, electronic or mechanical, including photocopying and microfilm, without permission in writing from Element Materials Technology. If you have any questions about this or have an enquiry about obtaining additional rights to this report or assembly of contents thereof, please contact ct.info@element.com.



Plot 7-203. PAR Plot (LTE Band 25 - 5MHz 64-QAM - Full RB Configuration)

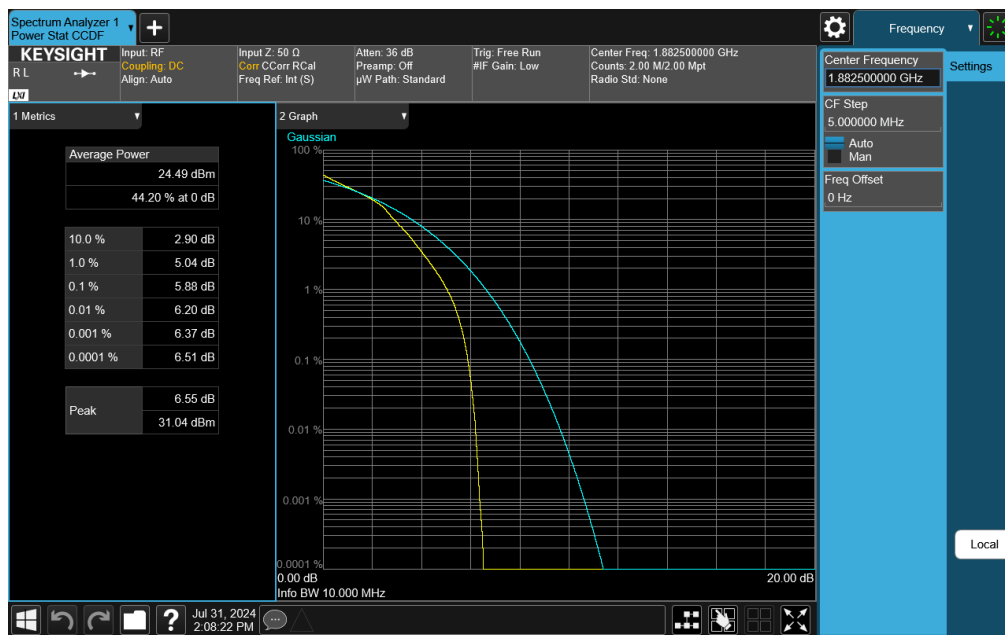
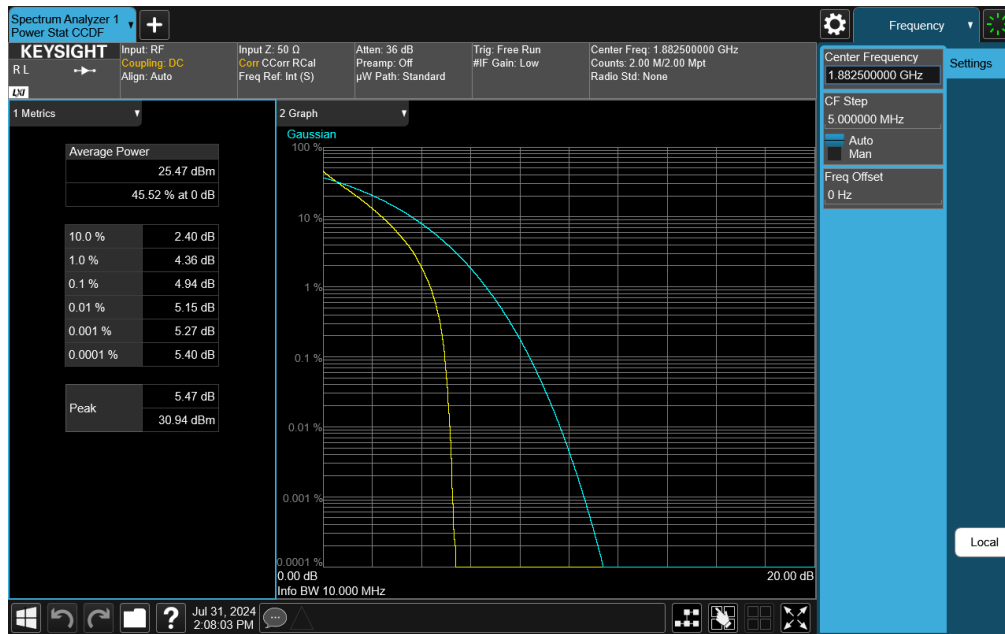



Plot 7-204. PAR Plot (LTE Band 25 - 5MHz 256-QAM - Full RB Configuration)

FCC ID: BCGA3269	 PART 24 MEASUREMENT REPORT	Approved by: Technical Manager
Test Report S/N: 1C2410210075-08.BCG	Test Dates: 7/1/2024 - 12/26/2024	EUT Type: Tablet Device
		Page 124 of 219

V2.2 09/07/2023

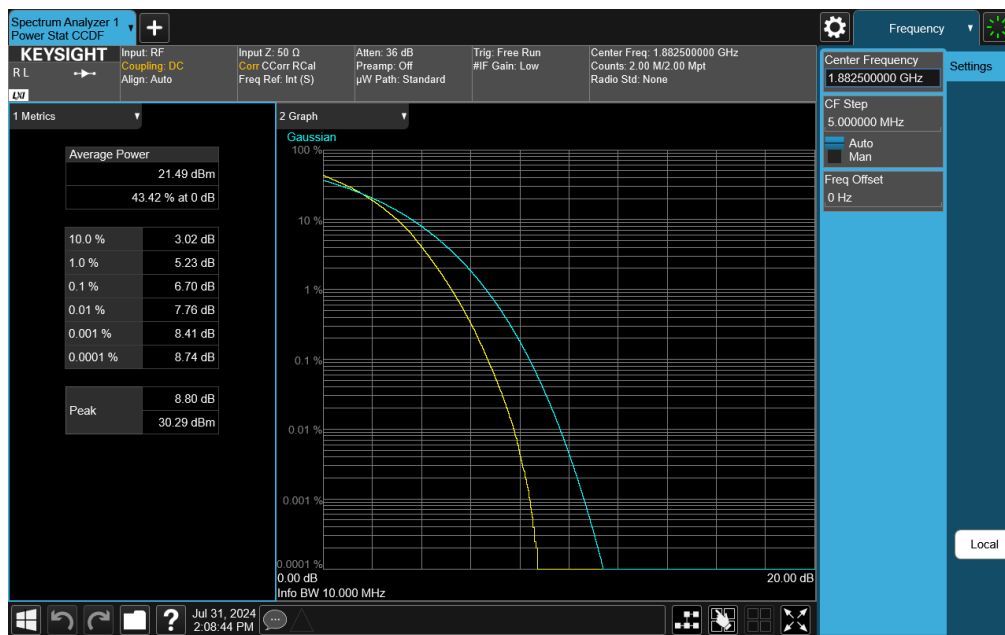
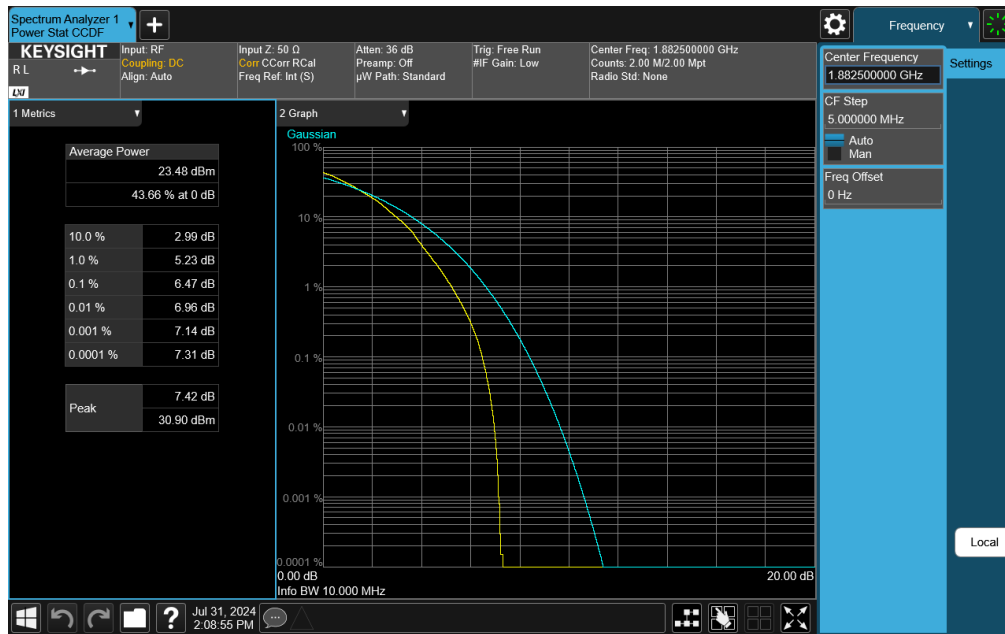
Unless otherwise specified, no part of this report may be reproduced or utilized in any part, form or by any means, electronic or mechanical, including photocopying and microfilm, without permission in writing from Element Materials Technology. If you have any questions about this or have an enquiry about obtaining additional rights to this report or assembly of contents thereof, please contact ct.info@element.com.




FCC ID: BCGA3269	 PART 24 MEASUREMENT REPORT	Approved by: Technical Manager
Test Report S/N: 1C2410210075-08.BCG	Test Dates: 7/1/2024 - 12/26/2024	EUT Type: Tablet Device
		Page 125 of 219

V2.2 09/07/2023

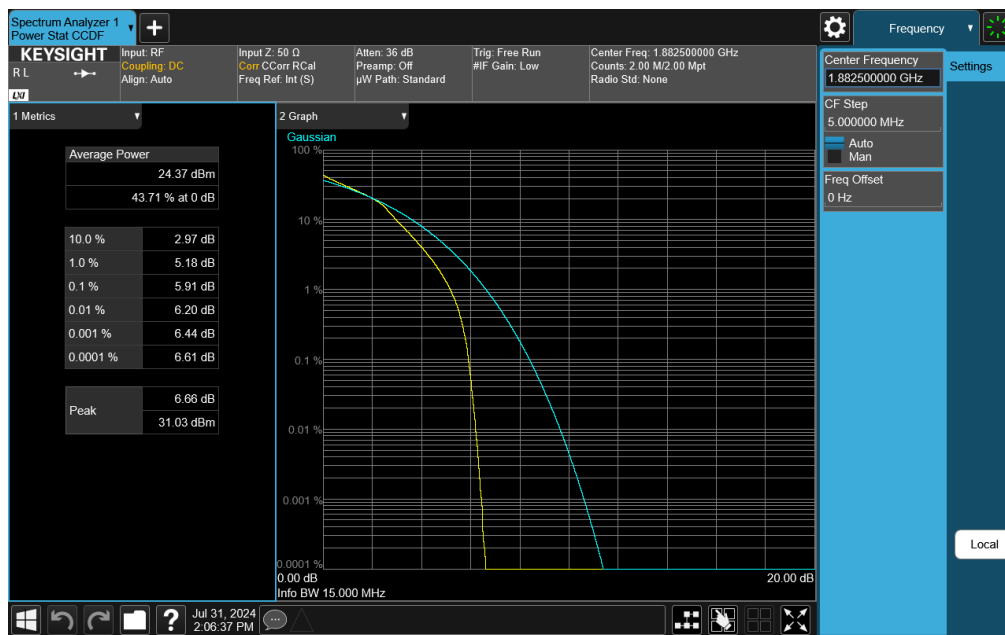
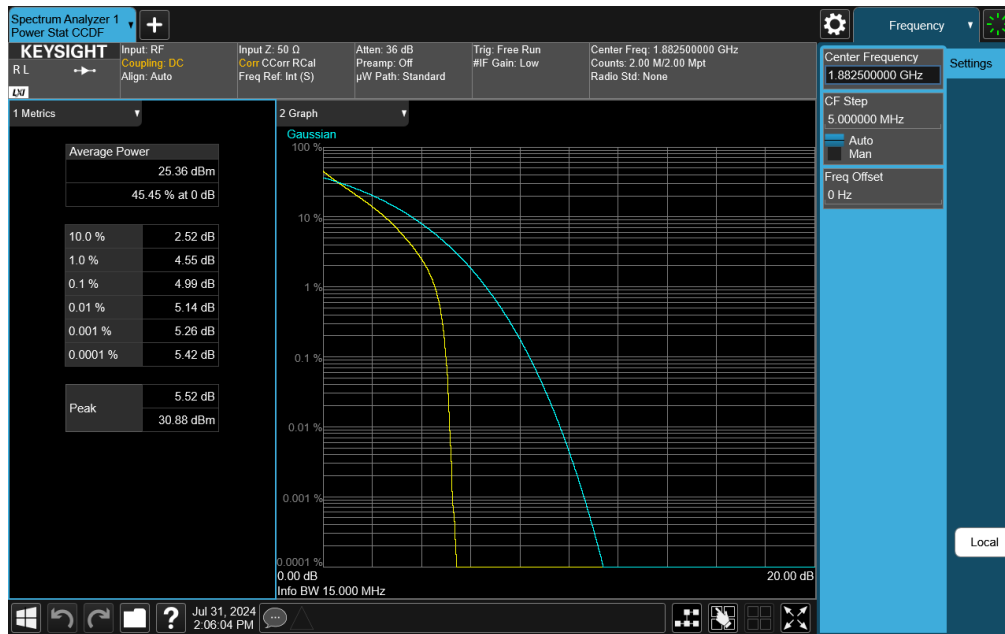
Unless otherwise specified, no part of this report may be reproduced or utilized in any part, form or by any means, electronic or mechanical, including photocopying and microfilm, without permission in writing from Element Materials Technology. If you have any questions about this or have an enquiry about obtaining additional rights to this report or assembly of contents thereof, please contact ct.info@element.com.




FCC ID: BCGA3269	 PART 24 MEASUREMENT REPORT	Approved by: Technical Manager
Test Report S/N: 1C2410210075-08.BCG	Test Dates: 7/1/2024 - 12/26/2024	EUT Type: Tablet Device
		Page 126 of 219

V2.2 09/07/2023

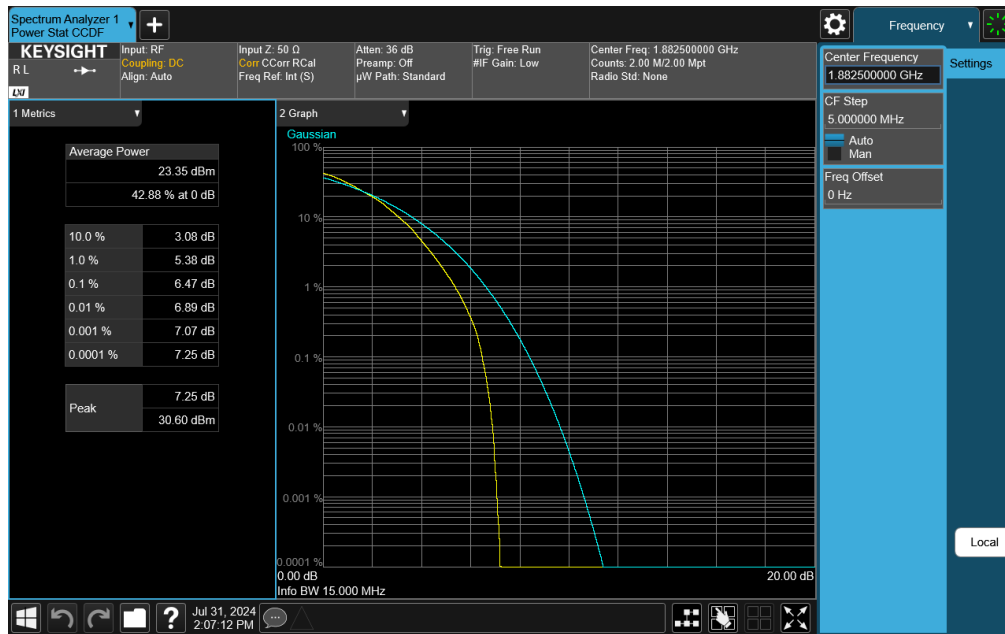
Unless otherwise specified, no part of this report may be reproduced or utilized in any part, form or by any means, electronic or mechanical, including photocopying and microfilm, without permission in writing from Element Materials Technology. If you have any questions about this or have an enquiry about obtaining additional rights to this report or assembly of contents thereof, please contact ct.info@element.com.



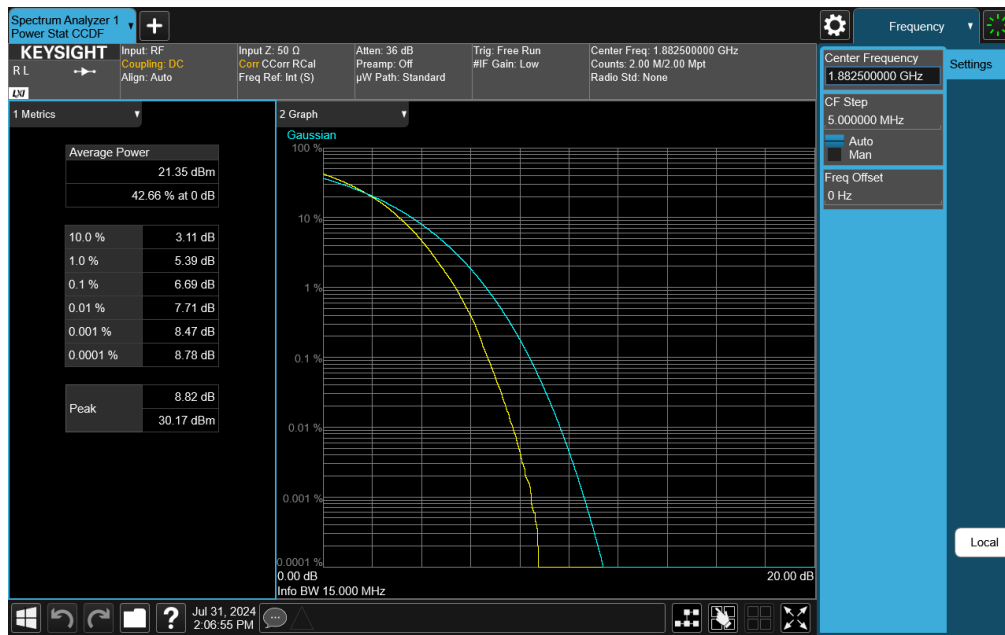
FCC ID: BCGA3269	 PART 24 MEASUREMENT REPORT	Approved by: Technical Manager
Test Report S/N: 1C2410210075-08.BCG	Test Dates: 7/1/2024 - 12/26/2024	EUT Type: Tablet Device
		Page 127 of 219

V2.2 09/07/2023


Unless otherwise specified, no part of this report may be reproduced or utilized in any part, form or by any means, electronic or mechanical, including photocopying and microfilm, without permission in writing from Element Materials Technology. If you have any questions about this or have an enquiry about obtaining additional rights to this report or assembly of contents thereof, please contact ct.info@element.com.



Plot 7-211. PAR Plot (LTE Band 25 - 15MHz 64-QAM - Full RB Configuration)

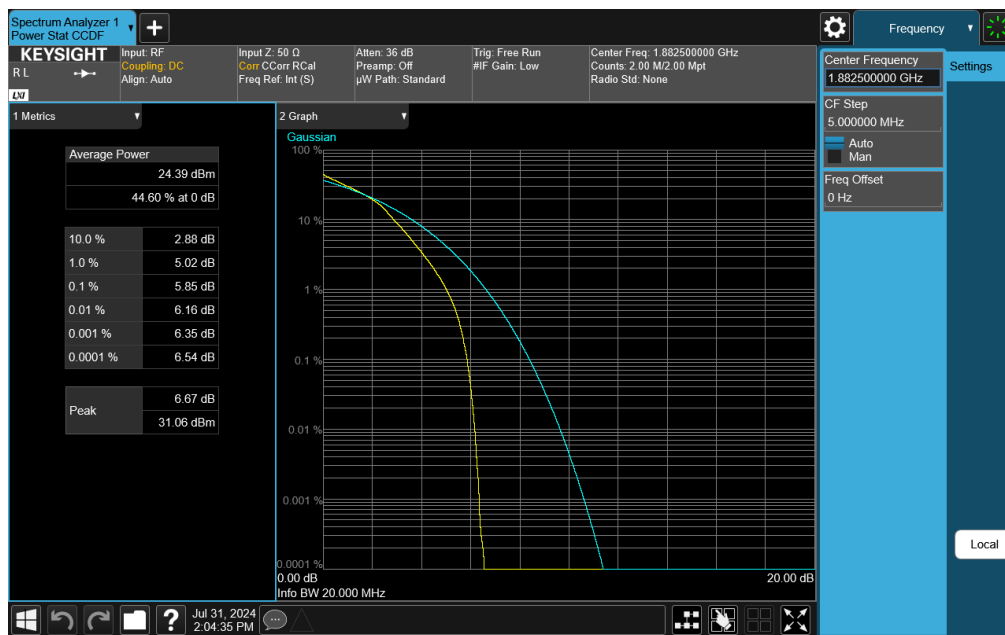
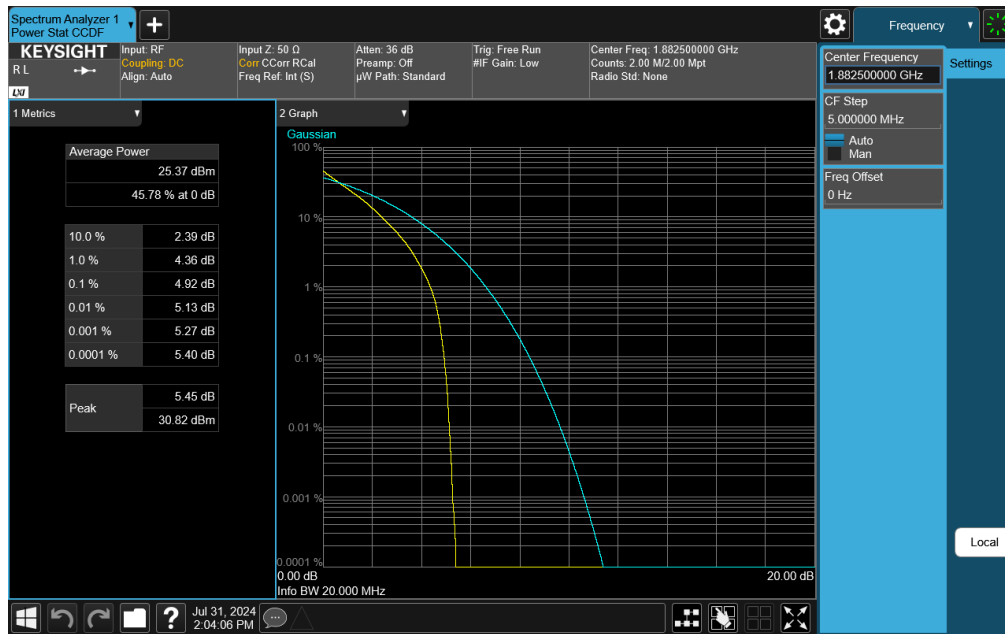



Plot 7-212. PAR Plot (LTE Band 25 - 15MHz 256-QAM - Full RB Configuration)

FCC ID: BCGA3269	 PART 24 MEASUREMENT REPORT	Approved by: Technical Manager
Test Report S/N: 1C2410210075-08.BCG	Test Dates: 7/1/2024 - 12/26/2024	EUT Type: Tablet Device
		Page 128 of 219

V2.2 09/07/2023

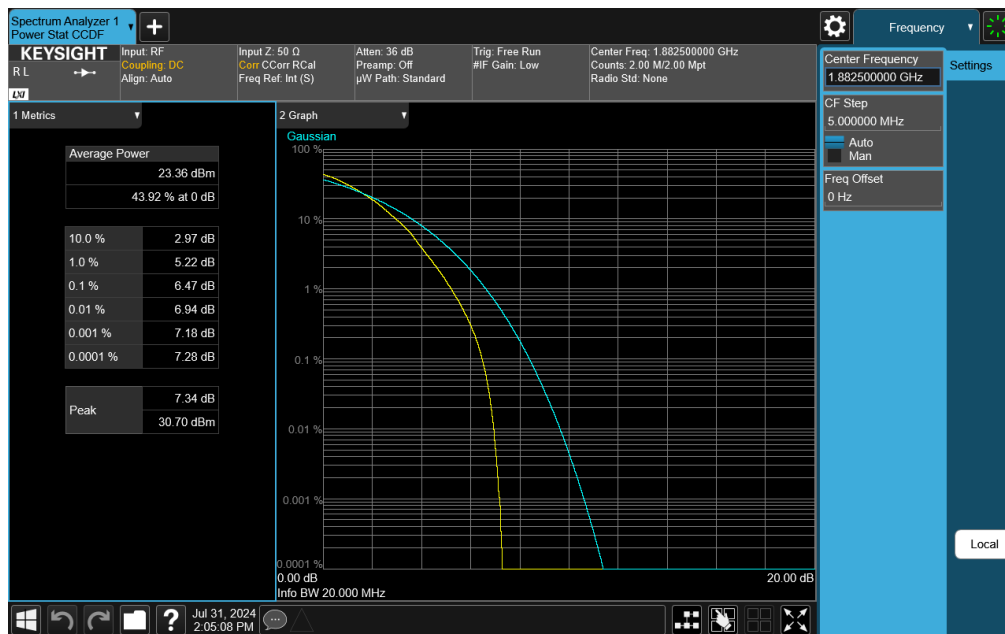
Unless otherwise specified, no part of this report may be reproduced or utilized in any part, form or by any means, electronic or mechanical, including photocopying and microfilm, without permission in writing from Element Materials Technology. If you have any questions about this or have an enquiry about obtaining additional rights to this report or assembly of contents thereof, please contact ct.info@element.com.



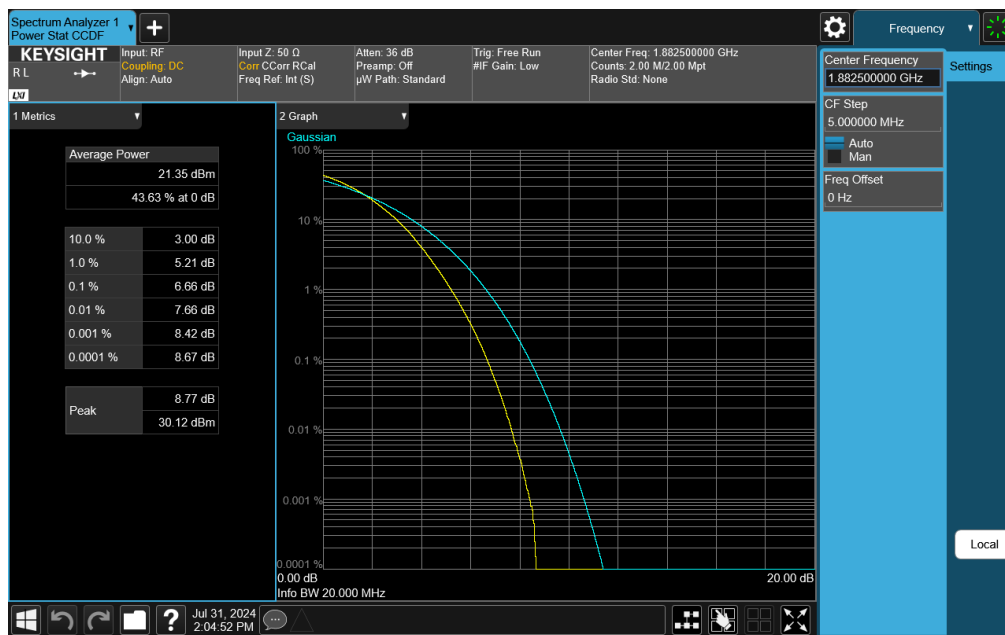
FCC ID: BCGA3269	 PART 24 MEASUREMENT REPORT	Approved by: Technical Manager
Test Report S/N: 1C2410210075-08.BCG	Test Dates: 7/1/2024 - 12/26/2024	EUT Type: Tablet Device
		Page 129 of 219

V2.2 09/07/2023


Unless otherwise specified, no part of this report may be reproduced or utilized in any part, form or by any means, electronic or mechanical, including photocopying and microfilm, without permission in writing from Element Materials Technology. If you have any questions about this or have an enquiry about obtaining additional rights to this report or assembly of contents thereof, please contact ct.info@element.com.



Plot 7-215. PAR Plot (LTE Band 25 - 20MHz 64-QAM - Full RB Configuration)



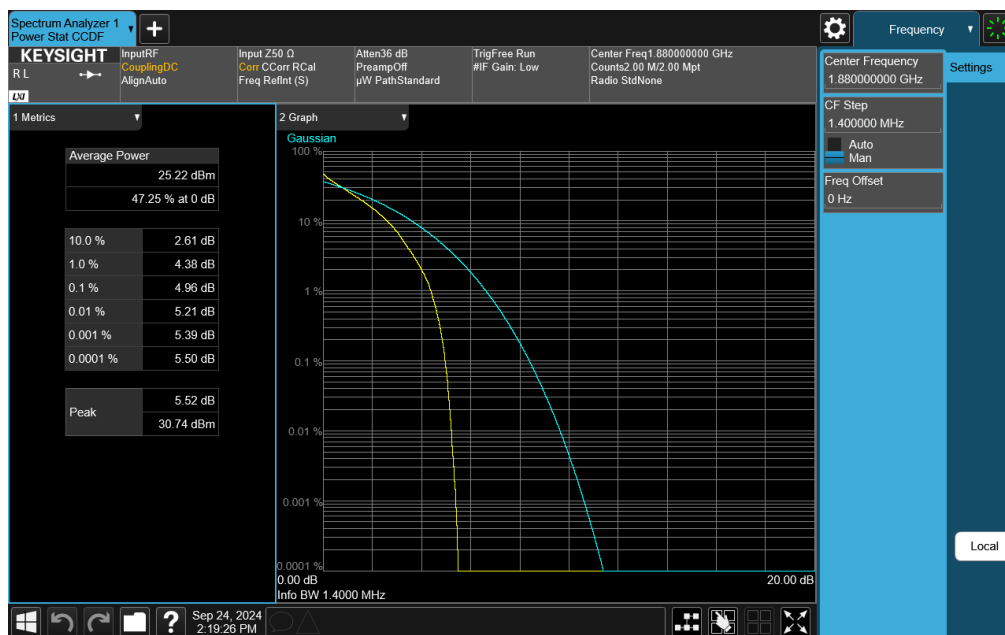
Plot 7-216. PAR Plot (LTE Band 25 - 20MHz 256-QAM - Full RB Configuration)

FCC ID: BCGA3269	 PART 24 MEASUREMENT REPORT	Approved by: Technical Manager
Test Report S/N: 1C2410210075-08.BCG	Test Dates: 7/1/2024 - 12/26/2024	EUT Type: Tablet Device
		Page 130 of 219

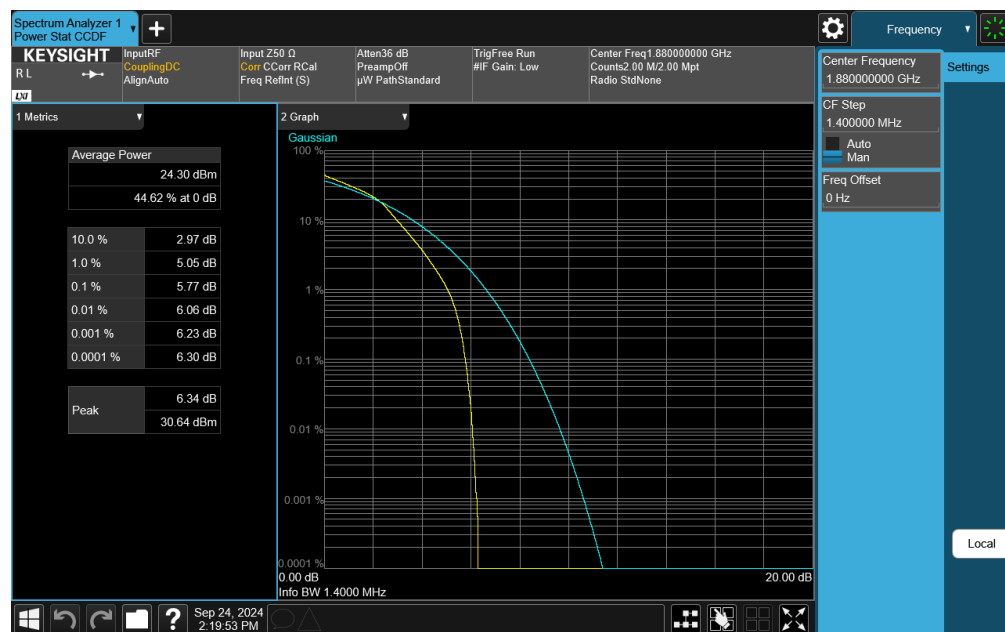
V2.2 09/07/2023

Unless otherwise specified, no part of this report may be reproduced or utilized in any part, form or by any means, electronic or mechanical, including photocopying and microfilm, without permission in writing from Element Materials Technology. If you have any questions about this or have an enquiry about obtaining additional rights to this report or assembly of contents thereof, please contact ct.info@element.com.


LTE Band 2



Plot 7-217. PAR Plot (LTE Band 2 - 1.4MHz QPSK - Full RB Configuration)

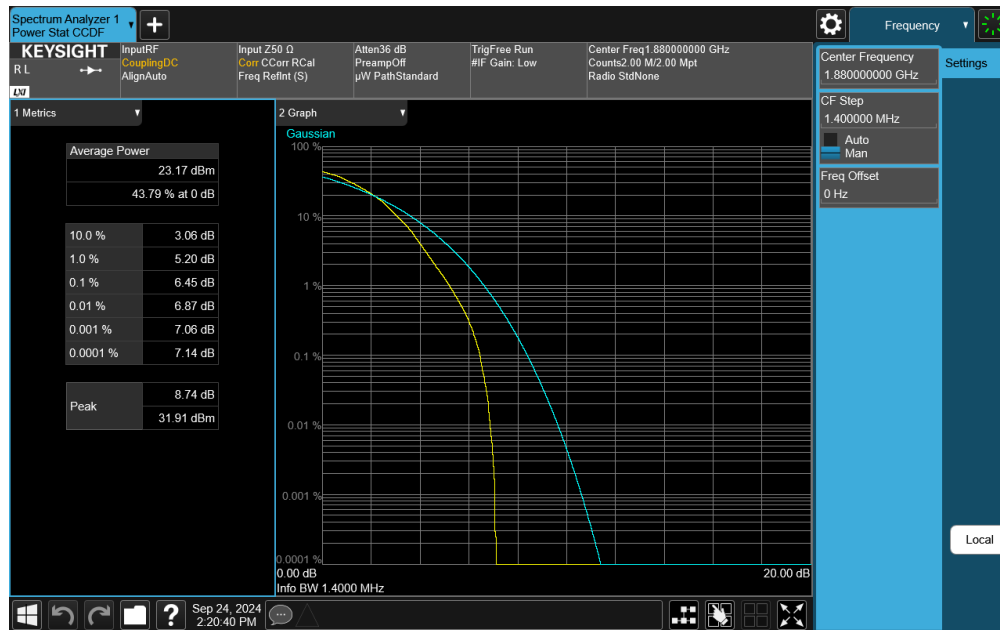


Plot 7-218. PAR Plot (LTE Band 2 - 1.4MHz 16-QAM - Full RB Configuration)

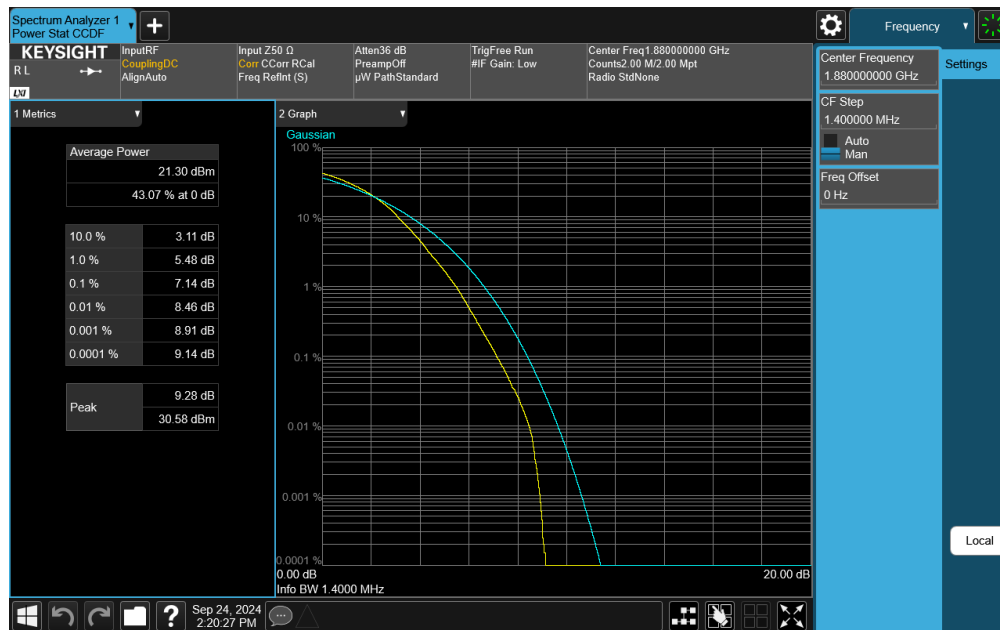
FCC ID: BCGA3269	 PART 24 MEASUREMENT REPORT	Approved by: Technical Manager
Test Report S/N: 1C2410210075-08.BCG	Test Dates: 7/1/2024 - 12/26/2024	EUT Type: Tablet Device
		Page 131 of 219

V2.2 09/07/2023


Unless otherwise specified, no part of this report may be reproduced or utilized in any part, form or by any means, electronic or mechanical, including photocopying and microfilm, without permission in writing from Element Materials Technology. If you have any questions about this or have an enquiry about obtaining additional rights to this report or assembly of contents thereof, please contact ct.info@element.com.



Plot 7-219. PAR Plot (LTE Band 2 - 1.4MHz 64-QAM - Full RB Configuration)

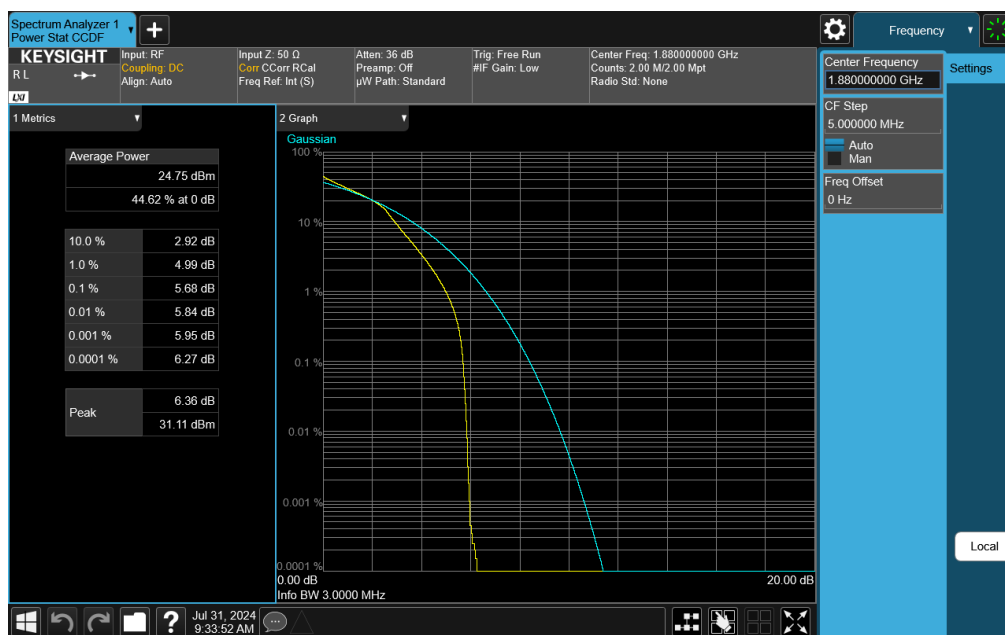
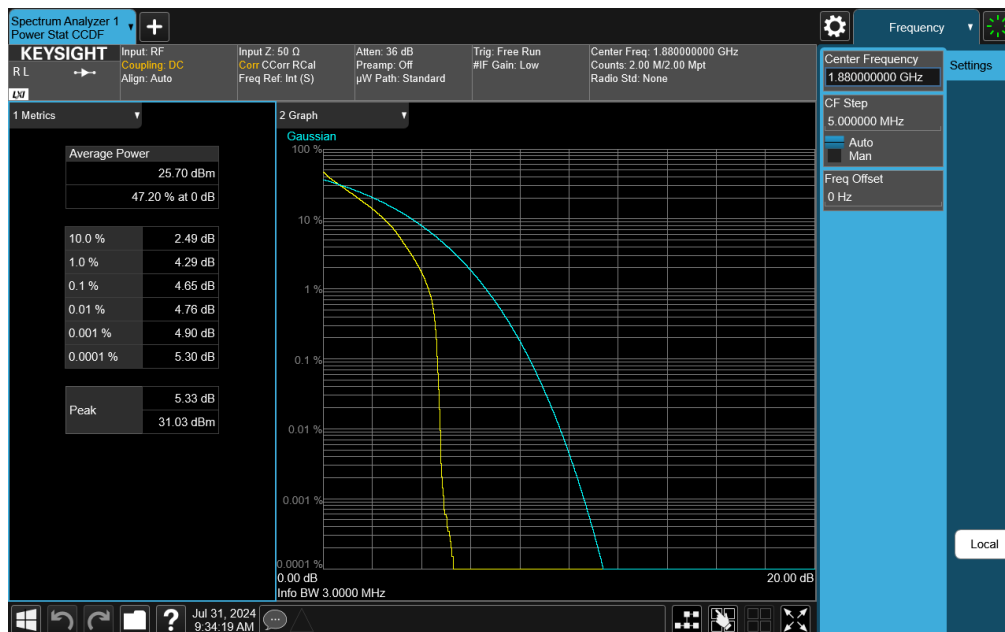



Plot 7-220. PAR Plot (LTE Band 2 - 1.4MHz 256-QAM - Full RB Configuration)

FCC ID: BCGA3269	 PART 24 MEASUREMENT REPORT	Approved by: Technical Manager
Test Report S/N: 1C2410210075-08.BCG	Test Dates: 7/1/2024 - 12/26/2024	EUT Type: Tablet Device
		Page 132 of 219

V2.2 09/07/2023

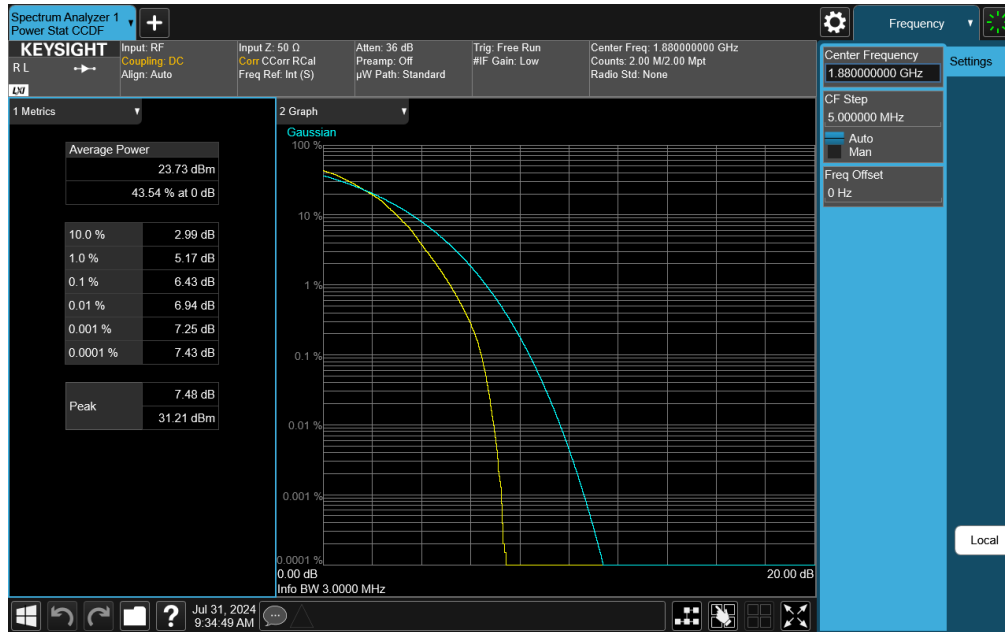
Unless otherwise specified, no part of this report may be reproduced or utilized in any part, form or by any means, electronic or mechanical, including photocopying and microfilm, without permission in writing from Element Materials Technology. If you have any questions about this or have an enquiry about obtaining additional rights to this report or assembly of contents thereof, please contact ct.info@element.com.



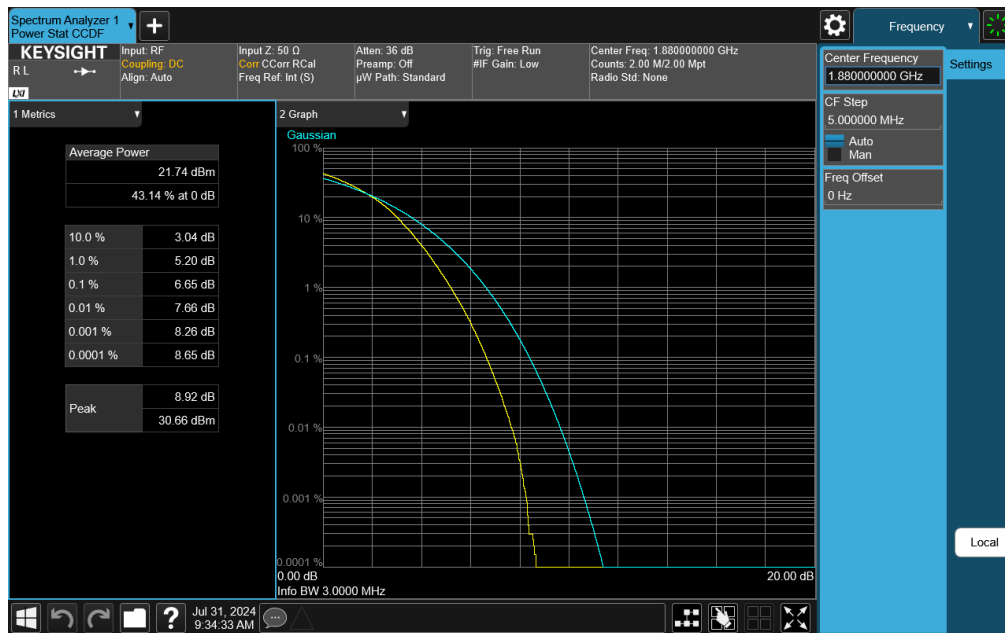
FCC ID: BCGA3269	 PART 24 MEASUREMENT REPORT	Approved by: Technical Manager
Test Report S/N: 1C2410210075-08.BCG	Test Dates: 7/1/2024 - 12/26/2024	EUT Type: Tablet Device
		Page 133 of 219

V2.2 09/07/2023


Unless otherwise specified, no part of this report may be reproduced or utilized in any part, form or by any means, electronic or mechanical, including photocopying and microfilm, without permission in writing from Element Materials Technology. If you have any questions about this or have an enquiry about obtaining additional rights to this report or assembly of contents thereof, please contact ct.info@element.com.



Plot 7-223. PAR Plot (LTE Band 2 - 3MHz 64-QAM - Full RB Configuration)

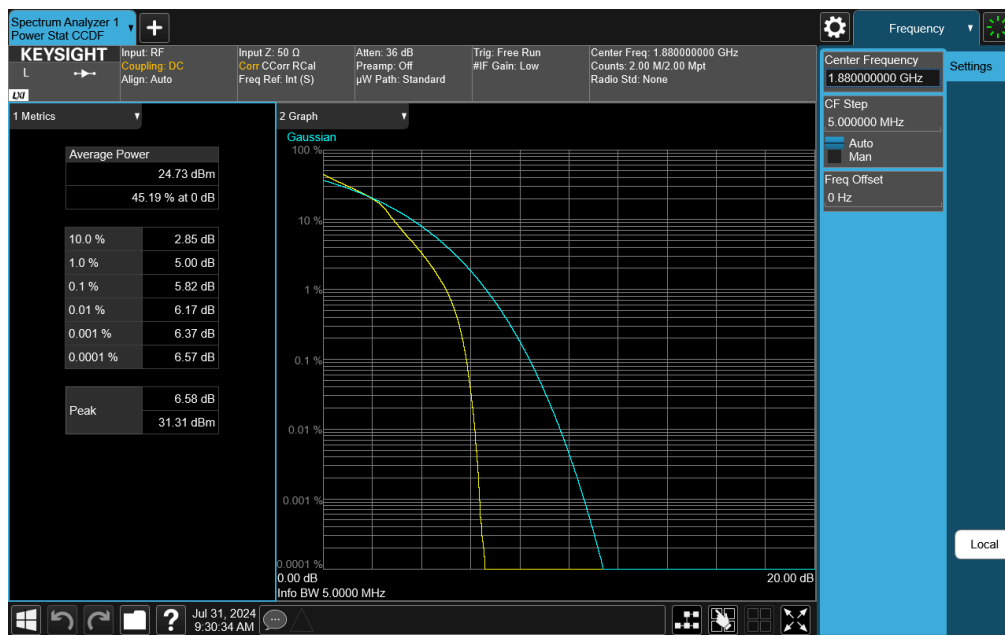
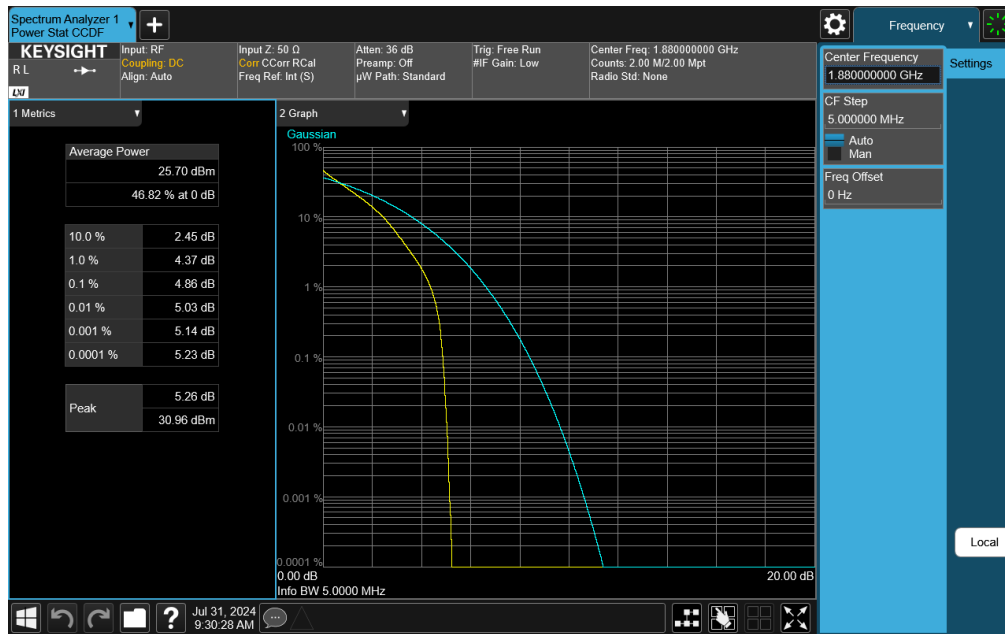



Plot 7-224. PAR Plot (LTE Band 2 - 3MHz 256-QAM - Full RB Configuration)

FCC ID: BCGA3269	 PART 24 MEASUREMENT REPORT	Approved by: Technical Manager
Test Report S/N: 1C2410210075-08.BCG	Test Dates: 7/1/2024 - 12/26/2024	EUT Type: Tablet Device
		Page 134 of 219

V2.2 09/07/2023

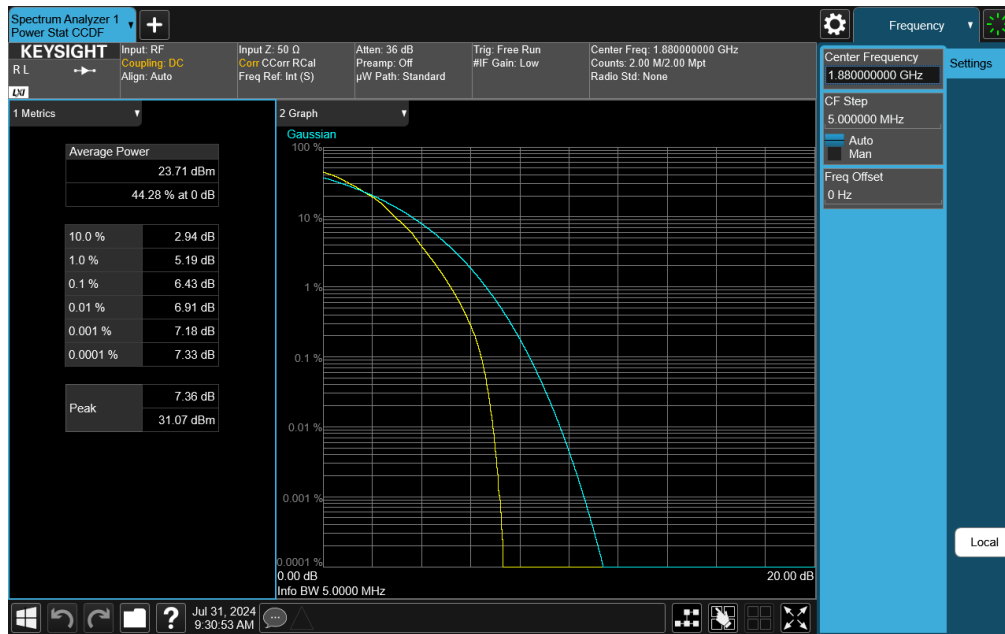
Unless otherwise specified, no part of this report may be reproduced or utilized in any part, form or by any means, electronic or mechanical, including photocopying and microfilm, without permission in writing from Element Materials Technology. If you have any questions about this or have an enquiry about obtaining additional rights to this report or assembly of contents thereof, please contact ct.info@element.com.



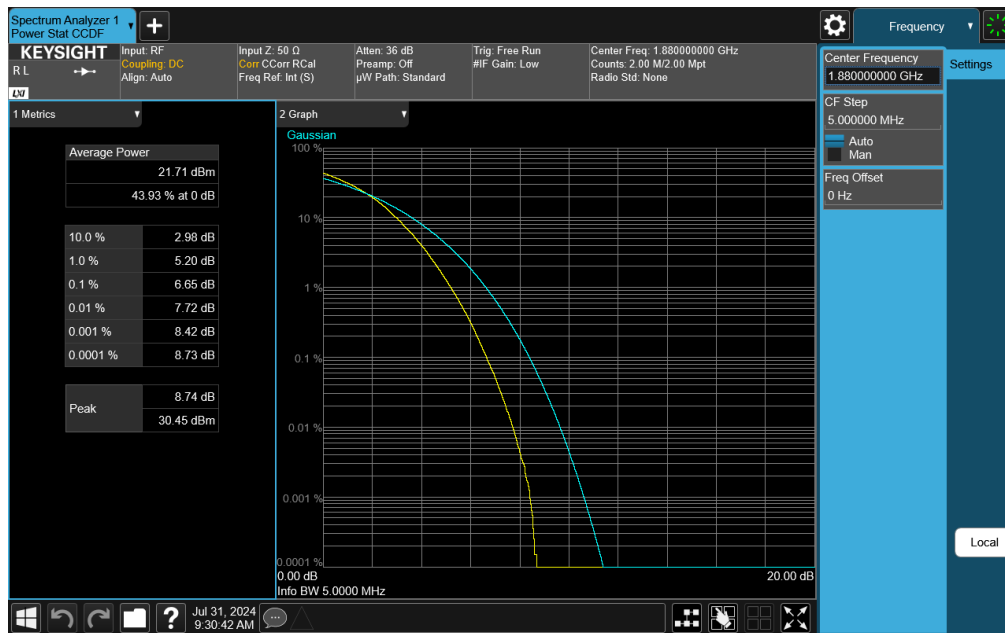
FCC ID: BCGA3269	 PART 24 MEASUREMENT REPORT	Approved by: Technical Manager
Test Report S/N: 1C2410210075-08.BCG	Test Dates: 7/1/2024 - 12/26/2024	EUT Type: Tablet Device
		Page 135 of 219

V2.2 09/07/2023


Unless otherwise specified, no part of this report may be reproduced or utilized in any part, form or by any means, electronic or mechanical, including photocopying and microfilm, without permission in writing from Element Materials Technology. If you have any questions about this or have an enquiry about obtaining additional rights to this report or assembly of contents thereof, please contact ct.info@element.com.



Plot 7-227. PAR Plot (LTE Band 2 - 5MHz 64-QAM - Full RB Configuration)

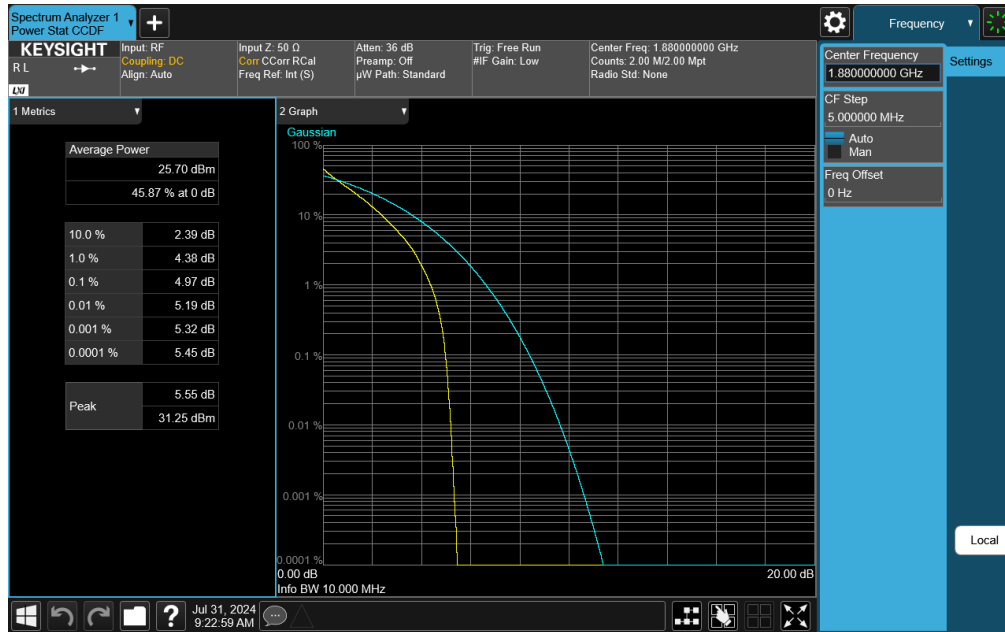


Plot 7-228. PAR Plot (LTE Band 2 - 5MHz 256-QAM - Full RB Configuration)

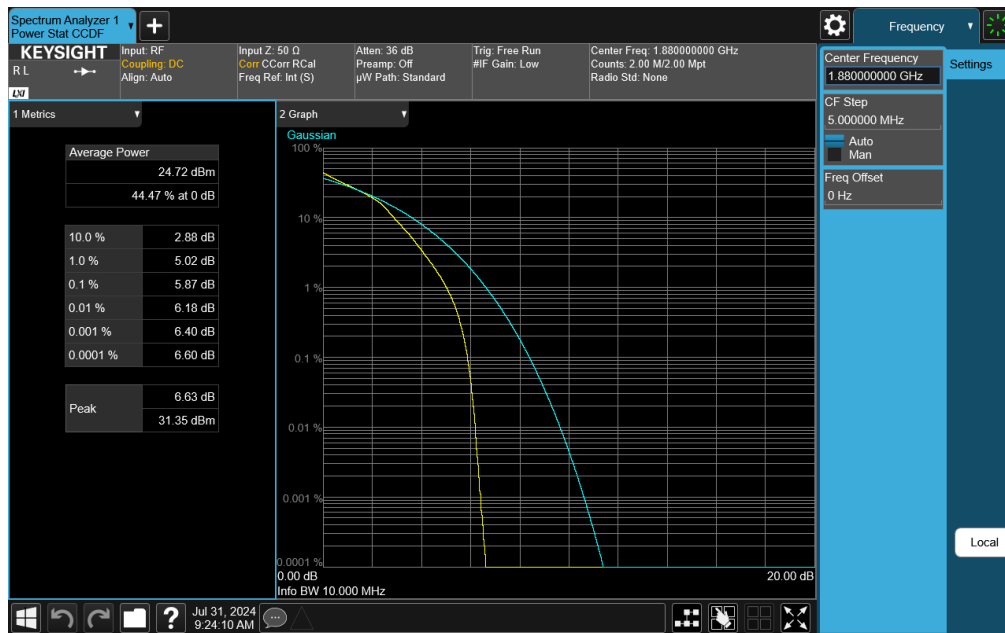
FCC ID: BCGA3269	 PART 24 MEASUREMENT REPORT	Approved by: Technical Manager
Test Report S/N: 1C2410210075-08.BCG	Test Dates: 7/1/2024 - 12/26/2024	EUT Type: Tablet Device
		Page 136 of 219

V2.2 09/07/2023


Unless otherwise specified, no part of this report may be reproduced or utilized in any part, form or by any means, electronic or mechanical, including photocopying and microfilm, without permission in writing from Element Materials Technology. If you have any questions about this or have an enquiry about obtaining additional rights to this report or assembly of contents thereof, please contact ct.info@element.com.



Plot 7-229. PAR Plot (LTE Band 2 - 10MHz QPSK - Full RB Configuration)

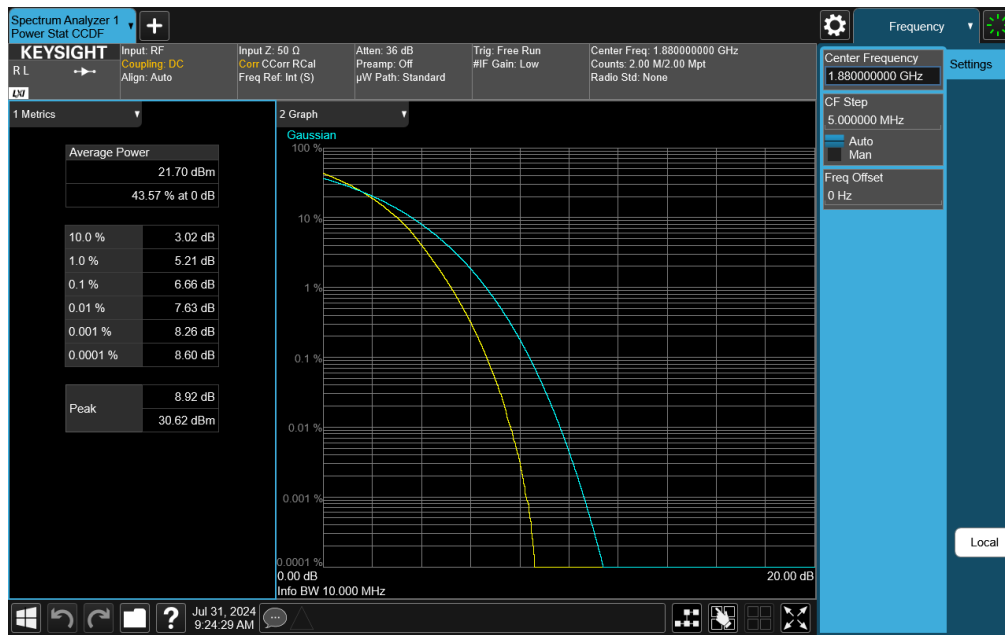
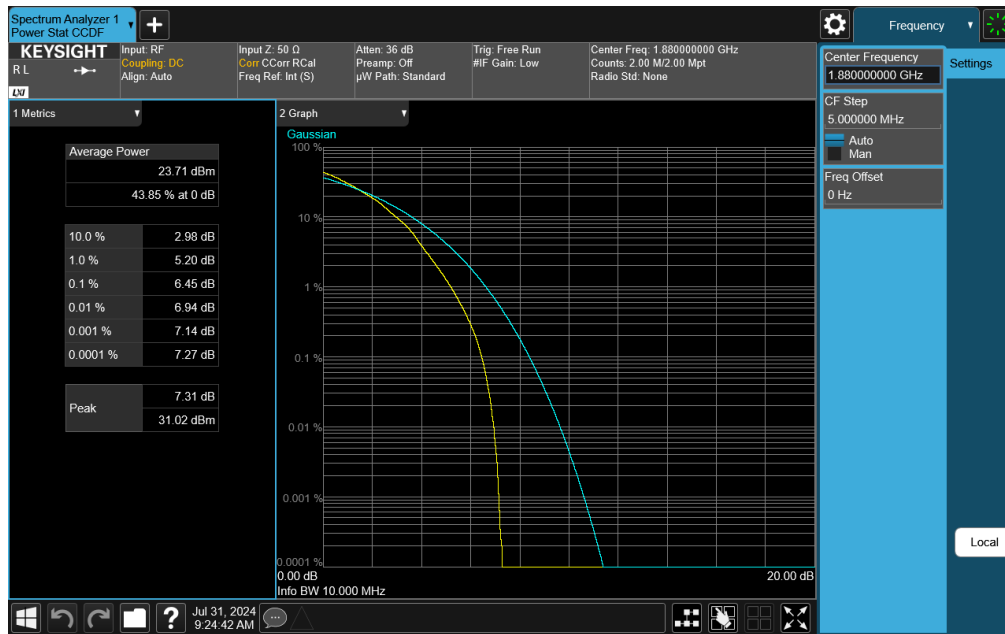



Plot 7-230. PAR Plot (LTE Band 2 - 10MHz 16-QAM - Full RB Configuration)

FCC ID: BCGA3269	 PART 24 MEASUREMENT REPORT	Approved by: Technical Manager
Test Report S/N: 1C2410210075-08.BCG	Test Dates: 7/1/2024 - 12/26/2024	EUT Type: Tablet Device
		Page 137 of 219

V2.2 09/07/2023

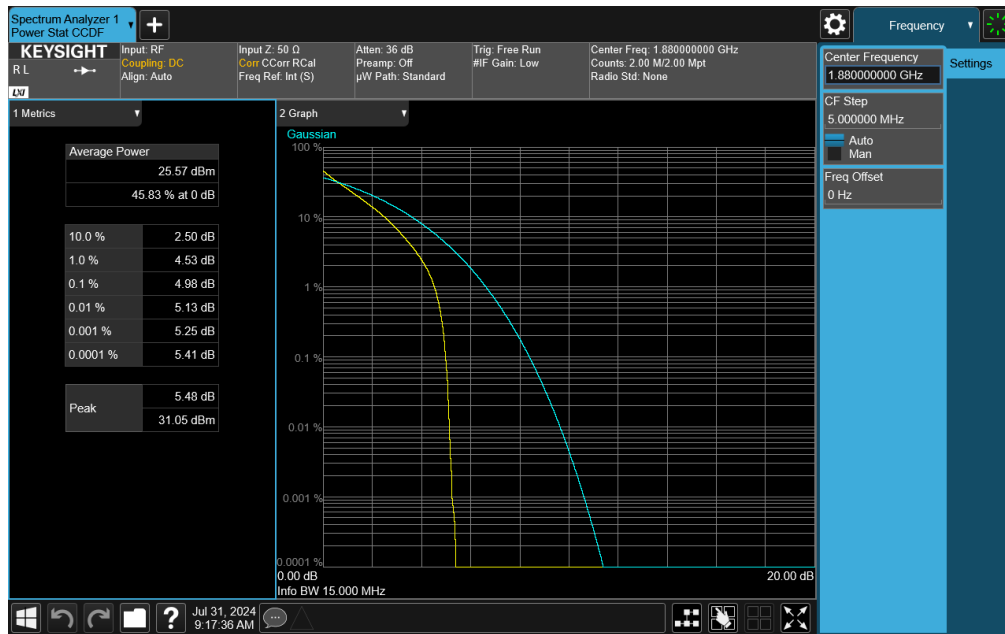
Unless otherwise specified, no part of this report may be reproduced or utilized in any part, form or by any means, electronic or mechanical, including photocopying and microfilm, without permission in writing from Element Materials Technology. If you have any questions about this or have an enquiry about obtaining additional rights to this report or assembly of contents thereof, please contact ct.info@element.com.



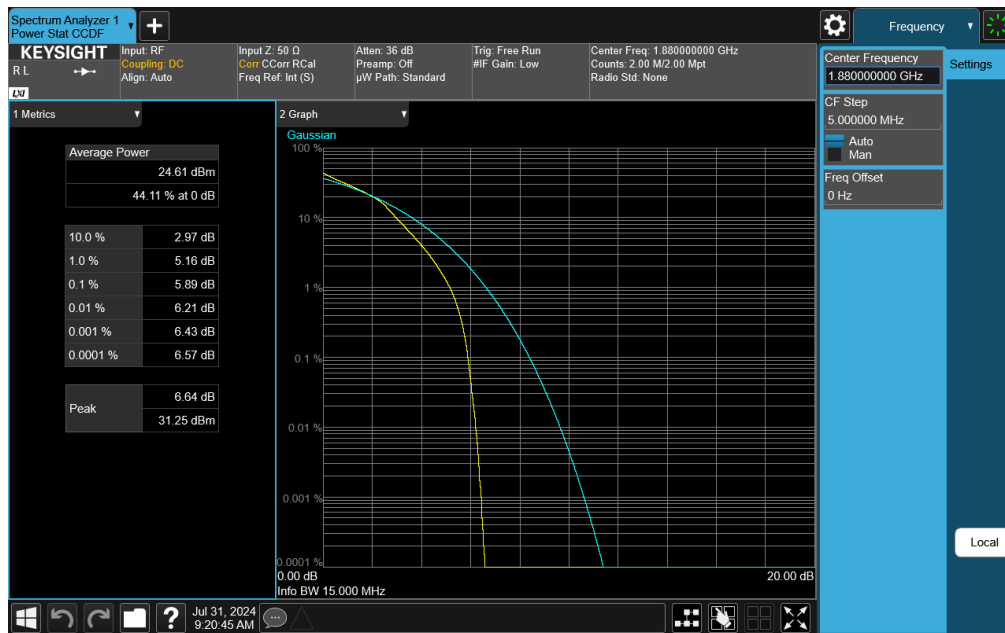
FCC ID: BCGA3269	 PART 24 MEASUREMENT REPORT	Approved by: Technical Manager
Test Report S/N: 1C2410210075-08.BCG	Test Dates: 7/1/2024 - 12/26/2024	EUT Type: Tablet Device
		Page 138 of 219

V2.2 09/07/2023


Unless otherwise specified, no part of this report may be reproduced or utilized in any part, form or by any means, electronic or mechanical, including photocopying and microfilm, without permission in writing from Element Materials Technology. If you have any questions about this or have an enquiry about obtaining additional rights to this report or assembly of contents thereof, please contact ct.info@element.com.



Plot 7-233. PAR Plot (LTE Band 2 - 15MHz QPSK - Full RB Configuration)

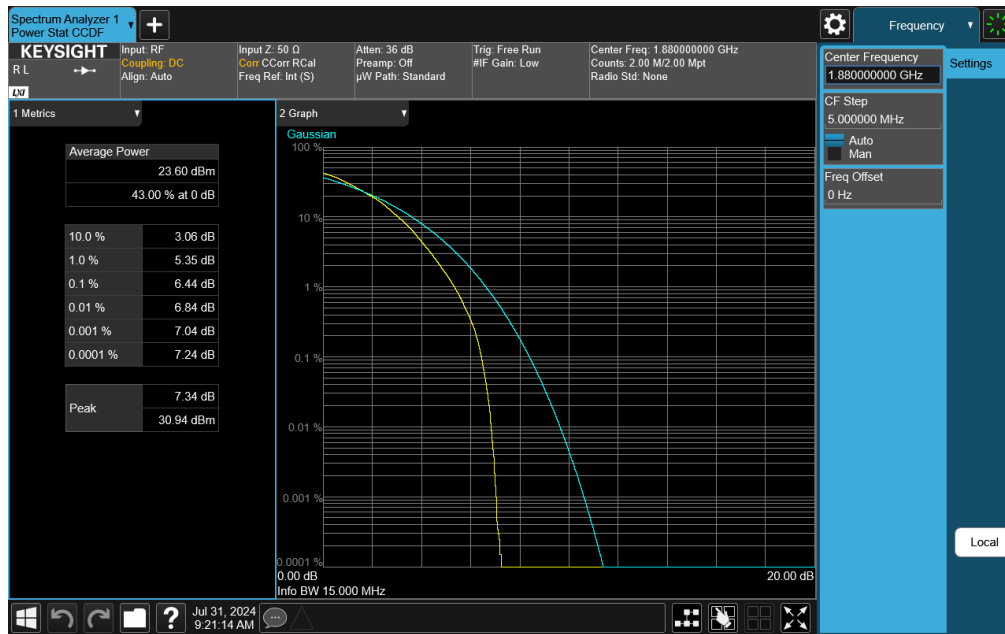


Plot 7-234. PAR Plot (LTE Band 2 - 15MHz 16-QAM - Full RB Configuration)

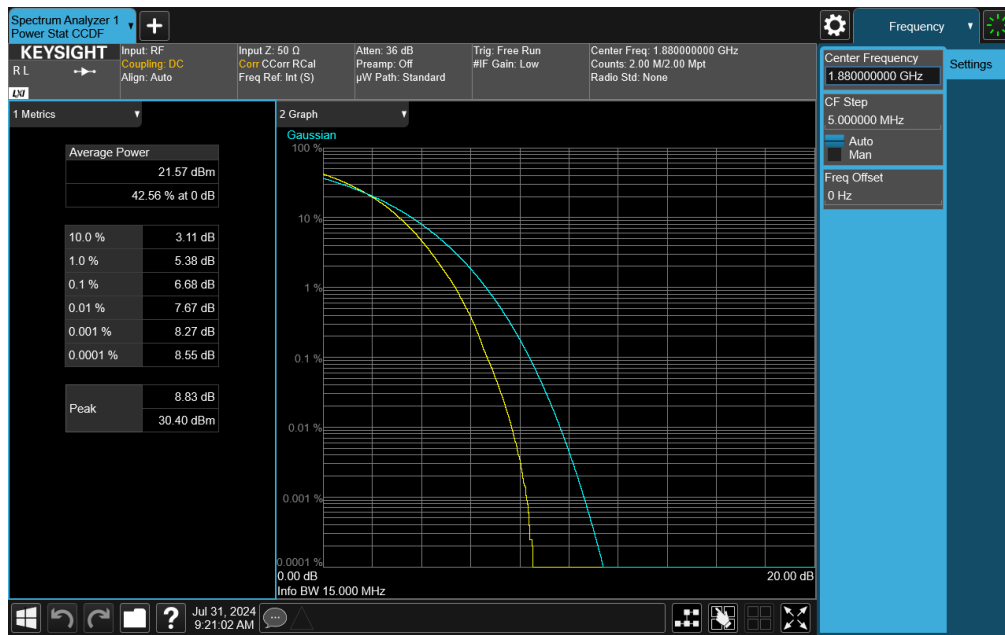
FCC ID: BCGA3269	 PART 24 MEASUREMENT REPORT	Approved by: Technical Manager
Test Report S/N: 1C2410210075-08.BCG	Test Dates: 7/1/2024 - 12/26/2024	EUT Type: Tablet Device
		Page 139 of 219

V2.2 09/07/2023


Unless otherwise specified, no part of this report may be reproduced or utilized in any part, form or by any means, electronic or mechanical, including photocopying and microfilm, without permission in writing from Element Materials Technology. If you have any questions about this or have an enquiry about obtaining additional rights to this report or assembly of contents thereof, please contact ct.info@element.com.



Plot 7-235. PAR Plot (LTE Band 2 - 15MHz 64-QAM - Full RB Configuration)

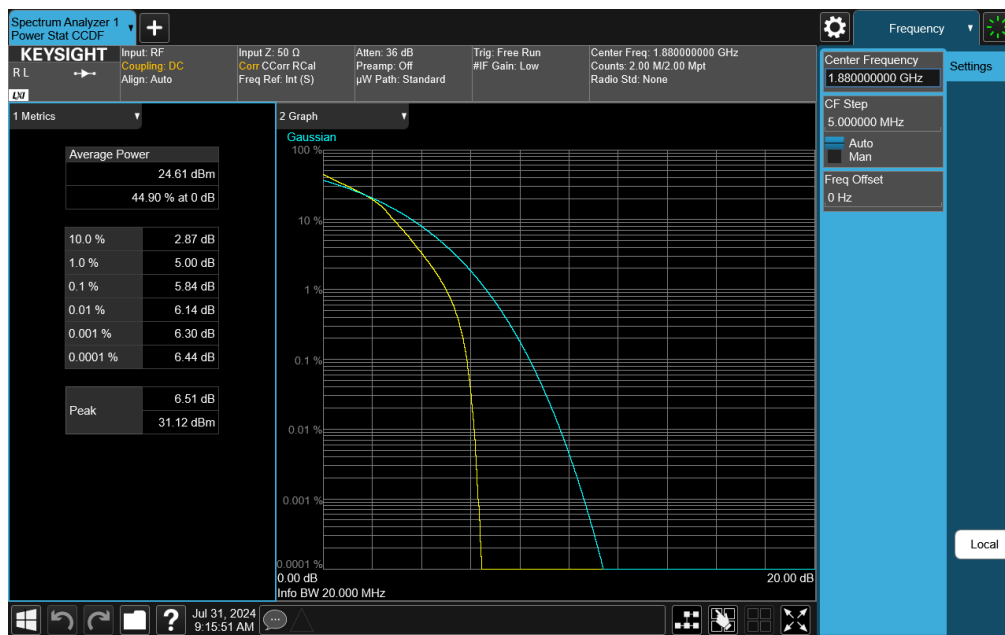
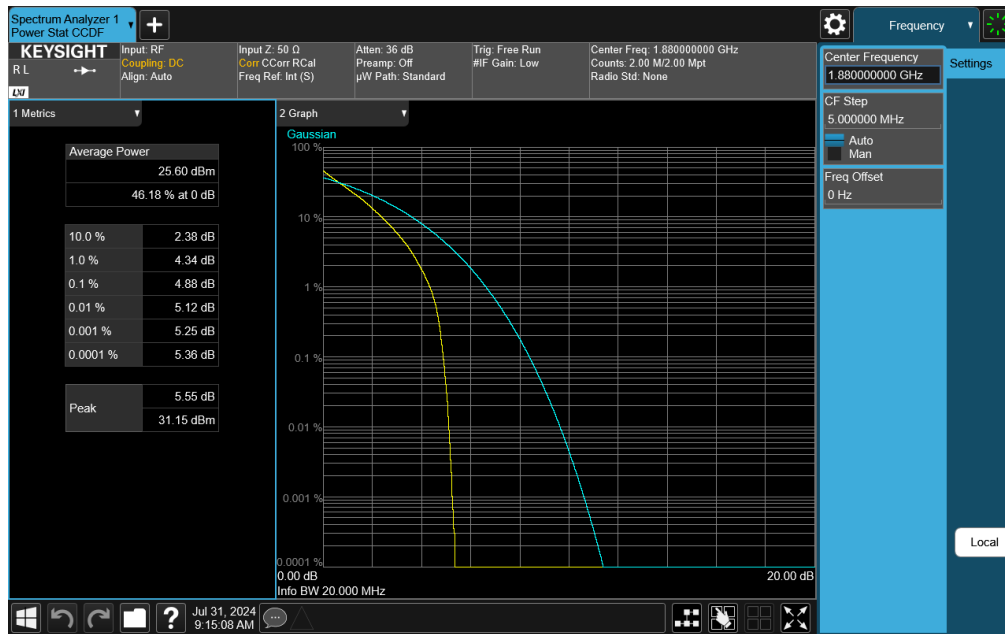



Plot 7-236. PAR Plot (LTE Band 2 - 15MHz 256-QAM - Full RB Configuration)

FCC ID: BCGA3269		PART 24 MEASUREMENT REPORT	Approved by: Technical Manager
Test Report S/N: 1C2410210075-08.BCG	Test Dates: 7/1/2024 - 12/26/2024	EUT Type: Tablet Device	Page 140 of 219

V2.2 09/07/2023

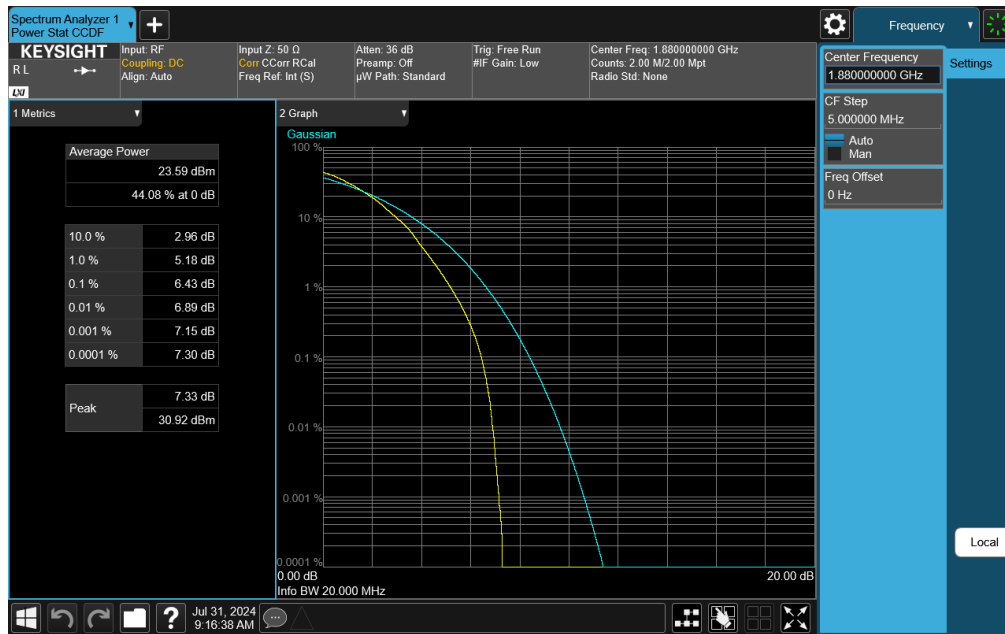
Unless otherwise specified, no part of this report may be reproduced or utilized in any part, form or by any means, electronic or mechanical, including photocopying and microfilm, without permission in writing from Element Materials Technology. If you have any questions about this or have an enquiry about obtaining additional rights to this report or assembly of contents thereof, please contact ct.info@element.com.



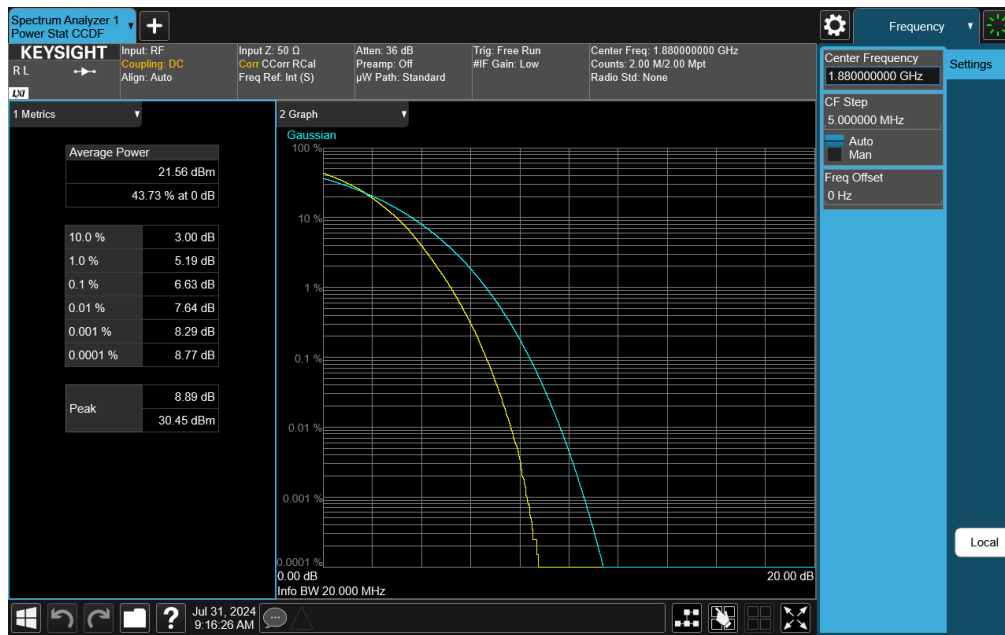
FCC ID: BCGA3269	 PART 24 MEASUREMENT REPORT	Approved by: Technical Manager
Test Report S/N: 1C2410210075-08.BCG	Test Dates: 7/1/2024 - 12/26/2024	EUT Type: Tablet Device
		Page 141 of 219

V2.2 09/07/2023


Unless otherwise specified, no part of this report may be reproduced or utilized in any part, form or by any means, electronic or mechanical, including photocopying and microfilm, without permission in writing from Element Materials Technology. If you have any questions about this or have an enquiry about obtaining additional rights to this report or assembly of contents thereof, please contact ct.info@element.com.



Plot 7-239. PAR Plot (LTE Band 2 - 20MHz 64-QAM - Full RB Configuration)



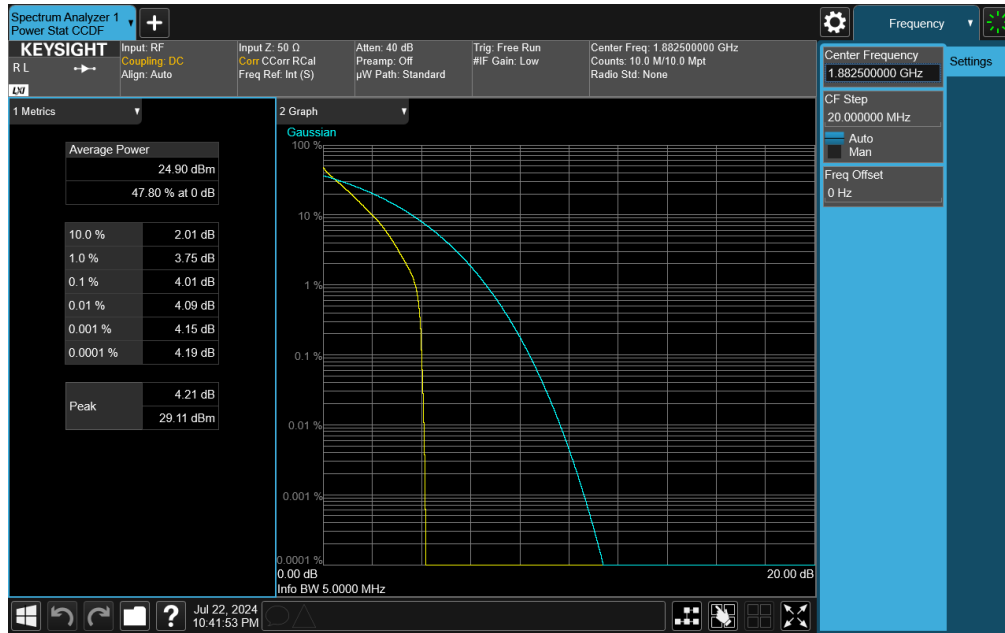
Plot 7-240. PAR Plot (LTE Band 2 - 20MHz 256-QAM - Full RB Configuration)

FCC ID: BCGA3269	 PART 24 MEASUREMENT REPORT	Approved by: Technical Manager
Test Report S/N: 1C2410210075-08.BCG	Test Dates: 7/1/2024 - 12/26/2024	EUT Type: Tablet Device
		Page 142 of 219

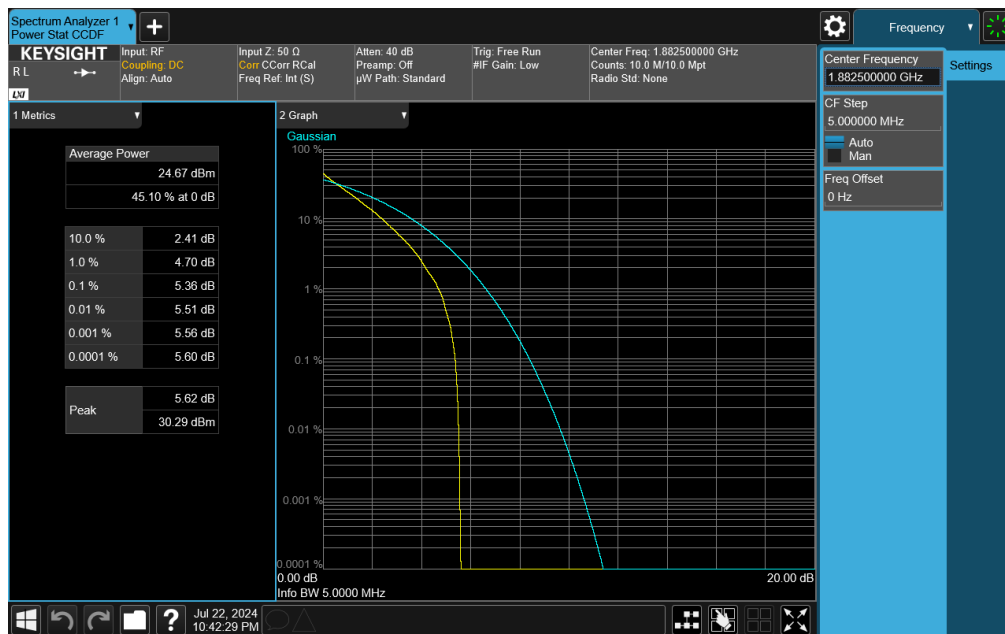
V2.2 09/07/2023

Unless otherwise specified, no part of this report may be reproduced or utilized in any part, form or by any means, electronic or mechanical, including photocopying and microfilm, without permission in writing from Element Materials Technology. If you have any questions about this or have an enquiry about obtaining additional rights to this report or assembly of contents thereof, please contact ct.info@element.com.


NR Band n25



Plot 7-241. PAR Plot (NR Band n25 - 5MHz DFT-s-OFDM $\pi/2$ BPSK - Full RB)

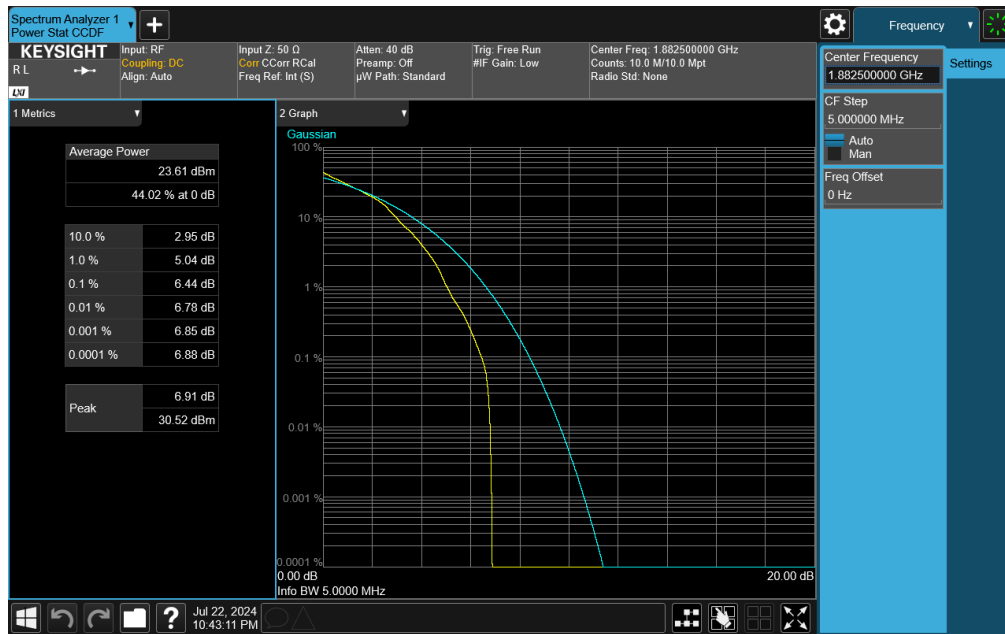


Plot 7-242. PAR Plot (NR Band n25 - 5MHz DFT-s-OFDM QPSK - Full RB)

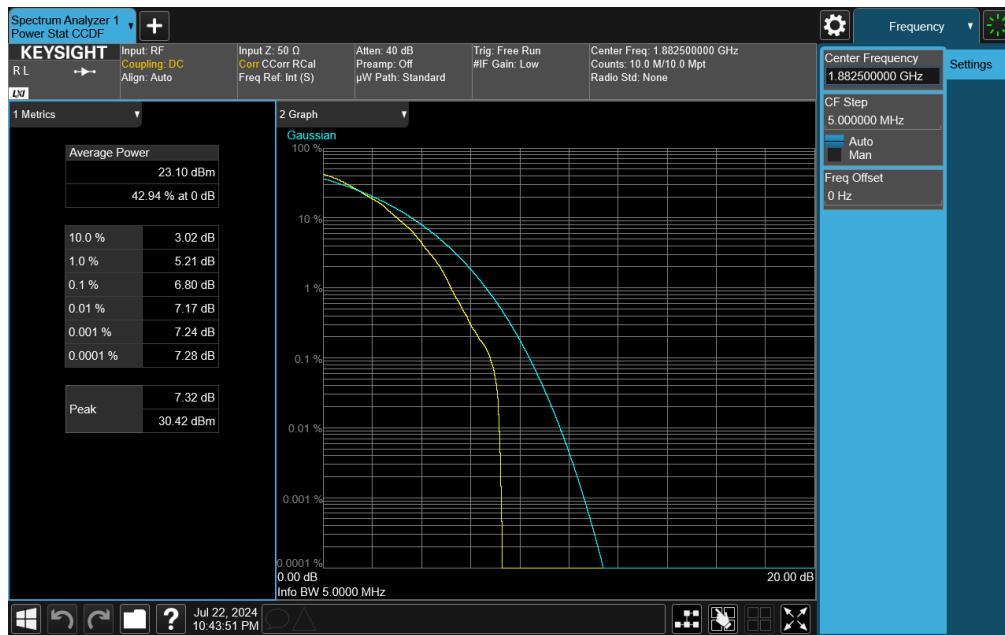
FCC ID: BCGA3269		PART 24 MEASUREMENT REPORT	Approved by: Technical Manager
Test Report S/N: 1C2410210075-08.BCG	Test Dates: 7/1/2024 - 12/26/2024	EUT Type: Tablet Device	Page 143 of 219

V2.2 09/07/2023


Unless otherwise specified, no part of this report may be reproduced or utilized in any part, form or by any means, electronic or mechanical, including photocopying and microfilm, without permission in writing from Element Materials Technology. If you have any questions about this or have an enquiry about obtaining additional rights to this report or assembly of contents thereof, please contact ct.info@element.com.



Plot 7-243. PAR Plot (NR Band n25 - 5MHz DFT-s-OFDM 16-QAM - Full RB)

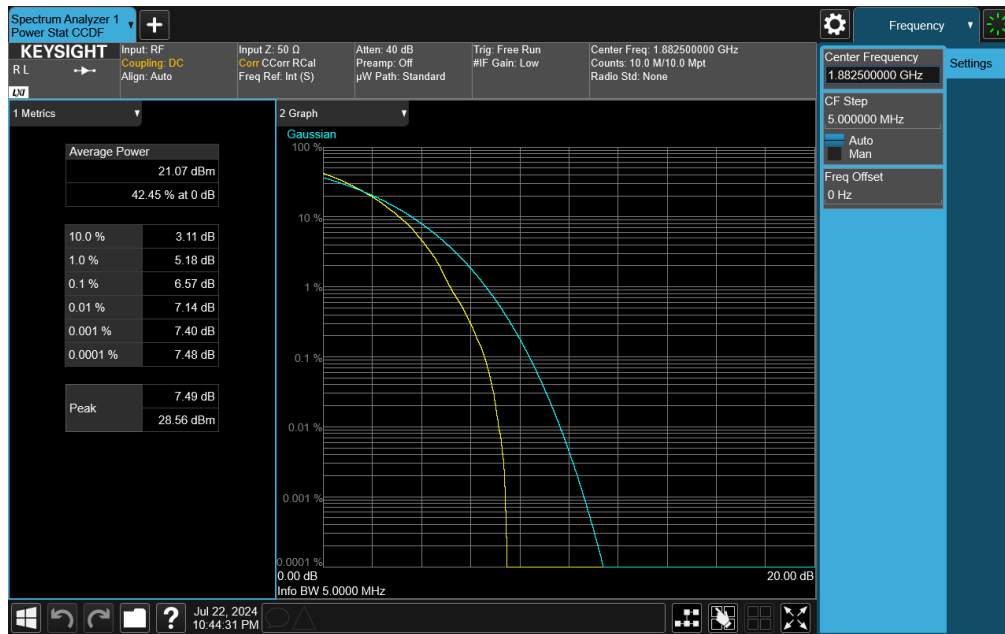


Plot 7-244. PAR Plot (NR Band n25 - 5MHz DFT-s-OFDM 64-QAM - Full RB)

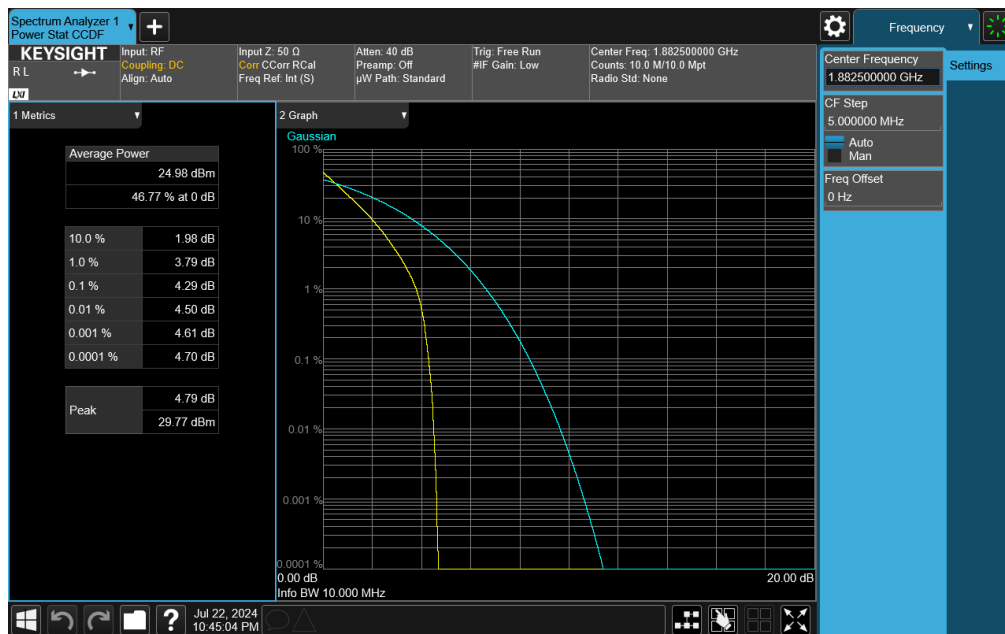
FCC ID: BCGA3269	 PART 24 MEASUREMENT REPORT	Approved by: Technical Manager
Test Report S/N: 1C2410210075-08.BCG	Test Dates: 7/1/2024 - 12/26/2024	EUT Type: Tablet Device
		Page 144 of 219

V2.2 09/07/2023


Unless otherwise specified, no part of this report may be reproduced or utilized in any part, form or by any means, electronic or mechanical, including photocopying and microfilm, without permission in writing from Element Materials Technology. If you have any questions about this or have an enquiry about obtaining additional rights to this report or assembly of contents thereof, please contact ct.info@element.com.



Plot 7-245. PAR Plot (NR Band n25 - 5MHz DFT-s-OFDM 256-QAM - Full RB)

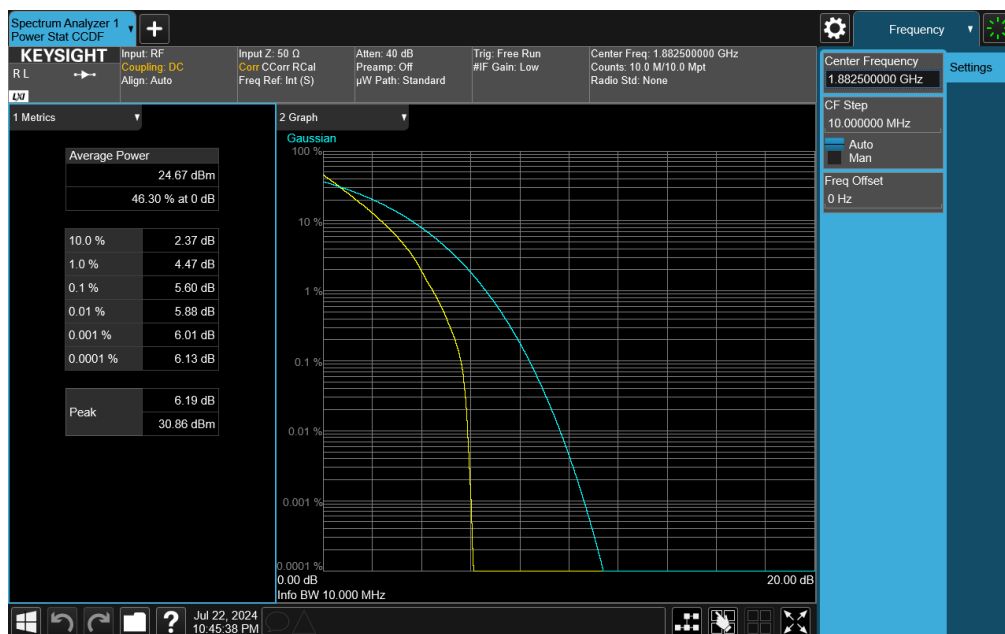


Plot 7-246. PAR Plot (NR Band n25 - 10MHz DFT-s-OFDM $\pi/2$ BPSK - Full RB)

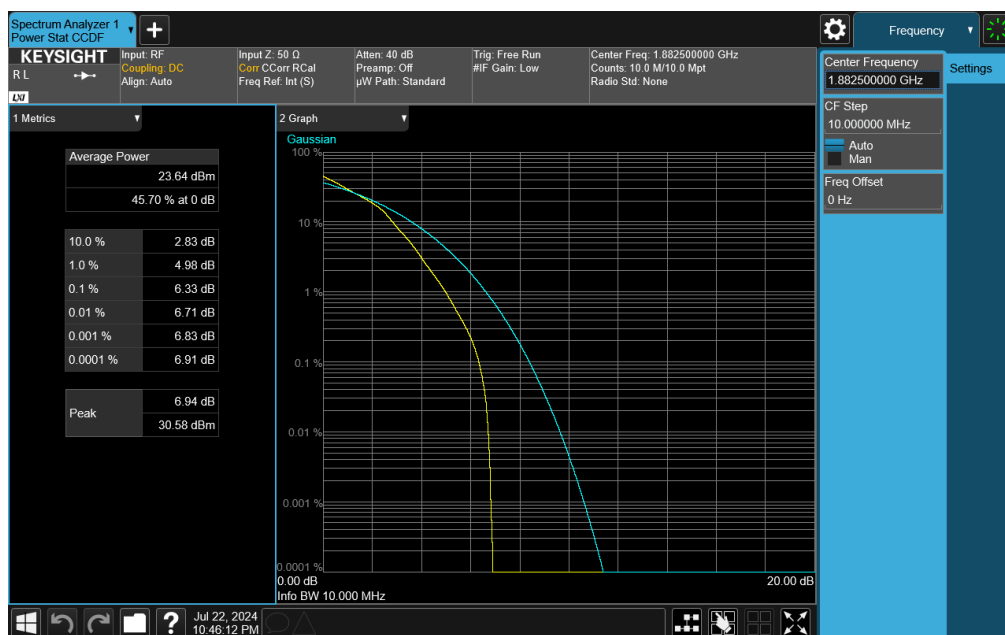
FCC ID: BCGA3269	 PART 24 MEASUREMENT REPORT	Approved by: Technical Manager
Test Report S/N: 1C2410210075-08.BCG	Test Dates: 7/1/2024 - 12/26/2024	EUT Type: Tablet Device
		Page 145 of 219

V2.2 09/07/2023


Unless otherwise specified, no part of this report may be reproduced or utilized in any part, form or by any means, electronic or mechanical, including photocopying and microfilm, without permission in writing from Element Materials Technology. If you have any questions about this or have an enquiry about obtaining additional rights to this report or assembly of contents thereof, please contact ct.info@element.com.



Plot 7-247. PAR Plot (NR Band n25 - 10MHz DFT-s-OFDM QPSK - Full RB)



Plot 7-248. PAR Plot (NR Band n25 - 10MHz DFT-s-OFDM 16-QAM - Full RB)

FCC ID: BCGA3269	 PART 24 MEASUREMENT REPORT	Approved by: Technical Manager
Test Report S/N: 1C2410210075-08.BCG	Test Dates: 7/1/2024 - 12/26/2024	EUT Type: Tablet Device
		Page 146 of 219

V2.2 09/07/2023

Unless otherwise specified, no part of this report may be reproduced or utilized in any part, form or by any means, electronic or mechanical, including photocopying and microfilm, without permission in writing from Element Materials Technology. If you have any questions about this or have an enquiry about obtaining additional rights to this report or assembly of contents thereof, please contact ct.info@element.com.