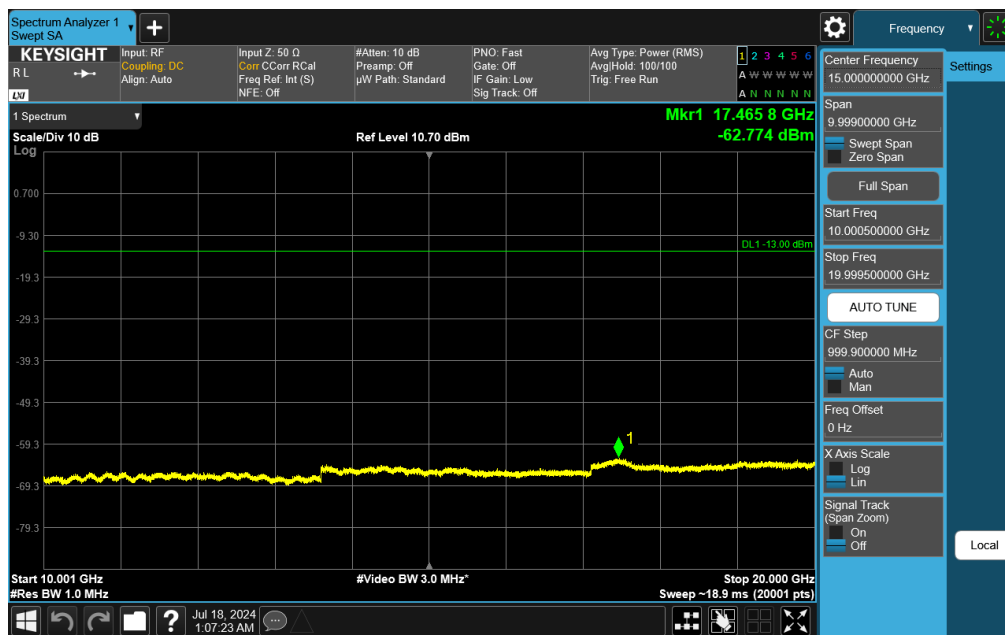



Plot 7-79. Conducted Spurious Plot (NR Band n25/n2 - 40.0MHz - RB Size 1, RB Offset 0 - Mid Channel)

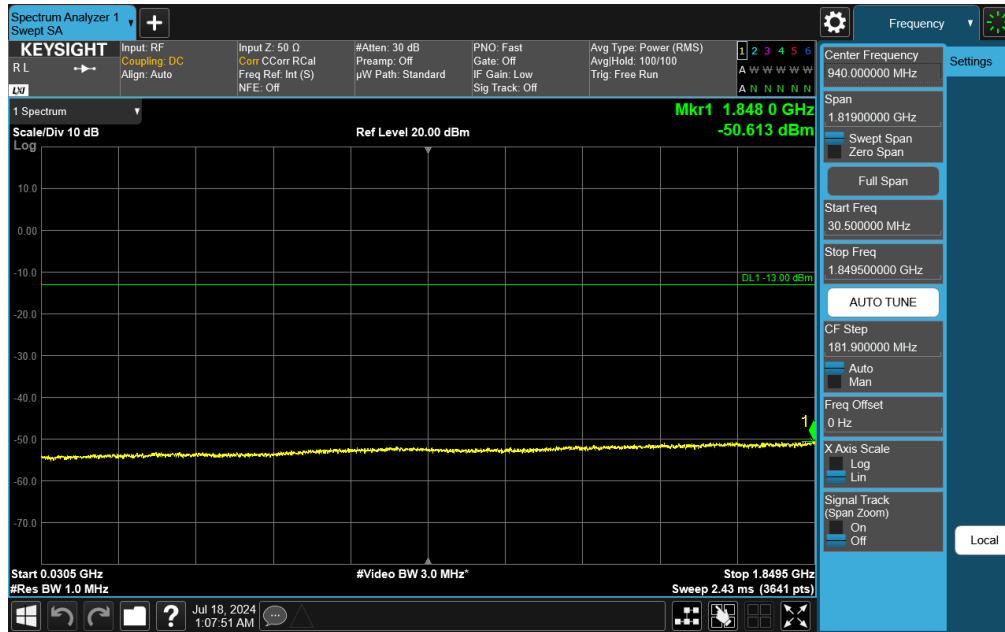


Plot 7-80. Conducted Spurious Plot (NR Band n25/n2 - 40.0MHz - RB Size 1, RB Offset 0 - Mid Channel)

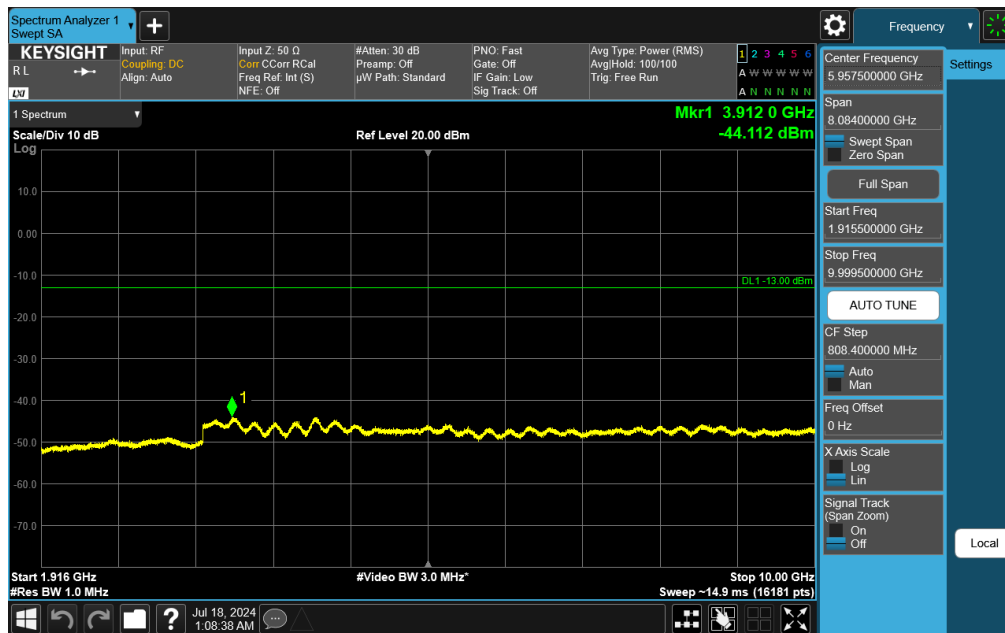
FCC ID: BCGA3269	 PART 24 MEASUREMENT REPORT	Approved by: Technical Manager
Test Report S/N: 1C2410210075-08.BCG	Test Dates: 7/1/2024 - 12/26/2024	EUT Type: Tablet Device
		Page 57 of 219

V2.2 09/07/2023


Unless otherwise specified, no part of this report may be reproduced or utilized in any part, form or by any means, electronic or mechanical, including photocopying and microfilm, without permission in writing from Element Materials Technology. If you have any questions about this or have an enquiry about obtaining additional rights to this report or assembly of contents thereof, please contact [ct.info@element.com](mailto:ct.info@element.com).



Plot 7-81. Conducted Spurious Plot (NR Band n25/n2 - 40.0MHz - RB Size 1, RB Offset 0 - High Channel)

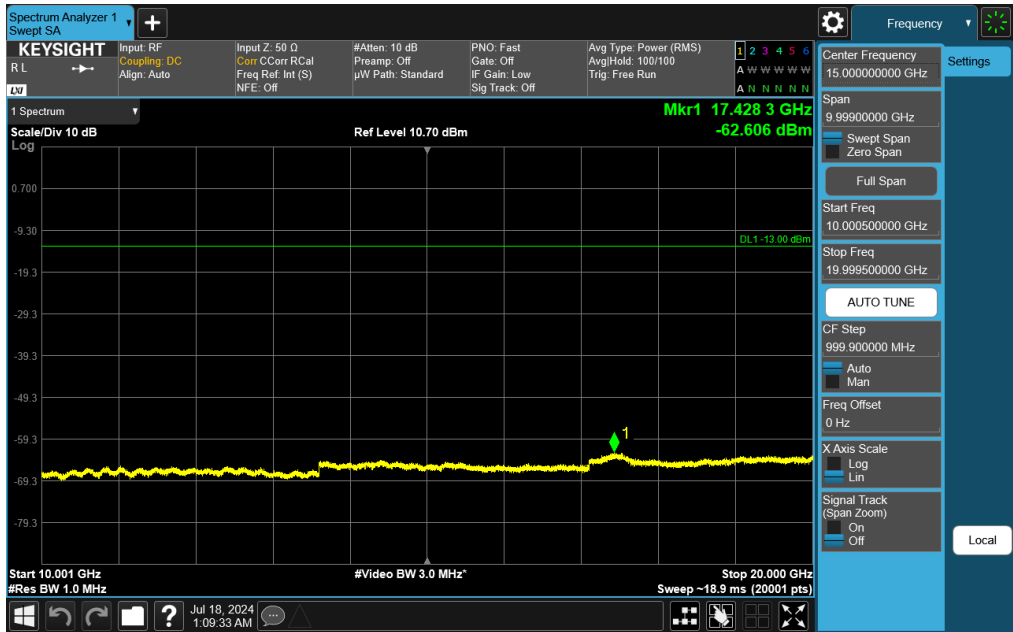


Plot 7-82. Conducted Spurious Plot (NR Band n25/n2 - 40.0MHz - RB Size 1, RB Offset 0 - High Channel)


FCC ID: BCGA3269	 PART 24 MEASUREMENT REPORT	Approved by: Technical Manager
Test Report S/N: 1C2410210075-08.BCG	Test Dates: 7/1/2024 - 12/26/2024	EUT Type: Tablet Device
		Page 58 of 219

V2.2 09/07/2023

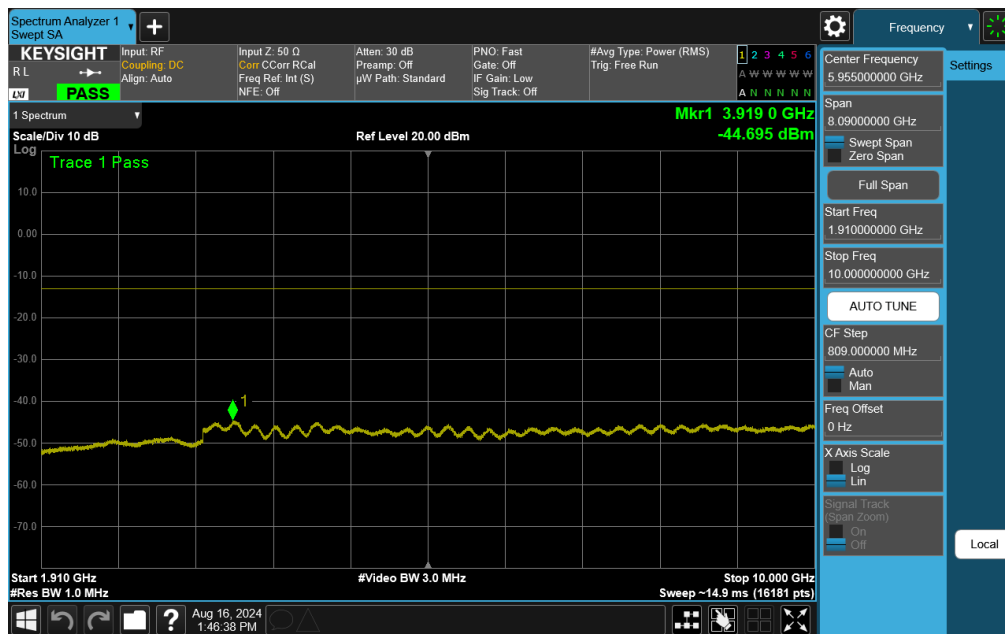
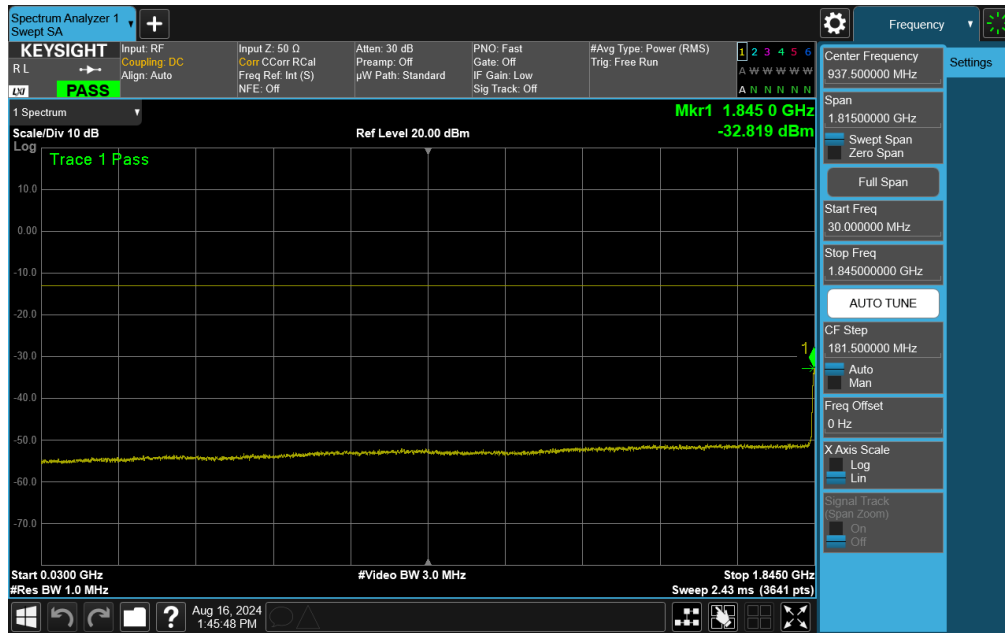
Unless otherwise specified, no part of this report may be reproduced or utilized in any part, form or by any means, electronic or mechanical, including photocopying and microfilm, without permission in writing from Element Materials Technology. If you have any questions about this or have an enquiry about obtaining additional rights to this report or assembly of contents thereof, please contact [ct.info@element.com](mailto:ct.info@element.com).




Plot 7-83. Conducted Spurious Plot (NR Band n25/n2 - 40.0MHz - RB Size 1, RB Offset 0 - High Channel)

FCC ID: BCGA3269	 PART 24 MEASUREMENT REPORT	Approved by: Technical Manager
Test Report S/N: 1C2410210075-08.BCG	Test Dates: 7/1/2024 - 12/26/2024	EUT Type: Tablet Device
		Page 59 of 219

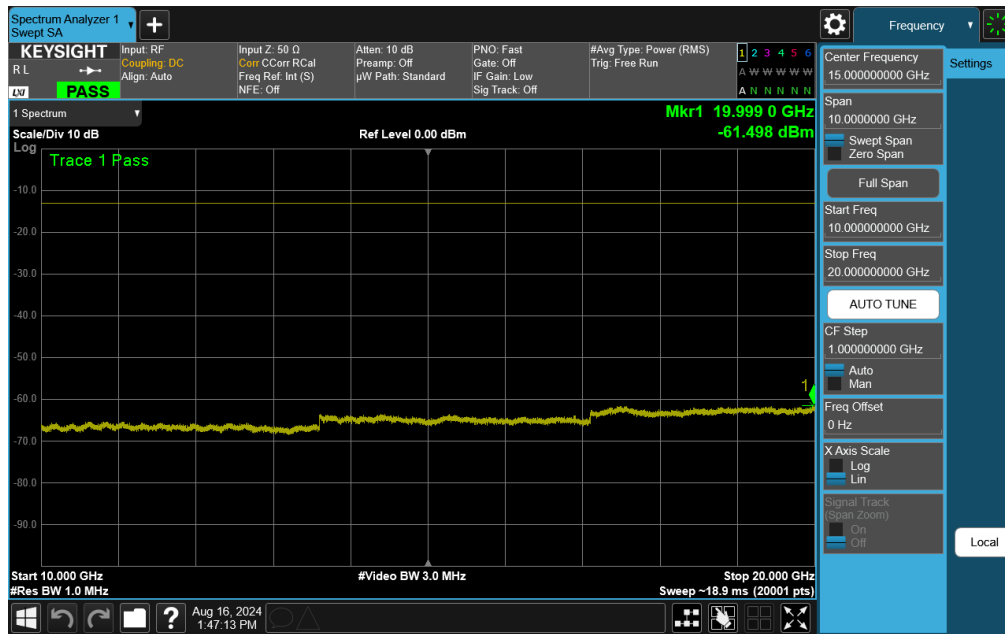
## WCDMA PCS



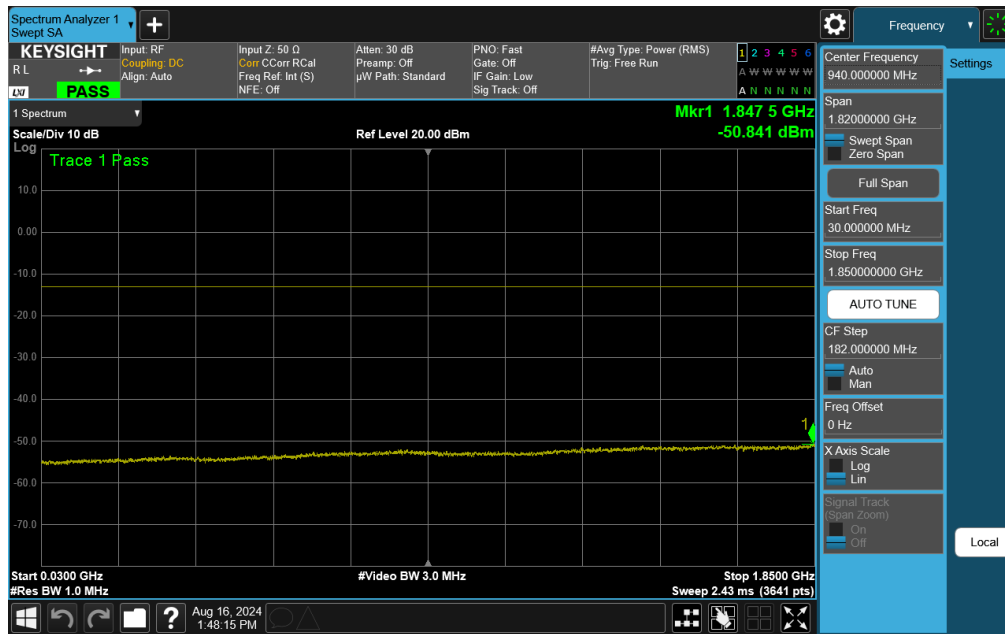
FCC ID: BCGA3269	 PART 24 MEASUREMENT REPORT	Approved by: Technical Manager
Test Report S/N: 1C2410210075-08.BCG	Test Dates: 7/1/2024 - 12/26/2024	EUT Type: Tablet Device
		Page 60 of 219

V2.2 09/07/2023

Unless otherwise specified, no part of this report may be reproduced or utilized in any part, form or by any means, electronic or mechanical, including photocopying and microfilm, without permission in writing from Element Materials Technology. If you have any questions about this or have an enquiry about obtaining additional rights to this report or assembly of contents thereof, please contact [ct.info@element.com](mailto:ct.info@element.com).



Plot 7-86. Conducted Spurious Plot (WCDMA Ch. 9262)

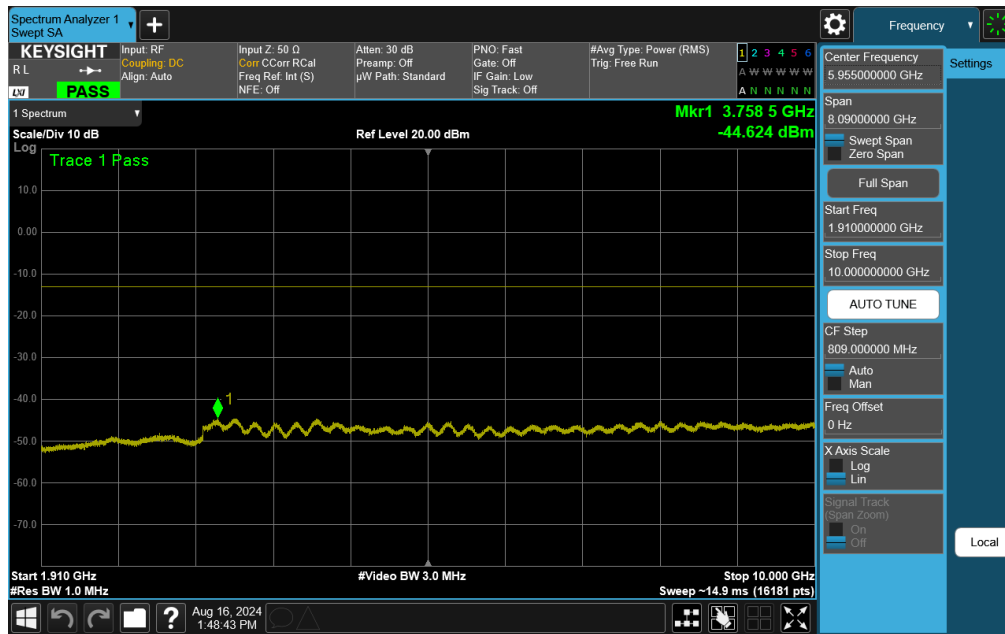


Plot 7-87. Conducted Spurious Plot (WCDMA Ch. 9400)

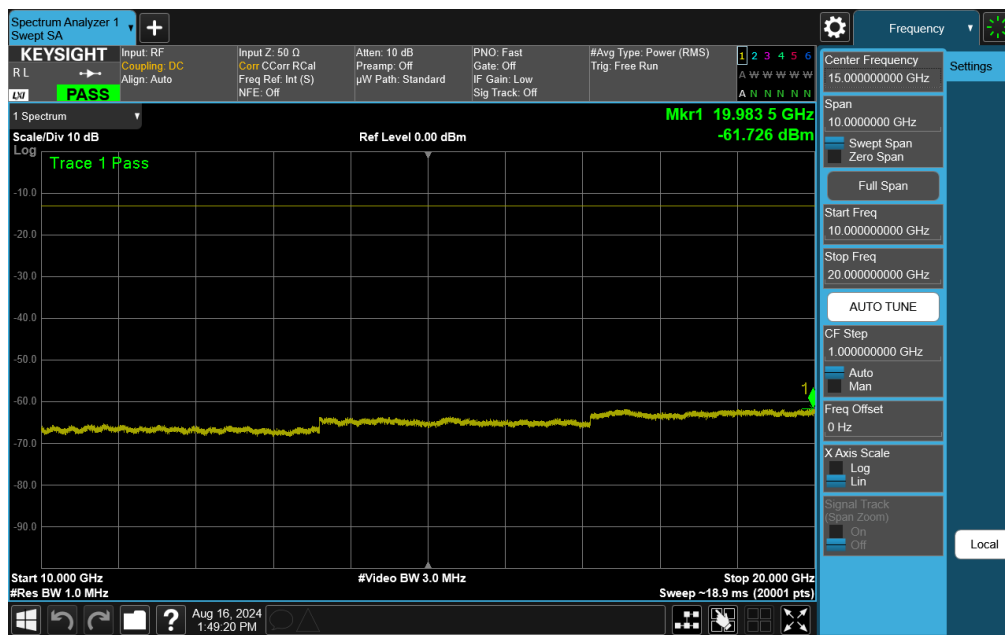
FCC ID: BCGA3269	element	PART 24 MEASUREMENT REPORT	Approved by: Technical Manager
Test Report S/N: 1C2410210075-08.BCG	Test Dates: 7/1/2024 - 12/26/2024	EUT Type: Tablet Device	Page 61 of 219

V2.2 09/07/2023


Unless otherwise specified, no part of this report may be reproduced or utilized in any part, form or by any means, electronic or mechanical, including photocopying and microfilm, without permission in writing from Element Materials Technology. If you have any questions about this or have an enquiry about obtaining additional rights to this report or assembly of contents thereof, please contact [ct.info@element.com](mailto:ct.info@element.com).



Plot 7-88. Conducted Spurious Plot (WCDMA Ch. 9400)

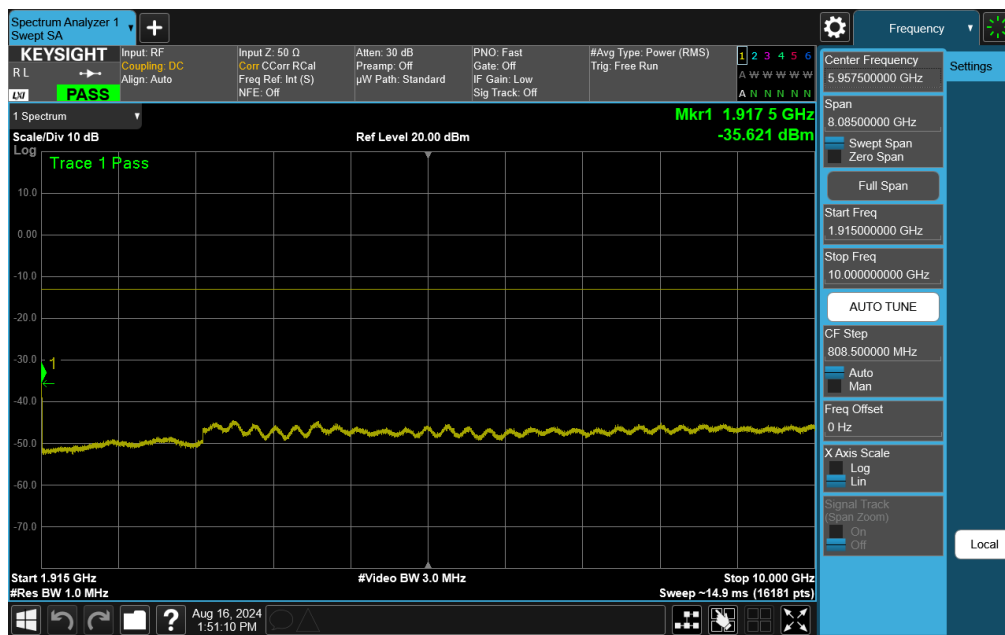
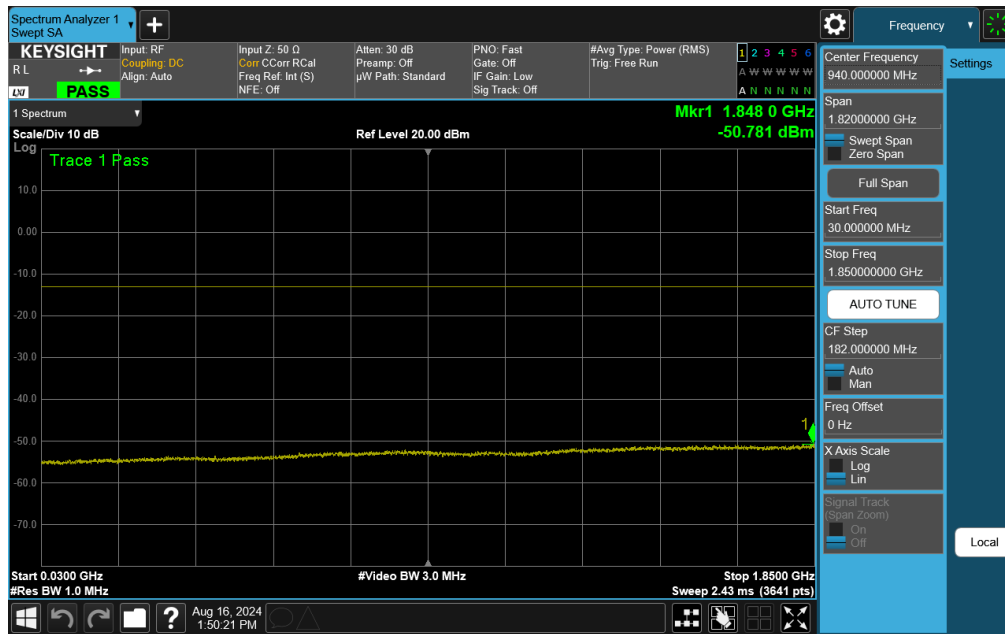



Plot 7-89. Conducted Spurious Plot (WCDMA Ch. 9400)

FCC ID: BCGA3269	 PART 24 MEASUREMENT REPORT	Approved by: Technical Manager
Test Report S/N: 1C2410210075-08.BCG	Test Dates: 7/1/2024 - 12/26/2024	EUT Type: Tablet Device
		Page 62 of 219

V2.2 09/07/2023

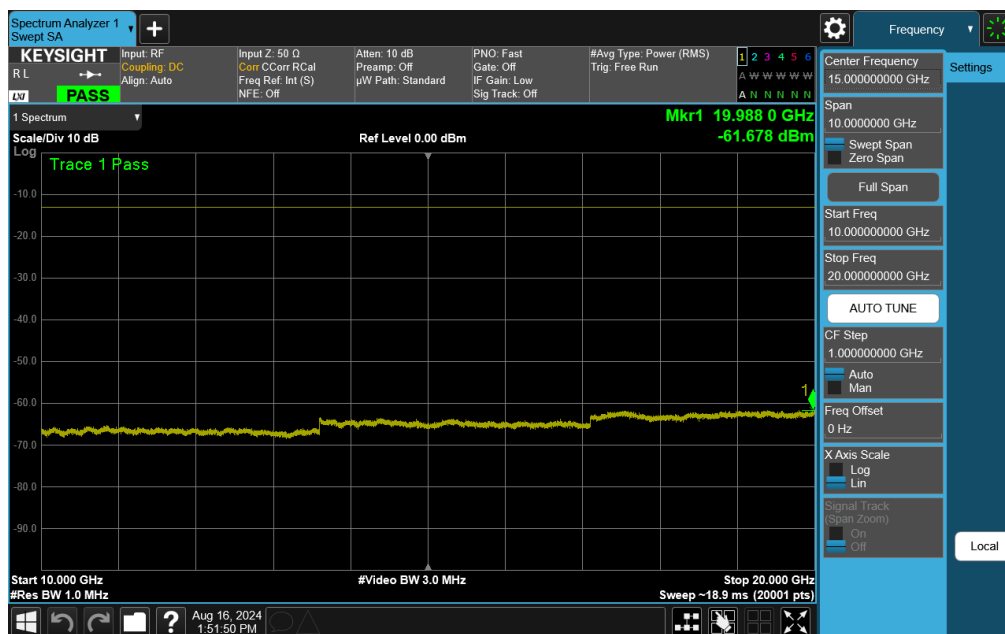
Unless otherwise specified, no part of this report may be reproduced or utilized in any part, form or by any means, electronic or mechanical, including photocopying and microfilm, without permission in writing from Element Materials Technology. If you have any questions about this or have an enquiry about obtaining additional rights to this report or assembly of contents thereof, please contact [ct.info@element.com](mailto:ct.info@element.com).




FCC ID: BCGA3269	 <b>PART 24 MEASUREMENT REPORT</b>		Approved by: Technical Manager
Test Report S/N: 1C2410210075-08.BCG	Test Dates: 7/1/2024 - 12/26/2024	EUT Type: Tablet Device	Page 63 of 219

V2.2 09/07/2023

Unless otherwise specified, no part of this report may be reproduced or utilized in any part, form or by any means, electronic or mechanical, including photocopying and microfilm, without permission in writing from Element Materials Technology. If you have any questions about this or have an enquiry about obtaining additional rights to this report or assembly of contents thereof, please contact [ct.info@element.com](mailto:ct.info@element.com).



Plot 7-92. Conducted Spurious Plot (WCDMA Ch. 9538)

FCC ID: BCGA3269		PART 24 MEASUREMENT REPORT	Approved by: Technical Manager
Test Report S/N: 1C2410210075-08.BCG	Test Dates: 7/1/2024 - 12/26/2024	EUT Type: Tablet Device	Page 64 of 219

V2.2 09/07/2023

Unless otherwise specified, no part of this report may be reproduced or utilized in any part, form or by any means, electronic or mechanical, including photocopying and microfilm, without permission in writing from Element Materials Technology. If you have any questions about this or have an enquiry about obtaining additional rights to this report or assembly of contents thereof, please contact [ct.info@element.com](mailto:ct.info@element.com).



## 7.4 Band Edge Emissions at Antenna Terminal

§2.1051, §24.238(a)

### Test Overview and Limit

All out of band emissions are measured with a spectrum analyzer connected to the antenna terminal of the EUT while the EUT is operating at maximum power, and at the appropriate frequencies. All data rates were investigated to determine the worst case configuration. All modes of operation were investigated and the worst case configuration results are reported in this section. All ports were tested and only the worst case data was reported.


***The minimum permissible attenuation level of any spurious emission is  $43 + 10 \log_{10}(P_{[Watts]})$ , where  $P$  is the transmitter power in Watts.***

### Test Procedure Used

KDB 971168 D01 v03r01 – Section 6.0

### Test Settings

1. Start and stop frequency were set such that the band edge would be placed in the center of the plot
2. Span was set large enough so as to capture all out of band emissions near the band edge
3. RBW  $\geq$  1% of the emission bandwidth
4. VBW  $\geq$  3 x RBW
5. Detector = RMS
6. Number of sweep points  $\geq$  2 x Span/RBW
7. Trace mode = trace average for continuous emissions, max hold for pulse emissions
8. Sweep time = auto couple
9. The trace was allowed to stabilize

FCC ID: BCGA3269		PART 24 MEASUREMENT REPORT	Approved by: Technical Manager
Test Report S/N: 1C2410210075-08.BCG	Test Dates: 7/1/2024 - 12/26/2024	EUT Type: Tablet Device	Page 65 of 219

V2.2 09/07/2023

## Test Setup

The EUT and measurement equipment were set up as shown in the diagram below.

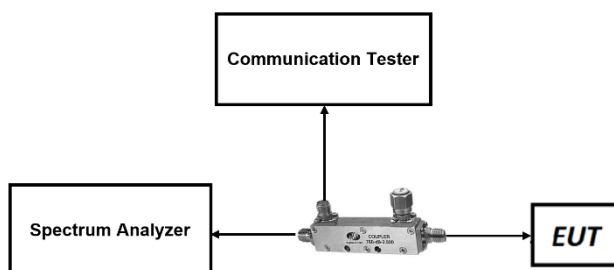


Figure 7-5. LTE Test Instrument & Measurement Setup

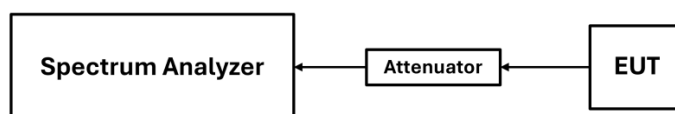



Figure 7-6. FR1 Test Instrument & Measurement Setup

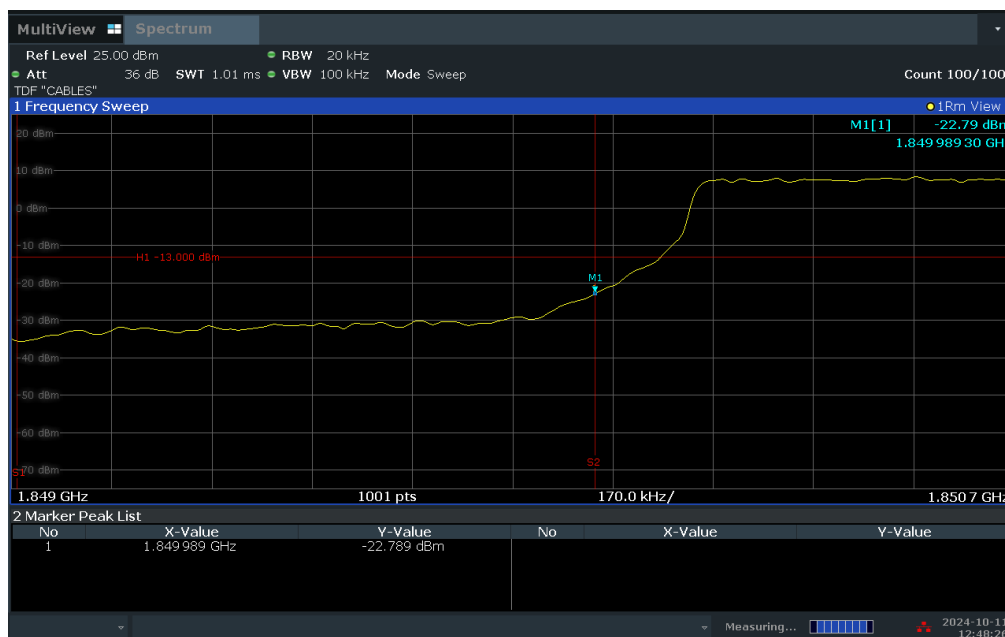
## Test Notes

1. Per 24.238(a), in the 1 MHz bands immediately outside and adjacent to the frequency block a resolution bandwidth of at least one percent of the emission bandwidth of the fundamental emission of the transmitter may be employed to demonstrate compliance with the out-of-band emissions limit. The emission bandwidth is defined as the width of the signal between two points, one below the carrier center frequency and one above the carrier center frequency, outside of which all emission are attenuated at least 26 dB below the transmitter power.
2. For NR operation, all subcarrier spacings (SCS) and transmission schemes (e.g. CP-OFDM and DFT-s-OFDM) were investigated to determine the worst case configuration. All modes of operation were investigated and the worst case configuration results are reported in this section.

FCC ID: BCGA3269	 PART 24 MEASUREMENT REPORT	Approved by: Technical Manager
Test Report S/N: 1C2410210075-08.BCG	Test Dates: 7/1/2024 - 12/26/2024	EUT Type: Tablet Device
		Page 66 of 219

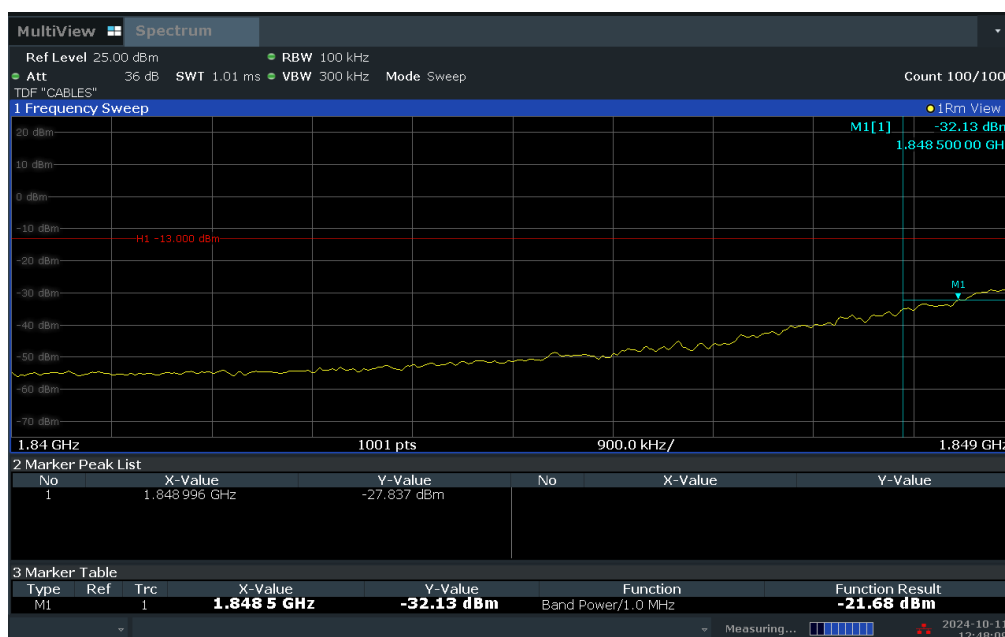
V2.2 09/07/2023

## LTE Band 25




12:48:27 PM 10/11/2024

Plot 7-93. Lower Band Edge Plot (LTE Band 25 – 1.4MHz QPSK – Full RB Configuration)



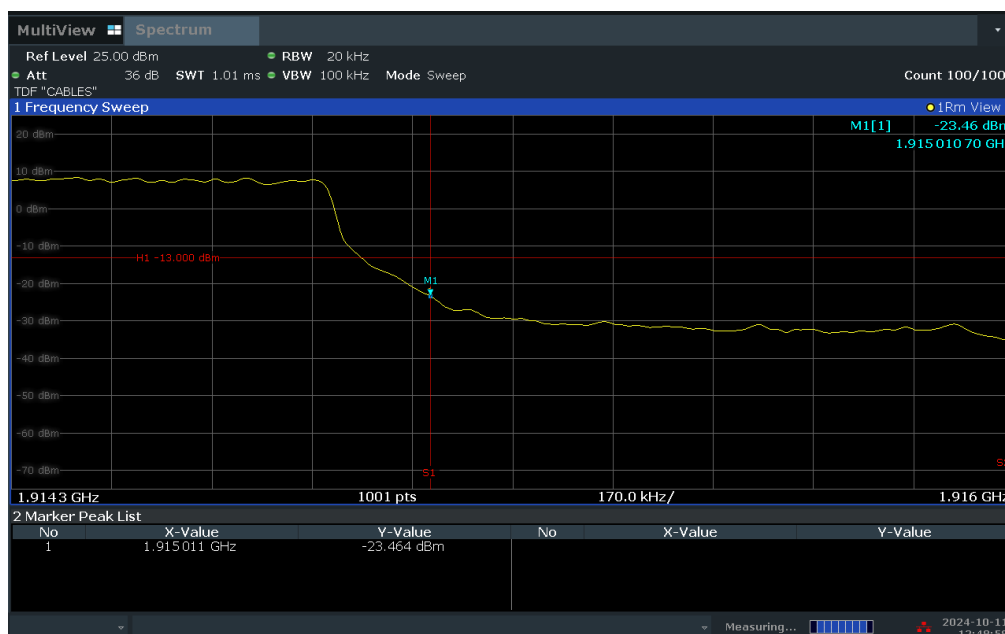
12:48:09 PM 10/11/2024

Plot 7-94. Extended Lower Band Edge Plot (LTE Band 25 – 1.4MHz QPSK – Full RB Configuration)

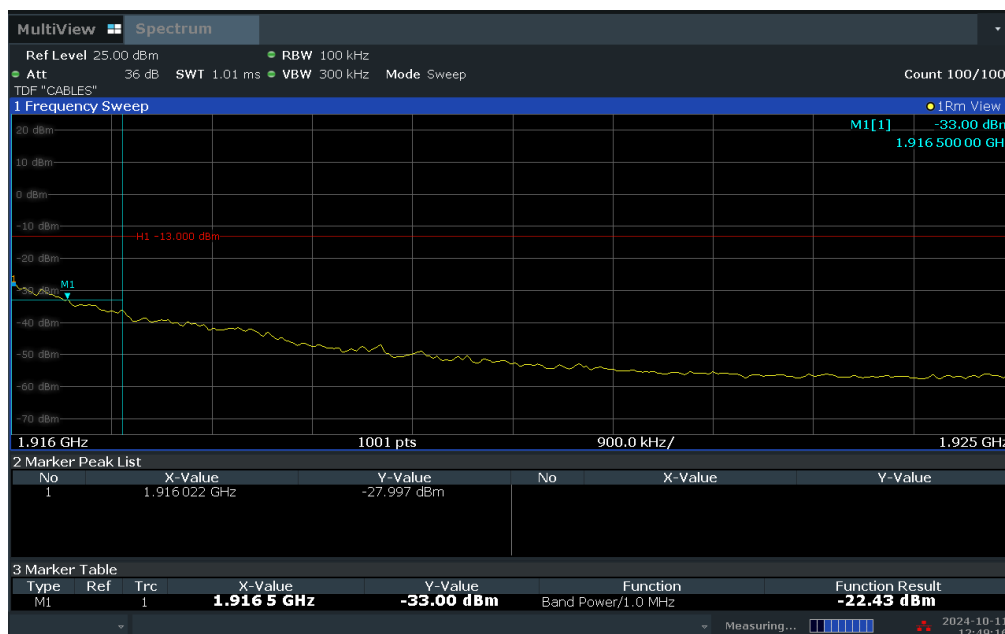
FCC ID: BCGA3269	 <b>PART 24 MEASUREMENT REPORT</b>		Approved by: Technical Manager
Test Report S/N: 1C2410210075-08.BCG	Test Dates: 7/1/2024 - 12/26/2024	EUT Type: Tablet Device	Page 67 of 219

V2.2 09/07/2023


Unless otherwise specified, no part of this report may be reproduced or utilized in any part, form or by any means, electronic or mechanical, including photocopying and microfilm, without permission in writing from Element Materials Technology. If you have any questions about this or have an enquiry about obtaining additional rights to this report or assembly of contents thereof, please contact [ct.info@element.com](mailto:ct.info@element.com).



Plot 7-95. Upper Band Edge Plot (LTE Band 25 – 1.4MHz QPSK – Full RB Configuration)

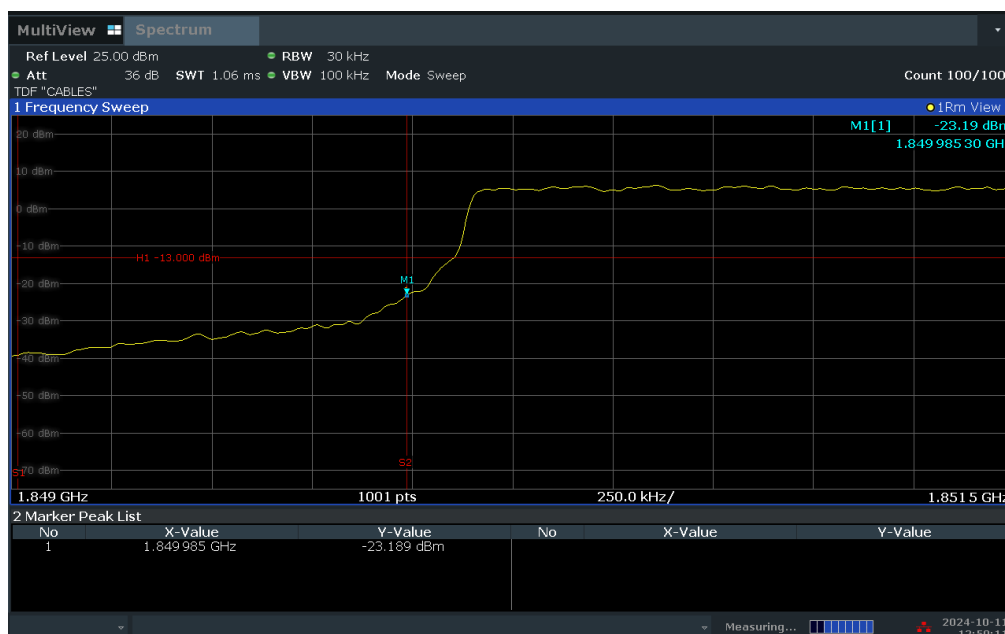


Plot 7-96. Extended Upper Band Edge Plot (LTE Band 25 – 1.4MHz QPSK – Full RB Configuration)

FCC ID: BCGA3269	 <b>PART 24 MEASUREMENT REPORT</b>		Approved by: Technical Manager
Test Report S/N: 1C2410210075-08.BCG	Test Dates: 7/1/2024 - 12/26/2024	EUT Type: Tablet Device	Page 68 of 219

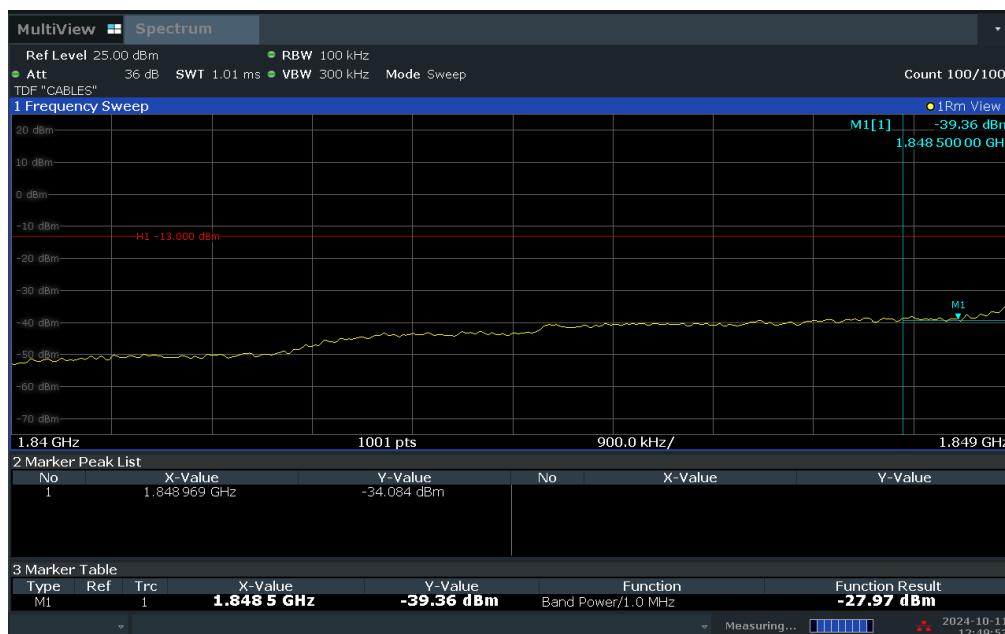
V2.2 09/07/2023

Unless otherwise specified, no part of this report may be reproduced or utilized in any part, form or by any means, electronic or mechanical, including photocopying and microfilm, without permission in writing from Element Materials Technology. If you have any questions about this or have an enquiry about obtaining additional rights to this report or assembly of contents thereof, please contact [ct.info@element.com](mailto:ct.info@element.com).




12:50:11 PM 10/11/2024

Plot 7-97. Lower Band Edge Plot (LTE Band 25 – 3MHz QPSK – Full RB Configuration)



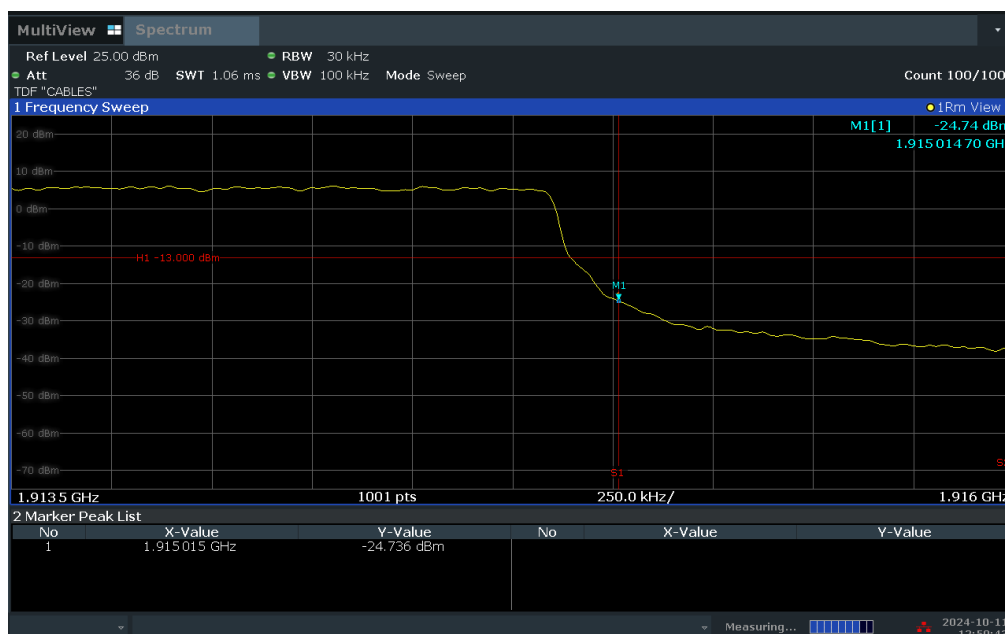
12:49:54 PM 10/11/2024

Plot 7-98. Extended Lower Band Edge Plot (LTE Band 25 – 3MHz QPSK – Full RB Configuration)

FCC ID: BCGA3269	 <b>PART 24 MEASUREMENT REPORT</b>		Approved by: Technical Manager
Test Report S/N: 1C2410210075-08.BCG	Test Dates: 7/1/2024 - 12/26/2024	EUT Type: Tablet Device	Page 69 of 219

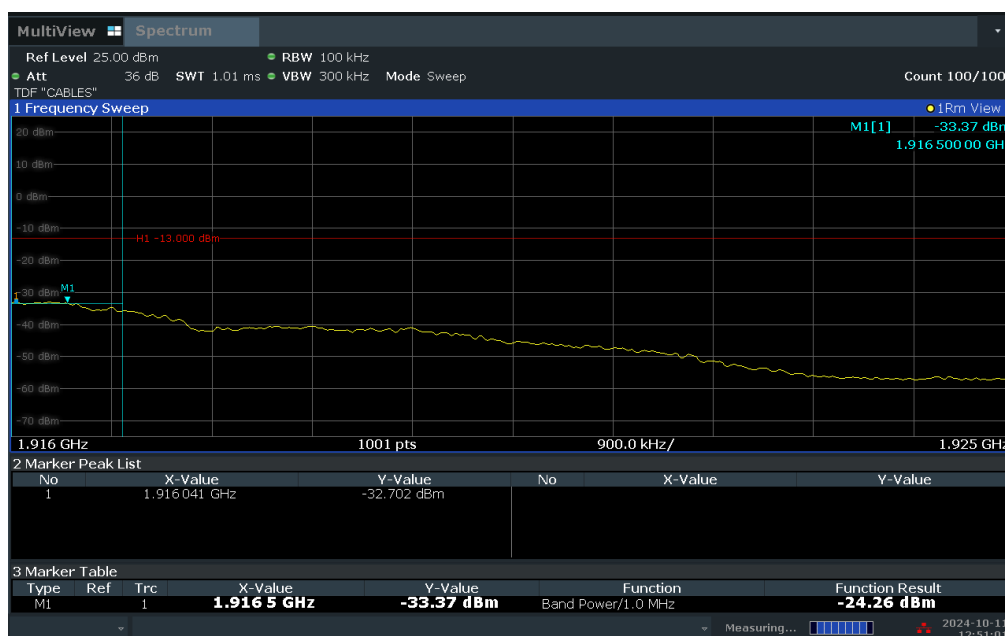
V2.2 09/07/2023

Unless otherwise specified, no part of this report may be reproduced or utilized in any part, form or by any means, electronic or mechanical, including photocopying and microfilm, without permission in writing from Element Materials Technology. If you have any questions about this or have an enquiry about obtaining additional rights to this report or assembly of contents thereof, please contact [ct.info@element.com](mailto:ct.info@element.com).




12:50:44 PM 10/11/2024

Plot 7-99. Upper Band Edge Plot (LTE Band 25 – 3MHz QPSK – Full RB Configuration)



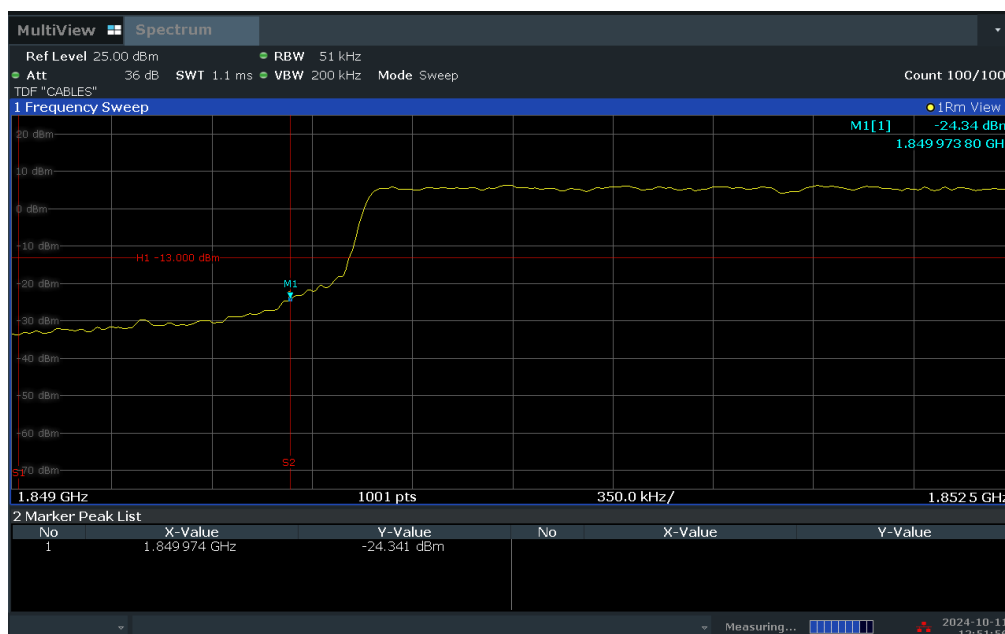
12:51:01 PM 10/11/2024

Plot 7-100. Extended Upper Band Edge Plot (LTE Band 25 – 3MHz QPSK – Full RB Configuration)

FCC ID: BCGA3269	 <b>PART 24 MEASUREMENT REPORT</b>		Approved by: Technical Manager
Test Report S/N: 1C2410210075-08.BCG	Test Dates: 7/1/2024 - 12/26/2024	EUT Type: Tablet Device	Page 70 of 219

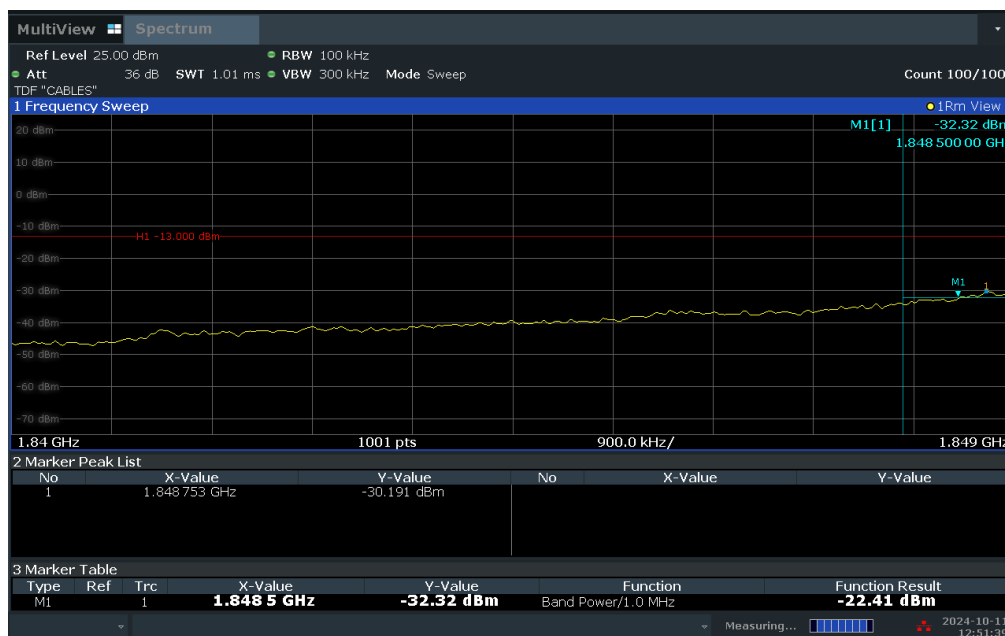
V2.2 09/07/2023

Unless otherwise specified, no part of this report may be reproduced or utilized in any part, form or by any means, electronic or mechanical, including photocopying and microfilm, without permission in writing from Element Materials Technology. If you have any questions about this or have an enquiry about obtaining additional rights to this report or assembly of contents thereof, please contact [ct.info@element.com](mailto:ct.info@element.com).




12:51:57 PM 10/11/2024

Plot 7-101. Lower Band Edge Plot (LTE Band 25 – 5MHz QPSK – Full RB Configuration)



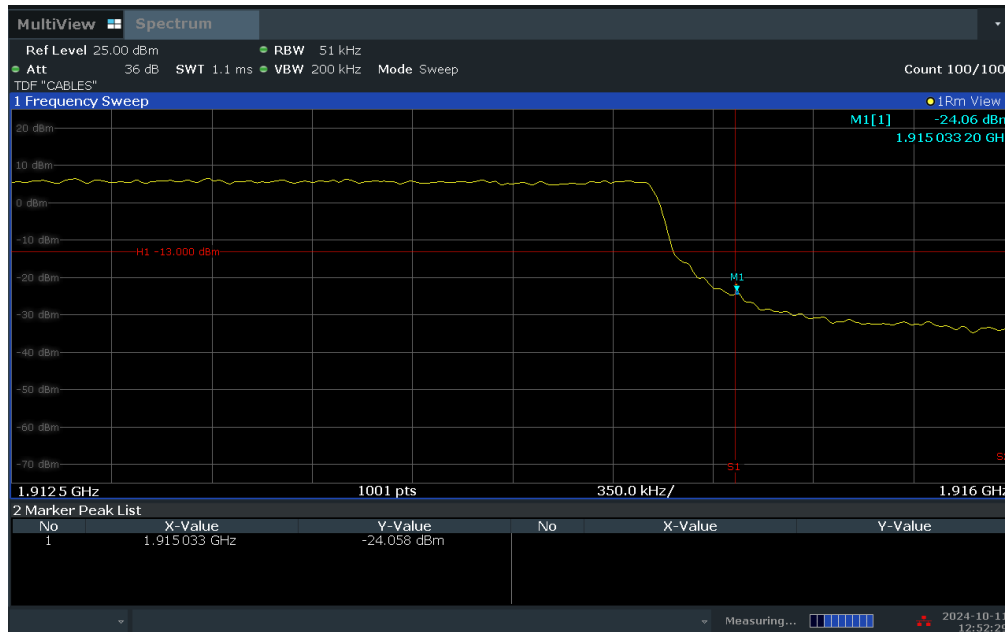
12:51:39 PM 10/11/2024

Plot 7-102. Extended Lower Band Edge Plot (LTE Band 25 – 5MHz QPSK – Full RB Configuration)

FCC ID: BCGA3269	 <b>PART 24 MEASUREMENT REPORT</b>		Approved by: Technical Manager
Test Report S/N: 1C2410210075-08.BCG	Test Dates: 7/1/2024 - 12/26/2024	EUT Type: Tablet Device	Page 71 of 219

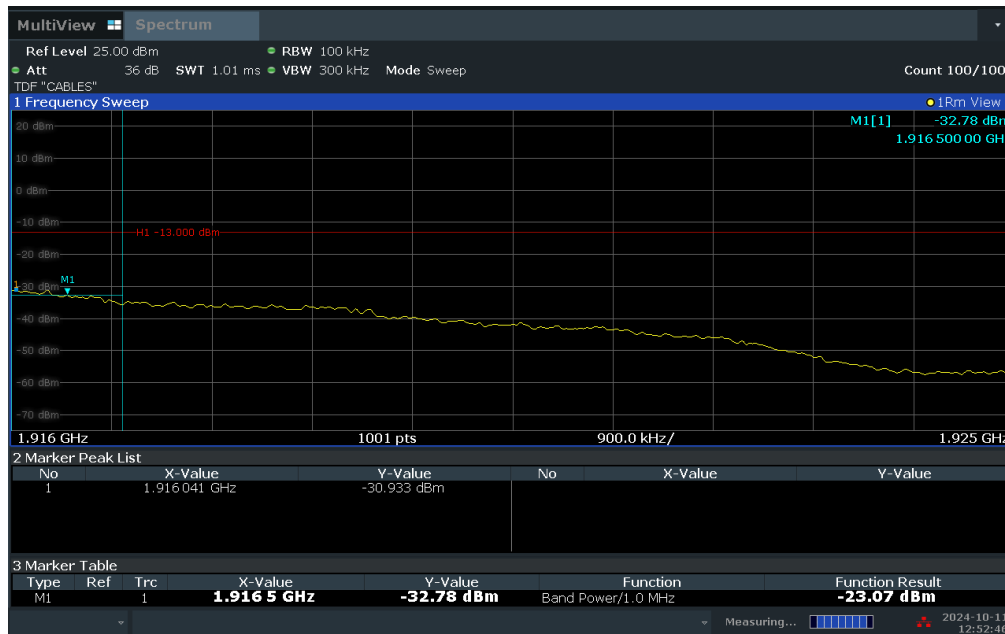
V2.2 09/07/2023

Unless otherwise specified, no part of this report may be reproduced or utilized in any part, form or by any means, electronic or mechanical, including photocopying and microfilm, without permission in writing from Element Materials Technology. If you have any questions about this or have an enquiry about obtaining additional rights to this report or assembly of contents thereof, please contact [ct.info@element.com](mailto:ct.info@element.com).




12:52:29 PM 10/11/2024

Plot 7-103. Upper Band Edge Plot (LTE Band 25 – 5MHz QPSK – Full RB Configuration)



12:52:47 PM 10/11/2024

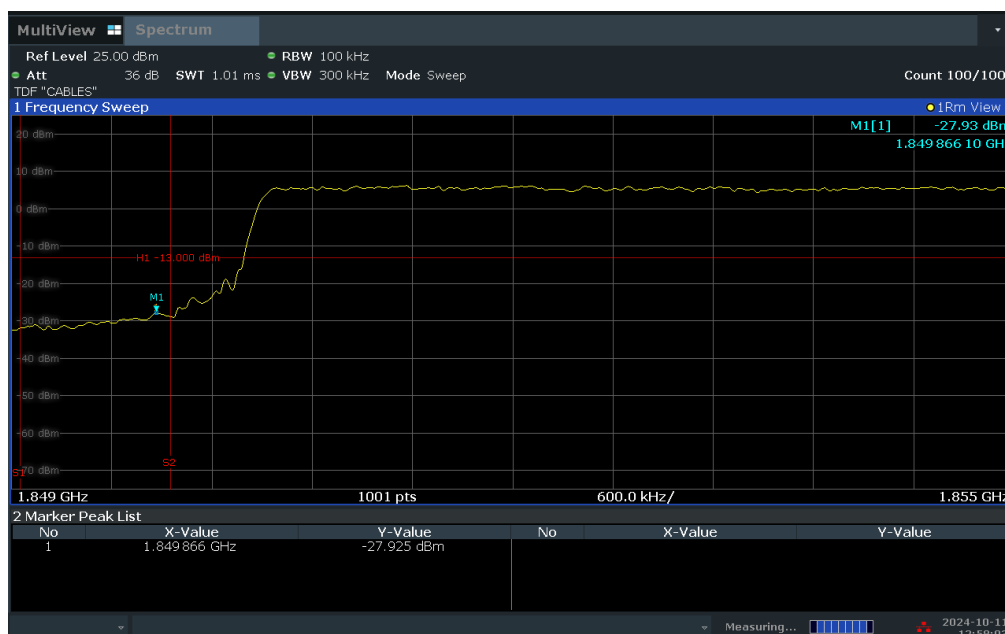
Plot 7-104. Extended Upper Band Edge Plot (LTE Band 25 – 5MHz QPSK – Full RB Configuration)

FCC ID: BCGA3269	 PART 24 MEASUREMENT REPORT	Approved by: Technical Manager
Test Report S/N: 1C2410210075-08.BCG	Test Dates: 7/1/2024 - 12/26/2024	EUT Type: Tablet Device
		Page 72 of 219

V2.2 09/07/2023

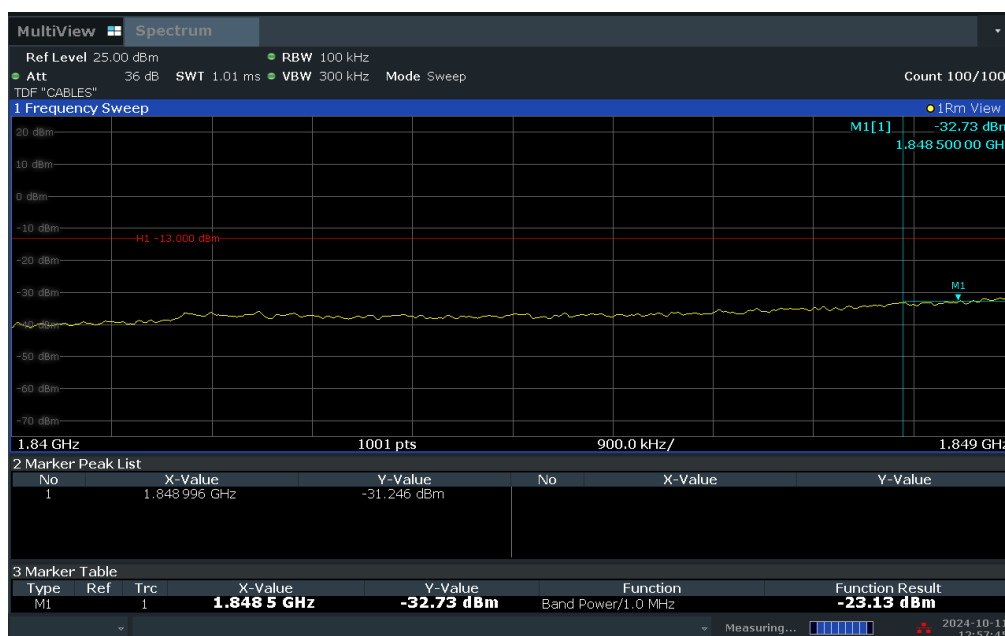
Unless otherwise specified, no part of this report may be reproduced or utilized in any part, form or by any means, electronic or mechanical, including photocopying and microfilm, without permission in writing from Element Materials Technology. If you have any questions about this or have an enquiry about obtaining additional rights to this report or assembly of contents thereof, please contact [ct.info@element.com](mailto:ct.info@element.com).






12:58:04 PM 10/11/2024

Plot 7-105. Lower Band Edge Plot (LTE Band 25 – 10MHz QPSK – Full RB Configuration)



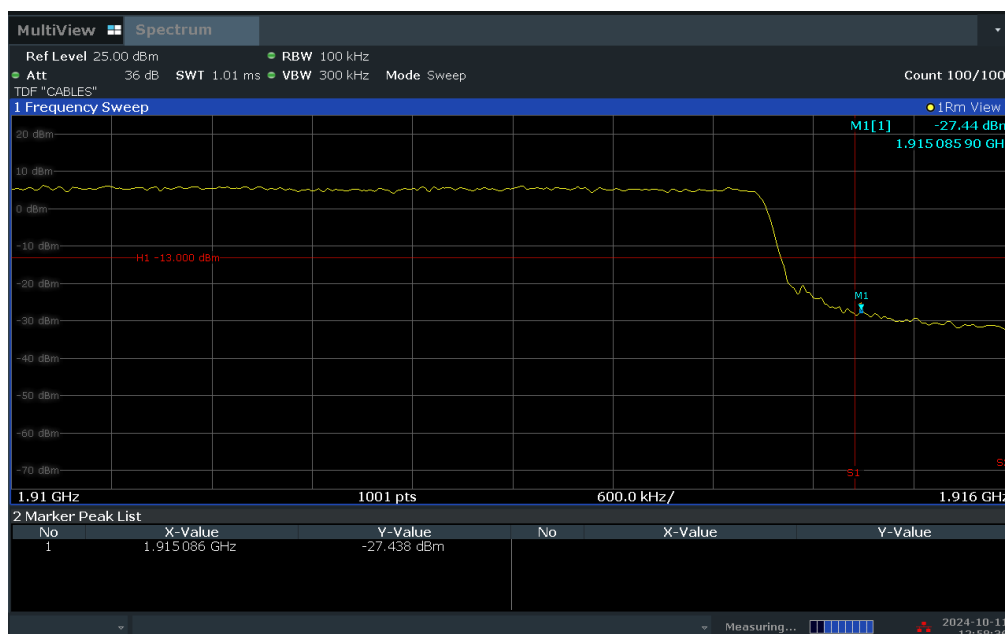
12:57:46 PM 10/11/2024

Plot 7-106. Extended Lower Band Edge Plot (LTE Band 25 – 10MHz QPSK – Full RB Configuration)

FCC ID: BCGA3269		PART 24 MEASUREMENT REPORT	Approved by: Technical Manager
Test Report S/N: 1C2410210075-08.BCG	Test Dates: 7/1/2024 - 12/26/2024	EUT Type: Tablet Device	Page 73 of 219

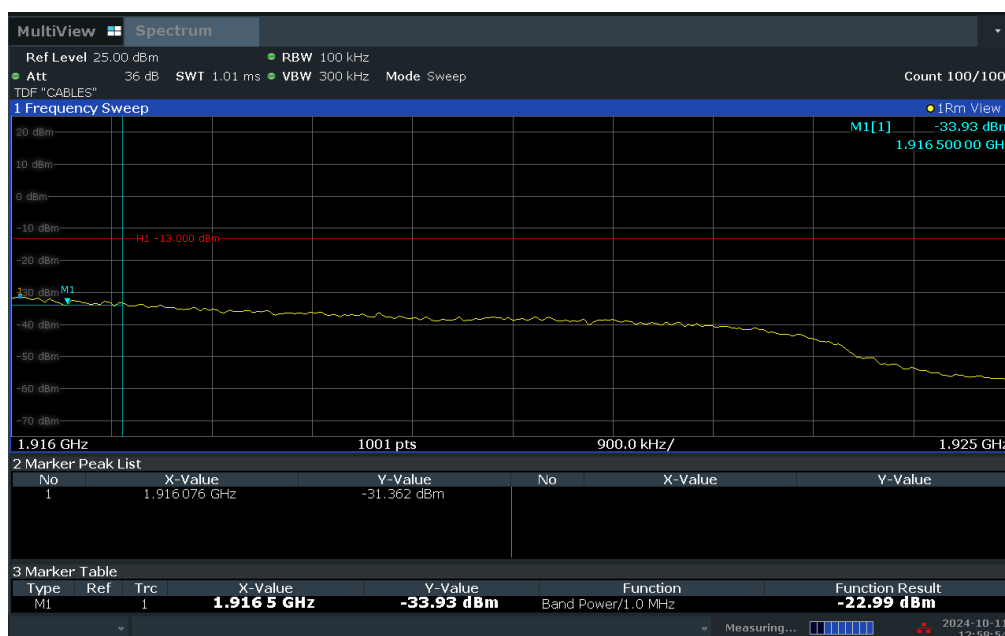
V2.2 09/07/2023

Unless otherwise specified, no part of this report may be reproduced or utilized in any part, form or by any means, electronic or mechanical, including photocopying and microfilm, without permission in writing from Element Materials Technology. If you have any questions about this or have an enquiry about obtaining additional rights to this report or assembly of contents thereof, please contact [ct.info@element.com](mailto:ct.info@element.com).




12:58:37 PM 10/11/2024

Plot 7-107. Upper Band Edge Plot (LTE Band 25 – 10MHz QPSK – Full RB Configuration)



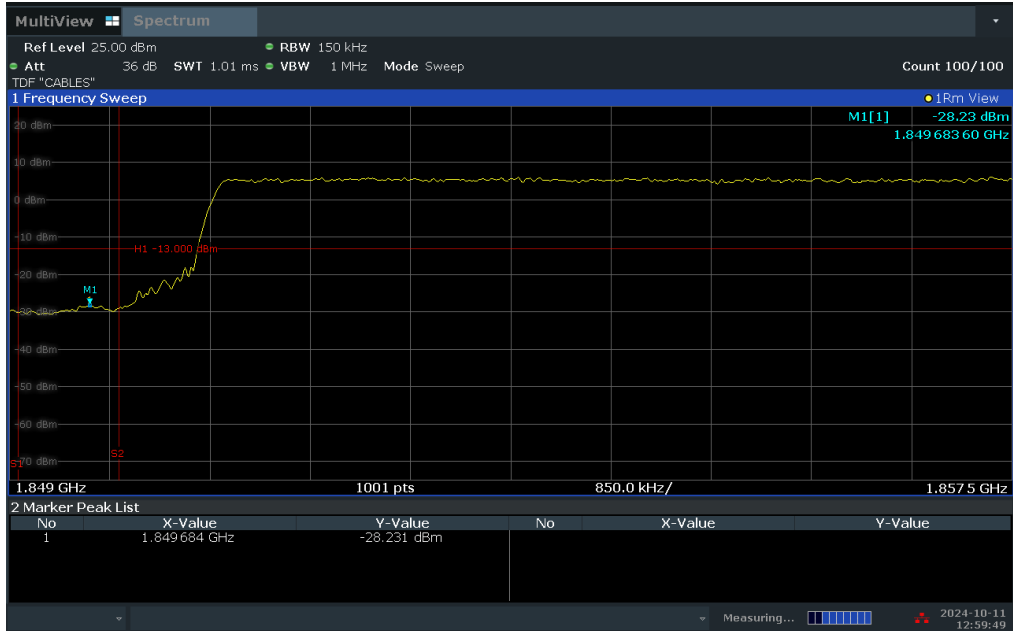
12:58:55 PM 10/11/2024

Plot 7-108. Extended Upper Band Edge Plot (LTE Band 25 – 10MHz QPSK – Full RB Configuration)

FCC ID: BCGA3269	 <b>PART 24 MEASUREMENT REPORT</b>		Approved by: Technical Manager
Test Report S/N: 1C2410210075-08.BCG	Test Dates: 7/1/2024 - 12/26/2024	EUT Type: Tablet Device	Page 74 of 219

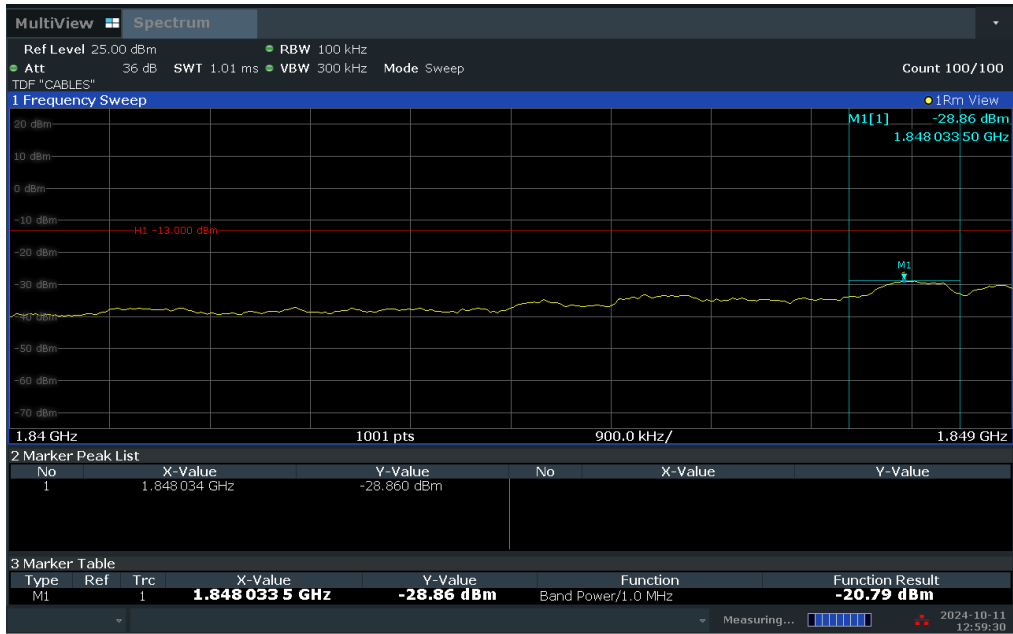
V2.2 09/07/2023

Unless otherwise specified, no part of this report may be reproduced or utilized in any part, form or by any means, electronic or mechanical, including photocopying and microfilm, without permission in writing from Element Materials Technology. If you have any questions about this or have an enquiry about obtaining additional rights to this report or assembly of contents thereof, please contact [ct.info@element.com](mailto:ct.info@element.com).




12:59:50 PM 10/11/2024

Plot 7-109. Lower Band Edge Plot (LTE Band 25 – 15MHz QPSK – Full RB Configuration)



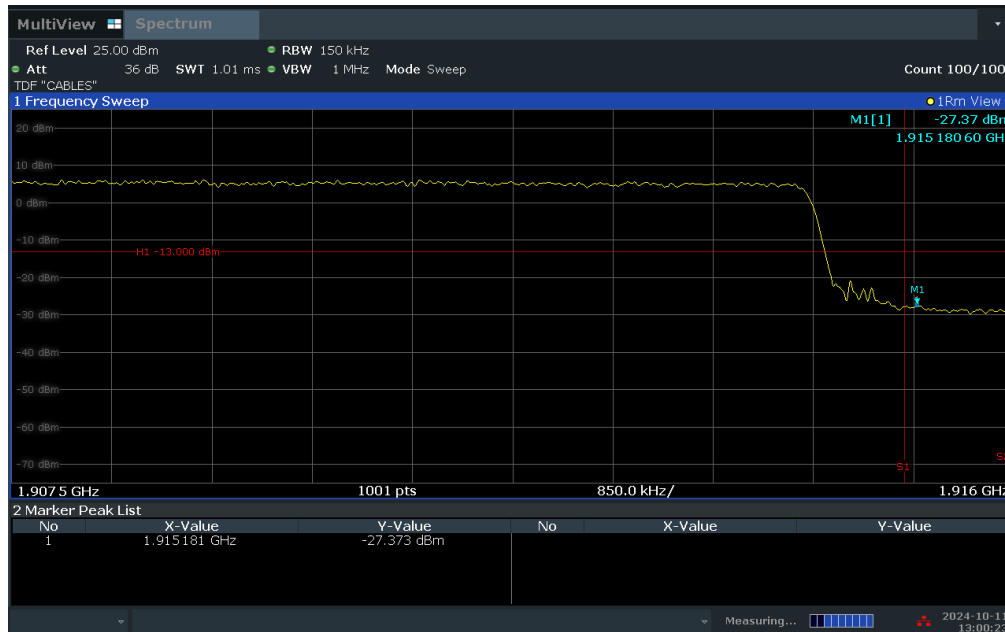
12:59:31 PM 10/11/2024

Plot 7-110. Extended Lower Band Edge Plot (LTE Band 25 – 15MHz QPSK – Full RB Configuration)

FCC ID: BCGA3269	 <b>PART 24 MEASUREMENT REPORT</b>		Approved by: Technical Manager
Test Report S/N: 1C2410210075-08.BCG	Test Dates: 7/1/2024 - 12/26/2024	EUT Type: Tablet Device	Page 75 of 219

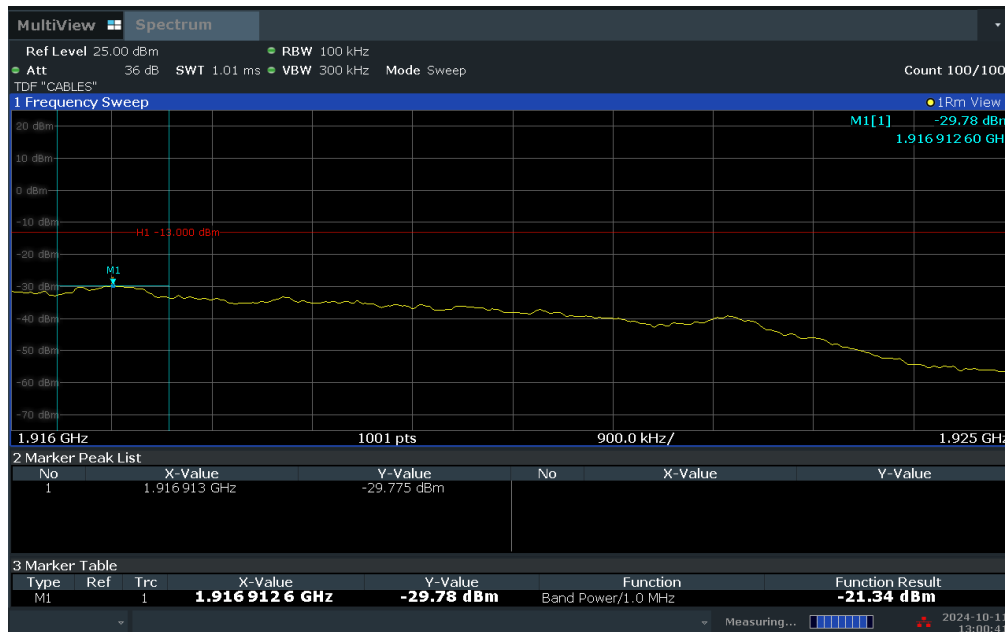
V2.2 09/07/2023

Unless otherwise specified, no part of this report may be reproduced or utilized in any part, form or by any means, electronic or mechanical, including photocopying and microfilm, without permission in writing from Element Materials Technology. If you have any questions about this or have an enquiry about obtaining additional rights to this report or assembly of contents thereof, please contact [ct.info@element.com](mailto:ct.info@element.com).




01:00:24 PM 10/11/2024

Plot 7-111. Upper Band Edge Plot (LTE Band 25 – 15MHz QPSK – Full RB Configuration)



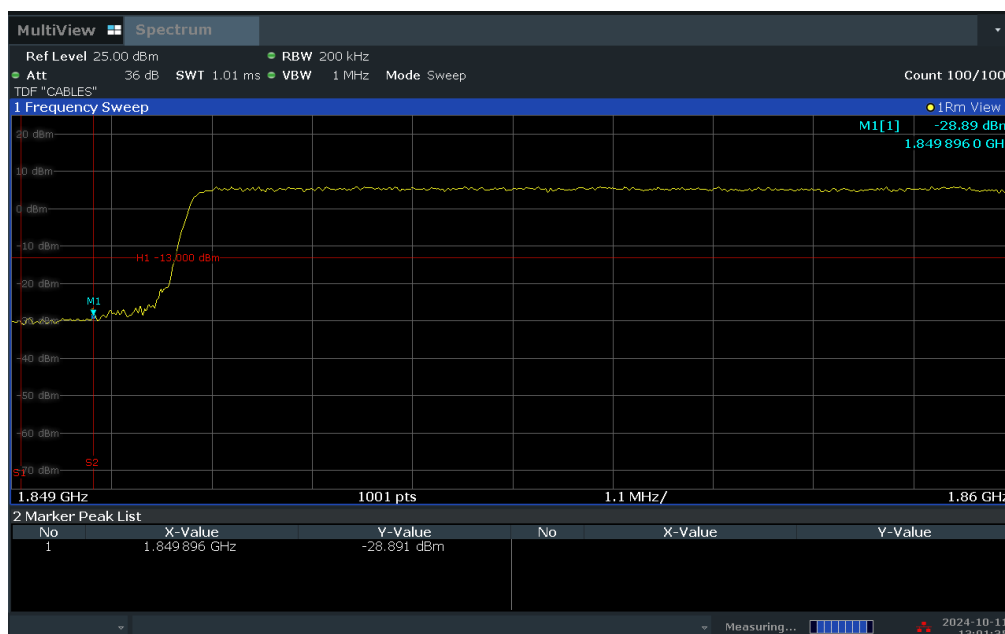
01:00:42 PM 10/11/2024

Plot 7-112. Extended Upper Band Edge Plot (LTE Band 25 – 15MHz QPSK – Full RB Configuration)

FCC ID: BCGA3269	 <b>PART 24 MEASUREMENT REPORT</b>		Approved by: Technical Manager
Test Report S/N: 1C2410210075-08.BCG	Test Dates: 7/1/2024 - 12/26/2024	EUT Type: Tablet Device	Page 76 of 219

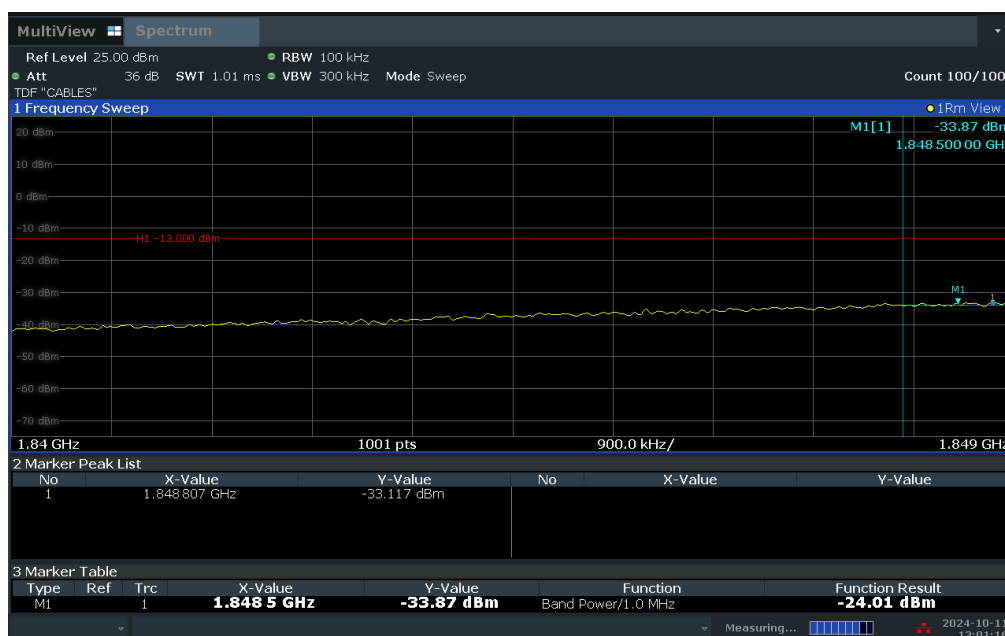
V2.2 09/07/2023

Unless otherwise specified, no part of this report may be reproduced or utilized in any part, form or by any means, electronic or mechanical, including photocopying and microfilm, without permission in writing from Element Materials Technology. If you have any questions about this or have an enquiry about obtaining additional rights to this report or assembly of contents thereof, please contact [ct.info@element.com](mailto:ct.info@element.com).




01:01:36 PM 10/11/2024

Plot 7-113. Lower Band Edge Plot (LTE Band 25 – 20MHz QPSK – Full RB Configuration)



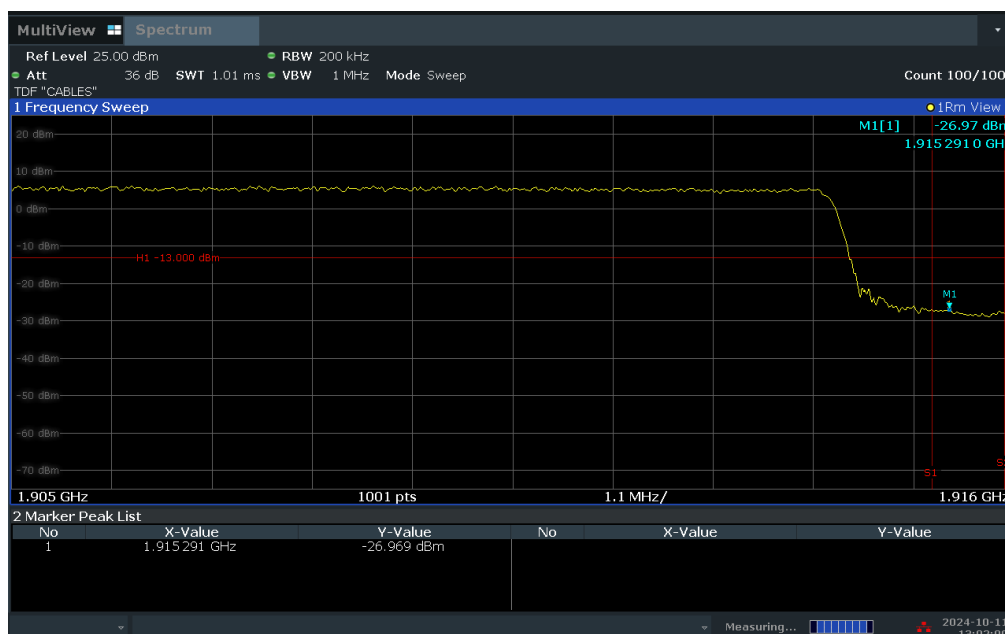
01:01:17 PM 10/11/2024

Plot 7-114. Extended Lower Band Edge Plot (LTE Band 25 – 20MHz QPSK – Full RB Configuration)

FCC ID: BCGA3269	 <b>PART 24 MEASUREMENT REPORT</b>		Approved by: Technical Manager
Test Report S/N: 1C2410210075-08.BCG	Test Dates: 7/1/2024 - 12/26/2024	EUT Type: Tablet Device	Page 77 of 219

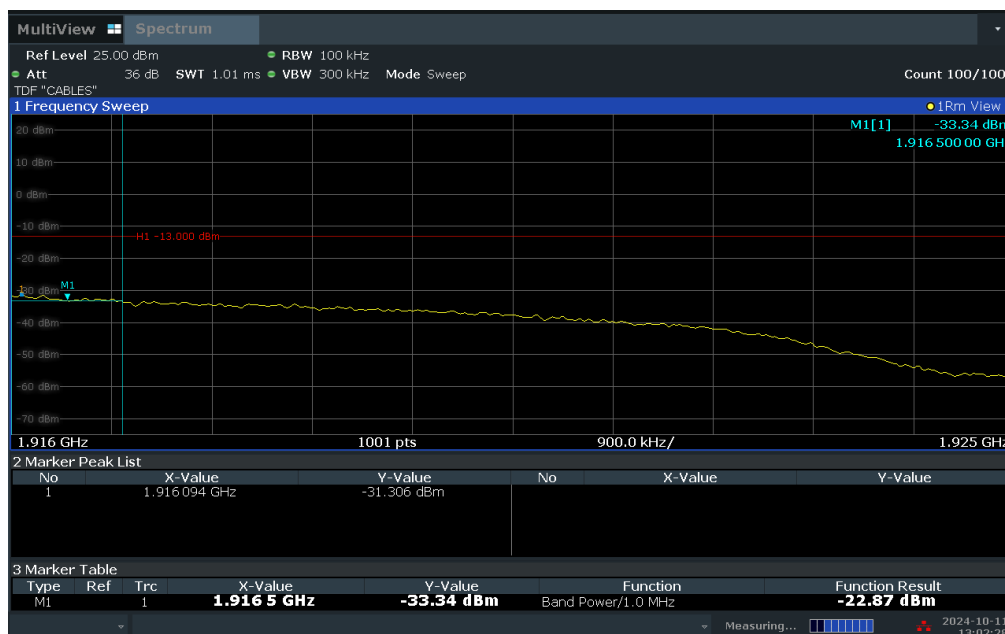
V2.2 09/07/2023

Unless otherwise specified, no part of this report may be reproduced or utilized in any part, form or by any means, electronic or mechanical, including photocopying and microfilm, without permission in writing from Element Materials Technology. If you have any questions about this or have an enquiry about obtaining additional rights to this report or assembly of contents thereof, please contact [ct.info@element.com](mailto:ct.info@element.com).




01:02:10 PM 10/11/2024

Plot 7-115. Upper Band Edge Plot (LTE Band 25 – 20MHz QPSK – Full RB Configuration)



01:02:29 PM 10/11/2024

Plot 7-116. Extended Upper Band Edge Plot (LTE Band 25 – 20MHz QPSK – Full RB Configuration)

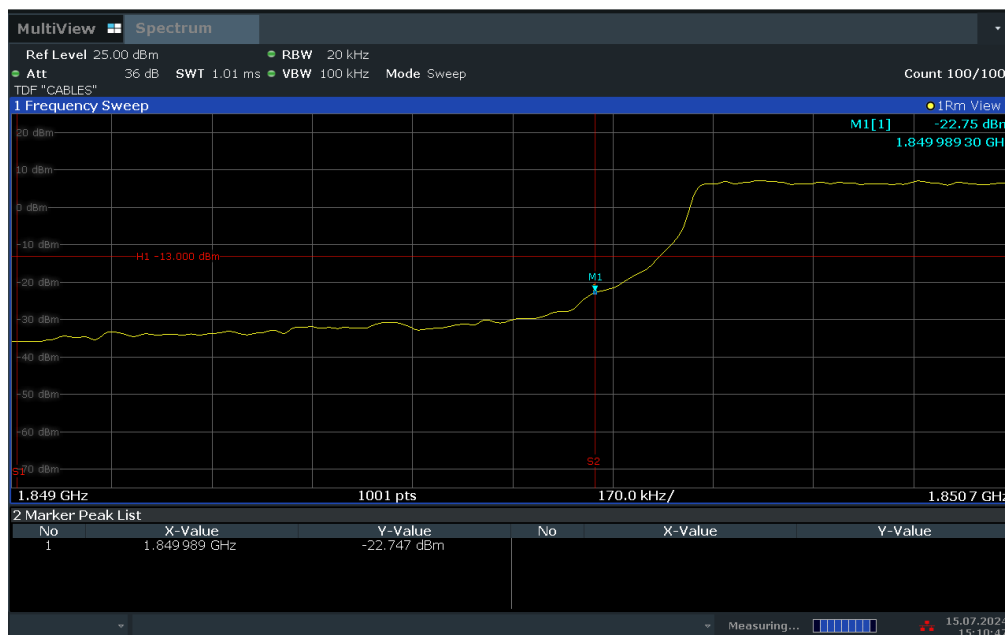
FCC ID: BCGA3269	 <b>PART 24 MEASUREMENT REPORT</b>		Approved by: Technical Manager
Test Report S/N: 1C2410210075-08.BCG	Test Dates: 7/1/2024 - 12/26/2024	EUT Type: Tablet Device	Page 78 of 219

V2.2 09/07/2023

Unless otherwise specified, no part of this report may be reproduced or utilized in any part, form or by any means, electronic or mechanical, including photocopying and microfilm, without permission in writing from Element Materials Technology. If you have any questions about this or have an enquiry about obtaining additional rights to this report or assembly of contents thereof, please contact [ct.info@element.com](mailto:ct.info@element.com).

## LTE Band 2

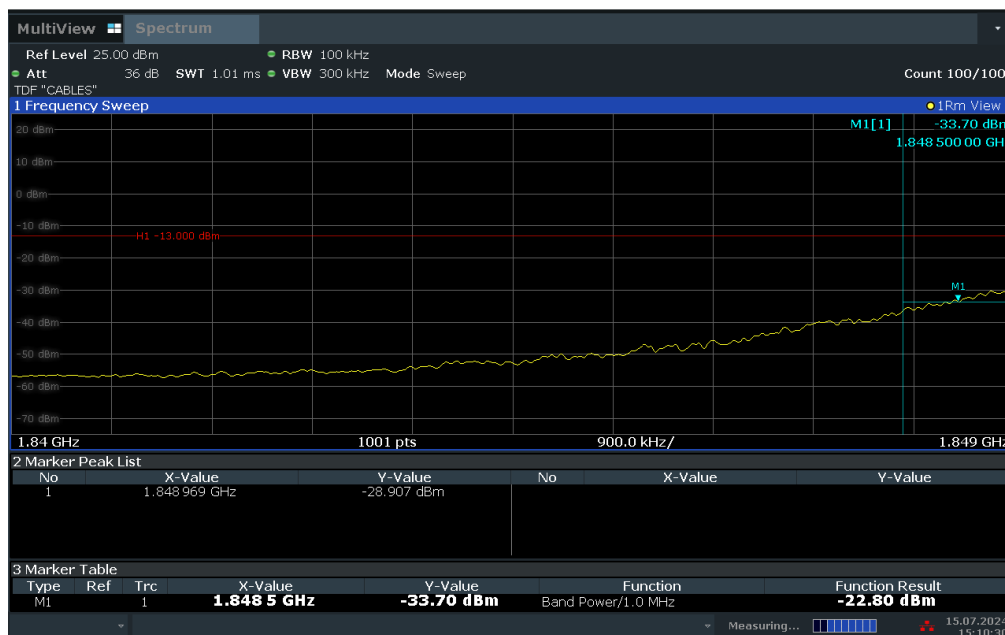
### ACLRRResults



15:10:47 15.07.2024


Plot 7-117. Lower Band Edge Plot (LTE Band 2 – 1.4MHz QPSK – Full RB Configuration)

### ACLRRResults



15:10:30 15.07.2024

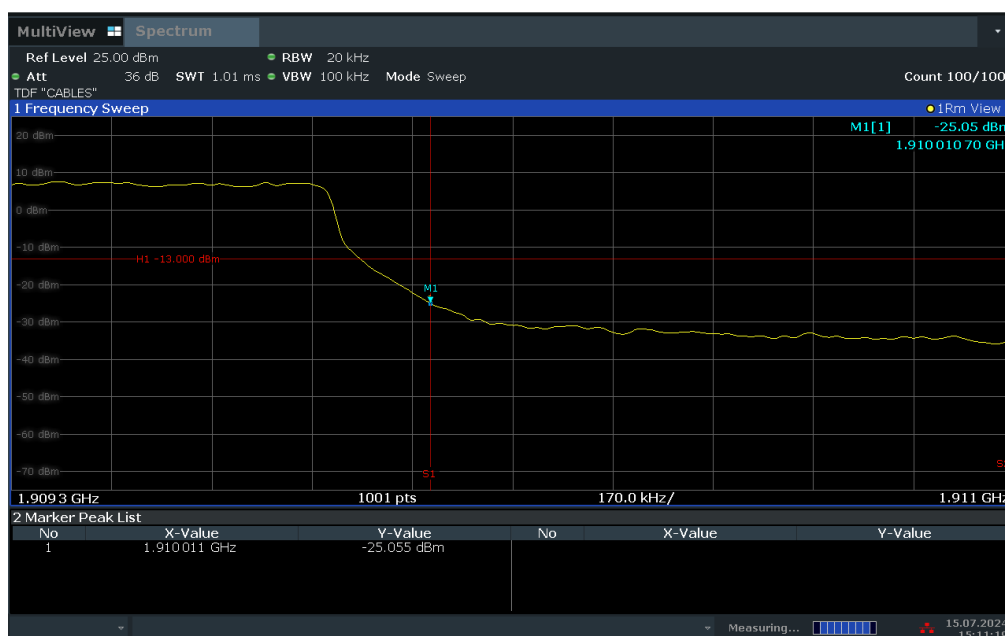
Plot 7-118. Extended Lower Band Edge Plot (LTE Band 2 – 1.4MHz QPSK – Full RB Configuration)

FCC ID: BCGA3269	 <b>PART 24 MEASUREMENT REPORT</b>		Approved by: Technical Manager
Test Report S/N: 1C2410210075-08.BCG	Test Dates: 7/1/2024 - 12/26/2024	EUT Type: Tablet Device	Page 79 of 219

V2.2 09/07/2023

Unless otherwise specified, no part of this report may be reproduced or utilized in any part, form or by any means, electronic or mechanical, including photocopying and microfilm, without permission in writing from Element Materials Technology. If you have any questions about this or have an enquiry about obtaining additional rights to this report or assembly of contents thereof, please contact [ct.info@element.com](mailto:ct.info@element.com).

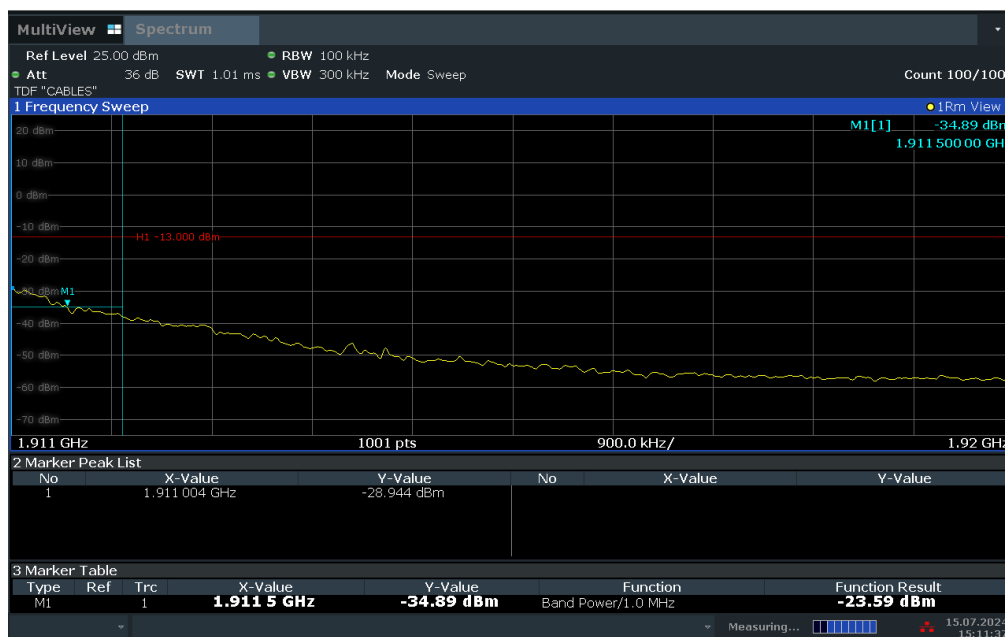
# ACLRRResults



15:11:20 15.07.2024


Plot 7-119. Upper Band Edge Plot (LTE Band 2 – 1.4MHz QPSK – Full RB Configuration)

# ACLRRResults



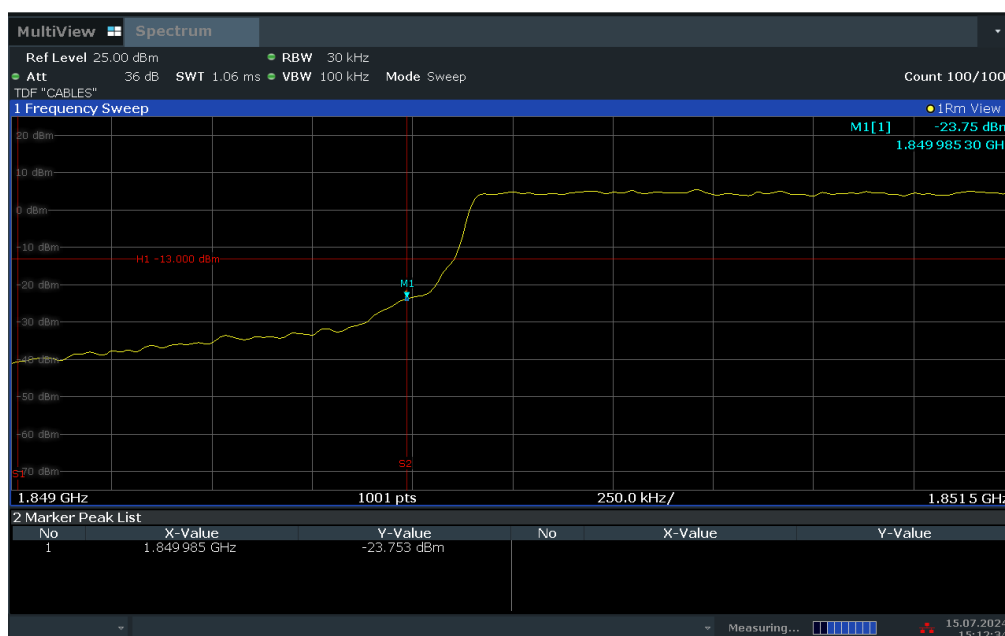
15:11:37 15.07.2024

Plot 7-120. Extended Upper Band Edge Plot (LTE Band 2 – 1.4MHz QPSK – Full RB Configuration)

FCC ID: BCGA3269	 <b>PART 24 MEASUREMENT REPORT</b>		Approved by: Technical Manager
Test Report S/N: 1C2410210075-08.BCG	Test Dates: 7/1/2024 - 12/26/2024	EUT Type: Tablet Device	Page 80 of 219



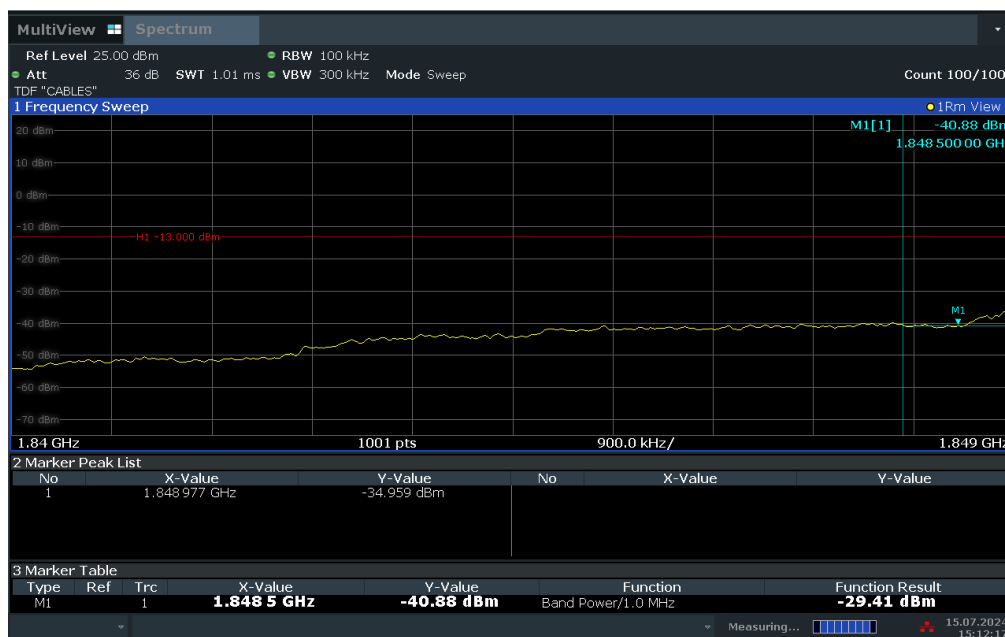
# ACLRRResults



15:12:35 15.07.2024


Plot 7-121. Lower Band Edge Plot (LTE Band 2 – 3MHz QPSK – Full RB Configuration)

# ACLRRResults

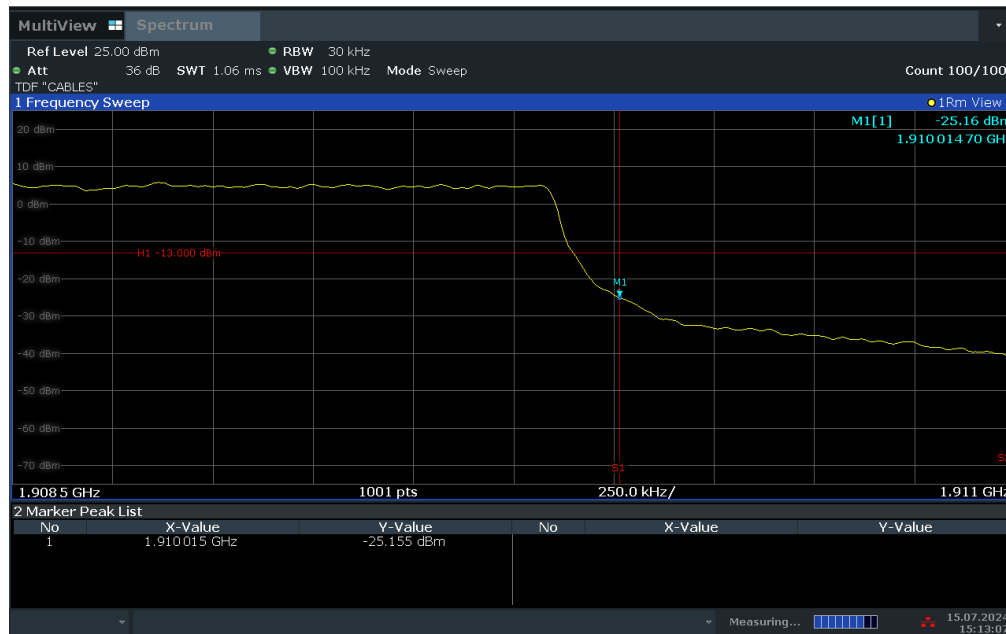


15:12:18 15.07.2024

Plot 7-122. Extended Lower Band Edge Plot (LTE Band 2 – 3MHz QPSK – Full RB Configuration)

FCC ID: BCGA3269	 PART 24 MEASUREMENT REPORT		Approved by: Technical Manager
Test Report S/N: 1C2410210075-08.BCG	Test Dates: 7/1/2024 - 12/26/2024	EUT Type: Tablet Device	Page 81 of 219

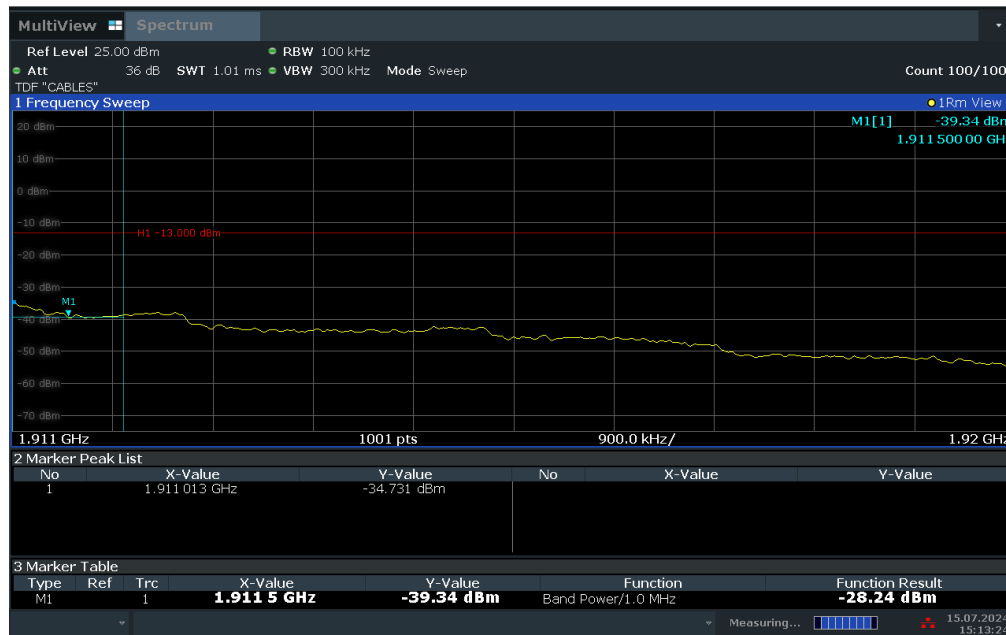
# ACLRRResults



15:13:07 15.07.2024


Plot 7-123. Upper Band Edge Plot (LTE Band 2 – 3MHz QPSK – Full RB Configuration)

# ACLRRResults



15:13:24 15.07.2024

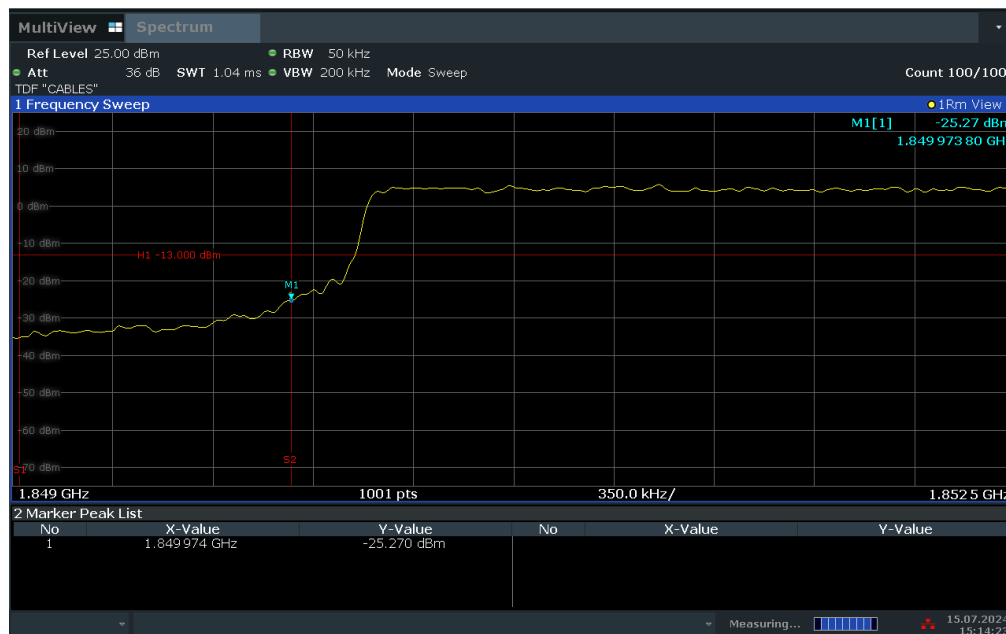
Plot 7-124. Extended Upper Band Edge Plot (LTE Band 2 – 3MHz QPSK – Full RB Configuration)

FCC ID: BCGA3269	 <b>PART 24 MEASUREMENT REPORT</b>		Approved by: Technical Manager
Test Report S/N: 1C2410210075-08.BCG	Test Dates: 7/1/2024 - 12/26/2024	EUT Type: Tablet Device	Page 82 of 219

V2.2 09/07/2023

Unless otherwise specified, no part of this report may be reproduced or utilized in any part, form or by any means, electronic or mechanical, including photocopying and microfilm, without permission in writing from Element Materials Technology. If you have any questions about this or have an enquiry about obtaining additional rights to this report or assembly of contents thereof, please contact [ct.info@element.com](mailto:ct.info@element.com).

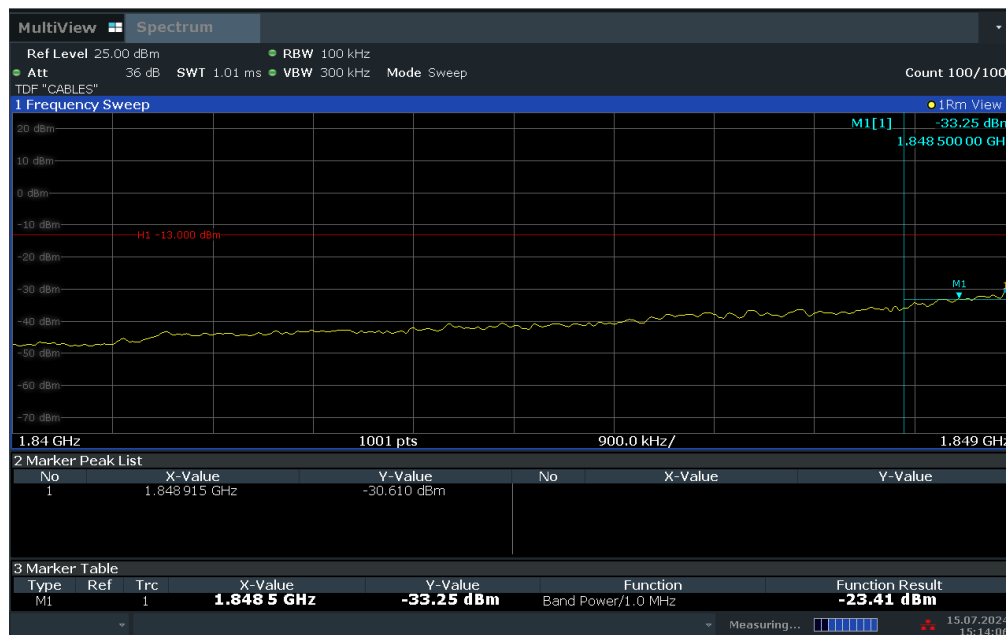
# ACLRRResults



15:14:23 15.07.2024


Plot 7-125. Lower Band Edge Plot (LTE Band 2 – 5MHz QPSK – Full RB Configuration)

# ACLRRResults



15:14:06 15.07.2024

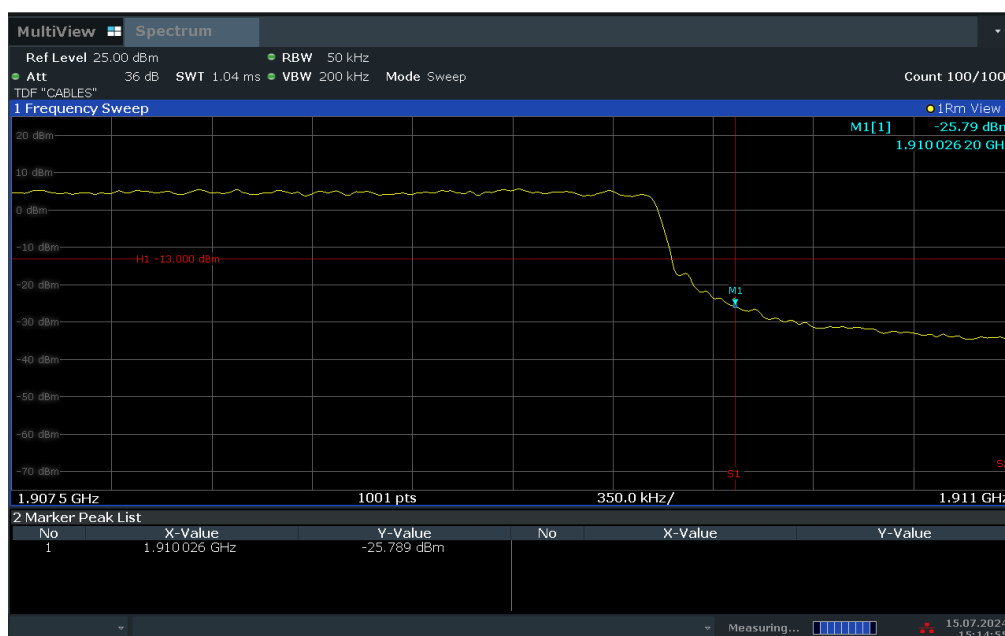
Plot 7-126. Extended Lower Band Edge Plot (LTE Band 2 – 5MHz QPSK – Full RB Configuration)

FCC ID: BCGA3269	 <b>PART 24 MEASUREMENT REPORT</b>		Approved by: Technical Manager
Test Report S/N: 1C2410210075-08.BCG	Test Dates: 7/1/2024 - 12/26/2024	EUT Type: Tablet Device	Page 83 of 219

V2.2 09/07/2023

Unless otherwise specified, no part of this report may be reproduced or utilized in any part, form or by any means, electronic or mechanical, including photocopying and microfilm, without permission in writing from Element Materials Technology. If you have any questions about this or have an enquiry about obtaining additional rights to this report or assembly of contents thereof, please contact [ct.info@element.com](mailto:ct.info@element.com).

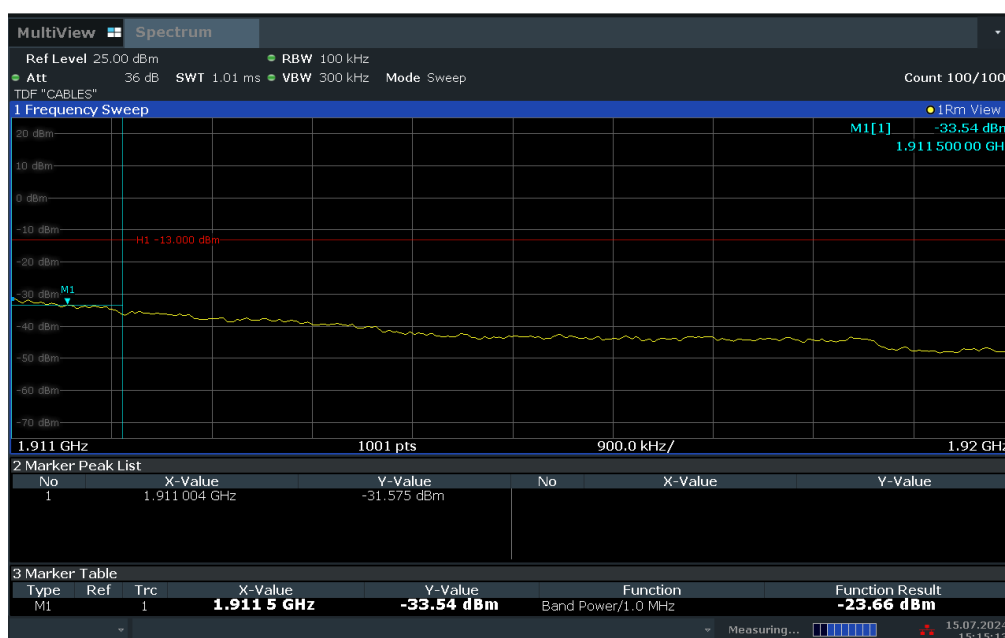
# ACLRRResults



15:14:56 15.07.2024


Plot 7-127. Upper Band Edge Plot (LTE Band 2 – 5MHz QPSK – Full RB Configuration)

# ACLRRResults

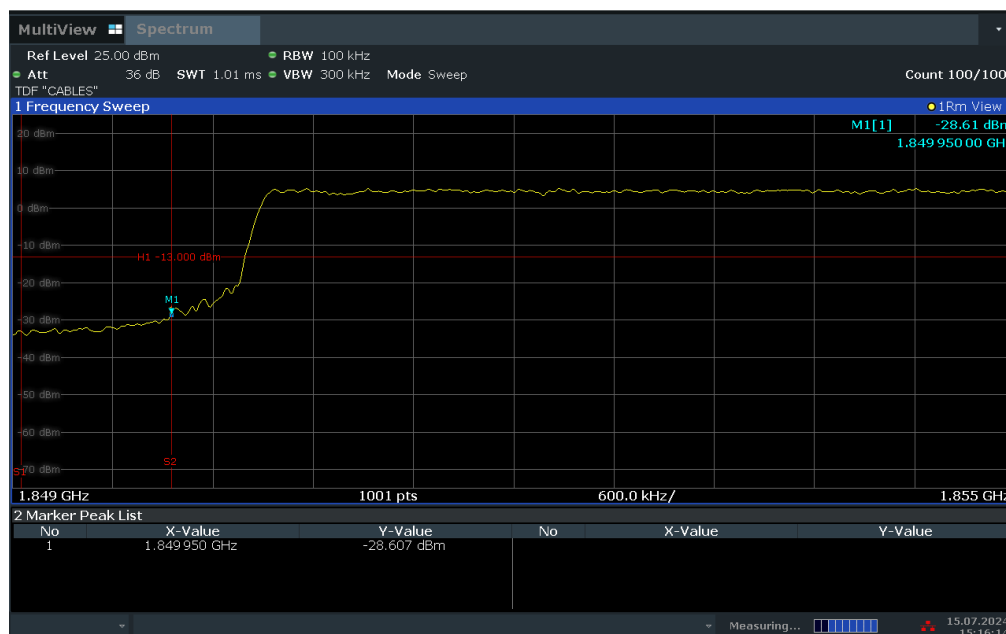


15:15:13 15.07.2024

Plot 7-128. Extended Upper Band Edge Plot (LTE Band 2 – 5MHz QPSK – Full RB Configuration)

FCC ID: BCGA3269	 <b>PART 24 MEASUREMENT REPORT</b>		Approved by: Technical Manager
Test Report S/N: 1C2410210075-08.BCG	Test Dates: 7/1/2024 - 12/26/2024	EUT Type: Tablet Device	Page 84 of 219

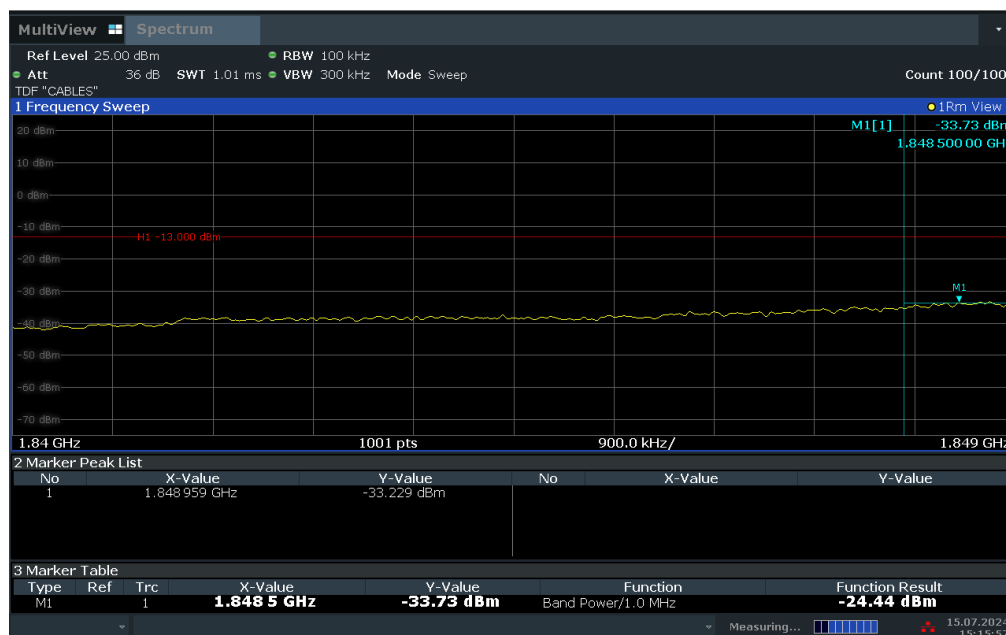
# ACLRRResults



15:16:15 15.07.2024


Plot 7-129. Lower Band Edge Plot (LTE Band 2 – 10MHz QPSK – Full RB Configuration)

# ACLRRResults



15:15:57 15.07.2024

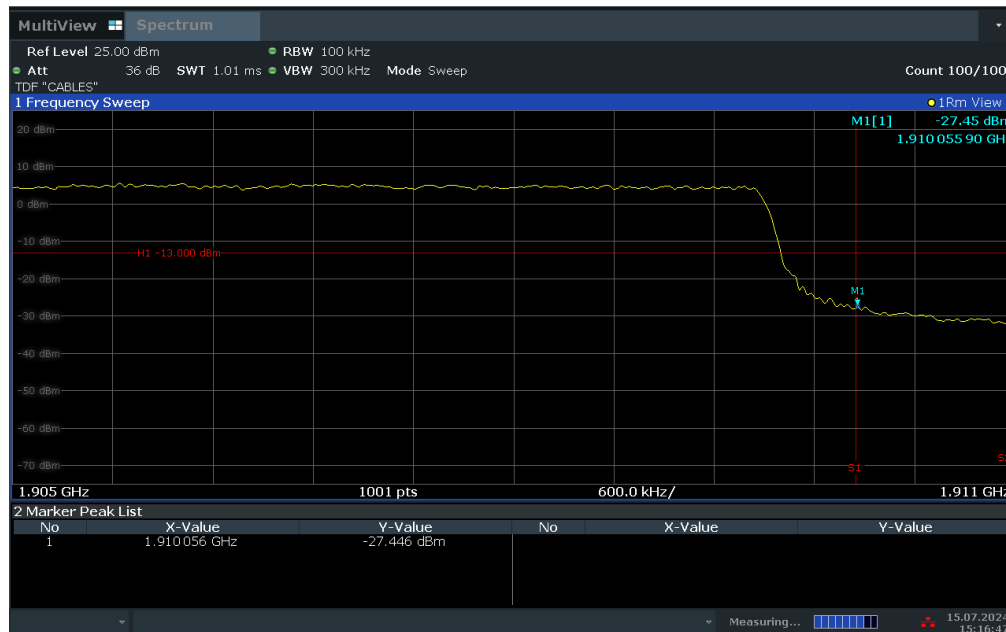
Plot 7-130. Extended Lower Band Edge Plot (LTE Band 2 – 10MHz QPSK – Full RB Configuration)

FCC ID: BCGA3269	 <b>PART 24 MEASUREMENT REPORT</b>		Approved by: Technical Manager
Test Report S/N: 1C2410210075-08.BCG	Test Dates: 7/1/2024 - 12/26/2024	EUT Type: Tablet Device	Page 85 of 219

V2.2 09/07/2023

Unless otherwise specified, no part of this report may be reproduced or utilized in any part, form or by any means, electronic or mechanical, including photocopying and microfilm, without permission in writing from Element Materials Technology. If you have any questions about this or have an enquiry about obtaining additional rights to this report or assembly of contents thereof, please contact [ct.info@element.com](mailto:ct.info@element.com).

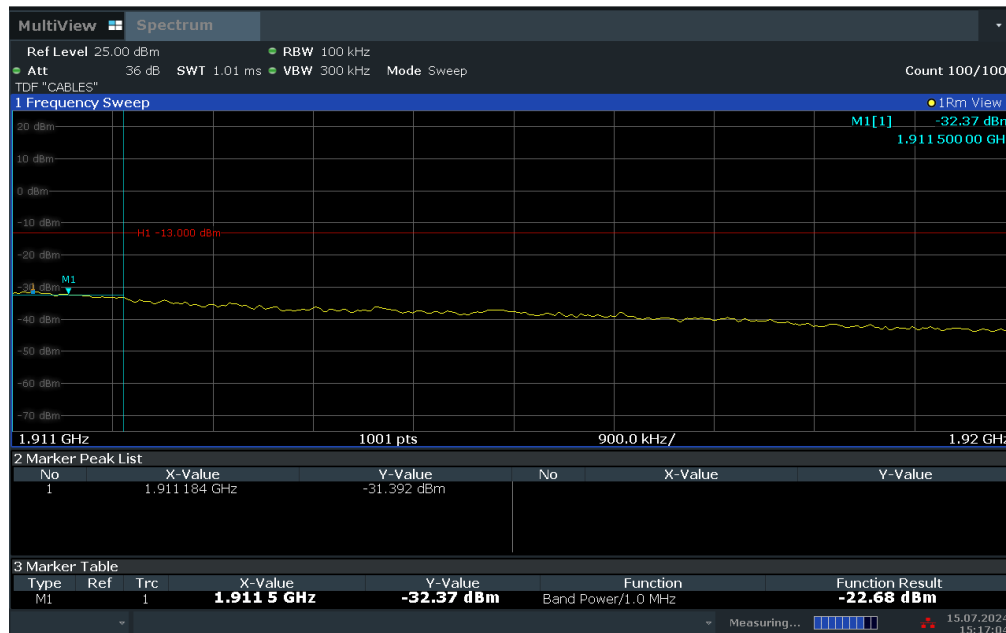
# ACLRRResults



15:16:47 15.07.2024


Plot 7-131. Upper Band Edge Plot (LTE Band 2 – 10MHz QPSK – Full RB Configuration)

# ACLRRResults



15:17:05 15.07.2024

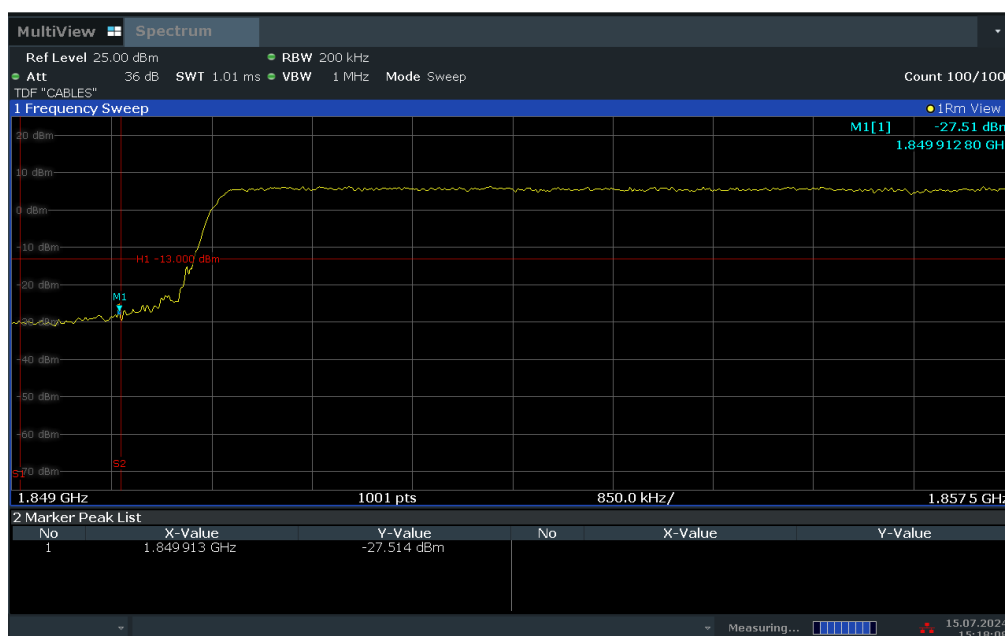
Plot 7-132. Extended Upper Band Edge Plot (LTE Band 2 – 10MHz QPSK – Full RB Configuration)

FCC ID: BCGA3269	 <b>PART 24 MEASUREMENT REPORT</b>		Approved by: Technical Manager
Test Report S/N: 1C2410210075-08.BCG	Test Dates: 7/1/2024 - 12/26/2024	EUT Type: Tablet Device	Page 86 of 219

V2.2 09/07/2023

Unless otherwise specified, no part of this report may be reproduced or utilized in any part, form or by any means, electronic or mechanical, including photocopying and microfilm, without permission in writing from Element Materials Technology. If you have any questions about this or have an enquiry about obtaining additional rights to this report or assembly of contents thereof, please contact [ct.info@element.com](mailto:ct.info@element.com).

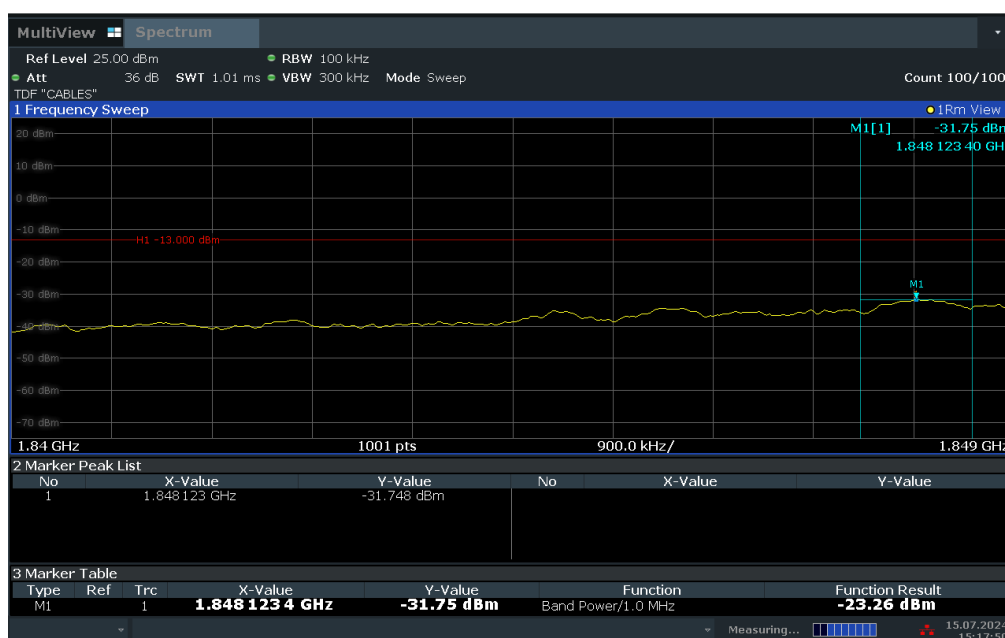
# ACLRRResults



15:18:08 15.07.2024


Plot 7-133. Lower Band Edge Plot (LTE Band 2 – 15MHz QPSK – Full RB Configuration)

# ACLRRResults



15:17:50 15.07.2024

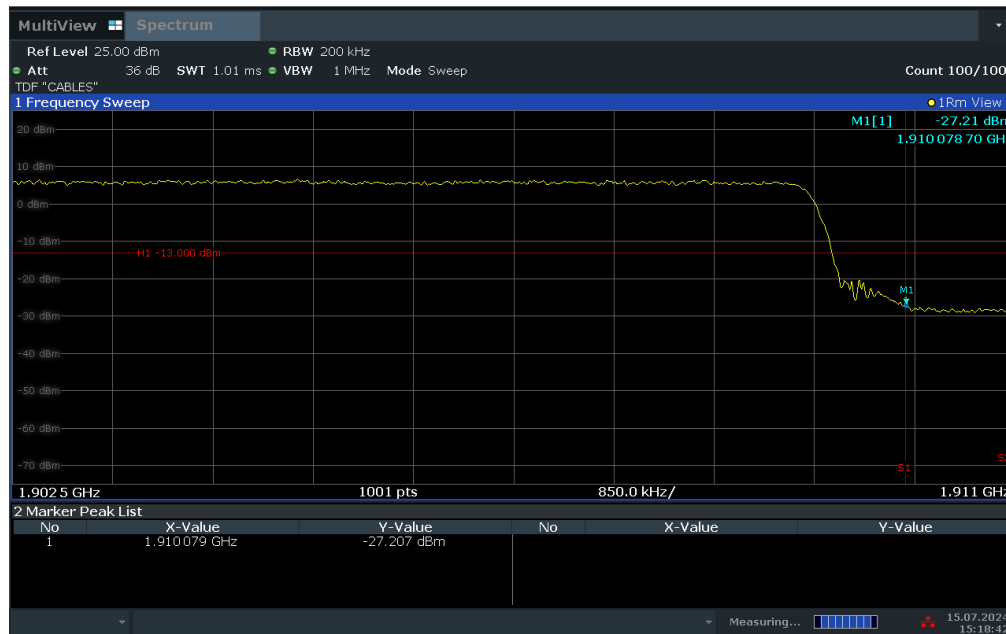
Plot 7-134. Extended Lower Band Edge Plot (LTE Band 2 – 15MHz QPSK – Full RB Configuration)

FCC ID: BCGA3269	 PART 24 MEASUREMENT REPORT		Approved by: Technical Manager
Test Report S/N: 1C2410210075-08.BCG	Test Dates: 7/1/2024 - 12/26/2024	EUT Type: Tablet Device	Page 87 of 219

V2.2 09/07/2023

Unless otherwise specified, no part of this report may be reproduced or utilized in any part, form or by any means, electronic or mechanical, including photocopying and microfilm, without permission in writing from Element Materials Technology. If you have any questions about this or have an enquiry about obtaining additional rights to this report or assembly of contents thereof, please contact [ct.info@element.com](mailto:ct.info@element.com).

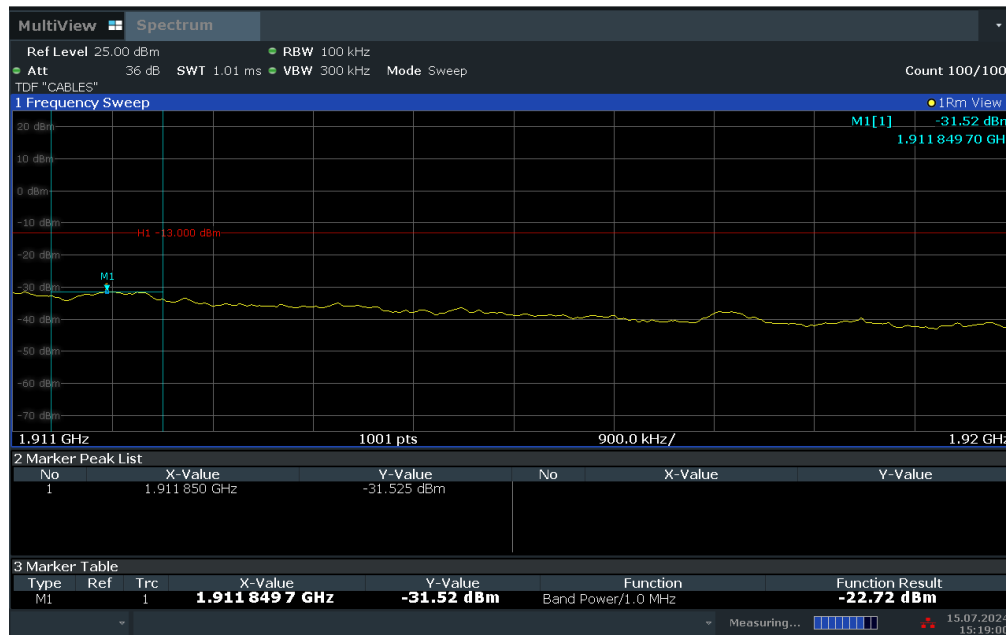
# ACLRRResults



15:18:42 15.07.2024


Plot 7-135. Upper Band Edge Plot (LTE Band 2 – 15MHz QPSK – Full RB Configuration)

# ACLRRResults



15:19:00 15.07.2024

Plot 7-136. Extended Upper Band Edge Plot (LTE Band 2 – 15MHz QPSK – Full RB Configuration)

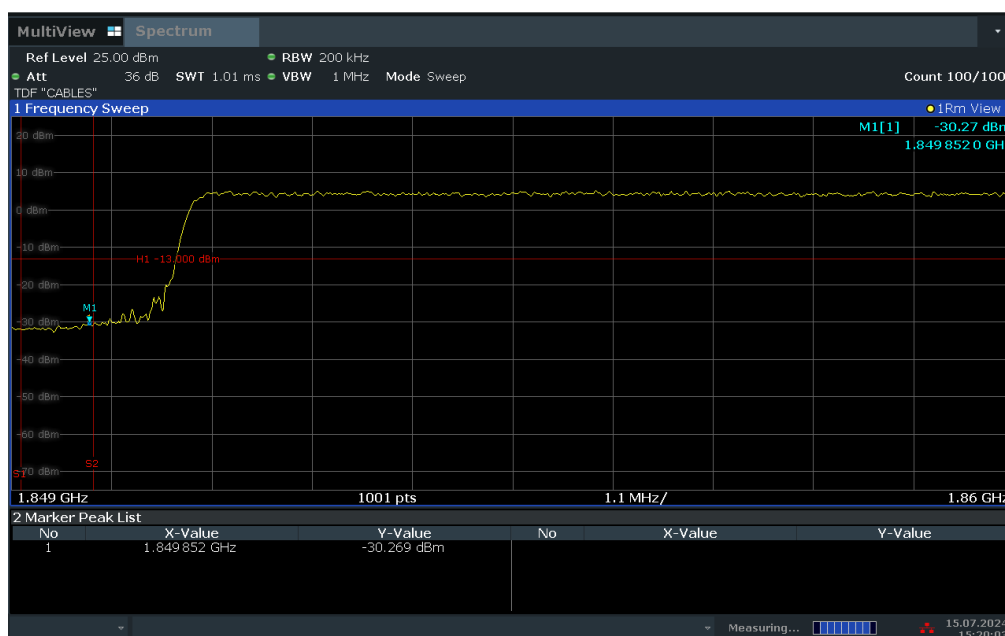
FCC ID: BCGA3269	 <b>PART 24 MEASUREMENT REPORT</b>		Approved by: Technical Manager
Test Report S/N: 1C2410210075-08.BCG	Test Dates: 7/1/2024 - 12/26/2024	EUT Type: Tablet Device	Page 88 of 219

V2.2 09/07/2023

Unless otherwise specified, no part of this report may be reproduced or utilized in any part, form or by any means, electronic or mechanical, including photocopying and microfilm, without permission in writing from Element Materials Technology. If you have any questions about this or have an enquiry about obtaining additional rights to this report or assembly of contents thereof, please contact [ct.info@element.com](mailto:ct.info@element.com).



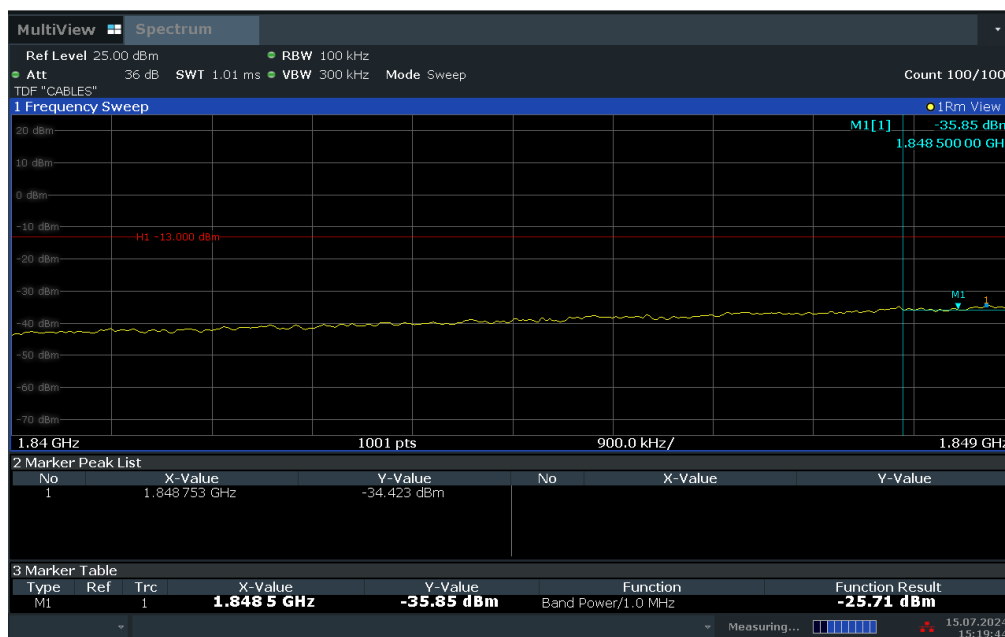
# ACLRRResults



15:20:04 15.07.2024


Plot 7-137. Lower Band Edge Plot (LTE Band 2 – 20MHz QPSK – Full RB Configuration)

# ACLRRResults



15:19:45 15.07.2024

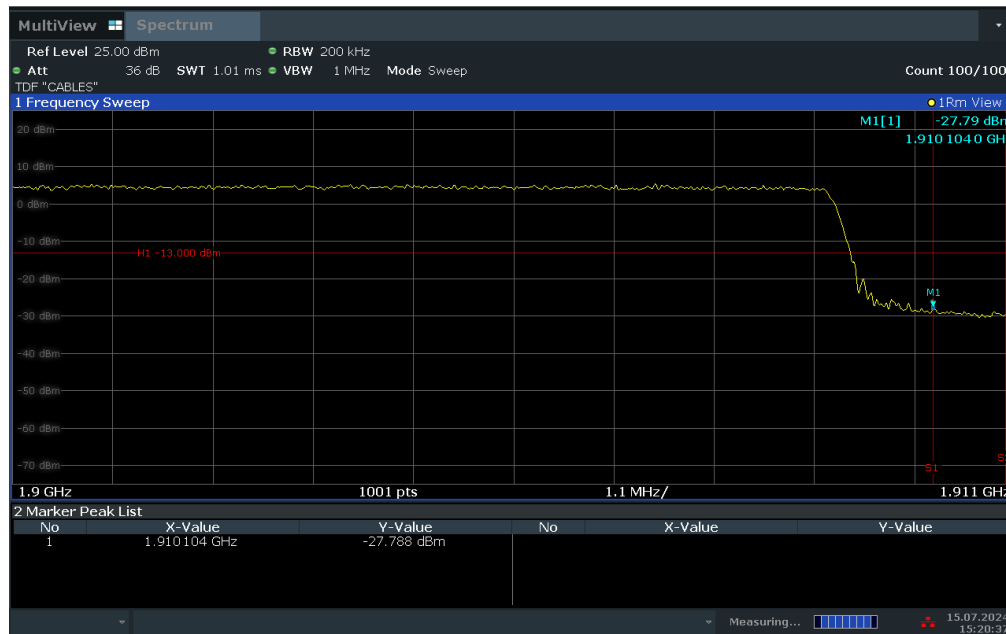
Plot 7-138. Extended Lower Band Edge Plot (LTE Band 2 – 20MHz QPSK – Full RB Configuration)

FCC ID: BCGA3269	 <b>PART 24 MEASUREMENT REPORT</b>		Approved by: Technical Manager
Test Report S/N: 1C2410210075-08.BCG	Test Dates: 7/1/2024 - 12/26/2024	EUT Type: Tablet Device	Page 89 of 219

V2.2 09/07/2023

Unless otherwise specified, no part of this report may be reproduced or utilized in any part, form or by any means, electronic or mechanical, including photocopying and microfilm, without permission in writing from Element Materials Technology. If you have any questions about this or have an enquiry about obtaining additional rights to this report or assembly of contents thereof, please contact [ct.info@element.com](mailto:ct.info@element.com).

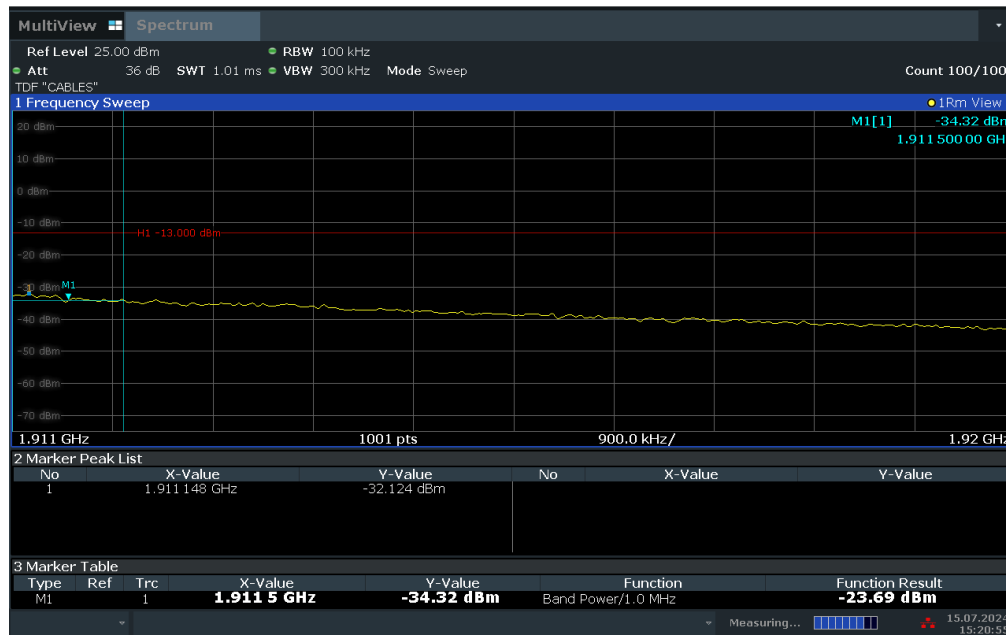
# ACLRRResults



15:20:37 15.07.2024


Plot 7-139. Upper Band Edge Plot (LTE Band 2 – 20MHz QPSK – Full RB Configuration)

# ACLRRResults



15:20:56 15.07.2024

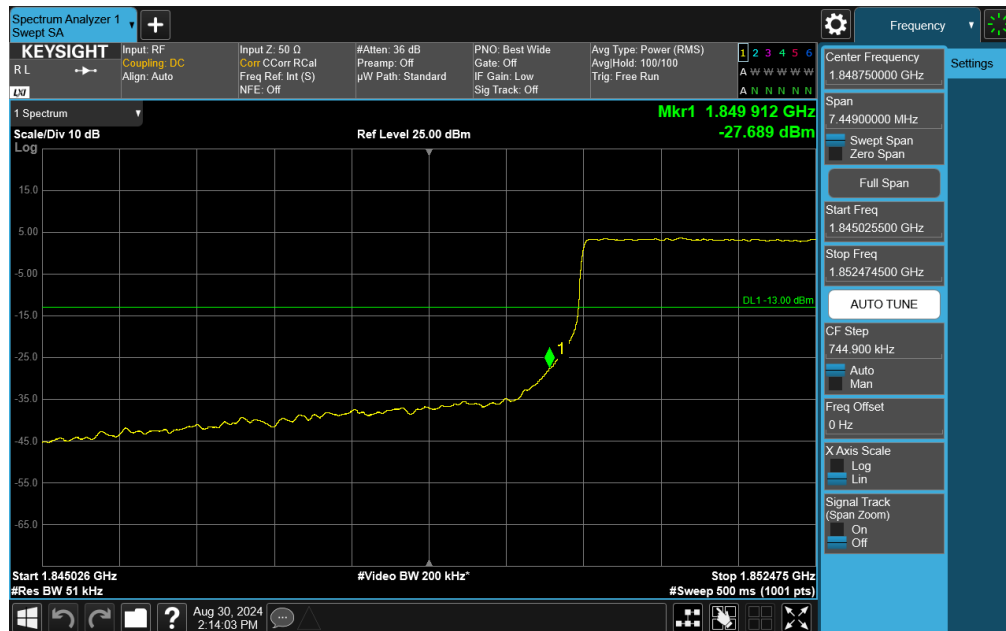
Plot 7-140. Extended Upper Band Edge Plot (LTE Band 2 – 20MHz QPSK – Full RB Configuration)

FCC ID: BCGA3269	 <b>PART 24 MEASUREMENT REPORT</b>			Approved by: Technical Manager
Test Report S/N: 1C2410210075-08.BCG	Test Dates: 7/1/2024 - 12/26/2024	EUT Type: Tablet Device		Page 90 of 219

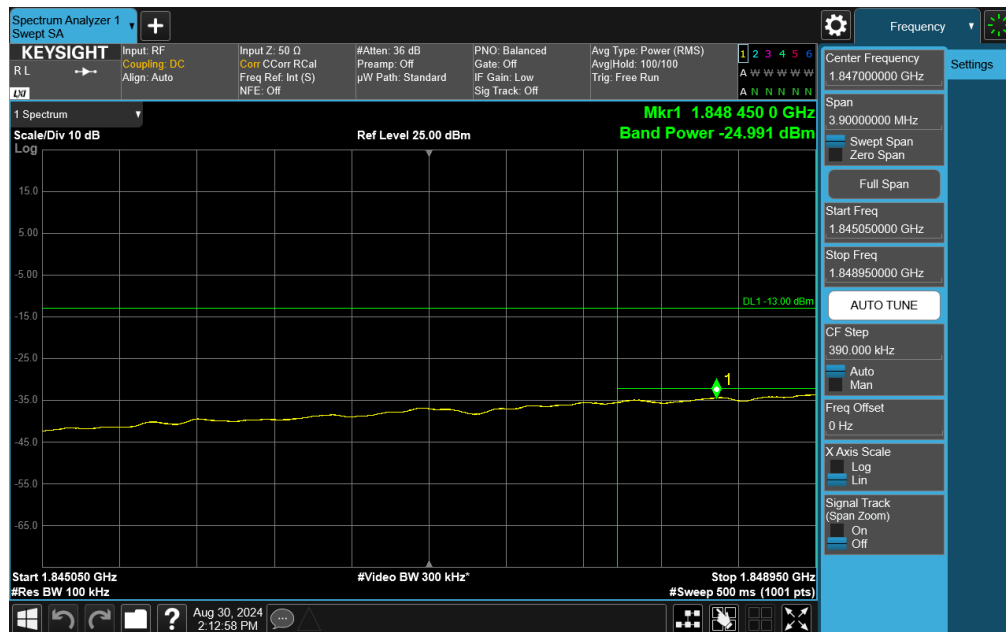
V2.2 09/07/2023

Unless otherwise specified, no part of this report may be reproduced or utilized in any part, form or by any means, electronic or mechanical, including photocopying and microfilm, without permission in writing from Element Materials Technology. If you have any questions about this or have an enquiry about obtaining additional rights to this report or assembly of contents thereof, please contact [ct.info@element.com](mailto:ct.info@element.com).


## NR Band n25



Plot 7-141. Lower Band Edge Plot (NR Band n25 – 5MHz CP-OFDM QPSK – Full RB Configuration)

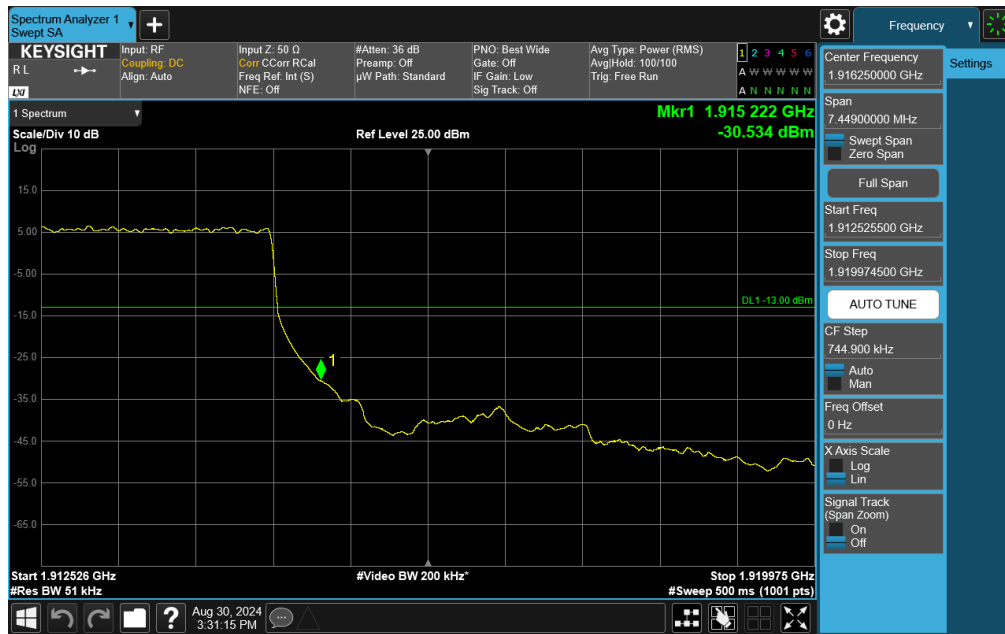


Plot 7-142. Extended Lower Band Edge Plot (NR Band n25 – 5MHz CP-OFDM QPSK – Full RB Configuration)

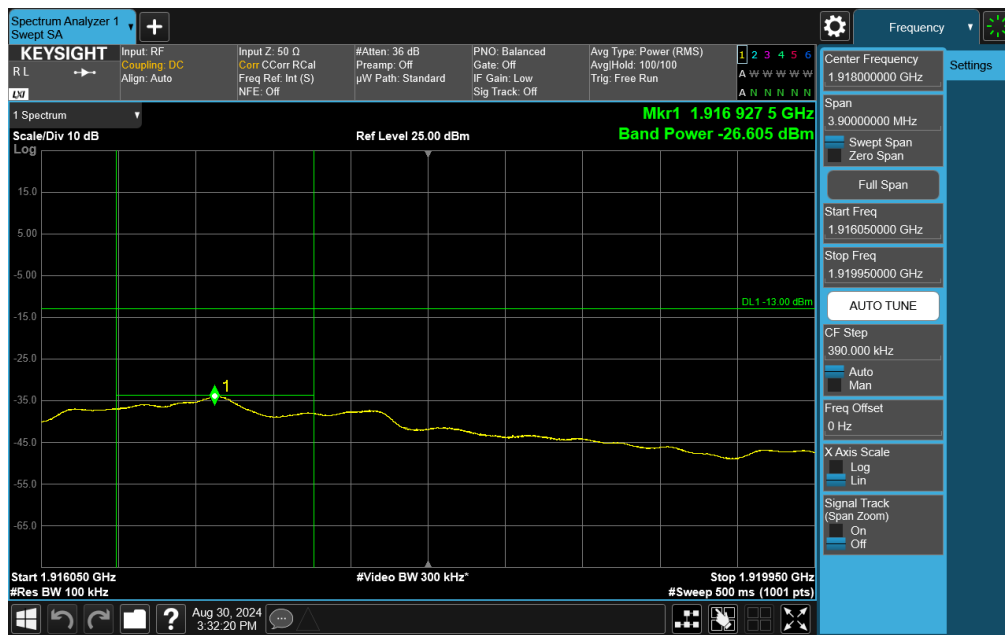
FCC ID: BCGA3269		PART 24 MEASUREMENT REPORT	Approved by: Technical Manager
Test Report S/N: 1C2410210075-08.BCG	Test Dates: 7/1/2024 - 12/26/2024	EUT Type: Tablet Device	Page 91 of 219

V2.2 09/07/2023


Unless otherwise specified, no part of this report may be reproduced or utilized in any part, form or by any means, electronic or mechanical, including photocopying and microfilm, without permission in writing from Element Materials Technology. If you have any questions about this or have an enquiry about obtaining additional rights to this report or assembly of contents thereof, please contact [ct.info@element.com](mailto:ct.info@element.com).



Plot 7-143. Upper Band Edge Plot (NR Band n25 – 5MHz DFT-s-OFDM  $\pi/2$  BPSK – Full RB Configuration)

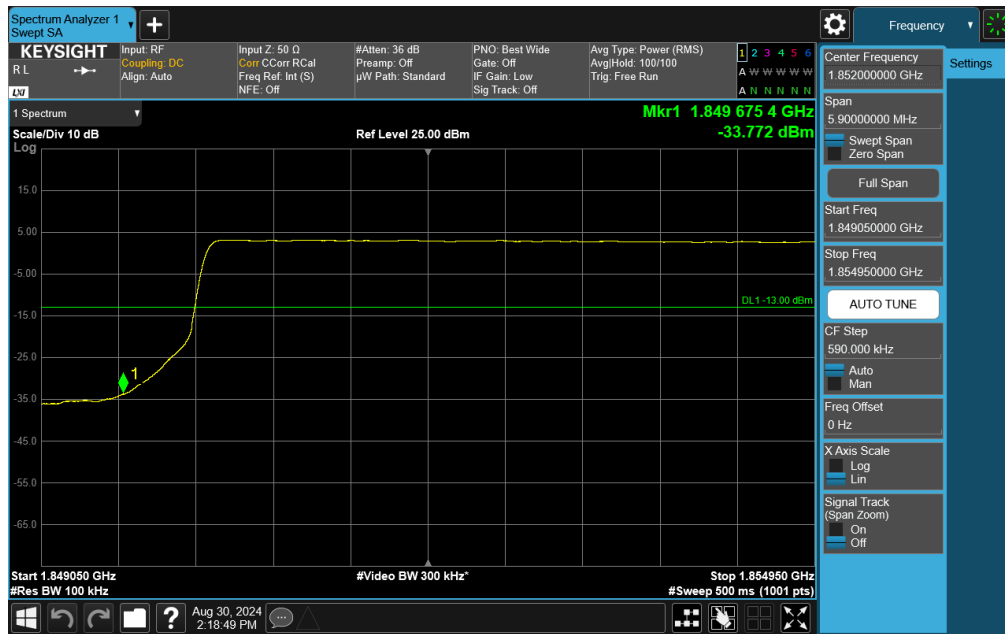


Plot 7-144. Extended Upper Band Edge Plot (NR Band n25 – 5MHz DFT-s-OFDM  $\pi/2$  BPSK – Full RB Configuration)

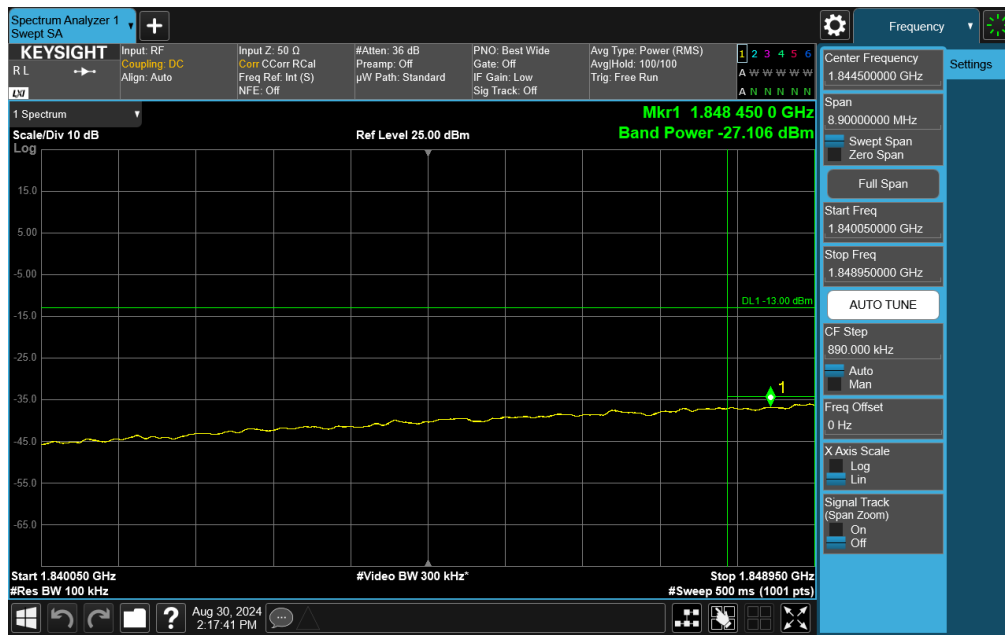
FCC ID: BCGA3269	 PART 24 MEASUREMENT REPORT	Approved by: Technical Manager
Test Report S/N: 1C2410210075-08.BCG	Test Dates: 7/1/2024 - 12/26/2024	EUT Type: Tablet Device
		Page 92 of 219

V2.2 09/07/2023


Unless otherwise specified, no part of this report may be reproduced or utilized in any part, form or by any means, electronic or mechanical, including photocopying and microfilm, without permission in writing from Element Materials Technology. If you have any questions about this or have an enquiry about obtaining additional rights to this report or assembly of contents thereof, please contact [ct.info@element.com](mailto:ct.info@element.com).



Plot 7-145. Lower Band Edge Plot (NR Band n25 – 10MHz CP-OFDM QPSK – Full RB Configuration)

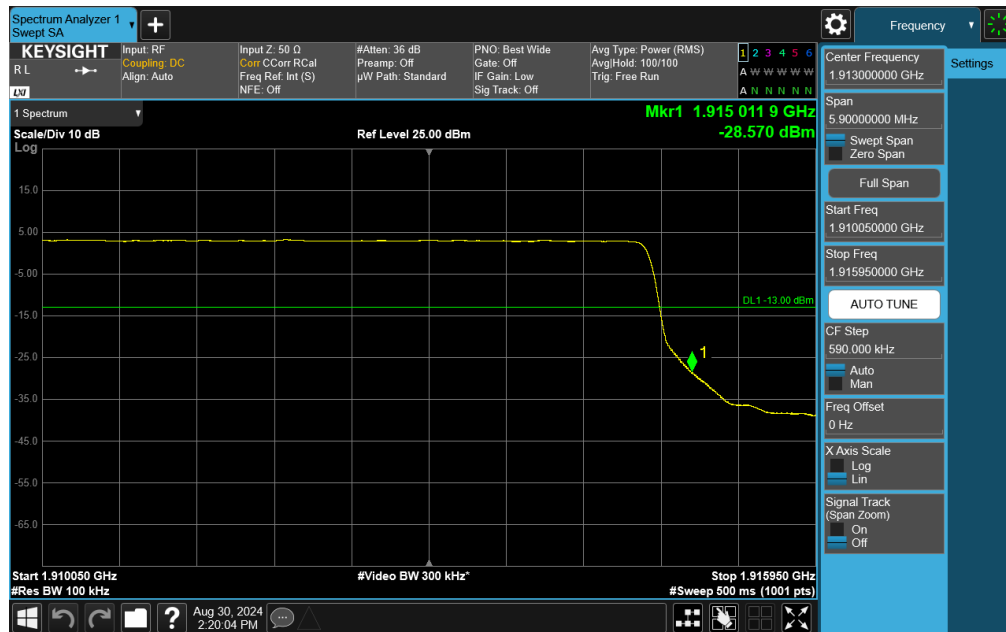


Plot 7-146. Extended Lower Band Edge Plot (NR Band n25 – 10MHz CP-OFDM QPSK – Full RB Configuration)

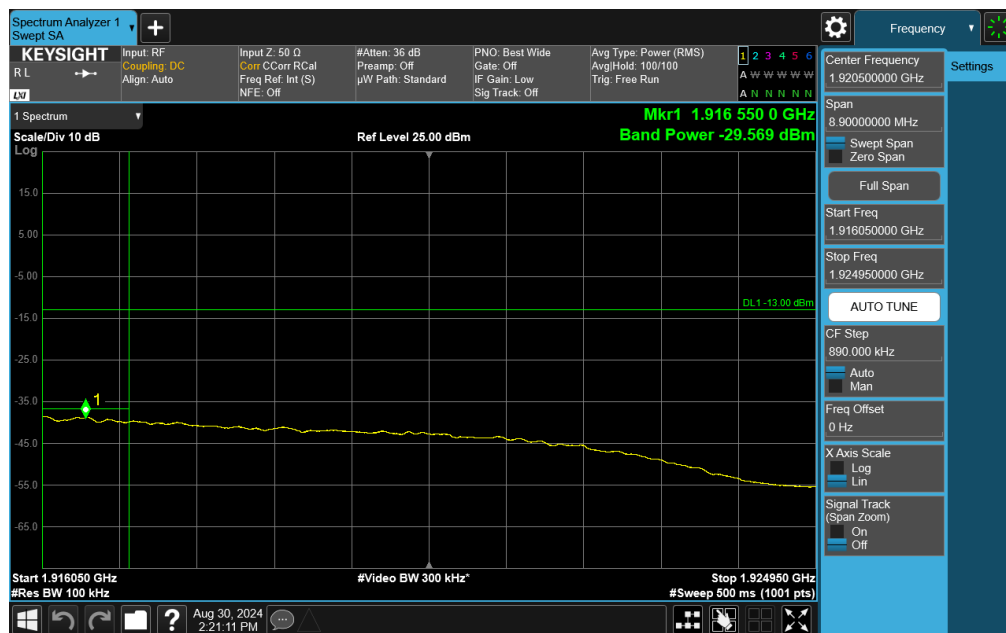
FCC ID: BCGA3269	 PART 24 MEASUREMENT REPORT	Approved by: Technical Manager
Test Report S/N: 1C2410210075-08.BCG	Test Dates: 7/1/2024 - 12/26/2024	EUT Type: Tablet Device
		Page 93 of 219

V2.2 09/07/2023


Unless otherwise specified, no part of this report may be reproduced or utilized in any part, form or by any means, electronic or mechanical, including photocopying and microfilm, without permission in writing from Element Materials Technology. If you have any questions about this or have an enquiry about obtaining additional rights to this report or assembly of contents thereof, please contact [ct.info@element.com](mailto:ct.info@element.com).



Plot 7-147. Upper Band Edge Plot (NR Band n25 – 10MHz CP-OFDM QPSK – Full RB Configuration)

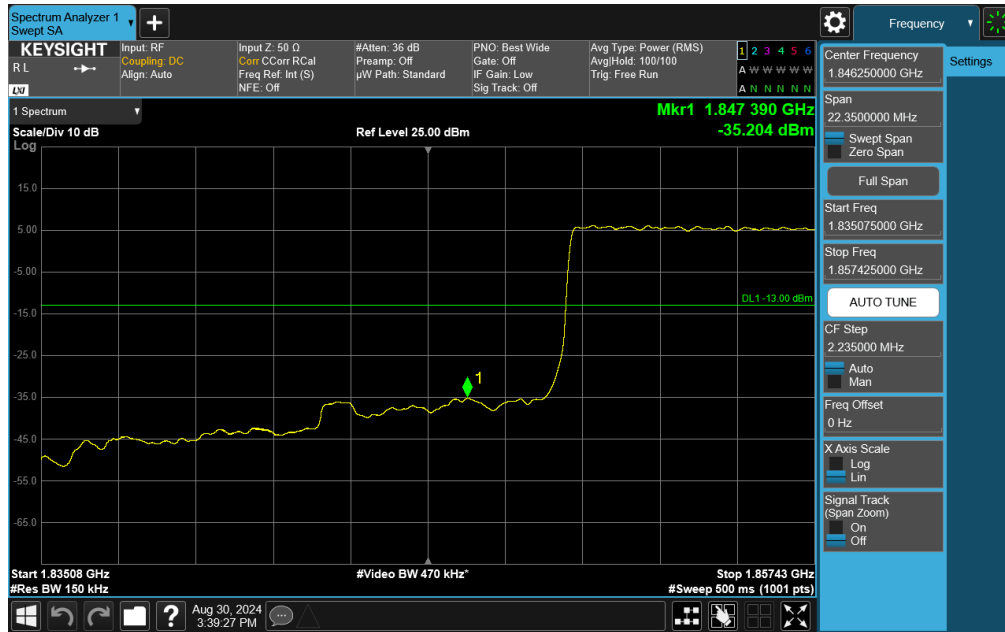


Plot 7-148. Extended Upper Band Edge Plot (NR Band n25 – 10MHz CP-OFDM QPSK – Full RB Configuration)

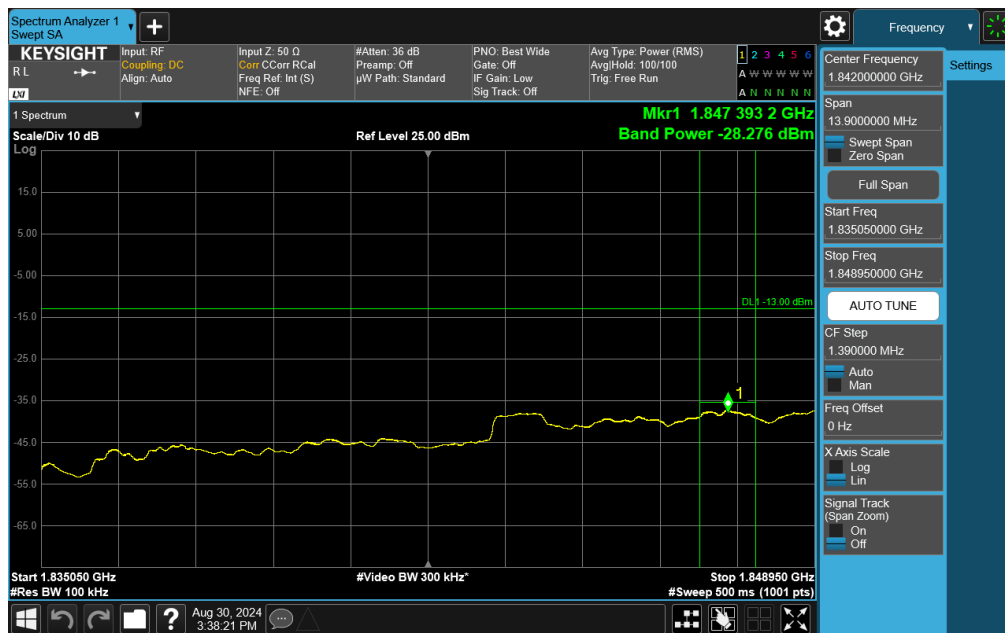
FCC ID: BCGA3269	 PART 24 MEASUREMENT REPORT	Approved by: Technical Manager
Test Report S/N: 1C2410210075-08.BCG	Test Dates: 7/1/2024 - 12/26/2024	EUT Type: Tablet Device
		Page 94 of 219

V2.2 09/07/2023


Unless otherwise specified, no part of this report may be reproduced or utilized in any part, form or by any means, electronic or mechanical, including photocopying and microfilm, without permission in writing from Element Materials Technology. If you have any questions about this or have an enquiry about obtaining additional rights to this report or assembly of contents thereof, please contact [ct.info@element.com](mailto:ct.info@element.com).



Plot 7-149. Lower Band Edge Plot (NR Band n25 – 15MHz DFT-s-OFDM  $\pi/2$  BPSK – Full RB Configuration)

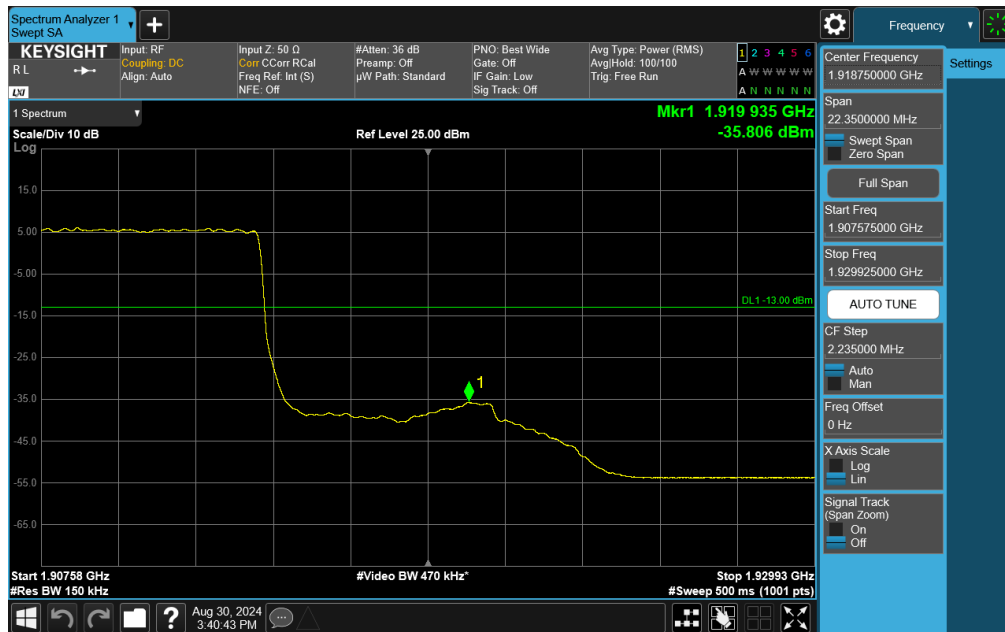


Plot 7-150. Extended Lower Band Edge Plot (NR Band n25 – 15MHz DFT-s-OFDM  $\pi/2$  BPSK – Full RB Configuration)

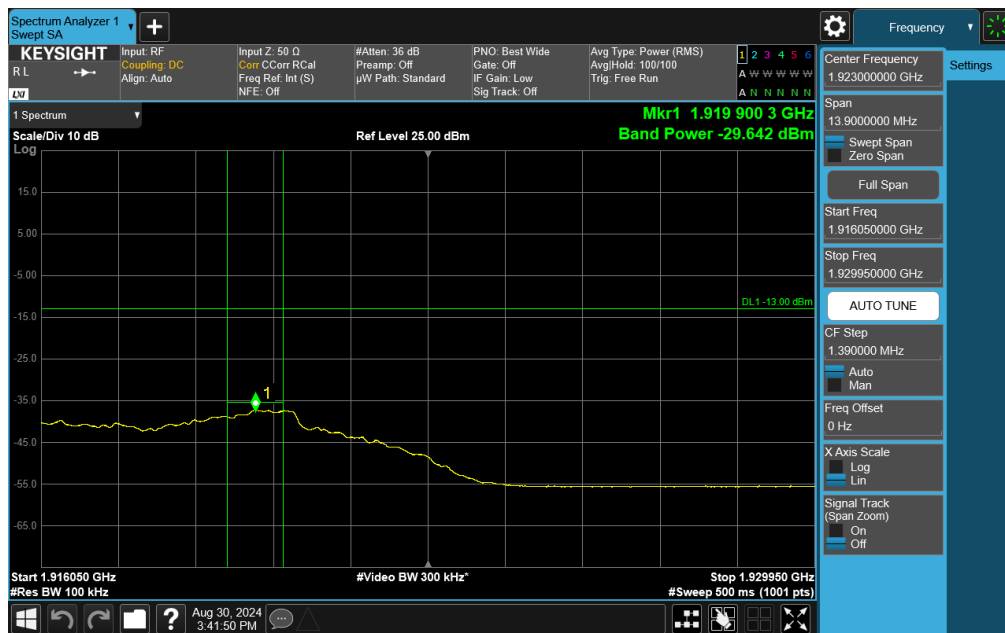
FCC ID: BCGA3269	 PART 24 MEASUREMENT REPORT	Approved by: Technical Manager
Test Report S/N: 1C2410210075-08.BCG	Test Dates: 7/1/2024 - 12/26/2024	EUT Type: Tablet Device
		Page 95 of 219

V2.2 09/07/2023


Unless otherwise specified, no part of this report may be reproduced or utilized in any part, form or by any means, electronic or mechanical, including photocopying and microfilm, without permission in writing from Element Materials Technology. If you have any questions about this or have an enquiry about obtaining additional rights to this report or assembly of contents thereof, please contact [ct.info@element.com](mailto:ct.info@element.com).



Plot 7-151. Upper Band Edge Plot (NR Band n25 – 15MHz DFT-s-OFDM  $\pi/2$  BPSK – Full RB Configuration)



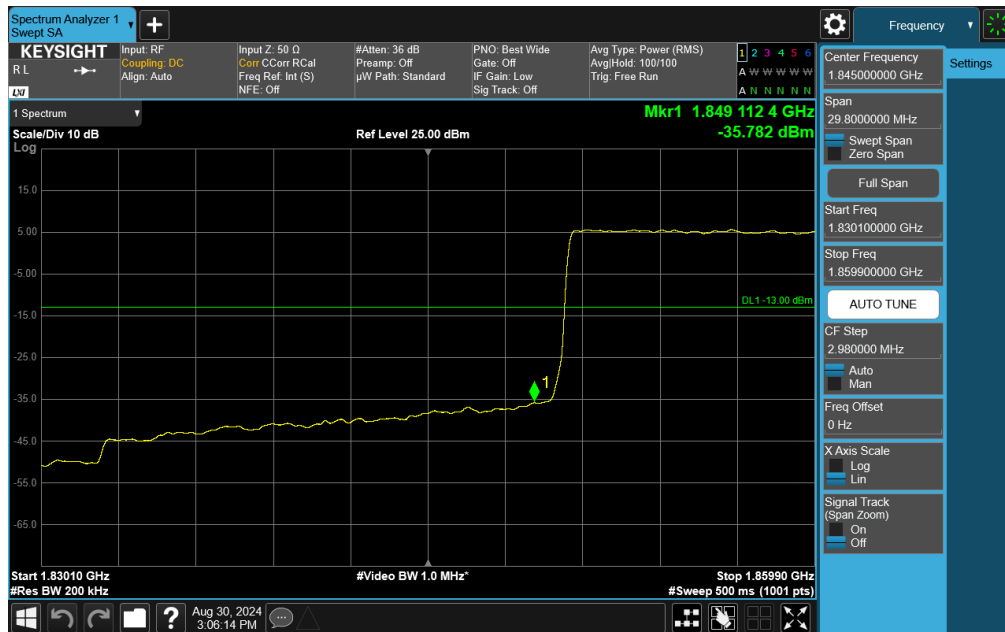
Plot 7-152. Extended Upper Band Edge Plot (NR Band n25 – 15MHz DFT-s-OFDM  $\pi/2$  BPSK – Full RB Configuration)

FCC ID: BCGA3269	 PART 24 MEASUREMENT REPORT	Approved by: Technical Manager
Test Report S/N: 1C2410210075-08.BCG	Test Dates: 7/1/2024 - 12/26/2024	EUT Type: Tablet Device
		Page 96 of 219

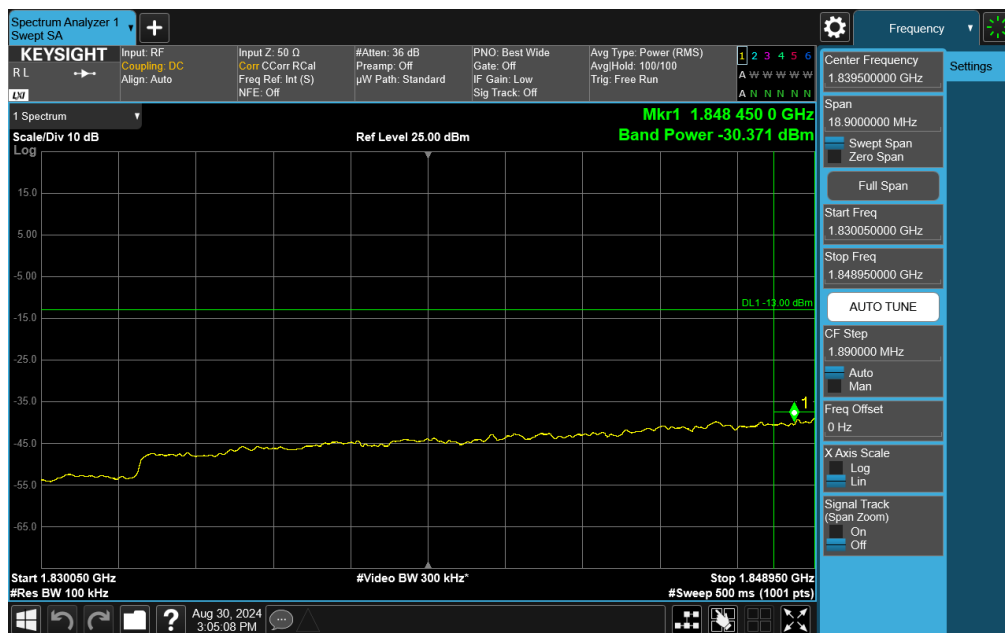
V2.2 09/07/2023

Unless otherwise specified, no part of this report may be reproduced or utilized in any part, form or by any means, electronic or mechanical, including photocopying and microfilm, without permission in writing from Element Materials Technology. If you have any questions about this or have an enquiry about obtaining additional rights to this report or assembly of contents thereof, please contact [ct.info@element.com](mailto:ct.info@element.com).






Plot 7-153. Lower Band Edge Plot (NR Band n25 – 20MHz DFT-s-OFDM QPSK – Full RB Configuration)

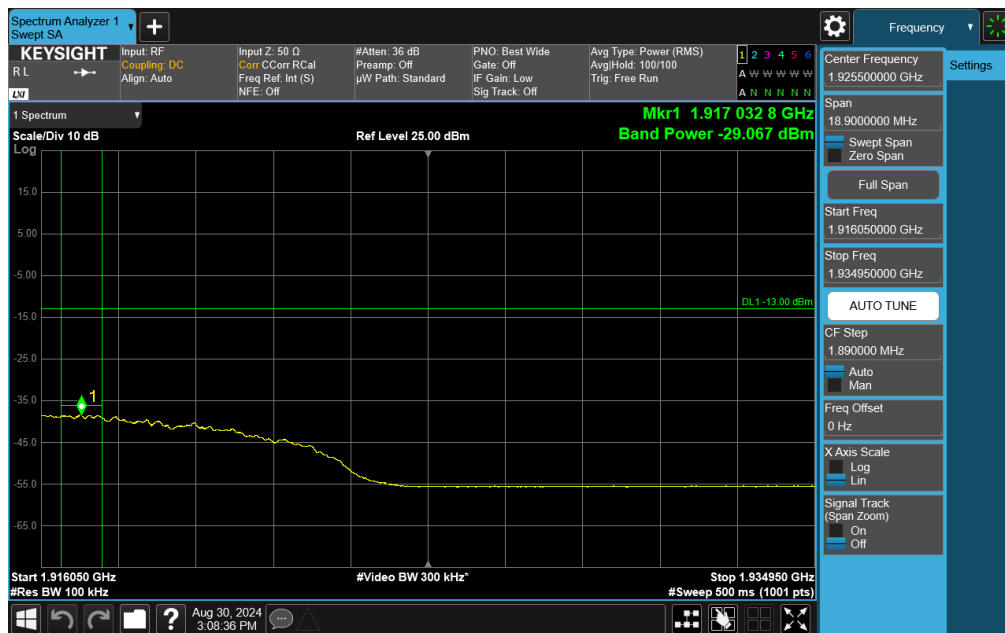
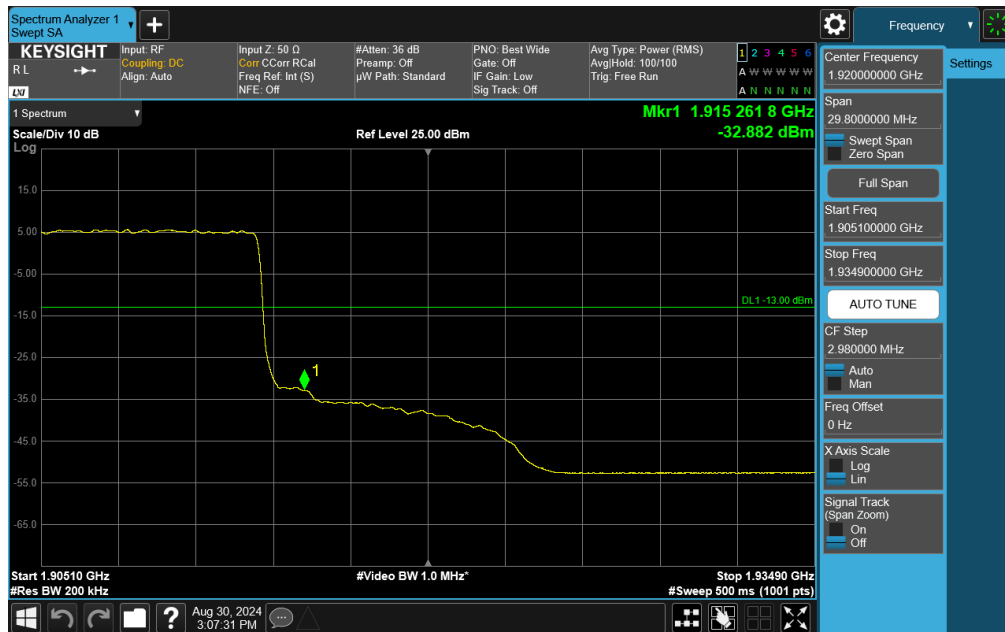



Plot 7-154. Extended Lower Band Edge Plot (NR Band n25 – 20MHz DFT-s-OFDM QPSK – Full RB Configuration)

FCC ID: BCGA3269	 PART 24 MEASUREMENT REPORT	Approved by: Technical Manager
Test Report S/N: 1C2410210075-08.BCG	Test Dates: 7/1/2024 - 12/26/2024	EUT Type: Tablet Device
		Page 97 of 219

V2.2 09/07/2023

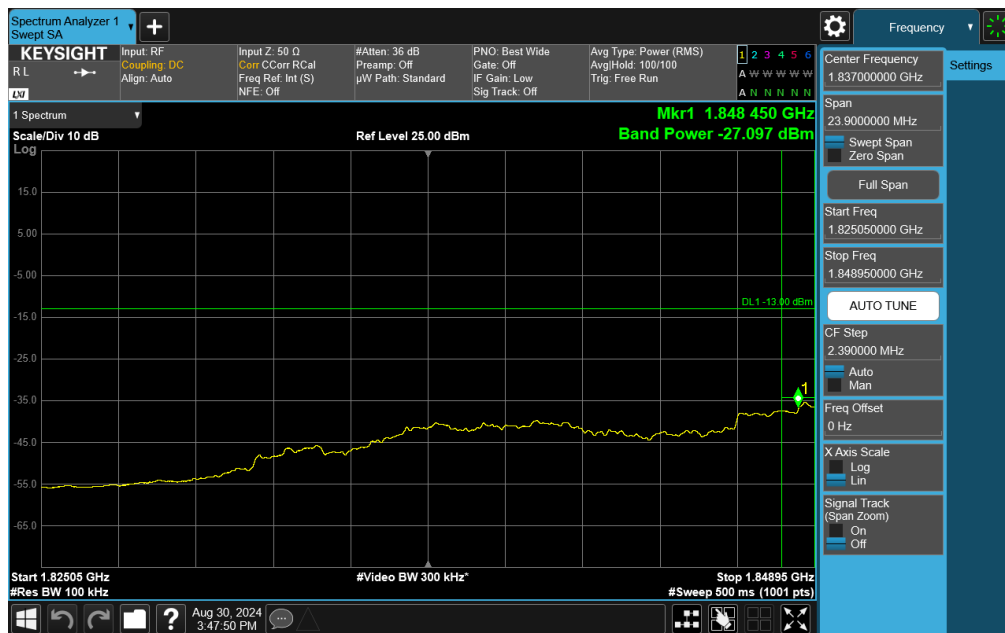
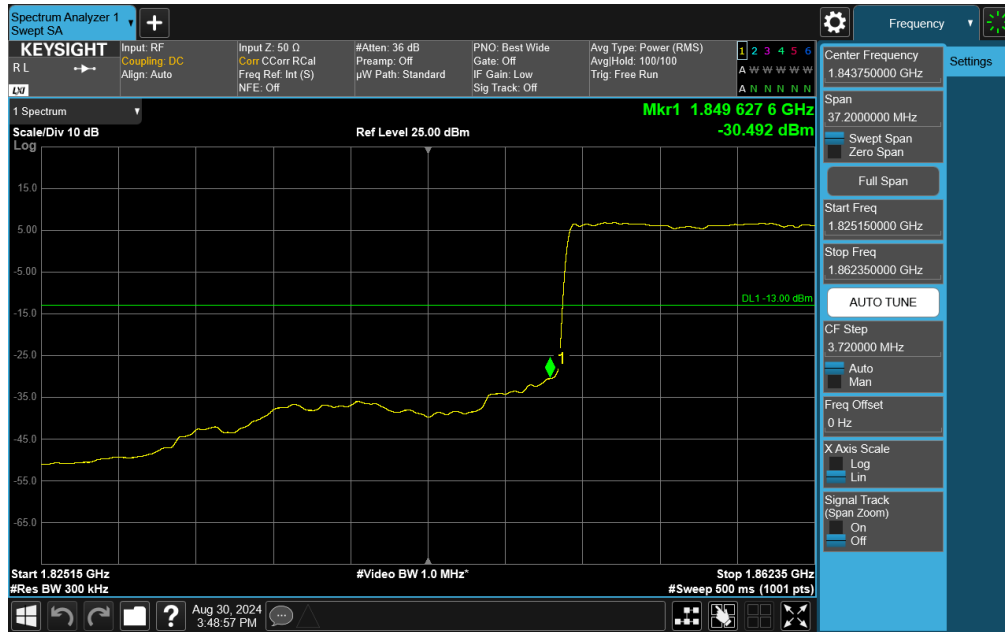
Unless otherwise specified, no part of this report may be reproduced or utilized in any part, form or by any means, electronic or mechanical, including photocopying and microfilm, without permission in writing from Element Materials Technology. If you have any questions about this or have an enquiry about obtaining additional rights to this report or assembly of contents thereof, please contact [ct.info@element.com](mailto:ct.info@element.com).




FCC ID: BCGA3269	 PART 24 MEASUREMENT REPORT	Approved by: Technical Manager
Test Report S/N: 1C2410210075-08.BCG	Test Dates: 7/1/2024 - 12/26/2024	EUT Type: Tablet Device
		Page 98 of 219

V2.2 09/07/2023

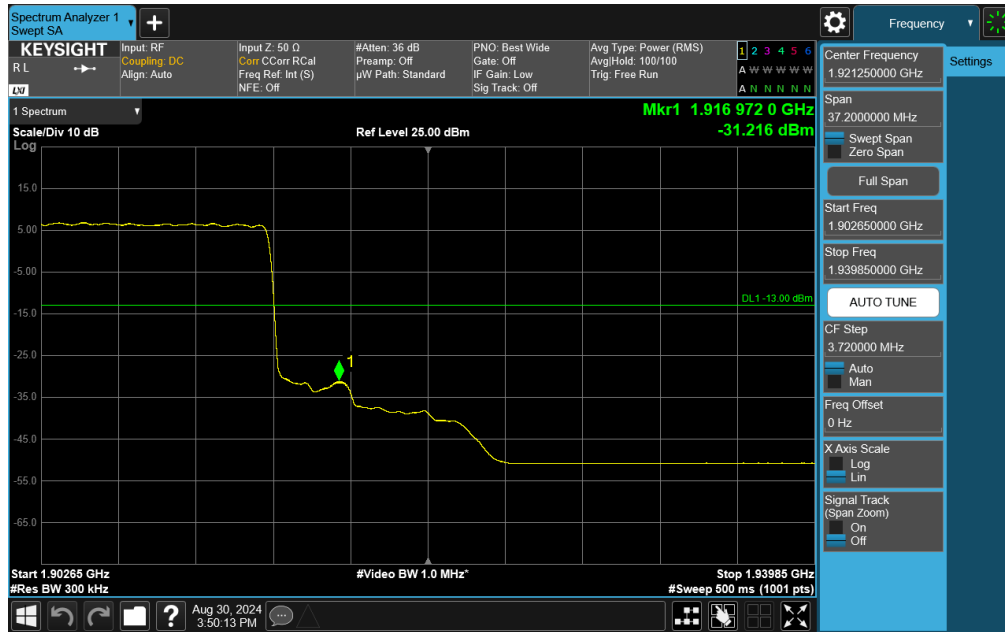
Unless otherwise specified, no part of this report may be reproduced or utilized in any part, form or by any means, electronic or mechanical, including photocopying and microfilm, without permission in writing from Element Materials Technology. If you have any questions about this or have an enquiry about obtaining additional rights to this report or assembly of contents thereof, please contact [ct.info@element.com](mailto:ct.info@element.com).



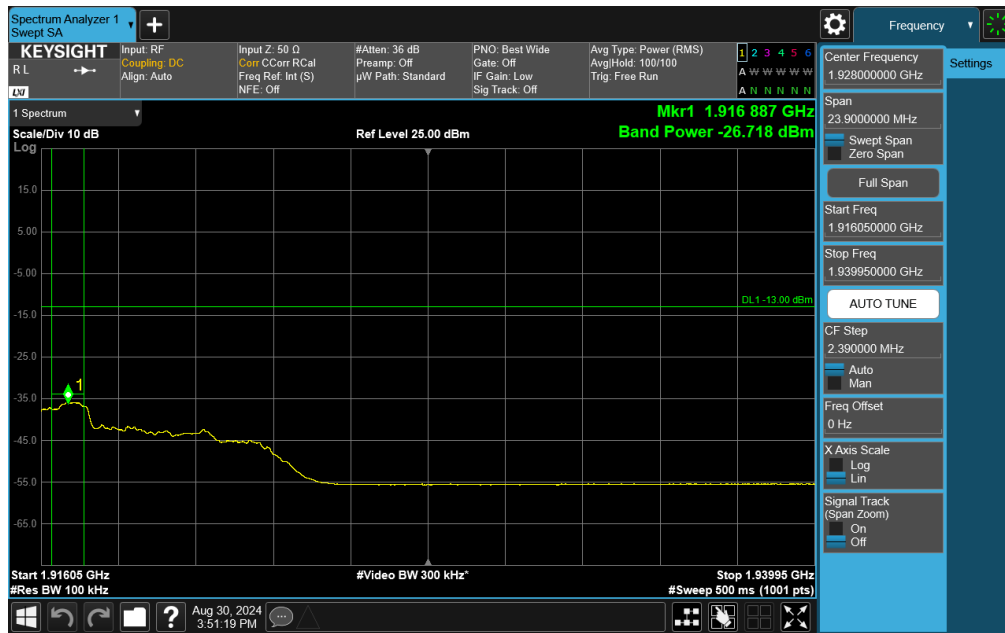
FCC ID: BCGA3269	 PART 24 MEASUREMENT REPORT	Approved by: Technical Manager
Test Report S/N: 1C2410210075-08.BCG	Test Dates: 7/1/2024 - 12/26/2024	EUT Type: Tablet Device
		Page 99 of 219

V2.2 09/07/2023

Unless otherwise specified, no part of this report may be reproduced or utilized in any part, form or by any means, electronic or mechanical, including photocopying and microfilm, without permission in writing from Element Materials Technology. If you have any questions about this or have an enquiry about obtaining additional rights to this report or assembly of contents thereof, please contact [ct.info@element.com](mailto:ct.info@element.com).



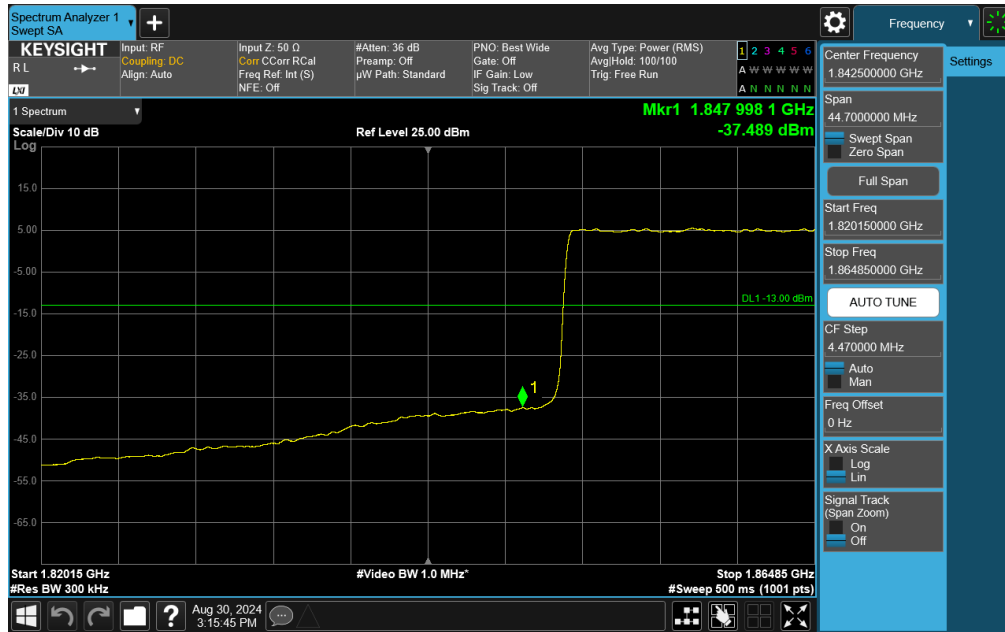
Plot 7-159. Upper Band Edge Plot (NR Band n25 – 25MHz DFT-s-OFDM  $\pi/2$  BPSK – Full RB Configuration)



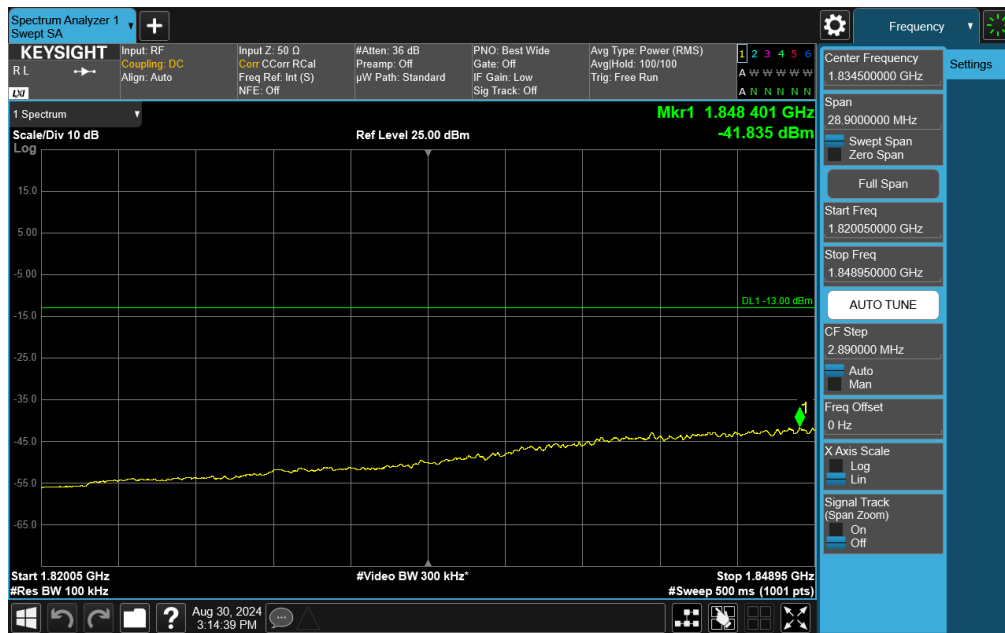
Plot 7-160. Extended Upper Band Edge Plot (NR Band n25 – 25MHz DFT-s-OFDM  $\pi/2$  BPSK – Full RB Configuration)

FCC ID: BCGA3269	element	PART 24 MEASUREMENT REPORT	Approved by: Technical Manager
Test Report S/N: 1C2410210075-08.BCG	Test Dates: 7/1/2024 - 12/26/2024	EUT Type: Tablet Device	Page 100 of 219


V2.2 09/07/2023



Plot 7-161. Lower Band Edge Plot (NR Band n25 – 30MHz DFT-s-OFDM QPSK – Full RB Configuration)

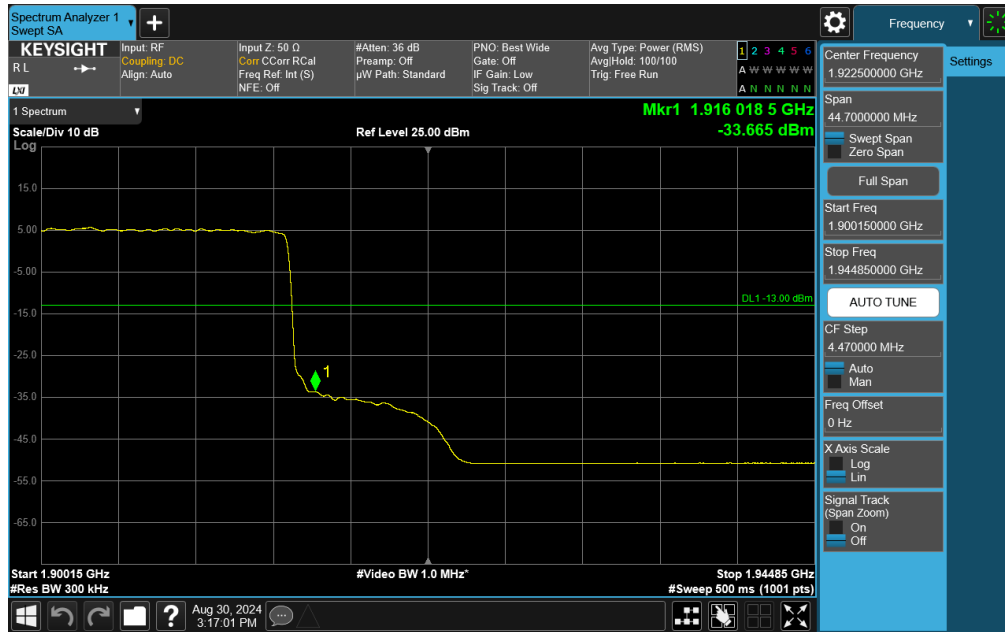


Plot 7-162. Extended Lower Band Edge Plot (NR Band n25 – 30MHz DFT-s-OFDM QPSK – Full RB Configuration)

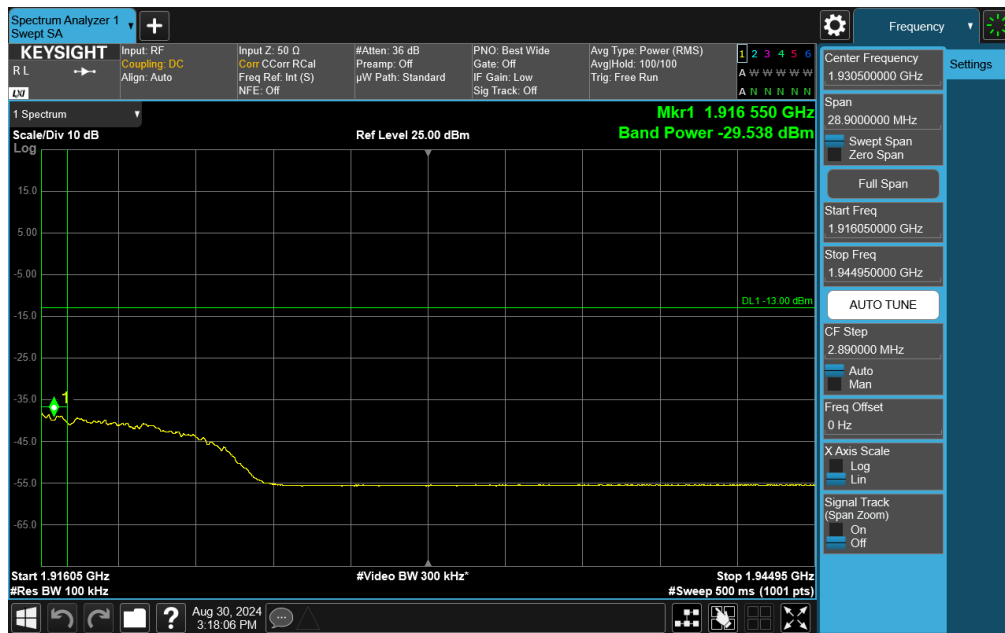
FCC ID: BCGA3269		PART 24 MEASUREMENT REPORT	Approved by: Technical Manager
Test Report S/N: 1C2410210075-08.BCG	Test Dates: 7/1/2024 - 12/26/2024	EUT Type: Tablet Device	Page 101 of 219

V2.2 09/07/2023


Unless otherwise specified, no part of this report may be reproduced or utilized in any part, form or by any means, electronic or mechanical, including photocopying and microfilm, without permission in writing from Element Materials Technology. If you have any questions about this or have an enquiry about obtaining additional rights to this report or assembly of contents thereof, please contact [ct.info@element.com](mailto:ct.info@element.com).



Plot 7-163. Upper Band Edge Plot (NR Band n25 – 30MHz DFT-s-OFDM QPSK – Full RB Configuration)

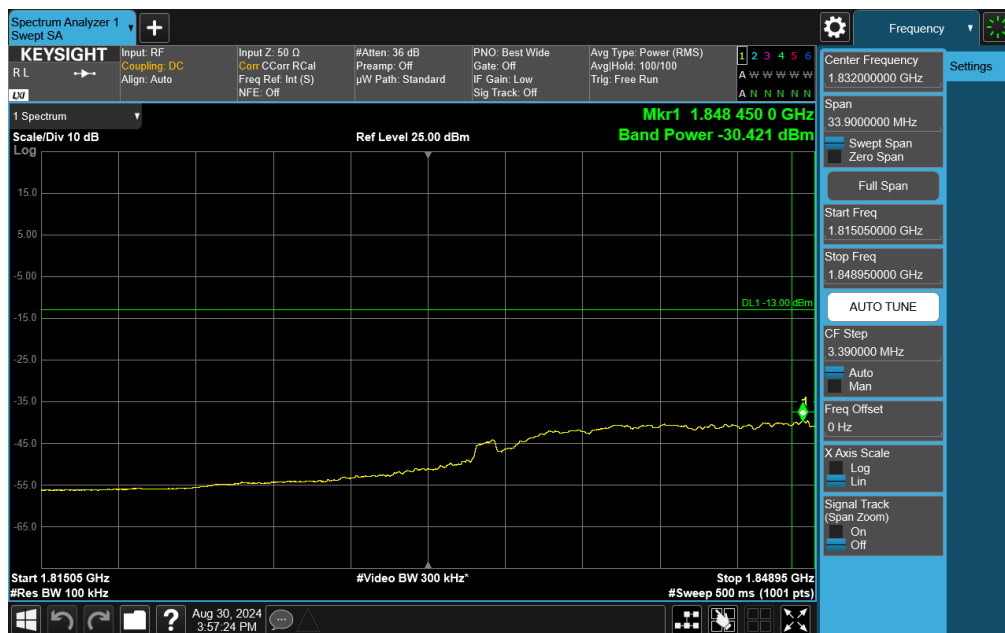
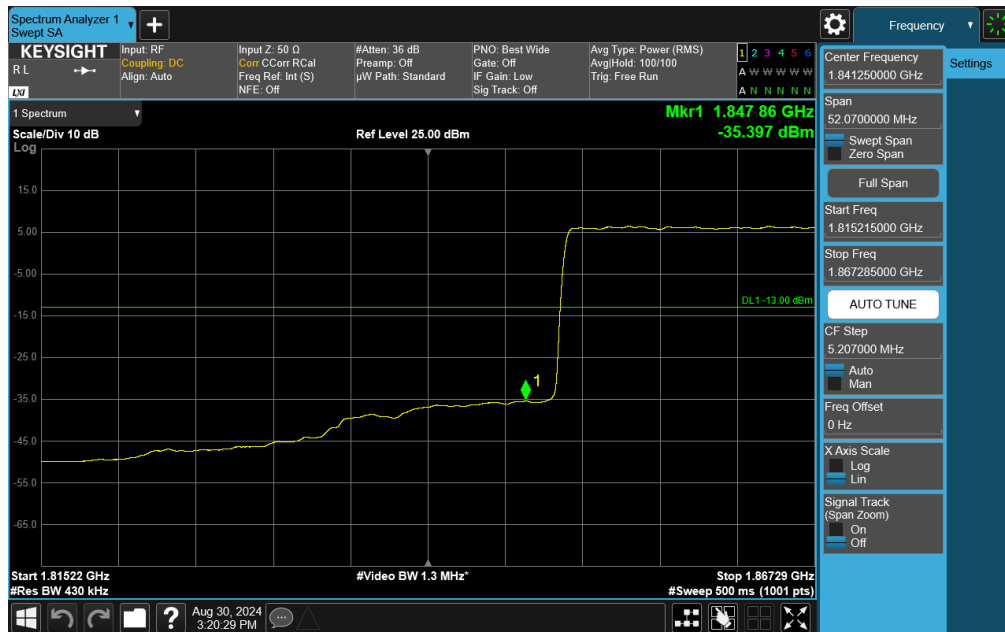



Plot 7-164. Extended Upper Band Edge Plot (NR Band n25 – 30MHz DFT-s-OFDM QPSK – Full RB Configuration)

FCC ID: BCGA3269	 PART 24 MEASUREMENT REPORT	Approved by: Technical Manager
Test Report S/N: 1C2410210075-08.BCG	Test Dates: 7/1/2024 - 12/26/2024	EUT Type: Tablet Device
		Page 102 of 219

V2.2 09/07/2023

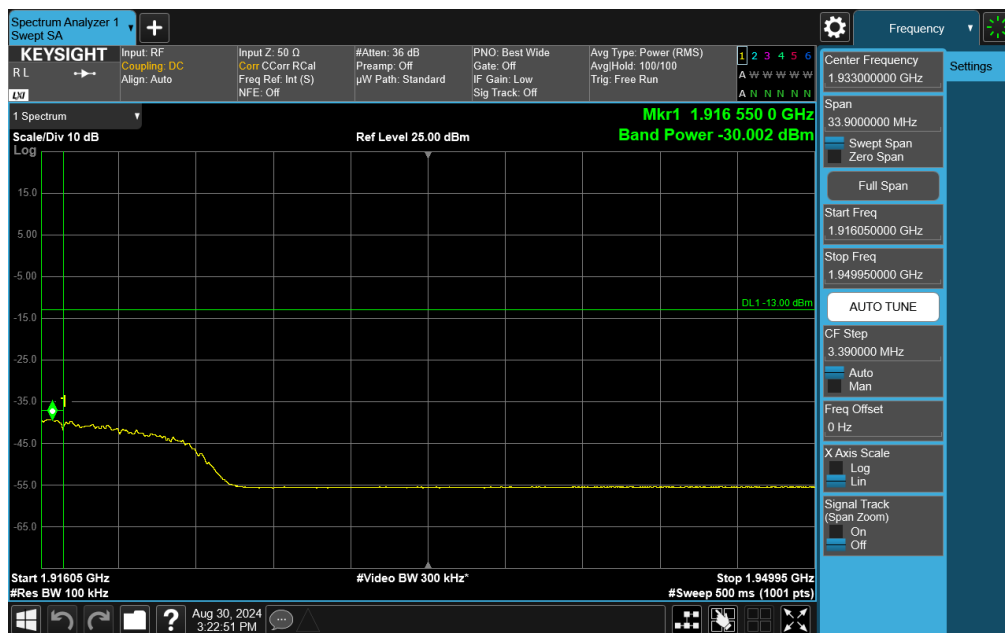
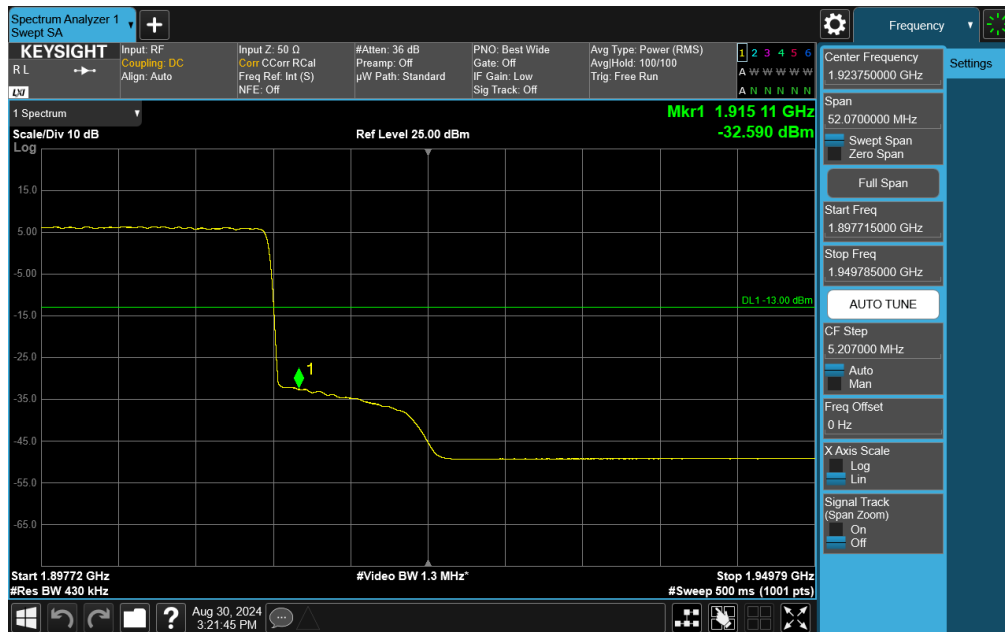
Unless otherwise specified, no part of this report may be reproduced or utilized in any part, form or by any means, electronic or mechanical, including photocopying and microfilm, without permission in writing from Element Materials Technology. If you have any questions about this or have an enquiry about obtaining additional rights to this report or assembly of contents thereof, please contact [ct.info@element.com](mailto:ct.info@element.com).




FCC ID: BCGA3269	 PART 24 MEASUREMENT REPORT	Approved by: Technical Manager
Test Report S/N: 1C2410210075-08.BCG	Test Dates: 7/1/2024 - 12/26/2024	EUT Type: Tablet Device
		Page 103 of 219

V2.2 09/07/2023

Unless otherwise specified, no part of this report may be reproduced or utilized in any part, form or by any means, electronic or mechanical, including photocopying and microfilm, without permission in writing from Element Materials Technology. If you have any questions about this or have an enquiry about obtaining additional rights to this report or assembly of contents thereof, please contact [ct.info@element.com](mailto:ct.info@element.com).

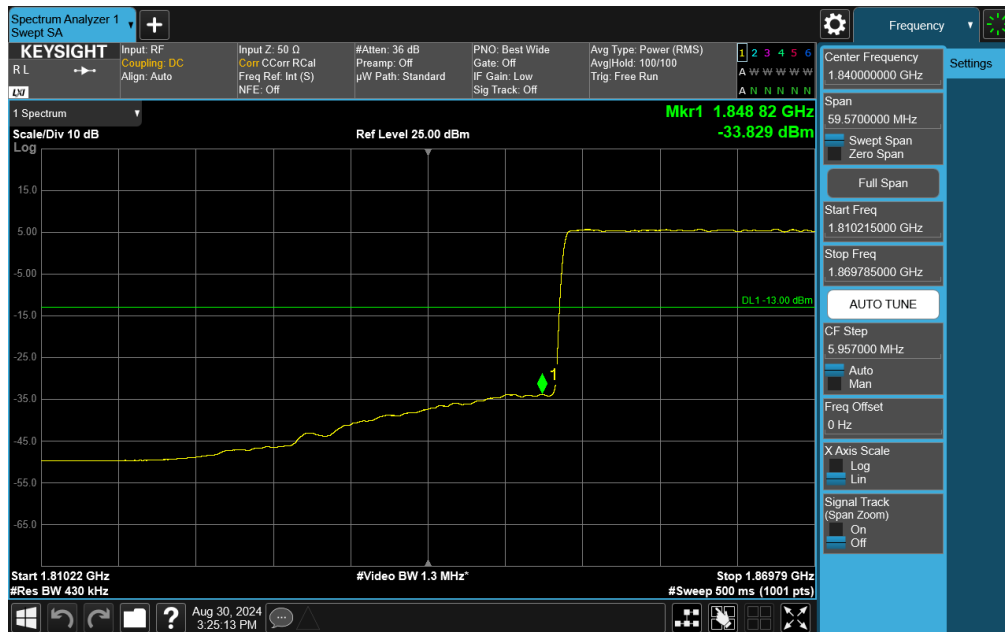


FCC ID: BCGA3269	 PART 24 MEASUREMENT REPORT	Approved by: Technical Manager
Test Report S/N: 1C2410210075-08.BCG	Test Dates: 7/1/2024 - 12/26/2024	EUT Type: Tablet Device
		Page 104 of 219

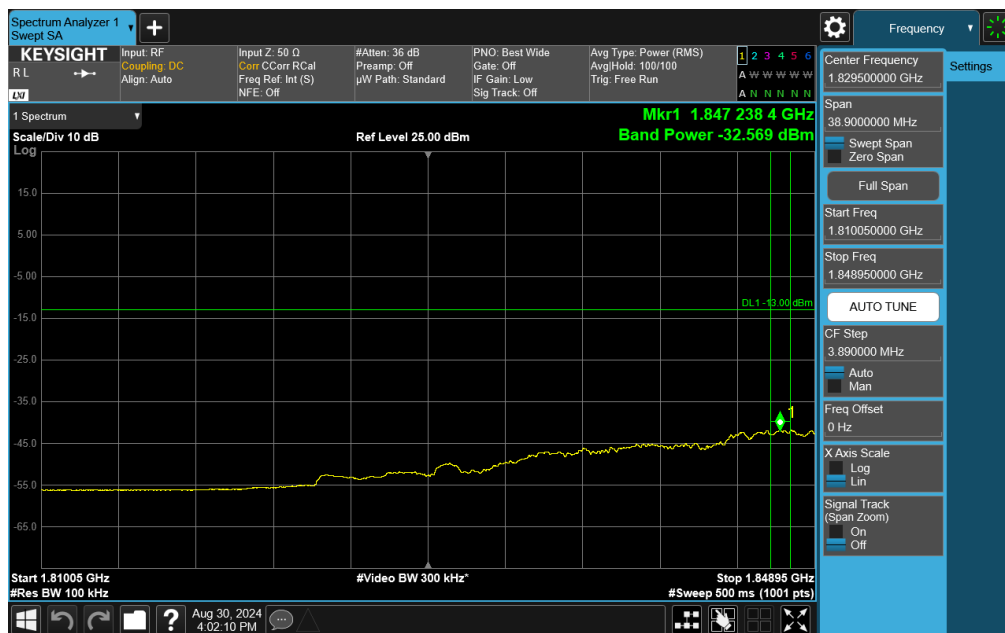
V2.2 09/07/2023

Unless otherwise specified, no part of this report may be reproduced or utilized in any part, form or by any means, electronic or mechanical, including photocopying and microfilm, without permission in writing from Element Materials Technology. If you have any questions about this or have an enquiry about obtaining additional rights to this report or assembly of contents thereof, please contact [ct.info@element.com](mailto:ct.info@element.com).






Plot 7-169. Lower Band Edge Plot (NR Band n25 – 40MHz DFT-s-OFDM QPSK – Full RB Configuration)



Plot 7-170. Extended Lower Band Edge Plot (NR Band n25 – 40MHz DFT-s-OFDM QPSK – Full RB Configuration)

FCC ID: BCGA3269	 PART 24 MEASUREMENT REPORT	Approved by: Technical Manager
Test Report S/N: 1C2410210075-08.BCG	Test Dates: 7/1/2024 - 12/26/2024	EUT Type: Tablet Device
		Page 105 of 219

V2.2 09/07/2023

Unless otherwise specified, no part of this report may be reproduced or utilized in any part, form or by any means, electronic or mechanical, including photocopying and microfilm, without permission in writing from Element Materials Technology. If you have any questions about this or have an enquiry about obtaining additional rights to this report or assembly of contents thereof, please contact [ct.info@element.com](mailto:ct.info@element.com).