

**MEASUREMENT REPORT****FCC PART 15.407 / ISSED RSS-248 UNII 802.11ax OFDMA WIFI 6E****Applicant Name:**

Apple Inc.  
One Apple Park Way  
Cupertino, CA 95014  
United States

**Date of Testing:**

10/25/2024 - 1/6/2025

**Test Report Issue Date:**

2/12/2025

**Test Site/Location:**

Element Materials Technology, Morgan Hill, CA, USA

**Test Report Serial No.:**

1C2410210074-13-R1.BCG

**FCC ID:**

**BCGA3268**

**IC:**

**579C-A3268**

**APPLICANT:**

**Apple Inc.**

**Application Type:**

Certification

**Model/HVIN:**

A3268

**EUT Type:**

Tablet Device

**Frequency Range:**

5955 – 7115MHz

**Modulation Type:**

OFDMA

**FCC Classification:**

15E 6GHz Low Power Dual Client (6CD)

**FCC Rule Part(s):**

Part 15 Subpart E (15.407)

**ISED Specification:**

RSS-248 Issue 3

**Test Procedure(s):**

ANSI C63.10-2020, KDB 789033 D02 v02r01

KDB 662911 D01 v02r01, KDB 987594 D02 v03

KDB 987594 D03 v03, KDB 987594 D04 v03

This equipment has been shown to be capable of compliance with the applicable technical standards as indicated in the measurement report and was tested in accordance with the measurement procedures specified in ANSI C63.10-2013 and KDB 789033 D02 v02r01. Test results reported herein relate only to the item(s) tested.

This revised Test Report (S/N: 1C2410210074-13-R1.BCG) supersedes and replaces the previously issued test report on the same subject device for the same type of testing as indicated. Please discard or destroy the previously issued test report(s) and dispose accordingly.

I attest to the accuracy of data. All measurements reported herein were performed by me or were made under my supervision and are correct to the best of my knowledge and belief. I assume full responsibility for the completeness of these measurements and vouch for the qualifications of all persons taking them.



RJ Ortanez

Executive Vice President



<b>FCC ID:</b> BCGA3268 <b>IC:</b> 579C-A3268		<b>MEASUREMENT REPORT (CERTIFICATION)</b>	<b>Approved by:</b> Technical Manager
<b>Test Report S/N:</b> 1C2410210074-13-R1.BCG	<b>Test Dates:</b> 10/25/2024 - 1/6/2025	<b>EUT Type:</b> Tablet Device	Page 1 of 548

V 10.6 10/27/2023

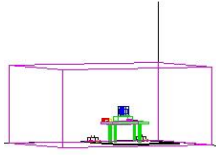
## T A B L E O F C O N T E N T S

1.0	INTRODUCTION.....	4
1.1	Scope .....	4
1.2	Element Materials Technology Test Location .....	4
1.3	Test Facility / Accreditations .....	4
2.0	PRODUCT INFORMATION .....	5
2.1	Equipment Description .....	5
2.2	Device Capabilities.....	5
2.3	Antenna Description.....	9
2.4	Test Support Equipment .....	9
2.5	Test Configuration.....	10
2.6	Software and Firmware .....	10
2.7	EMI Suppression Device(s)/Modifications .....	10
3.0	DESCRIPTION OF TESTS .....	11
3.1	Evaluation Procedure.....	11
3.2	AC Line Conducted Emissions .....	11
3.3	Radiated Emissions .....	12
3.4	Environmental Conditions .....	12
4.0	ANTENNA REQUIREMENTS .....	13
5.0	MEASUREMENT UNCERTAINTY.....	14
6.0	TEST EQUIPMENT CALIBRATION DATA.....	15
7.0	TEST RESULTS .....	16
7.1	Summary.....	16
7.2	26dB & 99% Bandwidth Measurement .....	18
7.3	Conducted Output Power and Max EIRP Measurement .....	76
7.4	Maximum Power Spectral Density .....	129
7.5	In-Band Emissions .....	257
7.6	Contention Based Protocol .....	387
7.7	Radiated Spurious Emissions – Above 1GHz.....	409
7.8	Radiated Spurious Emissions – Below 1GHz .....	525
7.9	AC Line-Conducted Emissions Measurement .....	532
7.10	Proper Power Adjustment, Client Devices Connected to a Standard Power Access Point .....	542
7.11	Dual Client Test, Demonstration of Proper Power Adjustment based on Associated AP .....	546
8.0	CONCLUSION .....	548

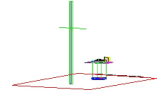
<b>FCC ID:</b> BCGA3268 <b>IC:</b> 579C-A3268	 <b>MEASUREMENT REPORT (CERTIFICATION)</b>		<b>Approved by:</b> Technical Manager
<b>Test Report S/N:</b> 1C2410210074-13-R1.BCG	<b>Test Dates:</b> 10/25/2024 - 1/6/2025	<b>EUT Type:</b> Tablet Device	Page 2 of 548

V 10.6 10/27/2023

Unless otherwise specified, no part of this report may be reproduced or utilized in any part, form or by any means, electronic or mechanical, including photocopying and microfilm, without permission in writing from Element Materials Technology. If you have any questions about this or have an enquiry about obtaining additional rights to this report or assembly of contents thereof, please contact [ct.info@element.com](mailto:ct.info@element.com).



# MEASUREMENT REPORT



UNII Band	Channel Bandwidth (MHz)	Mode	Tx Frequency (MHz)	SISO						CDD/SDM Primary		CDD/SDM Diversity	
				Antenna WF7a		Antenna WF2a		Antenna WF7b		Summed		Summed	
				Max. e.i.r.p (mW)	Max. e.i.r.p (dBm)	Max. e.i.r.p (mW)	Max. e.i.r.p (dBm)	Max. e.i.r.p (mW)	Max. e.i.r.p (dBm)	Max. e.i.r.p (mW)	Max. e.i.r.p (dBm)	Max. e.i.r.p (mW)	Max. e.i.r.p (dBm)
5	20	802.11ax	5955 - 6415	107.152	20.30	79.287	18.99	104.472	20.19	247.172	23.93	244.906	23.89
7		802.11ax	6535 - 6855	126.678	21.03	66.988	18.26	117.409	20.70	251.768	24.01	231.206	23.64
5	40	802.11ax	5965 - 6405	107.226	20.30	79.323	18.99	108.044	20.34	248.886	23.96	248.886	23.96
7		802.11ax	6565 - 6845	127.879	21.07	70.453	18.48	117.328	20.69	252.930	24.03	231.206	23.64
5	80	802.11ax	5985 - 6385	109.421	20.39	78.253	18.94	107.127	20.30	257.040	24.10	253.513	24.04
7		802.11ax	6545 - 6865	128.381	21.09	69.871	18.44	116.788	20.67	251.768	24.01	229.087	23.60
5	160	802.11ax	6025 - 6345	110.408	20.43	78.524	18.95	110.103	20.42	252.348	24.02	251.189	24.00
7		802.11ax	6665 - 6825	125.719	20.99	68.077	18.33	116.038	20.65	280.543	24.48	242.661	23.85

## EUT Overview Standard Power (FCC)

UNII Band	Channel Bandwidth (MHz)	Mode	Tx Frequency (MHz)	SISO						CDD/SDM Primary		CDD/SDM Diversity	
				Antenna WF7a		Antenna WF2a		Antenna WF7b		Summed		Summed	
				Max. e.i.r.p (mW)	Max. e.i.r.p (dBm)	Max. e.i.r.p (mW)	Max. e.i.r.p (dBm)	Max. e.i.r.p (mW)	Max. e.i.r.p (dBm)	Max. e.i.r.p (mW)	Max. e.i.r.p (dBm)	Max. e.i.r.p (mW)	Max. e.i.r.p (dBm)
5	20	802.11ax	5955 - 6415	107.152	20.30	79.287	18.99	104.472	20.19	247.172	23.93	244.906	23.89
6		802.11ax	6435 - 6515	114.842	20.60	67.655	18.30	56.781	17.54	232.274	23.66	144.877	21.61
7	40	802.11ax	6535 - 6855	126.678	21.03	66.988	18.26	117.409	20.70	251.768	24.01	231.206	23.64
5		802.11ax	5965 - 6405	107.226	20.30	79.323	18.99	108.044	20.34	248.886	23.96	248.886	23.96
6	80	802.11ax	6445 - 6525	124.165	20.94	69.984	18.45	118.032	20.72	251.768	24.01	228.560	23.59
7		802.11ax	6565 - 6845	127.879	21.07	70.453	18.48	117.328	20.69	252.930	24.03	231.206	23.64
5	160	802.11ax	5985 - 6385	109.421	20.39	78.253	18.94	107.127	20.30	257.040	24.10	253.513	24.04
6		802.11ax	6465	115.345	20.62	69.502	18.42	56.885	17.55	228.560	23.59	147.571	21.69
7	160	802.11ax	6545 - 6865	128.381	21.09	69.871	18.44	116.788	20.67	251.768	24.01	229.087	23.60
5		802.11ax	6025 - 6345	110.408	20.43	78.524	18.95	110.103	20.42	252.348	24.02	251.189	24.00
6	160	802.11ax	6505	116.413	20.66	69.984	18.45	55.719	17.46	229.087	23.60	146.218	21.65
7		802.11ax	6665 - 6825	125.719	20.99	68.077	18.33	116.038	20.65	280.543	24.48	242.661	23.85

## EUT Overview Standard Power (ISED)

UNII Band	Channel Bandwidth (MHz)	Mode	Tx Frequency (MHz)	SISO						SDM Primary		SDM Diversity	
				Antenna WF7a		Antenna WF2a		Antenna WF7b		Summed		Summed	
				Max. e.i.r.p (mW)	Max. e.i.r.p (dBm)	Max. e.i.r.p (mW)	Max. e.i.r.p (dBm)	Max. e.i.r.p (mW)	Max. e.i.r.p (dBm)	Max. e.i.r.p (mW)	Max. e.i.r.p (dBm)	Max. e.i.r.p (mW)	Max. e.i.r.p (dBm)
5	20	802.11ax	5955 - 6415	7.727	8.88	7.834	8.94	7.586	8.80	7.745	8.89	7.447	8.72
6		802.11ax	6435 - 6515	7.691	8.86	4.550	6.58	3.606	5.57	7.228	8.59	4.989	6.98
7		802.11ax	6535 - 6875	7.638	8.83	4.169	6.20	6.745	8.29	7.568	8.79	7.178	8.56
8		802.11ax	6895 - 7095	7.674	8.85	5.188	7.15	6.237	7.95	7.691	8.86	7.112	8.52
5	40	802.11ax	5965 - 6405	14.655	11.66	15.417	11.88	14.093	11.49	15.276	11.84	14.791	11.70
6		802.11ax	6445 - 6525	14.928	11.74	9.247	9.66	13.709	11.37	15.382	11.87	14.158	11.51
7		802.11ax	6565 - 6845	15.031	11.77	8.395	9.24	13.964	11.45	15.311	11.85	14.521	11.62
8		802.11ax	6885 - 7085	14.997	11.76	9.727	9.88	12.474	10.96	15.241	11.83	13.964	11.45
5	80	802.11ax	5985 - 6385	27.227	14.35	27.990	14.47	26.607	14.25	26.669	14.26	26.363	14.21
6		802.11ax	6465	26.122	14.17	15.346	11.86	12.589	11.00	25.527	14.07	17.906	12.53
7		802.11ax	6545 - 6865	26.915	14.30	14.289	11.55	23.605	13.73	26.853	14.29	25.177	14.01
8		802.11ax	6945 - 7025	26.853	14.29	18.197	12.60	22.182	13.46	26.977	14.31	24.604	13.91
5	160	802.11ax	6025 - 6345	47.753	16.79	49.091	16.91	48.417	16.85	48.306	16.84	47.534	16.77
6		802.11ax	6505	43.351	16.37	25.468	14.06	21.577	13.34	40.272	16.05	27.353	14.37
7		802.11ax	6665 - 6825	46.559	16.68	25.468	14.06	43.752	16.41	45.814	16.61	44.157	16.45
8		802.11ax	6985	46.026	16.63	31.333	14.96	40.179	16.04	47.206	16.74	42.267	16.26

## EUT Overview Low Power Indoor

FCC ID: BCGA3268 IC: 579C-A3268	 <b>MEASUREMENT REPORT (CERTIFICATION)</b>		Approved by: Technical Manager
Test Report S/N: 1C2410210074-13-R1.BCG	Test Dates: 10/25/2024 - 1/6/2025	EUT Type: Tablet Device	Page 3 of 548

V 10.6 10/27/2023

Unless otherwise specified, no part of this report may be reproduced or utilized in any part, form or by any means, electronic or mechanical, including photocopying and microfilm, without permission in writing from Element Materials Technology. If you have any questions about this or have an enquiry about obtaining additional rights to this report or assembly of contents thereof, please contact [ct.info@element.com](mailto:ct.info@element.com).

## 1.0 INTRODUCTION

### 1.1 Scope

Measurement and determination of electromagnetic emissions (EMC) of radio frequency devices including intentional and/or unintentional radiators for compliance with the technical rules and regulations of the Federal Communications Commission and the Innovation, Science and Economic Development Canada.

### 1.2 Element Materials Technology Test Location

These measurement tests were conducted at the Element Materials Technology facility located at 18855 Adams Court, Morgan Hill, CA 95037. The measurement facility is compliant with the test site requirements specified in ANSI C63.4-2014 and KDB 414788 D01 v01r01.

### 1.3 Test Facility / Accreditations

**Measurements were performed at Element Materials Technology located in Morgan Hill, CA 95037, U.S.A.**

- Element Materials Technology is an ISO 17025-2017 accredited test facility under the American Association for Laboratory Accreditation (A2LA) with Certificate number 2041.02 for Specific Absorption Rate (SAR), Hearing Aid Compatibility (HAC) testing, where applicable, and Electromagnetic Compatibility (EMC) testing for FCC and Innovation, Science, and Economic Development Canada rules.
- Element Washington DC LLC TCB is a Telecommunication Certification Body (TCB) accredited to ISO/IEC 17065-2012 by A2LA (Certificate number 2041.03) in all scopes of FCC Rules and ISED Standards (RSS).
- Element Materials Technology facility is a registered (22831) test laboratory with the site description on file with ISED.
- Element Washington DC LLC is a Recognized U.S. Certification Assessment Body (CAB # US0110) for ISED Canada as designated by NIST under the U.S. and Canada Mutual Recognition Agreements (MRAs).

<b>FCC ID:</b> BCGA3268 <b>IC:</b> 579C-A3268	 <b>MEASUREMENT REPORT (CERTIFICATION)</b>		<b>Approved by:</b> Technical Manager
<b>Test Report S/N:</b> 1C2410210074-13-R1.BCG	<b>Test Dates:</b> 10/25/2024 - 1/6/2025	<b>EUT Type:</b> Tablet Device	Page 4 of 548

V 10.6 10/27/2023

Unless otherwise specified, no part of this report may be reproduced or utilized in any part, form or by any means, electronic or mechanical, including photocopying and microfilm, without permission in writing from Element Materials Technology. If you have any questions about this or have an enquiry about obtaining additional rights to this report or assembly of contents thereof, please contact [ct.info@element.com](mailto:ct.info@element.com).

## 2.0 PRODUCT INFORMATION

### 2.1 Equipment Description

The Equipment Under Test (EUT) is the **Apple Tablet Device FCC ID: BCGA3268** and **IC: 579C-A3268**. The test data contained in this report pertains only to the emissions due to the EUT's UNII transmitter while operating in the 6GHz band.

**Test Device Serial No.:** J0WJXL6XYF, CJ2X56PPQJ, DLXHAC000010000RK4, DLXHAC000070000RK4, G3W7QPG9PY, PR2XPWVM2K

### 2.2 Device Capabilities

This device contains the following capabilities:

802.11b/g/n/ax WLAN, 802.11a/n/ac/ax UNII, 802.11a/ax WIFI 6E, 802.15.4, Bluetooth (1x, EDR, LE1M, LE2M, HDR4, HDR8), NB UNII (1x, HDR4, HDR8), WPT

This device supports BT Beamforming

Standard Power (SP) mode is supported in U-NII Bands 5, and 7 for FCC and U-NII Bands 5, 6 and 7 for ISSED. Lower Power Indoor (LPI) mode is supported in U-NII Bands 5, 6, 7, 8. Throughout report, data of Standard Power mode is denoted as SP while data of Lower Power Indoor mode is denoted as LPI.

<b>FCC ID:</b> BCGA3268 <b>IC:</b> 579C-A3268		<b>MEASUREMENT REPORT (CERTIFICATION)</b>	<b>Approved by:</b> Technical Manager
<b>Test Report S/N:</b> 1C2410210074-13-R1.BCG	<b>Test Dates:</b> 10/25/2024 - 1/6/2025	<b>EUT Type:</b> Tablet Device	Page 5 of 548

V 10.6 10/27/2023

Unless otherwise specified, no part of this report may be reproduced or utilized in any part, form or by any means, electronic or mechanical, including photocopying and microfilm, without permission in writing from Element Materials Technology. If you have any questions about this or have an enquiry about obtaining additional rights to this report or assembly of contents thereof, please contact [ct.info@element.com](mailto:ct.info@element.com).

### Band 5

Ch.	Frequency (MHz)
1	5955
:	:
45	6175
:	:
93	6415

### Band 6

Ch.	Frequency (MHz)
97	6435
:	:
105	6475
:	:
113	6515

### Band 7

Ch.	Frequency (MHz)
117	6535
:	:
149	6695
:	:
185	6875

### Band 8

Ch.	Frequency (MHz)
189	6895
:	:
209	6995
:	:
229	7095

Table 2-1. 802.11a / 802.11ax (20MHz) Frequency / Channel Operations

### Band 5

Ch.	Frequency (MHz)
3	5965
:	:
43	6165
:	:
91	6405

### Band 6

Ch.	Frequency (MHz)
99	6445
:	:
107	6485
:	:
115	6525

### Band 7

Ch.	Frequency (MHz)
123	6565
:	:
155	6725
:	:
179	6845

### Band 8

Ch.	Frequency (MHz)
187	6885
:	:
211	7005
:	:
227	7085

Table 2-2. 802.11ax (40MHz BW) Frequency / Channel Operations

### Band 5

Ch.	Frequency (MHz)
7	5985
:	:
39	6145
:	:
87	6385

### Band 6

Ch.	Frequency (MHz)
103	6465

### Band 7

Ch.	Frequency (MHz)
119	6545
:	:
151	6705
:	:
183	6865

### Band 8

Ch.	Frequency (MHz)
199	6945
:	:
215	7025

Table 2-3. 802.11ax (80MHz BW) Frequency / Channel Operations

### Band 5

Ch.	Frequency (MHz)
15	6025
:	:
47	6185
:	:
79	6345

### Band 6

Ch.	Frequency (MHz)
111	6505

### Band 7

Ch.	Frequency (MHz)
143	6665
:	:
175	6825

### Band 8

Ch.	Frequency (MHz)
207	6985

Table 2-4. 802.11ax (160MHz BW) Frequency / Channel Operations

FCC ID: BCGA3268 IC: 579C-A3268		MEASUREMENT REPORT (CERTIFICATION)	Approved by: Technical Manager
Test Report S/N: 1C2410210074-13-R1.BCG	Test Dates: 10/25/2024 - 1/6/2025	EUT Type: Tablet Device	Page 6 of 548

V 10.6 10/27/2023

#### Notes:

- 6GHz NII operation is possible in 20MHz, 40MHz, 80MHz and 160MHz channel bandwidths. The maximum achievable duty cycles for all modes were determined based on measurements performed on a spectrum analyzer in zero-span mode with RBW = 8MHz, VBW = 50MHz, and detector = peak per the guidance of Section B)2)b) KDB 789033 D02 v02r01 and ANSI C63.10-2020. The RBW and VBW were both greater than 50/T, where T is the minimum transmission duration, and the number of sweep points across T was greater than 100. The duty cycles are as follows:

802.11 Mode / Band		Duty Cycle [%]									
		Antenna WF7a		Antenna WF2a		Antenna WF7b		CDD/SDM Primary		CDD/SDM Diversity	
		Duty Cycle [%]	Radiated DCCF [dB]	Duty Cycle [%]	Radiated DCCF [dB]	Duty Cycle [%]	Radiated DCCF [dB]	Duty Cycle [%]	Radiated DCCF [dB]	Duty Cycle [%]	Radiated DCCF [dB]
6GHz	11ax(RU26) (20MHz)	94.32	0.25	94.38	0.25	94.34	0.25	94.36	0.25	94.41	0.25
	11ax(RU242) (20MHz)	93.45	0.29	93.52	0.29	93.50	0.29	93.45	0.29	93.54	0.29
	11ax(RU26) (40MHz)	90.30	0.44	90.32	0.44	90.36	0.44	90.28	0.44	90.34	0.44
	11ax(RU484) (40MHz)	96.05	0.18	96.01	0.18	96.03	0.18	95.98	0.18	95.96	0.18
	11ax(RU26) (80MHz)	93.65	0.29	93.56	0.29	93.63	0.29	93.58	0.29	93.61	0.29
	11ax(RU996) (80MHz)	91.85	0.37	91.90	0.37	91.88	0.37	91.94	0.37	91.92	0.37
	11ax(RU26) (160MHz)	90.68	0.43	90.64	0.43	90.61	0.43	90.66	0.43	90.59	0.43
	11ax(RU996x2) (160MHz)	89.56	0.48	89.58	0.48	89.64	0.48	89.60	0.48	89.62	0.48

**Table 2-5. Measured Duty Cycles**

**CDD/SDM Primary** = Antenna WF7a + Antenna WF2a

**CDD/SDM Diversity** = Antenna WF7b + Antenna WF2a

- The device employs MIMO technology. Below are the possible configurations.

WiFi Configurations		SISO			CDD			SDM			STBC		
		Antenna WF7a	Antenna WF2a	Antenna WF7b	Antenna WF7a	Antenna WF2a	Antenna WF7b	Antenna WF7a	Antenna WF2a	Antenna WF7b	Antenna WF7a	Antenna WF2a	Antenna WF7b
6GHz	11ax(SU) (20MHz)	✓	✓	✓	✓	✓	✓	✓	✓	✓	✓	✓	✓
	11ax(SU) (40MHz)	✓	✓	✓	✓	✓	✓	✓	✓	✓	✓	✓	✓
	11ax(SU) (80MHz)	✓	✓	✓	✓	✓	✓	✓	✓	✓	✓	✓	✓
	11ax(SU) (160MHz)	✓	✓	✓	✓	✓	✓	✓	✓	✓	✓	✓	✓

**Table 2-6. WIFI Configurations**

✓ = Support ; ✗ = NOT Support

**SISO** = Single Input Single Output

**SDM** = Spatial Diversity Multiplexing – MIMO function

**CDD** = Cyclic Delay Diversity - 2Tx Function

**STBC** = Space-Time Block Coding – 2Tx Function

FCC ID: BCGA3268 IC: 579C-A3268	 <b>MEASUREMENT REPORT (CERTIFICATION)</b>		Approved by: Technical Manager
Test Report S/N: IC2410210074-13-R1.BCG	Test Dates: 10/25/2024 - 1/6/2025	EUT Type: Tablet Device	Page 7 of 548

V 10.6 10/27/2023

3. The device supports the following data rates (shown in Mbps):

MCS Index	Spatial Stream	MU-OFDMA (802.11ax)																							
		26-tone RU			52-tone RU			106-tone RU			242-tone RU			484-tone RU			996-tone RU			2x996-tone RU					
		0.8µs GI	1.6µs GI	3.2µs GI	0.8µs GI	1.6µs GI	3.2µs GI	0.8µs GI	1.6µs GI	3.2µs GI	0.8µs GI	1.6µs GI	3.2µs GI	0.8µs GI	1.6µs GI	3.2µs GI	0.8µs GI	1.6µs GI	3.2µs GI	0.8µs GI	1.6µs GI	3.2µs GI	0.8µs GI	1.6µs GI	3.2µs GI
0	1	0.9	0.8	0.8	1.8	1.7	1.5	3.8	3.5	3.2	8.6	8.1	7.3	17.2	16.3	14.6	36	34	30.6	72.1	68.1	61.3	144.1	136.1	122.5
1	1	1.8	1.7	1.5	3.5	3.3	3	7.5	7.1	6.4	17.2	16.3	14.6	34.4	32.5	29.3	72.1	68.1	61.3	144.1	136.1	122.5	144.1	136.1	122.5
2	1	2.6	2.5	2.3	5.3	5	4.5	11.3	10.6	9.6	25.8	24.4	21.9	51.6	48.8	43.9	108.1	102.1	91.9	216.2	204.2	183.8	432.4	408.3	367.5
3	1	3.5	3.3	3	7.1	6.7	6	15	14.2	12.8	34.4	32.5	29.3	68.8	65	58.5	144.1	136.1	122.5	288.2	272.2	245	576.5	544.4	490
4	1	5.3	5	4.5	10.6	10	9	22.5	21.3	19.1	51.6	48.8	43.9	103.2	97.5	87.8	216.2	204.2	183.8	432.4	408.3	367.5	864.7	816.7	735
5	1	7.1	6.7	6	14.1	13.3	12	30	28.3	25.5	68.8	65	58.5	137.6	130	117	288.2	272.2	245	576.5	544.4	490	1152.9	1088.9	980
6	1	7.9	7.5	6.8	15.9	15	13.5	33.8	31.9	28.7	77.4	73.1	65.8	154.9	146.3	131.6	324.3	306.3	275.6	648.5	612.5	551.3	1297.1	1225	1102.5
7	1	8.8	8.3	7.5	17.6	16.7	15	37.5	35.4	31.9	86	81.3	73.1	172.1	162.5	146.3	360.3	340.3	306.3	720.6	680.6	612.5	1441.1	1361.1	1225
8	1	10.6	10	9	21.2	20	18	45	42.5	38.3	103.2	97.5	87.8	206.5	195	175.5	432.4	408.3	367.5	864.7	816.7	735	1729.4	1633.3	1470
9	1	11.8	11.1	10	23.5	22.2	20	50	47.2	42.5	114.7	108.3	97.5	229.4	216.7	195	480.4	453.7	408.3	960.8	907.4	816.7	1921.6	1814.8	1633.3
10	1	13.2	12.5	11.3	26.5	25	22.5	56.3	53.1	47.8	129	121.9	109.7	258.1	243.8	219.4	540.4	510.4	459.4	1080.9	1020.8	918.8	2161.8	2041.7	1837.5
11	1	14.7	13.9	12.5	29.4	27.8	25	62.5	59	53.1	143.4	135.4	121.9	286.8	270.8	243.8	600.5	567.1	510.4	1201	1134.3	1020.8	2402	2268.5	2041.7
0	2	1.8	1.7	1.5	3.5	3.3	3	7.5	7.1	6.4	17.2	16.3	14.6	34.4	32.5	29.3	72.1	68.1	61.3	144.1	136.1	122.5	144.1	136.1	122.5
1	2	3.5	3.3	3	7.1	6.7	6	15	14.2	12.8	34.4	32.5	29.3	68.8	65	58.5	144.1	136.1	122.5	288.2	272.2	245	576.5	544.4	490
2	2	5.3	5	4.5	10.6	10	9	22.5	21.3	19.1	51.6	48.8	43.9	103.2	97.5	87.8	216.2	204.2	183.8	432.4	408.3	367.5	864.7	816.7	735
3	2	7.1	6.7	6	14.1	13.3	12	30	28.3	25.5	68.8	65	58.5	137.6	130	117	288.2	272.2	245	576.5	544.4	490	1152.9	1088.9	980
4	2	10.6	10	9	21.2	20	18	45	42.5	38.3	103.2	97.5	87.8	206.5	195	175.5	432.4	408.3	367.5	864.7	816.7	735	1729.4	1633.3	1470
5	2	14.1	13.3	12	28.2	26.7	24	60	56.7	51	137.6	130	117	275.3	260	234	576.5	544.4	490	1152.9	1088.9	980	2325.8	2201.8	1960.5
6	2	15.9	15	13.5	31.8	30	27	67.5	63.8	57.4	154.9	146.3	131.6	309.7	292.5	263.3	648.5	612.5	551.3	1297.1	1225	1102.5	2594.2	2454.2	2161.8
7	2	17.6	16.7	15	35.3	33.3	30	75	70.8	63.8	172.1	162.5	146.3	344.1	325	292.5	720.6	680.6	612.5	1729.4	1633.3	1470	3600.6	3360.6	2960.6
8	2	21.2	20	18	42.4	40	36	90	85	76.5	206.5	195	175.5	412.9	390	351	864.7	816.7	735	1729.4	1633.3	1470	3600.6	3360.6	2960.6
9	2	23.5	22.2	20	47.1	44.4	40	100	94.4	85	229.4	216.7	195	458.8	433.3	390	960.8	907.4	816.7	1921.6	1814.8	1633.3	4324.4	4083.3	3675
10	2	26.5	25	22.5	52.9	50	45	112.5	106.3	95.6	258.1	243.8	219.4	516.2	487.5	438.8	1080.9	1020.8	918.8	2161.8	2041.7	1837.5	4324.4	4083.3	3675
11	2	29.4	27.8	25	58.8	55.6	50	125	118.1	106.3	286.8	270.8	243.8	573.5	541.7	487.5	1201	1134.3	1020.8	2402	2268.5	2041.7	4324.4	4083.3	3675

Table 2-7. Supported Data Rates

4. This device supports simultaneous transmission operations, which allows multiple transmitters to transmit simultaneously on the same antenna. The table below shows all configurations possible.

Antenna	Simultaneous Tx Config	Bluetooth 2.4GHz	Thread	WLAN	NB UNII	WIFI 5GHz	WIFI 6GHz
		BDR, EDR, HDR4/8, LE1/2M	802.15.4	802.11 b/g/n/ax	BDR, HDR4/8	802.11 a/n/ac/ax	802.11 a/ax
Ant WF7b	Config 1	✓	✗	✗	✗	✓	✗
Ant WF7b	Config 2	✓	✗	✗	✗	✗	✓
Ant WF7b	Config 3	✗	✓	✗	✗	✓	✗
Ant WF7b	Config 4	✗	✓	✗	✗	✗	✓
Ant WF7b	Config 5	✗	✗	✓	✓	✗	✗

Table 2-8. Simultaneous Transmission Configurations

✓ = Support; ✗ = Not Support

**Note:**

All the above simultaneous transmission configurations have been tested and the worst-case configuration was found to be Config 1 and reported in RF Bluetooth and RF UNII test reports.

Specific 2.4 GHz Wi-Fi antenna that can only transmit simultaneously with 2.4 GHz Bluetooth antenna is listed in the SAR test report. For BT (2.4 GHz), in both connected and disconnected modes, and Wi-Fi (2.4 GHz) – Wi-Fi max power will not exceed minimum of (13.5dBm, SAR max cap, Reg max cap) power. Bluetooth can simultaneously transmit with IEEE 802.11a/n/ac/ax 5/6 GHz on separate antenna.

FCC ID: BCGA3268 IC: 579C-A3268	 <b>MEASUREMENT REPORT (CERTIFICATION)</b>		Approved by: Technical Manager
Test Report S/N: 1C2410210074-13-R1.BCG	Test Dates: 10/25/2024 - 1/6/2025	EUT Type: Tablet Device	Page 8 of 548

V 10.6 10/27/2023



## 2.3 Antenna Description

Following antenna gains were provided by the manufacturer were used for testing

UNII Band	Tx Frequency (MHz)	Highest Antenna Gain (dBi)			Lowest Antenna Gain (dBi)		
		Antenna WF7a	Antenna WF2a	Antenna WF7b	Antenna WF7a	Antenna WF2a	Antenna WF7b
5	5955-6095	1.50	2.10	1.50	-0.10	-0.80	-0.70
	6115-6255	-0.10	-0.10	-0.10			
	6275-6415	1.40	-0.80	-0.70			
6	6435-6515	2.20	0.20	-0.90	2.20	0.20	-0.90
7	6535-6855	2.60	1.10	2.20	-0.10	-0.20	-3.00
8	6895-7115	1.60	0.80	0.80	0.40	-1.40	-5.00

Table 2-9. Antenna Gain

## 2.4 Test Support Equipment

1	Apple MacBook Pro w/AC/DC Adapter	Model: A2141 Model: A2166	S/N: C02H604EQ05D S/N: C4H042705ZNP0WA6
2	Apple USB-C Cable	Model: Spartan	S/N: GXK1336018XKTR024
3	USB-C Cable w/ AC Adapter	Model: A246C Model: A2305	S/N: DWH80115BK826GV19 S/N: C4H95160004PF4F4V
4	Apple Pencil	Model: A2538	S/N: KJ26TCFXJW
5	DC Power Supply	Model: KPS3010D	S/N: N/A
6	Netgear	Model: RAXE500	S/N: 6JX215GA10A5
7	Broadcom AP	Model: N/A	S/N: N/A

Table 2-10. Test Support Equipment List

FCC ID: BCGA3268 IC: 579C-A3268		MEASUREMENT REPORT (CERTIFICATION)	Approved by: Technical Manager
Test Report S/N: 1C2410210074-13-R1.BCG	Test Dates: 10/25/2024 - 1/6/2025	EUT Type: Tablet Device	Page 9 of 548

V 10.6 10/27/2023

Unless otherwise specified, no part of this report may be reproduced or utilized in any part, form or by any means, electronic or mechanical, including photocopying and microfilm, without permission in writing from Element Materials Technology. If you have any questions about this or have an enquiry about obtaining additional rights to this report or assembly of contents thereof, please contact [ct.info@element.com](mailto:ct.info@element.com).

## 2.5 Test Configuration

The EUT was tested per the guidance of ANSI C63.10-2020, KDB 789033 D02 v02r01 and KDB 987594 D02 v03. ANSI C63.10-2020 was used to reference the appropriate EUT setup for radiated spurious emissions testing and AC line conducted testing. See Sections 3.2 for AC line conducted emissions test setups, 3.3 for radiated emissions test setups, and 7.2, 7.3, 7.4 and 0 for antenna port conducted emissions test setups.

There are two vendors of the WiFi/Bluetooth radio modules, variant 1 and variant 2. Both radio modules have the same mechanical outline, same on-board antenna matching circuit, identical antenna structure, and are built and tested to conform to the same specifications and to operate within the same tolerances. The worst case configuration was found between the two variants. The EUT was also investigated with and without charger.

For emissions from 1GHz – 18GHz, low, mid, and high channels were tested with highest power and worst case configuration. The emissions below 1GHz and above 18GHz were tested with the highest transmitting power and the worst case channel.

The EUT was manipulated through three orthogonal planes of X-orientation (flatbed), Y-orientation (landscape), and Z-orientation (portrait) during the testing. Only the worst case emissions were reported in this test report.

For AC line conducted and radiated test below 1GHz, following configuration were investigated and EUT powered by AC/DC was the worst case.

- EUT powered by AC/DC adaptor via USB-C cable with wire charger
- EUT powered by host PC via USB-C cable with wire charger

For 802.11ax-SU test results, see separate UNII 6E OFDM report, 1C2410210074-12-R1.BCG.

## 2.6 Software and Firmware

The test was conducted with firmware version 22D20 installed on the EUT.

## 2.7 EMI Suppression Device(s)/Modifications

No EMI suppression device(s) were added and/or no modifications were made during testing.

<b>FCC ID:</b> BCGA3268 <b>IC:</b> 579C-A3268	 <b>MEASUREMENT REPORT (CERTIFICATION)</b>		<b>Approved by:</b> Technical Manager
<b>Test Report S/N:</b> 1C2410210074-13-R1.BCG	<b>Test Dates:</b> 10/25/2024 - 1/6/2025	<b>EUT Type:</b> Tablet Device	Page 10 of 548

V 10.6 10/27/2023

Unless otherwise specified, no part of this report may be reproduced or utilized in any part, form or by any means, electronic or mechanical, including photocopying and microfilm, without permission in writing from Element Materials Technology. If you have any questions about this or have an enquiry about obtaining additional rights to this report or assembly of contents thereof, please contact [ct.info@element.com](mailto:ct.info@element.com).

## 3.0 DESCRIPTION OF TESTS

### 3.1 Evaluation Procedure

The measurement procedures described in the American National Standard of Procedures for Compliance Testing of Unlicensed Wireless Devices (ANSI C63.10-2020) and the guidance provided in KDB 789033 D02 v02r01 were used in the measurement of the EUT.

Deviation from measurement procedure.....None

### 3.2 AC Line Conducted Emissions

The line-conducted facility is located inside a 7m x 3.66m x 2.7m shielded enclosure. The shielded enclosure is manufactured by AP Americas. The shielding effectiveness of the shielded room is in accordance with MIL-Std-285 or NSA 65-6. A 1m x 1.5m wooden table 80cm high is placed 40cm away from the vertical wall and 80cm away from the sidewall of the shielded room. Two 10kHz-30MHz, 50Ω/50μH Line-Impedance Stabilization Networks (LISNs) are bonded to the shielded room floor. Power to the LISNs is filtered by external high-current high-insertion loss power line filters. The external power line filter is EPCOS 2X60A Power Line Filter (100dB Attenuation, 14kHz-18GHz) and the two EPCOs 2X48A filters (100dB Minimum Insertion Loss, 14kHz - 10GHz). These filters attenuate ambient signal noise from entering the measurement lines. These filters are also bonded to the shielded enclosure.

The EUT is powered from one LISN and the support equipment is powered from the second LISN. If the EUT is a DC-powered device, power will be derived from the source power supply it normally will be powered from and this supply line(s) will be connected to the second LISN. All interconnecting cables more than 1 meter were shortened to a 1 meter length by non-inductive bundling (serpentine fashion) and draped over the back edge of the test table. All cables were at least 40cm above the horizontal reference ground plane. Power cables for support equipment were routed down to the second LISN while ensuring that that cables were not draped over the second LISN.

Sufficient time for the EUT, support equipment, and test equipment was allowed in order for them to warm up to their normal operating condition. The RF output of the LISN was connected to the spectrum analyzer and exploratory measurements were made to determine the frequencies producing the maximum emission from the EUT. The spectrum was scanned from 150kHz to 30MHz with a spectrum analyzer. The detector function was set to peak mode for exploratory measurements while the bandwidth of the analyzer was set to 10kHz. The EUT, support equipment, and interconnecting cables were arranged and manipulated to maximize each emission. Once the worst case emissions have been identified, the one EUT cable configuration/arrangement and mode of operation that produced these emissions is used for final measurements on the same test site. The analyzer is set to CISPR quasi-peak and average detectors with a 9kHz resolution bandwidth for final measurements.

Line conducted emissions test results are shown in Section 7.9. Automated test software was used to perform the AC line conducted emissions testing. Automated measurement software utilized is Rohde & Schwarz EMC32, Version 10.50.40.

FCC ID: BCGA3268 IC: 579C-A3268		MEASUREMENT REPORT (CERTIFICATION)	Approved by: Technical Manager
Test Report S/N: 1C2410210074-13-R1.BCG	Test Dates: 10/25/2024 - 1/6/2025	EUT Type: Tablet Device	Page 11 of 548

V 10.6 10/27/2023

Unless otherwise specified, no part of this report may be reproduced or utilized in any part, form or by any means, electronic or mechanical, including photocopying and microfilm, without permission in writing from Element Materials Technology. If you have any questions about this or have an enquiry about obtaining additional rights to this report or assembly of contents thereof, please contact [ct.info@element.com](mailto:ct.info@element.com).

### 3.3 Radiated Emissions

The radiated test facilities consisted of an indoor 3 meter semi-anechoic chamber used for final measurements and exploratory measurements, when necessary. The measurement area is contained within the semi-anechoic chamber which is shielded from any ambient interference. The test site inside the chamber is a 6m x 5.2m elliptical, obstruction-free area in accordance with Figure 5.7 of Clause 5 in ANSI C63.4-2014. Absorbers are arranged on the floor between the turn table and the antenna mast in such a way so as to maximize the reduction of reflections for measurements above 1GHz. An 80cm tall test table made of Styrodur is placed on top of the turn table. For measurements above 1GHz, an additional Styrodur pedestal is placed on top of the test table to bring the total table height to 1.5m.

Per KDB 414788, radiated emission test sites other than open-field test sites (e.g., shielded anechoic chambers), may be employed for emission measurements below 30MHz if characterized so that the measurements correspond to those obtained at an open-field test site. To determine test site equivalency, a reference sample transmitting at 149kHz was measured on an open field test site (asphalt with no ground plane) and then measured in the 3m semi-anechoic chamber. A calibrated 60cm loop antenna was used while the reference device was rotated through the X, Y and Z axis in order to capture the worst case level. A maximum deviation of 2.77dB at 149kHz was measured when comparing the 3 meter semi-anechoic chamber to the open field site.

For all measurements, the spectrum was scanned through all EUT azimuths and from 1 to 4 meter receive antenna height using a broadband antenna from 30MHz up to the upper frequency shown in 15.33 depending on the highest frequency generated or used in the device or on which the device operates or tunes. For frequencies above 1GHz, linearly polarized double ridge horn antennas were used. For frequencies below 30MHz, a calibrated loop antenna was used. When exploratory measurements were necessary, they were performed at 1 meter test distance inside the semi-anechoic chamber using broadband antennas, broadband amplifiers, and spectrum analyzers to determine the frequencies and modes producing the maximum emissions. Sufficient time for the EUT, support equipment, and test equipment was allowed in order for them to warm up to their normal operating condition. The test set-up was placed on top of the 1 x 1.5 meter table. The EUT, support equipment, and interconnecting cables were arranged and manipulated to maximize each emission. Appropriate precaution was taken to ensure that all emissions from the EUT were maximized and investigated. The system configuration, mode of operation, turntable azimuth, and receive antenna height was noted for each frequency found.

Final measurements were made in the semi-anechoic chamber using calibrated, linearly polarized broadband and horn antennas. The test setup was configured to the setup that produced the worst case emissions. The spectrum analyzer was set to investigate all frequencies required for testing to compare the highest radiated disturbances with respect to the specified limits. The turntable containing the EUT was rotated through 360 degrees and the height of the receive antenna was varied 1 to 4 meters and stopped at the azimuth and height producing the maximum emission. Each emission was maximized by changing the orientation of the EUT through three orthogonal planes and changing the polarity of the receive antenna, whichever produced the worst-case emissions.

### 3.4 Environmental Conditions

The temperature is controlled within range of 15°C to 35°C. The relative humidity is controlled within range of 10% to 75%. The atmospheric pressure is monitored within the range 86-106kPa (860-1060mbar).

FCC ID: BCGA3268 IC: 579C-A3268	 <b>MEASUREMENT REPORT (CERTIFICATION)</b>		<b>Approved by:</b> Technical Manager
Test Report S/N: 1C2410210074-13-R1.BCG	Test Dates: 10/25/2024 - 1/6/2025	EUT Type: Tablet Device	Page 12 of 548

V 10.6 10/27/2023

Unless otherwise specified, no part of this report may be reproduced or utilized in any part, form or by any means, electronic or mechanical, including photocopying and microfilm, without permission in writing from Element Materials Technology. If you have any questions about this or have an enquiry about obtaining additional rights to this report or assembly of contents thereof, please contact [ct.info@element.com](mailto:ct.info@element.com).

## 4.0 ANTENNA REQUIREMENTS

### Excerpt from §15.203 of the FCC Rules/Regulations:

“An intentional radiator antenna shall be designed to ensure that no antenna other than that furnished by the responsible party can be used with the device. The use of a permanently attached antenna or of an antenna that uses a unique coupling to the intentional radiator shall be considered sufficient to comply with the provisions of this section.”

- The antennas of the EUT are **permanently attached**.
- There are no provisions for connection to an external antenna.

### Conclusion:

The EUT complies with the requirement of §15.203.

<b>FCC ID:</b> BCGA3268 <b>IC:</b> 579C-A3268	 <b>MEASUREMENT REPORT (CERTIFICATION)</b>		<b>Approved by:</b> Technical Manager
<b>Test Report S/N:</b> 1C2410210074-13-R1.BCG	<b>Test Dates:</b> 10/25/2024 - 1/6/2025	<b>EUT Type:</b> Tablet Device	Page 13 of 548

V 10.6 10/27/2023

## 5.0 MEASUREMENT UNCERTAINTY

The measurement uncertainties shown below were calculated in accordance with the requirements of ANSI C63.23-2012. All measurement uncertainty values are shown with a coverage factor of  $k = 2$  to indicate a 95% level of confidence. The measurement uncertainty shown below meets or exceeds the  $U_{\text{CISPR}}$  measurement uncertainty values specified in CISPR 16-4-2 and, thus, can be compared directly to specified limits to determine compliance.

Contribution	Expanded Uncertainty ( $\pm$ dB)
Conducted Bench Top Measurements	2.07
Line Conducted Disturbance	1.91
Radiated Disturbance (<30MHz)	4.12
Radiated Disturbance (30MHz - 1GHz)	4.85
Radiated Disturbance (1 - 18GHz)	5.08
Radiated Disturbance (>18GHz)	5.22

FCC ID: BCGA3268 IC: 579C-A3268		MEASUREMENT REPORT (CERTIFICATION)	Approved by: Technical Manager
Test Report S/N: 1C2410210074-13-R1.BCG	Test Dates: 10/25/2024 - 1/6/2025	EUT Type: Tablet Device	Page 14 of 548

V 10.6 10/27/2023

Unless otherwise specified, no part of this report may be reproduced or utilized in any part, form or by any means, electronic or mechanical, including photocopying and microfilm, without permission in writing from Element Materials Technology. If you have any questions about this or have an enquiry about obtaining additional rights to this report or assembly of contents thereof, please contact [ct.info@element.com](mailto:ct.info@element.com).

## 6.0 TEST EQUIPMENT CALIBRATION DATA

Test Equipment Calibration is traceable to the National Institute of Standards and Technology (NIST). Measurements antennas used during testing were calibrated in accordance with the requirements of ANSI C63.5-2017.

Manufacturer	Model	Description	Cal Date	Cal Interval	Cal Due	Serial Number
Anritsu	ML2495A	Power Meter	7/8/2024	Annual	7/8/2025	1039008
Anritsu	MA2411B	Pulse Power Sensor	7/1/2024	Annual	7/1/2025	1911105
Anritsu	MA2411B	Pulse Power Sensor	10/21/2024	Annual	10/21/2025	1027293
ATM	180-442A-KF	20dB Nominal Gain Horn Antenna	3/14/2024	Annual	3/14/2025	T058701-01
ETS-Lindgren	3117	Double Ridged Guide Antenna (1-18 GHz)	4/9/2024	Annual	4/9/2025	00218555
Fairview Microwave	FMCA1975-36	30MHz-40GHz Conducted Cable *	6/10/2024	Annual	6/10/2025	-
Fairview Microwave	FM2CP1122-10	Directional Coupler *	6/10/2024	Annual	6/10/2025	1946
Fairview Microwave/MCL	FMCA1975-36/BW-K10-2W44+	30MHz-40GHz RF Cable/Attenuator *	6/10/2024	Annual	6/10/2025	-
Keysight Technology	N9040B	UXA Signal Analyzer	5/28/2024	Annual	5/28/2025	MY57212015
Keysight Technology	N9030A	PXA Signal Analyzer	7/11/2024	Annual	7/11/2025	MY49430244
Mini-Circuits	ZN2PD-9G	Power Splitter*	8/16/2024	Annual	8/16/2025	SF456200530
Rohde & Schwarz	TS-PR18	Pre-Amplifier (1GHz - 18GHz)	8/14/2024	Annual	8/14/2025	101648
Rohde & Schwarz	FSV40	Signal Analyzer (10Hz-40GHz)	5/29/2024	Annual	5/29/2025	101619
Rohde & Schwarz	ESW44	EMI Test Receiver	5/1/2024	Annual	5/1/2025	101867
Rohde & Schwarz	TS-PR8	Pre-Amplifier (30MHz - 8GHz)	7/3/2024	Annual	7/3/2025	102356
Rohde & Schwarz	TS-PR1840	Pre-Amplifier (18GHz - 40GHz)	6/10/2024	Annual	6/10/2025	100057
Rohde & Schwarz	HFH2-Z2	Loop Antenna	6/21/2024	Annual	6/21/2025	100519
Rohde & Schwarz	ENV216	Two-Line V-Network	4/24/2024	Annual	4/24/2025	101364
Rohde & Schwarz	SMW200A	Vector Signal Generator	4/4/2024	Annual	4/4/2025	109456
Schwarzbeck	VULB 9162	Bilog Antenna (30MHz - 6GHz)	4/29/2024	Annual	4/29/2025	00304

Table 6-1. Test Equipment List

### Note:

- For equipment listed above that has a calibration date or calibration due date that falls within the test date range, care was taken to ensure that this equipment was used after the calibration date and before the calibration due date.
- \* denotes passive equipment that have been internally verified/calibrated.

FCC ID: BCGA3268 IC: 579C-A3268		MEASUREMENT REPORT (CERTIFICATION)	Approved by: Technical Manager
Test Report S/N: 1C2410210074-13-R1.BCG	Test Dates: 10/25/2024 - 1/6/2025	EUT Type: Tablet Device	Page 15 of 548

V 10.6 10/27/2023

Unless otherwise specified, no part of this report may be reproduced or utilized in any part, form or by any means, electronic or mechanical, including photocopying and microfilm, without permission in writing from Element Materials Technology. If you have any questions about this or have an enquiry about obtaining additional rights to this report or assembly of contents thereof, please contact [ct.info@element.com](mailto:ct.info@element.com).

## 7.0 TEST RESULTS

### 7.1 Summary

Company Name: Apple Inc.  
 FCC ID: BCGA3268  
 IC: 579C-A3268  
 FCC Classification: 15E 6GHz Low Power Dual Client (6CD)

FCC Part Section(s) / KDB Reference	RSS Section(s)	Test Description	Test Limit	Test Condition	Test Result	Reference
2.1049, 15.407(a)(11)	RSS Gen [6.7], RSS-248 [4.4]	Occupied Bandwidth/ 26dB Bandwidth	99% of the occupied bandwidth of any channel must be contained within each of its respective U-NII sub bands  < 320MHz (5.925 - 7.125GHz)	CONDUCTED	PASS	Section 7.2
15.407(a)(8)	RSS-248 [4.5.3]	Maximum Power Spectral Density	< -1dBm/MHz e.i.r.p.for Low Power Indoor		PASS	Section 7.4
15.407(a)(7)	RSS-248 [4.5.5]		< 17dBm/MHz e.i.r.p. for Standard Power		PASS	
15.407(a)(8)	RSS-248 [4.5.3]	Maximum EIRP	< 24dBm over the frequency band of operation		PASS	Section 7.3
15.407(a)(7)	RSS-248 [4.5.5]		< 30dBm over the frequency band of operation		PASS	
15.407(b)(7)	RSS-248 [4.6.2]	In-Band Emissions	EUT must meet the limits detailed in 15.407(b)(7) and RSS-248 [4.6.2] b)		PASS	Section 0
15.407(d)(6)	RSS-248 [4.7]	Contention Based Protocol	EUT must detect AWGN signal with 90% (or better) certainty		PASS	Section 7.6
15.407(a)(7)	RSS-248 [4.5.5]	Proper Power Adjustment, Client Devices Connected to a Standard Power Access Point	EUT maintains its power level at least 6 dB lower than that of the standard-power access point		PASS	Section 7.10
987594 D02 v03	987594 D02 v03	Dual Client Test, Demonstration of Proper Power Adjustment based on Associated AP	EUT maximum power level shall not exceed 30dBm EIRP when connected to Standard Power AP, and 24dBm EIRP when connected to Low Power Indoor AP		PASS	Section 7.11
15.407(b)(6)	RSS-248 [4.7.2]	Undesirable Emissions	< -27dBm/MHz e.i.r.p. outside of the 5.925 – 7.125GHz band	RADIATED	PASS	Section 7.7
15.205, 15.209	RSS-248 [4.6.2] RSS-Gen [8.9]	General Field Strength Limits (Restricted Bands and Radiated Emission Limits)	Emissions in restricted bands must meet the radiated limits detailed in 15.209 (RSS-Gen [8.9])		PASS	Section 7.7, 7.8
15.407(b)(9)	RSS-Gen [8.8]	AC Conducted Emissions (150kHz – 30MHz)	< FCC 15.207 (RSS-Gen [8.8]) limits	LINE CONDUCTED	PASS	Section 7.9

**Table 7-1. Summary of Test Results**

FCC ID: BCGA3268 IC: 579C-A3268	 <b>MEASUREMENT REPORT (CERTIFICATION)</b>		Approved by: Technical Manager
Test Report S/N: 1C2410210074-13-R1.BCG	Test Dates: 10/25/2024 - 1/6/2025	EUT Type: Tablet Device	Page 16 of 548

V 10.6 10/27/2023



# Notes:

- 1) All channels, modes, and modulations/data rates were investigated among all UNII bands. The test results shown in the following sections represent the worst case emissions.
- 2) The analyzer plots shown in this section were all taken with a correction table loaded into the analyzer. The correction table was used to account for the losses of the cables and attenuators used as part of the system to connect the EUT to the analyzer at all frequencies of interest.
- 3) All antenna port conducted emissions testing was performed on a test bench with the antenna port of the EUT connected to the spectrum analyzer through calibrated cables and attenuators.
- 4) For conducted spurious emissions, automated test software was used to measure emissions and capture the corresponding plots necessary to show compliance. The measurement software utilized is Element "Conducted Automation," Version 1.1.1.
- 5) For radiated testing, automated test software was used to measure emissions and capture the corresponding plots necessary to show compliance. The measurement software utilized is Element "Chamber Automation," Version 3.1.0.
- 6) All radiated measurements were tested at the highest supported power setting per band.

<b>FCC ID:</b> BCGA3268 <b>IC:</b> 579C-A3268	 <b>MEASUREMENT REPORT (CERTIFICATION)</b>		<b>Approved by:</b> Technical Manager
<b>Test Report S/N:</b> 1C2410210074-13-R1.BCG	<b>Test Dates:</b> 10/25/2024 - 1/6/2025	<b>EUT Type:</b> Tablet Device	Page 17 of 548

V 10.6 10/27/2023

Unless otherwise specified, no part of this report may be reproduced or utilized in any part, form or by any means, electronic or mechanical, including photocopying and microfilm, without permission in writing from Element Materials Technology. If you have any questions about this or have an enquiry about obtaining additional rights to this report or assembly of contents thereof, please contact [ct.info@element.com](mailto:ct.info@element.com).

## 7.2 26dB & 99% Bandwidth Measurement

§2.1049; §15.407; RSS-Gen [6.7]

### Test Overview and Limit

The bandwidth at 26dB down from the highest in-band spectral density is measured with a spectrum analyzer connected to the antenna terminal while the EUT is operating at its maximum duty cycle, at its maximum power control level, as defined in ANSI C63.10-2020 and KDB 789033 D02 v02r01, and at the appropriate frequencies. The spectrum analyzer's bandwidth measurement function is configured to measure the 26dB bandwidth.

### Test Procedure Used

ANSI C63.10-2020 – Section 12.5.2  
KDB 789033 D02 v02r01 – Section C

### Test Settings

1. The signal analyzers' automatic bandwidth measurement capability was used to perform the 26dB bandwidth measurement. The "X" dB bandwidth parameter was set to  $X = 26$ . The automatic bandwidth measurement function also has the capability of simultaneously measuring the 99% occupied bandwidth. The bandwidth measurement was not influenced by any intermediate power nulls in the fundamental emission.
2. RBW = in the range of 1% to 5% of the emission bandwidth
3.  $VBW \geq 3 \times RBW$
4. Detector = Peak
5. Trace mode = max hold

### Test Setup

The EUT and measurement equipment were set up as shown in the diagram below.



**Figure 7-1. Test Instrument & Measurement Setup**

### Test Notes

1. All RU's were investigated and only worst case partially-loaded and fully-loaded RU's were reported.
2. All antenna configurations, data rates and channels were investigated, tabular data has been reported. Only the worst-case plot was reported.

FCC ID: BCGA3268 IC: 579C-A3268		MEASUREMENT REPORT (CERTIFICATION)	Approved by: Technical Manager
Test Report S/N: 1C2410210074-13-R1.BCG	Test Dates: 10/25/2024 - 1/6/2025	EUT Type: Tablet Device	Page 18 of 548

V 10.6 10/27/2023

Unless otherwise specified, no part of this report may be reproduced or utilized in any part, form or by any means, electronic or mechanical, including photocopying and microfilm, without permission in writing from Element Materials Technology. If you have any questions about this or have an enquiry about obtaining additional rights to this report or assembly of contents thereof, please contact [ct.info@element.com](mailto:ct.info@element.com).

## 7.2.1 Antenna WF7a 26dB & 99% Bandwidth Measurements – SP

	Frequency [MHz]	Channel	802.11 MODE	RU Size	RU Index	Data Rate [Mbps]	Measured 99% Occupied Bandwidth [MHz]	Measured 26dB Bandwidth [MHz]	Maximum Bandwidth Limit [MHz]	Pass / Fail
Band 5	5935	1	ax (20MHz)	26	0	12.5/14.7 (MCS11)	18.27	19.66	320	Pass
	5935	1	ax (20MHz)	26	4	12.5/14.7 (MCS11)	17.04	18.23	320	Pass
	5935	1	ax (20MHz)	26	8	12.5/14.7 (MCS11)	18.36	19.70	320	Pass
	6175	45	ax (20MHz)	26	0	12.5/14.7 (MCS11)	18.25	19.63	320	Pass
	6175	45	ax (20MHz)	26	4	12.5/14.7 (MCS11)	17.04	18.20	320	Pass
	6175	45	ax (20MHz)	26	8	12.5/14.7 (MCS11)	18.37	19.68	320	Pass
	6415	93	ax (20MHz)	26	0	12.5/14.7 (MCS11)	18.25	19.76	320	Pass
	6415	93	ax (20MHz)	26	4	12.5/14.7 (MCS11)	17.05	18.23	320	Pass
	6415	93	ax (20MHz)	26	8	12.5/14.7 (MCS11)	18.41	19.78	320	Pass
	5965	3	ax (40MHz)	26	0	12.5/14.7 (MCS11)	18.18	19.75	320	Pass
	5965	3	ax (40MHz)	26	8	12.5/14.7 (MCS11)	20.03	21.84	320	Pass
	5965	3	ax (40MHz)	26	17	12.5/14.7 (MCS11)	18.32	20.06	320	Pass
	6165	43	ax (40MHz)	26	0	12.5/14.7 (MCS11)	18.19	19.89	320	Pass
	6165	43	ax (40MHz)	26	8	12.5/14.7 (MCS11)	20.26	22.46	320	Pass
	6165	43	ax (40MHz)	26	17	12.5/14.7 (MCS11)	18.24	20.12	320	Pass
	6165	91	ax (40MHz)	26	0	12.5/14.7 (MCS11)	18.13	19.79	320	Pass
	6165	91	ax (40MHz)	26	8	12.5/14.7 (MCS11)	20.36	22.87	320	Pass
	6165	91	ax (40MHz)	26	17	12.5/14.7 (MCS11)	18.27	20.14	320	Pass
	5985	7	ax (80MHz)	26	0	12.5/14.7 (MCS11)	18.09	19.65	320	Pass
	5985	7	ax (80MHz)	26	18	12.5/14.7 (MCS11)	37.35	38.76	320	Pass
	5985	7	ax (80MHz)	26	36	12.5/14.7 (MCS11)	18.16	19.75	320	Pass
	6145	39	ax (80MHz)	26	0	12.5/14.7 (MCS11)	18.21	19.67	320	Pass
	6145	39	ax (80MHz)	26	18	12.5/14.7 (MCS11)	37.32	38.62	320	Pass
	6145	39	ax (80MHz)	26	36	12.5/14.7 (MCS11)	18.19	19.69	320	Pass
	6385	87	ax (80MHz)	26	0	12.5/14.7 (MCS11)	18.11	19.83	320	Pass
	6385	87	ax (80MHz)	26	18	12.5/14.7 (MCS11)	37.32	38.71	320	Pass
	6385	87	ax (80MHz)	26	36	12.5/14.7 (MCS11)	18.22	19.55	320	Pass
	6025	15 (L)	ax (160MHz)	26	0	12.5/14.7 (MCS11)	18.89	20.79	320	Pass
	6025		ax (160MHz)	26	36	12.5/14.7 (MCS11)	22.01	23.44	320	Pass
	6025	15 (U)	ax (160MHz)	26	36	12.5/14.7 (MCS11)	19.17	21.75	320	Pass
	6181		ax (160MHz)	26	0	12.5/14.7 (MCS11)	18.78	20.35	320	Pass
	6181	47 (L)	ax (160MHz)	26	36	12.5/14.7 (MCS11)	21.70	23.50	320	Pass
	6181		ax (160MHz)	26	36	12.5/14.7 (MCS11)	19.22	21.07	320	Pass
	6345	79 (L)	ax (160MHz)	26	0	12.5/14.7 (MCS11)	18.73	20.78	320	Pass
	6345		ax (160MHz)	26	36	12.5/14.7 (MCS11)	21.21	23.58	320	Pass
	6345	79 (U)	ax (160MHz)	26	36	12.5/14.7 (MCS11)	20.01	21.77	320	Pass
Band 6	6345	97	ax (20MHz)	26	0	12.5/14.7 (MCS11)	18.25	19.51	320	Pass
	6345	97	ax (20MHz)	26	4	12.5/14.7 (MCS11)	17.05	18.21	320	Pass
	6345	97	ax (20MHz)	26	8	12.5/14.7 (MCS11)	18.39	19.82	320	Pass
	6475	105	ax (20MHz)	26	0	12.5/14.7 (MCS11)	18.26	19.59	320	Pass
	6475	105	ax (20MHz)	26	4	12.5/14.7 (MCS11)	17.05	18.23	320	Pass
	6475	105	ax (20MHz)	26	8	12.5/14.7 (MCS11)	18.38	19.65	320	Pass
	6515	113	ax (20MHz)	26	0	12.5/14.7 (MCS11)	18.22	19.53	320	Pass
	6515	113	ax (20MHz)	26	4	12.5/14.7 (MCS11)	17.05	18.21	320	Pass
	6515	113	ax (20MHz)	26	8	12.5/14.7 (MCS11)	18.39	19.68	320	Pass
	6445	99	ax (40MHz)	26	0	12.5/14.7 (MCS11)	18.11	19.79	320	Pass
	6445	99	ax (40MHz)	26	8	12.5/14.7 (MCS11)	20.02	22.19	320	Pass
	6445	99	ax (40MHz)	26	17	12.5/14.7 (MCS11)	18.35	19.94	320	Pass
	6485	107	ax (40MHz)	26	0	12.5/14.7 (MCS11)	18.19	19.78	320	Pass
	6485	107	ax (40MHz)	26	8	12.5/14.7 (MCS11)	19.93	22.10	320	Pass
	6485	107	ax (40MHz)	26	17	12.5/14.7 (MCS11)	18.28	19.87	320	Pass
	6525	115	ax (40MHz)	26	0	12.5/14.7 (MCS11)	18.09	19.81	320	Pass
	6525	115	ax (40MHz)	26	8	12.5/14.7 (MCS11)	20.14	22.14	320	Pass
	6525	115	ax (40MHz)	26	17	12.5/14.7 (MCS11)	18.26	20.05	320	Pass
	6465	103	ax (80MHz)	26	0	12.5/14.7 (MCS11)	18.06	19.54	320	Pass
	6465	103	ax (80MHz)	26	18	12.5/14.7 (MCS11)	37.55	38.86	320	Pass
Band 7	6465	103	ax (80MHz)	26	36	12.5/14.7 (MCS11)	18.32	19.81	320	Pass
	6505	111 (L)	ax (160MHz)	26	0	12.5/14.7 (MCS11)	18.65	20.53	320	Pass
	6505		ax (160MHz)	26	36	12.5/14.7 (MCS11)	21.59	23.88	320	Pass
	6505	111 (U)	ax (160MHz)	26	36	12.5/14.7 (MCS11)	19.48	21.83	320	Pass
	6535	117	ax (20MHz)	26	0	12.5/14.7 (MCS11)	18.27	19.72	320	Pass
	6535	117	ax (20MHz)	26	4	12.5/14.7 (MCS11)	17.05	18.22	320	Pass
	6535	117	ax (20MHz)	26	8	12.5/14.7 (MCS11)	18.39	19.62	320	Pass
	6695	149	ax (20MHz)	26	0	12.5/14.7 (MCS11)	18.25	19.66	320	Pass
	6695	149	ax (20MHz)	26	4	12.5/14.7 (MCS11)	17.04	18.22	320	Pass
	6695	149	ax (20MHz)	26	8	12.5/14.7 (MCS11)	18.35	19.54	320	Pass
	6875	181	ax (20MHz)	26	0	12.5/14.7 (MCS11)	18.28	19.64	320	Pass
	6875	181	ax (20MHz)	26	4	12.5/14.7 (MCS11)	17.14	18.22	320	Pass
	6875	181	ax (20MHz)	26	8	12.5/14.7 (MCS11)	18.31	19.56	320	Pass
	6565	123	ax (40MHz)	26	0	12.5/14.7 (MCS11)	18.08	19.46	320	Pass
	6565	123	ax (40MHz)	26	8	12.5/14.7 (MCS11)	19.55	22.35	320	Pass
	6565	123	ax (40MHz)	26	17	12.5/14.7 (MCS11)	18.22	19.94	320	Pass
	6725	155	ax (40MHz)	26	0	12.5/14.7 (MCS11)	18.06	19.57	320	Pass
	6725	155	ax (40MHz)	26	8	12.5/14.7 (MCS11)	19.43	21.73	320	Pass
	6725	155	ax (40MHz)	26	17	12.5/14.7 (MCS11)	18.19	19.89	320	Pass
	6845	179	ax (40MHz)	26	0	12.5/14.7 (MCS11)	18.07	19.63	320	Pass
	6845	179	ax (40MHz)	26	8	12.5/14.7 (MCS11)	19.64	21.20	320	Pass
	6845	179	ax (40MHz)	26	17	12.5/14.7 (MCS11)	18.18	19.56	320	Pass
	6545	119	ax (80MHz)	26	0	12.5/14.7 (MCS11)	18.10	19.60	320	Pass
	6545	119	ax (80MHz)	26	18	12.5/14.7 (MCS11)	37.52	38.76	320	Pass
	6545	119	ax (80MHz)	26	36	12.5/14.7 (MCS11)	18.21	19.60	320	Pass
	6545	135	ax (80MHz)	26	0	12.5/14.7 (MCS11)	18.08	19.61	320	Pass
	6545	135	ax (80MHz)	26	18	12.5/14.7 (MCS11)	36.84	38.70	320	Pass
	6545	135	ax (80MHz)	26	36	12.5/14.7 (MCS11)	18.11	19.51	320	Pass
	6705	151	ax (80MHz)	26	0	12.5/14.7 (MCS11)	18.06	19.27	320	Pass
	6705	151	ax (80MHz)	26	18	12.5/14.7 (MCS11)	37.57	39.97	320	Pass
	6705	151	ax (80MHz)	26	36	12.5/14.7 (MCS11)	18.33	19.74	320	Pass
	6865	167	ax (80MHz)	26	0	12.5/14.7 (MCS11)	18.11	19.51	320	Pass
	6865	167	ax (80MHz)	26	18	12.5/14.7 (MCS11)	37.28	38.69	320	Pass
	6865	167	ax (80MHz)	26	36	12.5/14.7 (MCS11)	18.26	19.65	320	Pass
	6665	143 (L)	ax (160MHz)	26	0	12.5/14.7 (MCS11)	18.63	20.21	320	Pass
	6665		ax (160MHz)	26	36	12.5/14.7 (MCS11)	20.17	21.12	320	Pass
	6665	143 (U)	ax (160MHz)	26	36	12.5/14.7 (MCS11)	19.39	21.41	320	Pass

Table 7-2. Conducted Bandwidth Measurements Antenna WF7a (RU26)

FCC ID: BCGA3268 IC: 579C-A3268		MEASUREMENT REPORT (CERTIFICATION)	Approved by: Technical Manager
Test Report S/N: 1C2410210074-13-R1.BCG	Test Dates: 10/25/2024 - 1/6/2025	EUT Type: Tablet Device	Page 19 of 548

V 10.6 10/27/2023

Unless otherwise specified, no part of this report may be reproduced or utilized in any part, form or by any means, electronic or mechanical, including photocopying and microfilm, without permission in writing from Element Materials Technology. If you have any questions about this or have an enquiry about obtaining additional rights to this report or assembly of contents thereof, please contact [ct.info@element.com](mailto:ct.info@element.com).

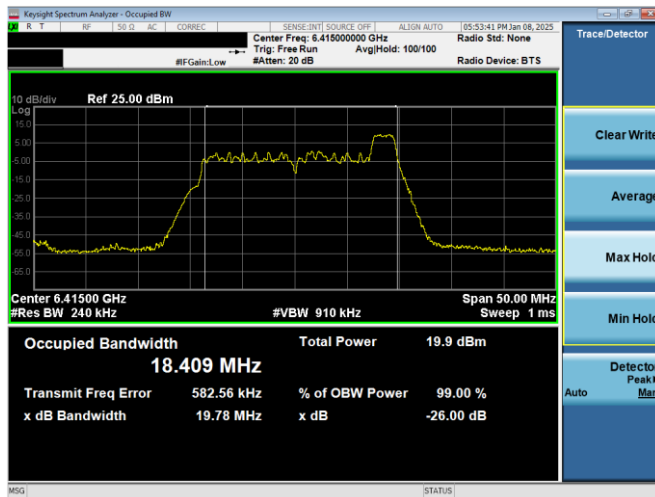
	Frequency [MHz]	Channel	802.11 MODE	RU Size	RU Index	Data Rate [Mbps]	Measured 99% Occupied Bandwidth [MHz]	Measured 26dB Bandwidth [MHz]	Maximum Bandwidth Limit [MHz]	Pass / Fail
Band 5	5935	1	ax (20MHz)	242	61	121.9/143.4 (MCS11)	19.01	21.02	320	Pass
	6175	45	ax (20MHz)	242	61	121.9/143.4 (MCS11)	19.03	20.90	320	Pass
	6415	93	ax (20MHz)	242	61	121.9/143.4 (MCS11)	18.98	21.17	320	Pass
	5965	3	ax (40MHz)	484	65	243.8/286.8 (MCS11)	37.95	41.28	320	Pass
	6165	43	ax (40MHz)	484	65	243.8/286.8 (MCS11)	38.12	41.62	320	Pass
	6165	91	ax (40MHz)	484	65	243.8/286.8 (MCS11)	38.03	47.80	320	Pass
	5985	7	ax (80MHz)	996	67	510.4/600.5 (MCS11)	77.17	82.72	320	Pass
	6145	39	ax (80MHz)	996	67	510.4/600.5 (MCS11)	77.38	82.77	320	Pass
	6385	87	ax (80MHz)	996	67	510.4/600.5 (MCS11)	77.22	99.28	320	Pass
	6025	15	ax (160MHz)	996x2	68	1020.8/1201 (MCS11)	158.34	310.06	320	Pass
Band 6	6181	47	ax (160MHz)	996x2	68	1020.8/1201 (MCS11)	158.72	307.06	320	Pass
	6345	79	ax (160MHz)	996x2	68	1020.8/1201 (MCS11)	157.74	309.69	320	Pass
	6345	97	ax (20MHz)	242	61	121.9/143.4 (MCS11)	19.05	21.22	320	Pass
	6475	105	ax (20MHz)	242	61	121.9/143.4 (MCS11)	19.03	21.25	320	Pass
	6515	113	ax (20MHz)	242	61	121.9/143.4 (MCS11)	19.05	21.40	320	Pass
	6445	99	ax (40MHz)	484	65	243.8/286.8 (MCS11)	38.10	41.69	320	Pass
	6485	107	ax (40MHz)	484	65	243.8/286.8 (MCS11)	38.15	41.96	320	Pass
	6525	115	ax (40MHz)	484	65	243.8/286.8 (MCS11)	38.19	41.74	320	Pass
Band 7	6465	103	ax (80MHz)	996	67	510.4/600.5 (MCS11)	77.49	99.55	320	Pass
	6505	111	ax (160MHz)	996x2	68	1020.8/1201 (MCS11)	158.64	307.06	320	Pass
	6535	117	ax (20MHz)	242	61	121.9/143.4 (MCS11)	19.05	21.06	320	Pass
	6695	149	ax (20MHz)	242	61	121.9/143.4 (MCS11)	19.02	21.01	320	Pass
	6875	181	ax (20MHz)	242	61	121.9/143.4 (MCS11)	19.04	21.03	320	Pass
	6565	123	ax (40MHz)	484	65	243.8/286.8 (MCS11)	38.15	56.96	320	Pass
	6725	155	ax (40MHz)	484	65	243.8/286.8 (MCS11)	38.15	60.42	320	Pass
	6845	179	ax (40MHz)	484	65	243.8/286.8 (MCS11)	38.16	48.19	320	Pass
	6545	119	ax (80MHz)	996	67	510.4/600.5 (MCS11)	77.64	99.90	320	Pass
	6545	135	ax (80MHz)	996	67	510.4/600.5 (MCS11)	77.58	100.78	320	Pass
	6705	151	ax (80MHz)	996	67	510.4/600.5 (MCS11)	77.54	100.08	320	Pass
	6865	167	ax (80MHz)	996	67	510.4/600.5 (MCS11)	77.51	100.21	320	Pass
	6665	143	ax (160MHz)	996x2	68	1020.8/1201 (MCS11)	158.74	307.80	320	Pass

**Table 7-3. Conducted Bandwidth Measurements Antenna WF7a (Fully – Loaded RU)**

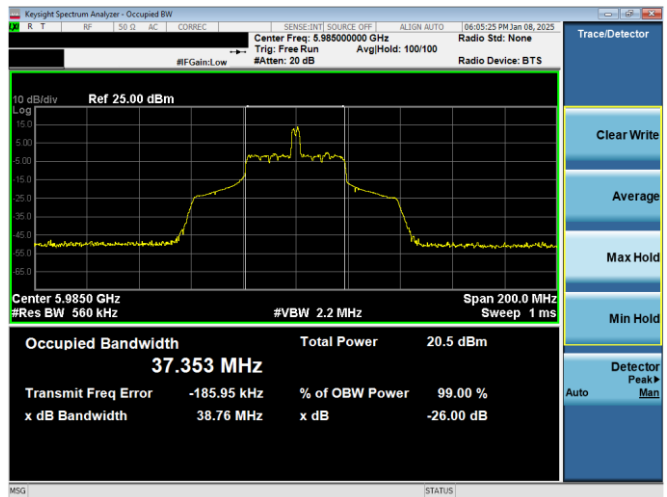
FCC ID: BCGA3268 IC: 579C-A3268	 <b>MEASUREMENT REPORT (CERTIFICATION)</b>		Approved by: Technical Manager
Test Report S/N: 1C2410210074-13-R1.BCG	Test Dates: 10/25/2024 - 1/6/2025	EUT Type: Tablet Device	Page 20 of 548

V 10.6 10/27/2023

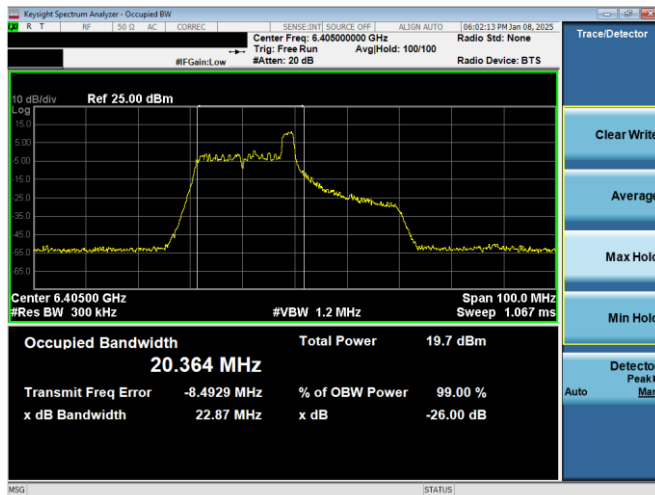
Unless otherwise specified, no part of this report may be reproduced or utilized in any part, form or by any means, electronic or mechanical, including photocopying and microfilm, without permission in writing from Element Materials Technology. If you have any questions about this or have an enquiry about obtaining additional rights to this report or assembly of contents thereof, please contact [ct.info@element.com](mailto:ct.info@element.com).



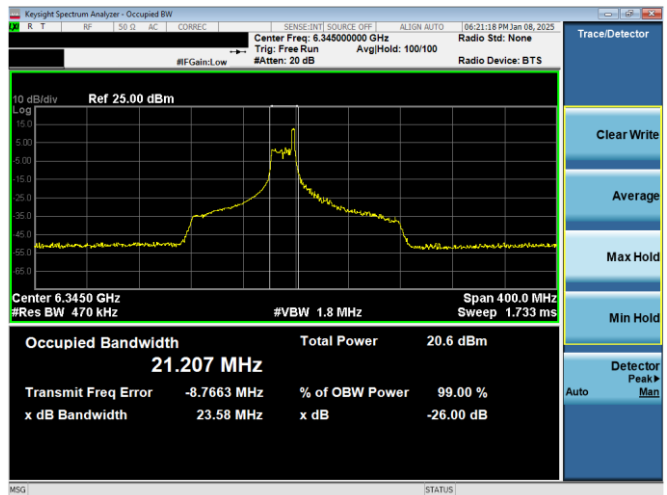
Plot 7-1. 26dB & 99% Bandwidth Plot Antenna WF7a (20MHz 802.11ax RU26 (UNII Band 5) – Ch. 93)



Plot 7-3. 26dB & 99% Bandwidth Plot Antenna WF7a (80MHz 802.11ax RU26 (UNII Band 5) – Ch. 7)



Plot 7-2. 26dB & 99% Bandwidth Plot Antenna WF7a (40MHz 802.11ax RU26 (UNII Band 5) – Ch. 91)

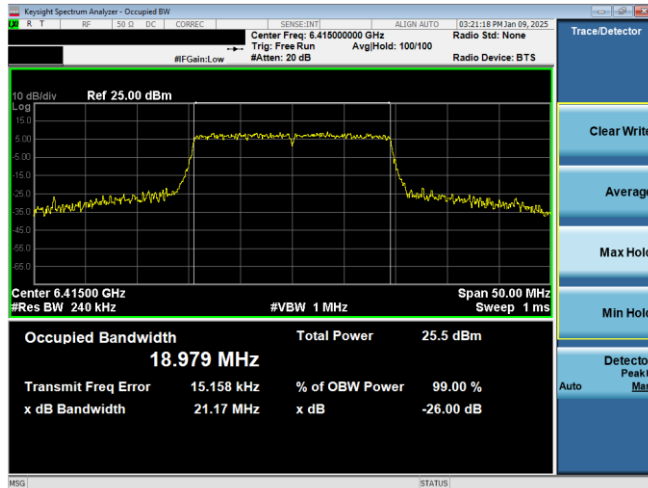


Plot 7-4. 26dB & 99% Bandwidth Plot Antenna WF7a (160MHz 802.11ax RU26 (UNII Band 5) – Ch. 79)

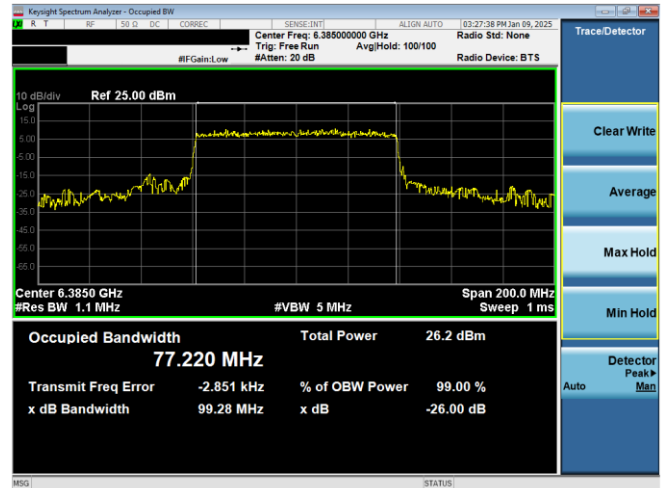
FCC ID: BCGA3268 IC: 579C-A3268	element	MEASUREMENT REPORT (CERTIFICATION)	Approved by: Technical Manager
Test Report S/N: 1C2410210074-13-R1.BCG	Test Dates: 10/25/2024 - 1/6/2025	EUT Type: Tablet Device	Page 21 of 548

V 10.6 10/27/2023

Unless otherwise specified, no part of this report may be reproduced or utilized in any part, form or by any means, electronic or mechanical, including photocopying and microfilm, without permission in writing from Element Materials Technology. If you have any questions about this or have an enquiry about obtaining additional rights to this report or assembly of contents thereof, please contact [ct.info@element.com](mailto:ct.info@element.com).



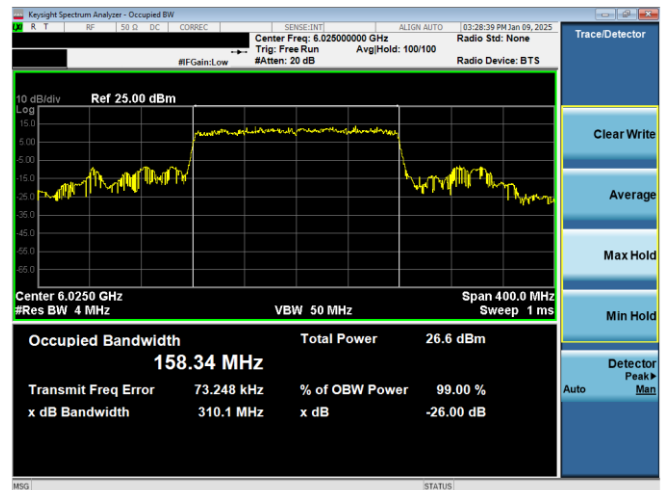
Plot 7-5. 26dB & 99% Bandwidth Plot Antenna WF7a (20MHz 802.11ax RU242 (UNII Band 5) – Ch. 93)



Plot 7-7. 26dB & 99% Bandwidth Plot Antenna WF7a (80MHz 802.11ax RU996 (UNII Band 5) – Ch. 87)



Plot 7-6. 26dB & 99% Bandwidth Plot Antenna WF7a (40MHz 802.11ax RU484 (UNII Band 5) – Ch. 91)

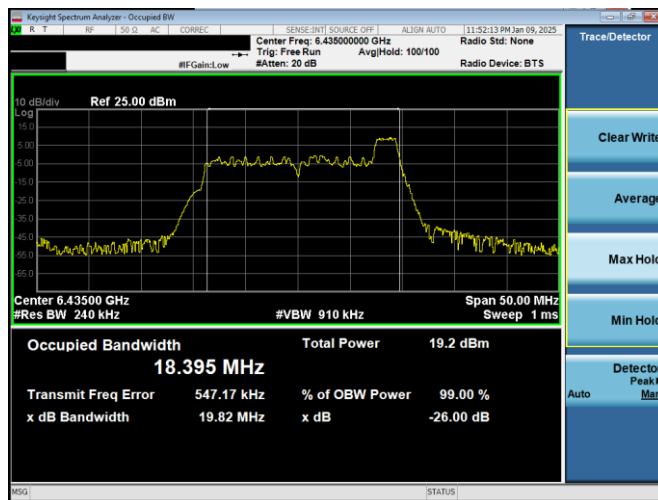


Plot 7-8. 26dB & 99% Bandwidth Plot Antenna WF7a (160MHz 802.11ax RU996x2 (UNII Band 5) – Ch. 15)

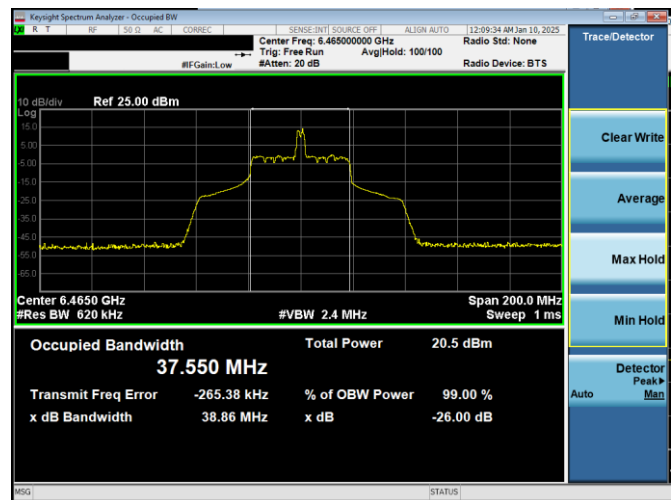
FCC ID: BCGA3268 IC: 579C-A3268	 <b>MEASUREMENT REPORT (CERTIFICATION)</b>		Approved by: Technical Manager
Test Report S/N: 1C2410210074-13-R1.BCG	Test Dates: 10/25/2024 - 1/6/2025	EUT Type: Tablet Device	Page 22 of 548

V 10.6 10/27/2023

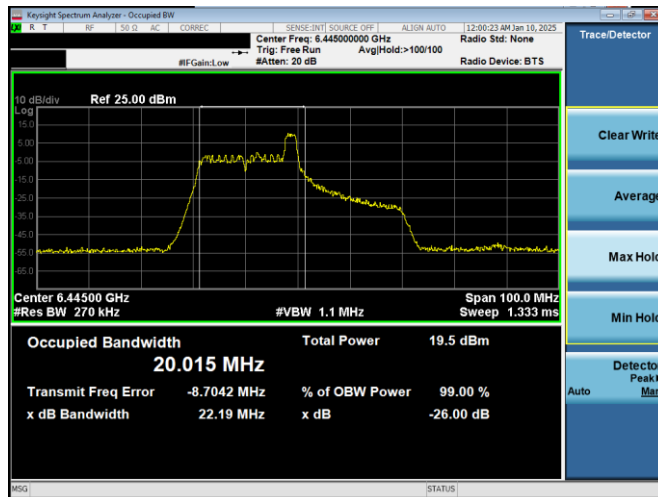
Unless otherwise specified, no part of this report may be reproduced or utilized in any part, form or by any means, electronic or mechanical, including photocopying and microfilm, without permission in writing from Element Materials Technology. If you have any questions about this or have an enquiry about obtaining additional rights to this report or assembly of contents thereof, please contact [ct.info@element.com](mailto:ct.info@element.com).



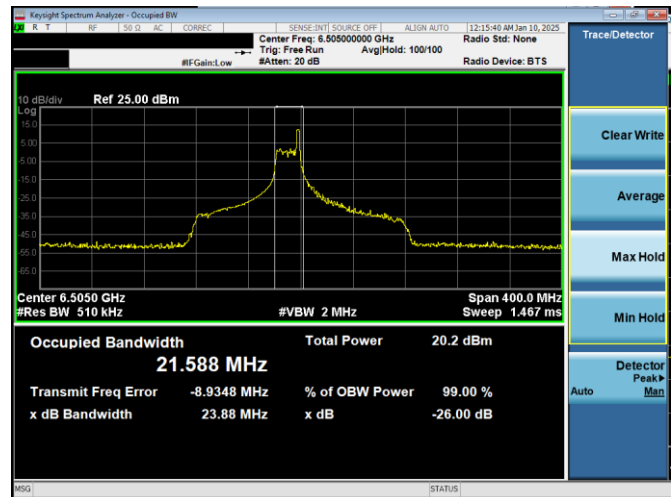
Plot 7-9. 26dB & 99% Bandwidth Plot Antenna WF7a (20MHz 802.11ax RU26 (UNII Band 6) – Ch. 97)



Plot 7-11. 26dB & 99% Bandwidth Plot Antenna WF7a (80MHz 802.11ax RU26 (UNII Band 6) – Ch. 103)



Plot 7-10. 26dB & 99% Bandwidth Plot Antenna WF7a (40MHz 802.11ax RU26 (UNII Band 6) – Ch. 99)



Plot 7-12. 26dB & 99% Bandwidth Plot Antenna WF7a (160MHz 802.11ax RU26 (UNII Band 6) – Ch. 111)

FCC ID: BCGA3268 IC: 579C-A3268	 <b>MEASUREMENT REPORT (CERTIFICATION)</b>		Approved by: Technical Manager
Test Report S/N: 1C2410210074-13-R1.BCG	Test Dates: 10/25/2024 - 1/6/2025	EUT Type: Tablet Device	Page 23 of 548

V 10.6 10/27/2023

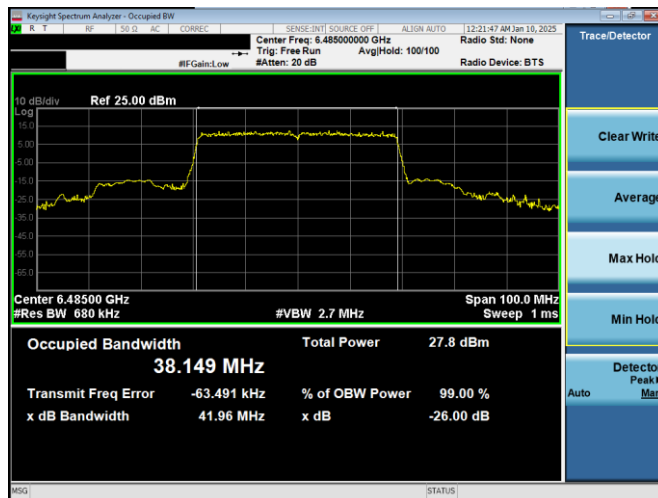
Unless otherwise specified, no part of this report may be reproduced or utilized in any part, form or by any means, electronic or mechanical, including photocopying and microfilm, without permission in writing from Element Materials Technology. If you have any questions about this or have an enquiry about obtaining additional rights to this report or assembly of contents thereof, please contact [ct.info@element.com](mailto:ct.info@element.com).



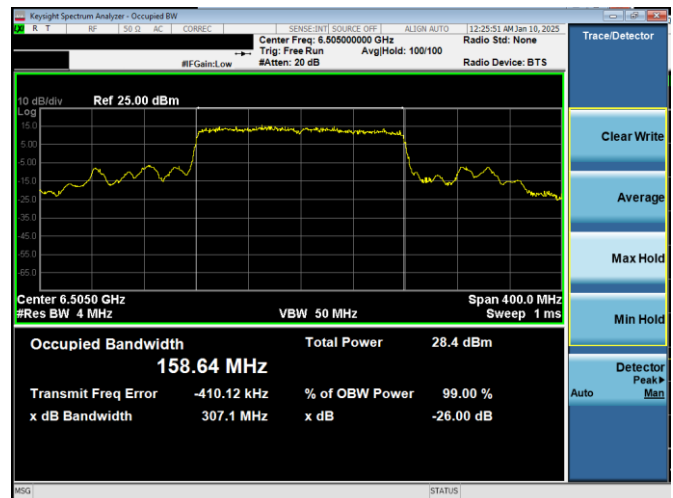
Plot 7-13. 26dB & 99% Bandwidth Plot Antenna WF7a (20MHz 802.11ax RU242 (UNII Band 6) – Ch. 113)



Plot 7-15. 26dB & 99% Bandwidth Plot Antenna WF7a (80MHz 802.11ax RU996 (UNII Band 6) – Ch. 103)



Plot 7-14. 26dB & 99% Bandwidth Plot Antenna WF7a (40MHz 802.11ax RU484 (UNII Band 6) – Ch. 107)



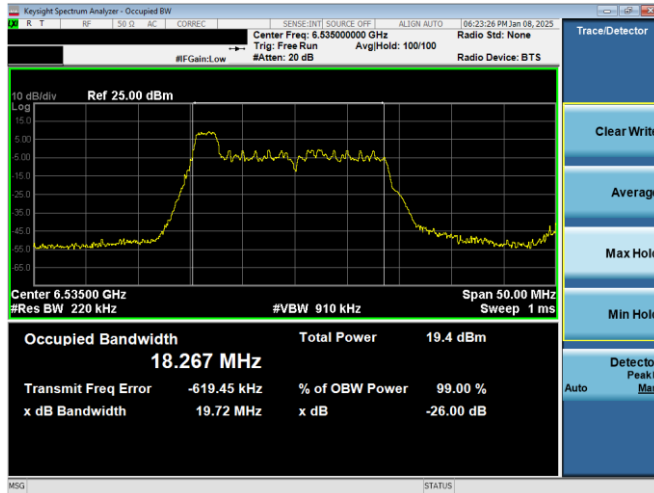
Plot 7-16. 26dB & 99% Bandwidth Plot Antenna WF7a (160MHz 802.11ax RU996x2 (UNII Band 6) – Ch. 111)

FCC ID: BCGA3268 IC: 579C-A3268	 <b>MEASUREMENT REPORT (CERTIFICATION)</b>		Approved by: Technical Manager
Test Report S/N: 1C2410210074-13-R1.BCG	Test Dates: 10/25/2024 - 1/6/2025	EUT Type: Tablet Device	Page 24 of 548

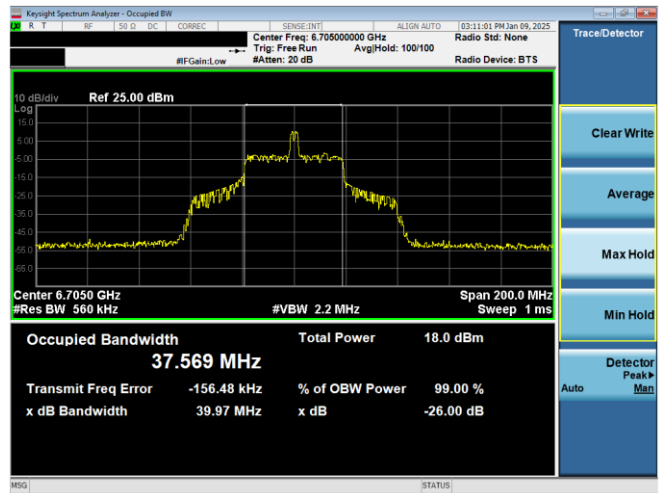
V 10.6 10/27/2023

Unless otherwise specified, no part of this report may be reproduced or utilized in any part, form or by any means, electronic or mechanical, including photocopying and microfilm, without permission in writing from Element Materials Technology. If you have any questions about this or have an enquiry about obtaining additional rights to this report or assembly of contents thereof, please contact [ct.info@element.com](mailto:ct.info@element.com).

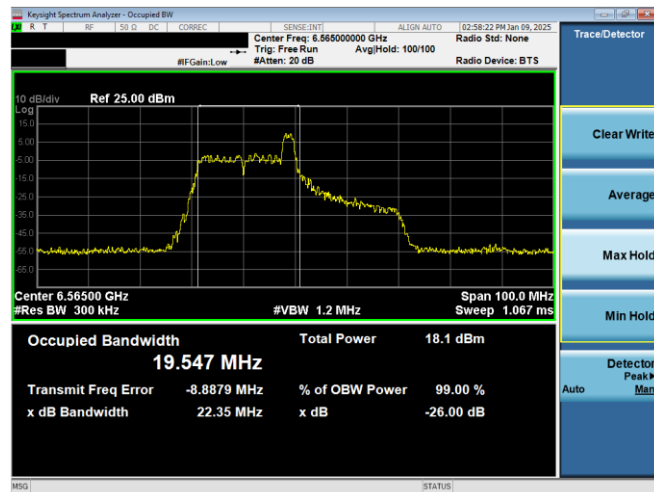




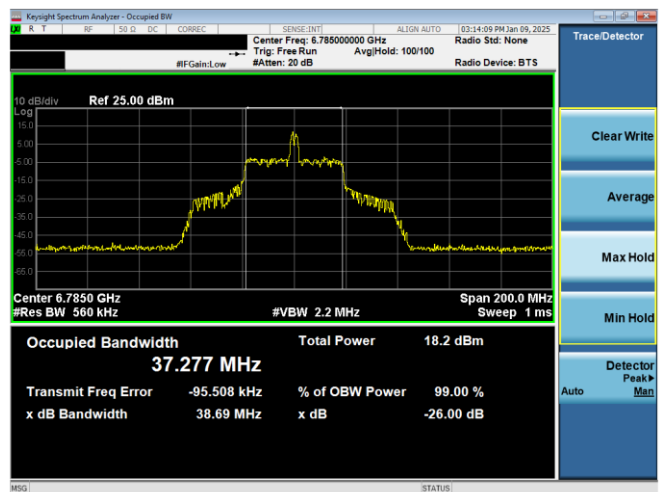
Plot 7-17. 26dB & 99% Bandwidth Plot Antenna WF7a (20MHz 802.11ax RU26 (UNII Band 7) – Ch. 117)



Plot 7-19. 26dB & 99% Bandwidth Plot Antenna WF7a (80MHz 802.11ax RU26 (UNII Band 7) – Ch. 151)



Plot 7-18. 26dB & 99% Bandwidth Plot Antenna WF7a (40MHz 802.11ax RU26 (UNII Band 7) – Ch. 123)

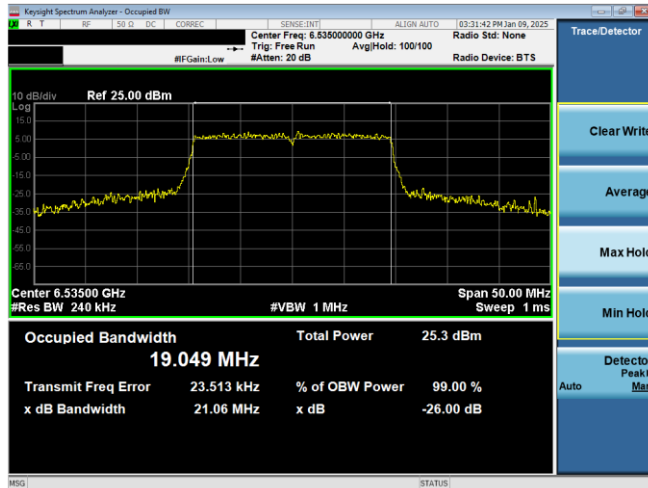


Plot 7-20. 26dB & 99% Bandwidth Plot Antenna WF7a (80MHz 802.11ax RU26 (UNII Band 7) – Ch. 167)

FCC ID: BCGA3268 IC: 579C-A3268			MEASUREMENT REPORT (CERTIFICATION)	Approved by: Technical Manager
Test Report S/N: 1C2410210074-13-R1.BCG	Test Dates: 10/25/2024 - 1/6/2025	EUT Type: Tablet Device		Page 25 of 548

V 10.6 10/27/2023

Unless otherwise specified, no part of this report may be reproduced or utilized in any part, form or by any means, electronic or mechanical, including photocopying and microfilm, without permission in writing from Element Materials Technology. If you have any questions about this or have an enquiry about obtaining additional rights to this report or assembly of contents thereof, please contact [ct.info@element.com](mailto:ct.info@element.com).



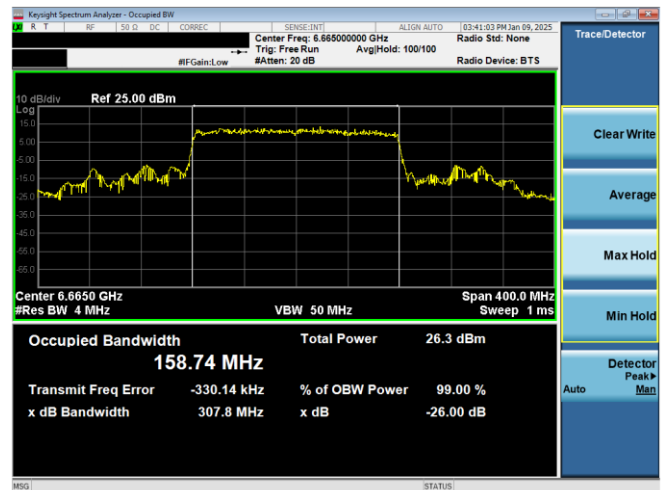
Plot 7-21. 26dB & 99% Bandwidth Plot Antenna WF7a (20MHz 802.11ax RU242 (UNII Band 7) – Ch. 117)



Plot 7-23. 26dB & 99% Bandwidth Plot Antenna WF7a (80MHz 802.11ax RU996 (UNII Band 7) – Ch. 135)



Plot 7-22. 26dB & 99% Bandwidth Plot Antenna WF7a (40MHz 802.11ax RU484 (UNII Band 7) – Ch. 155)



Plot 7-24. 26dB & 99% Bandwidth Plot Antenna WF7a (160MHz 802.11ax RU996x2 (UNII Band 7) – Ch. 143)

FCC ID: BCGA3268 IC: 579C-A3268	 <b>MEASUREMENT REPORT (CERTIFICATION)</b>		Approved by: Technical Manager
Test Report S/N: 1C2410210074-13-R1.BCG	Test Dates: 10/25/2024 - 1/6/2025	EUT Type: Tablet Device	Page 26 of 548

V 10.6 10/27/2023

Unless otherwise specified, no part of this report may be reproduced or utilized in any part, form or by any means, electronic or mechanical, including photocopying and microfilm, without permission in writing from Element Materials Technology. If you have any questions about this or have an enquiry about obtaining additional rights to this report or assembly of contents thereof, please contact [ct.info@element.com](mailto:ct.info@element.com).

## 7.2.2 Antenna WF7a 26dB & 99% Bandwidth Measurements – LPI

	Frequency [MHz]	Channel	802.11 MODE	RU Size	RU Index	Data Rate [Mbps]	Measured 99% Occupied Bandwidth [MHz]	Measured 26dB Bandwidth [MHz]	Maximum Bandwidth Limit [MHz]	Pass / Fail
Band 5	5935	1	ax (20MHz)	26	0	12.5/14.7 (MCS11)	18.28	19.69	320	Pass
	5935	1	ax (20MHz)	26	4	12.5/14.7 (MCS11)	17.05	18.13	320	Pass
	5935	1	ax (20MHz)	26	8	12.5/14.7 (MCS11)	18.39	19.70	320	Pass
	6175	45	ax (20MHz)	26	0	12.5/14.7 (MCS11)	18.26	19.81	320	Pass
	6175	45	ax (20MHz)	26	4	12.5/14.7 (MCS11)	17.05	18.20	320	Pass
	6175	45	ax (20MHz)	26	8	12.5/14.7 (MCS11)	18.36	19.66	320	Pass
	6415	93	ax (20MHz)	26	0	12.5/14.7 (MCS11)	18.23	19.57	320	Pass
	6415	93	ax (20MHz)	26	4	12.5/14.7 (MCS11)	17.07	18.24	320	Pass
	6415	93	ax (20MHz)	26	8	12.5/14.7 (MCS11)	18.42	19.65	320	Pass
	5965	3	ax (40MHz)	26	0	12.5/14.7 (MCS11)	18.18	19.56	320	Pass
	5965	3	ax (40MHz)	26	8	12.5/14.7 (MCS11)	20.44	22.76	320	Pass
	5965	3	ax (40MHz)	26	17	12.5/14.7 (MCS11)	18.32	19.97	320	Pass
	6165	43	ax (40MHz)	26	0	12.5/14.7 (MCS11)	18.14	20.00	320	Pass
	6165	43	ax (40MHz)	26	8	12.5/14.7 (MCS11)	20.38	22.34	320	Pass
	6165	43	ax (40MHz)	26	17	12.5/14.7 (MCS11)	18.22	19.74	320	Pass
	6165	91	ax (40MHz)	26	0	12.5/14.7 (MCS11)	18.14	19.87	320	Pass
	6165	91	ax (40MHz)	26	8	12.5/14.7 (MCS11)	20.08	22.29	320	Pass
	6165	91	ax (40MHz)	26	17	12.5/14.7 (MCS11)	18.33	20.24	320	Pass
	5985	7	ax (80MHz)	26	0	12.5/14.7 (MCS11)	18.13	19.49	320	Pass
	5985	7	ax (80MHz)	26	18	12.5/14.7 (MCS11)	37.45	38.68	320	Pass
	5985	7	ax (80MHz)	26	36	12.5/14.7 (MCS11)	18.22	19.56	320	Pass
	6145	39	ax (80MHz)	26	0	12.5/14.7 (MCS11)	18.20	19.66	320	Pass
	6145	39	ax (80MHz)	26	18	12.5/14.7 (MCS11)	37.34	38.59	320	Pass
	6145	39	ax (80MHz)	26	36	12.5/14.7 (MCS11)	18.21	19.71	320	Pass
	6385	87	ax (80MHz)	26	0	12.5/14.7 (MCS11)	18.07	19.77	320	Pass
	6385	87	ax (80MHz)	26	18	12.5/14.7 (MCS11)	37.30	38.64	320	Pass
	6385	87	ax (80MHz)	26	36	12.5/14.7 (MCS11)	18.32	19.65	320	Pass
	6025	15 (L)	ax (160MHz)	26	0	12.5/14.7 (MCS11)	18.91	20.84	320	Pass
	6025		ax (160MHz)	26	36	12.5/14.7 (MCS11)	22.10	23.25	320	Pass
	6025	15 (U)	ax (160MHz)	26	36	12.5/14.7 (MCS11)	19.55	21.50	320	Pass
	6185	47 (L)	ax (160MHz)	26	0	12.5/14.7 (MCS11)	18.73	20.85	320	Pass
	6185		ax (160MHz)	26	36	12.5/14.7 (MCS11)	22.27	24.00	320	Pass
	6185	47 (U)	ax (160MHz)	26	36	12.5/14.7 (MCS11)	19.47	21.59	320	Pass
	6345	79 (L)	ax (160MHz)	26	0	12.5/14.7 (MCS11)	18.74	20.87	320	Pass
	6345		ax (160MHz)	26	36	12.5/14.7 (MCS11)	21.98	23.40	320	Pass
	6345	79 (U)	ax (160MHz)	26	36	12.5/14.7 (MCS11)	20.27	21.86	320	Pass
Band 6	6345	97	ax (20MHz)	26	0	12.5/14.7 (MCS11)	18.22	19.65	320	Pass
	6345	97	ax (20MHz)	26	4	12.5/14.7 (MCS11)	17.07	18.25	320	Pass
	6345	97	ax (20MHz)	26	8	12.5/14.7 (MCS11)	18.38	19.70	320	Pass
	6475	105	ax (20MHz)	26	0	12.5/14.7 (MCS11)	18.26	19.69	320	Pass
	6475	105	ax (20MHz)	26	4	12.5/14.7 (MCS11)	17.05	18.19	320	Pass
	6475	105	ax (20MHz)	26	8	12.5/14.7 (MCS11)	18.42	19.70	320	Pass
	6515	113	ax (20MHz)	26	0	12.5/14.7 (MCS11)	18.23	19.57	320	Pass
	6515	113	ax (20MHz)	26	4	12.5/14.7 (MCS11)	17.07	18.21	320	Pass
	6515	113	ax (20MHz)	26	8	12.5/14.7 (MCS11)	18.36	19.73	320	Pass
	6445	99	ax (40MHz)	26	0	12.5/14.7 (MCS11)	18.17	19.79	320	Pass
	6445	99	ax (40MHz)	26	8	12.5/14.7 (MCS11)	20.14	22.18	320	Pass
	6445	99	ax (40MHz)	26	17	12.5/14.7 (MCS11)	18.31	20.22	320	Pass
	6485	107	ax (40MHz)	26	0	12.5/14.7 (MCS11)	18.21	19.76	320	Pass
	6485	107	ax (40MHz)	26	8	12.5/14.7 (MCS11)	20.08	22.62	320	Pass
	6485	107	ax (40MHz)	26	17	12.5/14.7 (MCS11)	18.41	20.24	320	Pass
	6525	115	ax (40MHz)	26	0	12.5/14.7 (MCS11)	18.16	19.77	320	Pass
	6525	115	ax (40MHz)	26	8	12.5/14.7 (MCS11)	20.16	22.80	320	Pass
	6525	115	ax (40MHz)	26	17	12.5/14.7 (MCS11)	18.31	20.12	320	Pass
	6465	103	ax (80MHz)	26	0	12.5/14.7 (MCS11)	18.13	19.47	320	Pass
	6465	103	ax (80MHz)	26	18	12.5/14.7 (MCS11)	37.34	38.68	320	Pass
	6465	103	ax (80MHz)	26	36	12.5/14.7 (MCS11)	18.31	19.68	320	Pass
	6505	111 (L)	ax (160MHz)	26	0	12.5/14.7 (MCS11)	18.69	20.70	320	Pass
	6505		ax (160MHz)	26	36	12.5/14.7 (MCS11)	22.51	24.60	320	Pass
	6505	111 (U)	ax (160MHz)	26	36	12.5/14.7 (MCS11)	19.70	21.82	320	Pass

Table 7-4. Conducted Bandwidth Measurements Antenna WF7a (RU26)

FCC ID: BCGA3268 IC: 579C-A3268	 <b>MEASUREMENT REPORT (CERTIFICATION)</b>		Approved by: Technical Manager
Test Report S/N: 1C2410210074-13-R1.BCG	Test Dates: 10/25/2024 - 1/6/2025	EUT Type: Tablet Device	Page 27 of 548

V 10.6 10/27/2023

Unless otherwise specified, no part of this report may be reproduced or utilized in any part, form or by any means, electronic or mechanical, including photocopying and microfilm, without permission in writing from Element Materials Technology. If you have any questions about this or have an enquiry about obtaining additional rights to this report or assembly of contents thereof, please contact [ct.info@element.com](mailto:ct.info@element.com).

	Frequency [MHz]	Channel	802.11 MODE	RU Size	RU Index	Data Rate [Mbps]	Measured 99% Occupied Bandwidth [MHz]	Measured 26dB Bandwidth [MHz]	Maximum Bandwidth Limit [MHz]	Pass / Fail
Band 7	6535	117	ax (20MHz)	26	0	12.5/14.7 (MCS11)	18.28	19.72	320	Pass
	6535	117	ax (20MHz)	26	4	12.5/14.7 (MCS11)	17.05	18.21	320	Pass
	6535	117	ax (20MHz)	26	8	12.5/14.7 (MCS11)	18.38	19.63	320	Pass
	6695	149	ax (20MHz)	26	0	12.5/14.7 (MCS11)	18.25	19.62	320	Pass
	6695	149	ax (20MHz)	26	4	12.5/14.7 (MCS11)	17.06	18.20	320	Pass
	6695	149	ax (20MHz)	26	8	12.5/14.7 (MCS11)	18.35	19.58	320	Pass
	6875	185	ax (20MHz)	26	0	12.5/14.7 (MCS11)	18.23	19.61	320	Pass
	6875	185	ax (20MHz)	26	4	12.5/14.7 (MCS11)	17.09	18.23	320	Pass
	6875	185	ax (20MHz)	26	8	12.5/14.7 (MCS11)	18.36	19.61	320	Pass
	6565	123	ax (40MHz)	26	0	12.5/14.7 (MCS11)	18.19	19.70	320	Pass
	6565	123	ax (40MHz)	26	8	12.5/14.7 (MCS11)	19.99	22.26	320	Pass
	6565	123	ax (40MHz)	26	17	12.5/14.7 (MCS11)	18.35	19.89	320	Pass
	6725	155	ax (40MHz)	26	0	12.5/14.7 (MCS11)	18.17	19.96	320	Pass
	6725	155	ax (40MHz)	26	8	12.5/14.7 (MCS11)	20.17	22.24	320	Pass
	6725	155	ax (40MHz)	26	17	12.5/14.7 (MCS11)	18.27	19.93	320	Pass
	6845	179	ax (40MHz)	26	0	12.5/14.7 (MCS11)	18.18	19.67	320	Pass
	6845	179	ax (40MHz)	26	8	12.5/14.7 (MCS11)	20.20	22.43	320	Pass
	6845	179	ax (40MHz)	26	17	12.5/14.7 (MCS11)	18.32	20.06	320	Pass
	6545	119	ax (80MHz)	26	0	12.5/14.7 (MCS11)	18.16	19.63	320	Pass
	6545	119	ax (80MHz)	26	18	12.5/14.7 (MCS11)	37.50	39.06	320	Pass
	6545	119	ax (80MHz)	26	36	12.5/14.7 (MCS11)	18.23	19.58	320	Pass
	6705	151	ax (80MHz)	26	0	12.5/14.7 (MCS11)	18.15	19.65	320	Pass
	6705	151	ax (80MHz)	26	18	12.5/14.7 (MCS11)	37.52	38.88	320	Pass
	6705	151	ax (80MHz)	26	36	12.5/14.7 (MCS11)	18.33	19.63	320	Pass
	6865	183	ax (80MHz)	26	0	12.5/14.7 (MCS11)	18.14	19.63	320	Pass
	6865	183	ax (80MHz)	26	18	12.5/14.7 (MCS11)	37.32	38.72	320	Pass
	6865	183	ax (80MHz)	26	36	12.5/14.7 (MCS11)	18.26	19.90	320	Pass
	6665	143 (L)	ax (160MHz)	26	0	12.5/14.7 (MCS11)	18.71	20.34	320	Pass
	6665		ax (160MHz)	26	36	12.5/14.7 (MCS11)	21.45	22.82	320	Pass
	6665	143 (U)	ax (160MHz)	26	36	12.5/14.7 (MCS11)	19.54	21.51	320	Pass
	6825	175 (L)	ax (160MHz)	26	0	12.5/14.7 (MCS11)	18.89	20.60	320	Pass
	6825		ax (160MHz)	26	36	12.5/14.7 (MCS11)	22.45	24.00	320	Pass
	6825	175 (U)	ax (160MHz)	26	36	12.5/14.7 (MCS11)	19.47	21.32	320	Pass
Band 8	6895	189	ax (20MHz)	26	0	12.5/14.7 (MCS11)	18.30	19.67	320	Pass
	6895	189	ax (20MHz)	26	4	12.5/14.7 (MCS11)	17.07	18.21	320	Pass
	6895	189	ax (20MHz)	26	8	12.5/14.7 (MCS11)	18.37	19.69	320	Pass
	6995	209	ax (20MHz)	26	0	12.5/14.7 (MCS11)	18.29	19.85	320	Pass
	6995	209	ax (20MHz)	26	4	12.5/14.7 (MCS11)	17.04	18.18	320	Pass
	6995	209	ax (20MHz)	26	8	12.5/14.7 (MCS11)	18.37	19.63	320	Pass
	7095	229	ax (20MHz)	26	0	12.5/14.7 (MCS11)	18.27	19.74	320	Pass
	7095	229	ax (20MHz)	26	4	12.5/14.7 (MCS11)	17.02	18.10	320	Pass
	7095	229	ax (20MHz)	26	8	12.5/14.7 (MCS11)	18.38	19.73	320	Pass
	6885	187	ax (40MHz)	26	0	12.5/14.7 (MCS11)	18.15	19.82	320	Pass
	6885	187	ax (40MHz)	26	8	12.5/14.7 (MCS11)	20.12	22.48	320	Pass
	6885	187	ax (40MHz)	26	17	12.5/14.7 (MCS11)	18.28	20.18	320	Pass
	7005	211	ax (40MHz)	26	0	12.5/14.7 (MCS11)	18.18	19.73	320	Pass
	7005	211	ax (40MHz)	26	8	12.5/14.7 (MCS11)	20.19	22.09	320	Pass
	7005	211	ax (40MHz)	26	17	12.5/14.7 (MCS11)	18.26	19.96	320	Pass
	7085	227	ax (40MHz)	26	0	12.5/14.7 (MCS11)	18.18	19.76	320	Pass
	7085	227	ax (40MHz)	26	8	12.5/14.7 (MCS11)	20.05	21.97	320	Pass
	7085	227	ax (40MHz)	26	17	12.5/14.7 (MCS11)	18.24	19.73	320	Pass
	6945	199	ax (80MHz)	26	0	12.5/14.7 (MCS11)	18.14	19.71	320	Pass
	6945	199	ax (80MHz)	26	18	12.5/14.7 (MCS11)	37.55	38.78	320	Pass
	6945	199	ax (80MHz)	26	36	12.5/14.7 (MCS11)	18.27	19.60	320	Pass
	7025	215	ax (80MHz)	26	0	12.5/14.7 (MCS11)	18.18	19.76	320	Pass
	7025	215	ax (80MHz)	26	18	12.5/14.7 (MCS11)	37.38	38.81	320	Pass
	7025	215	ax (80MHz)	26	36	12.5/14.7 (MCS11)	18.29	19.69	320	Pass
	6985	207 (L)	ax (160MHz)	26	0	12.5/14.7 (MCS11)	18.71	20.78	320	Pass
	6985		ax (160MHz)	26	36	12.5/14.7 (MCS11)	21.70	23.91	320	Pass
	6985	207 (U)	ax (160MHz)	26	36	12.5/14.7 (MCS11)	19.85	21.96	320	Pass

**Table 7-5. Conducted Bandwidth Measurements Antenna WF7a (RU26)**

FCC ID: BCGA3268 IC: 579C-A3268	 <b>MEASUREMENT REPORT (CERTIFICATION)</b>		Approved by: Technical Manager
Test Report S/N: 1C2410210074-13-R1.BCG	Test Dates: 10/25/2024 - 1/6/2025	EUT Type: Tablet Device	Page 28 of 548

V 10.6 10/27/2023

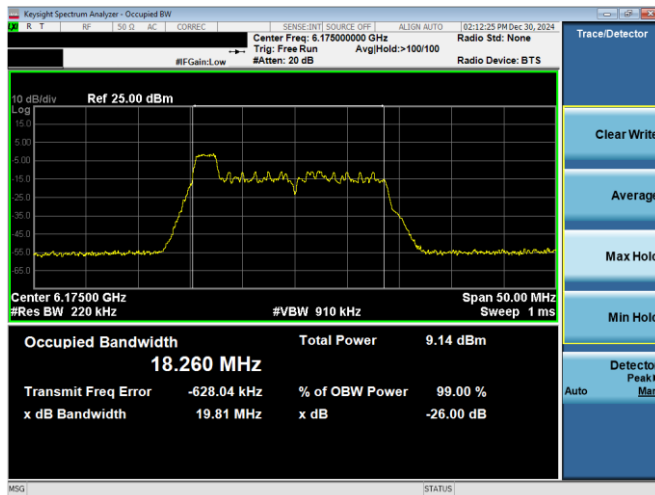
Unless otherwise specified, no part of this report may be reproduced or utilized in any part, form or by any means, electronic or mechanical, including photocopying and microfilm, without permission in writing from Element Materials Technology. If you have any questions about this or have an enquiry about obtaining additional rights to this report or assembly of contents thereof, please contact [ct.info@element.com](mailto:ct.info@element.com).

	Frequency [MHz]	Channel	802.11 MODE	RU Size	RU Index	Data Rate [Mbps]	Measured 99% Occupied Bandwidth [MHz]	Measured 26dB Bandwidth [MHz]	Maximum Bandwidth Limit [MHz]	Pass / Fail
Band 5	5935	1	ax (20MHz)	242	61	121.9/143.4 (MCS11)	19.04	21.16	320	Pass
	6175	45	ax (20MHz)	242	61	121.9/143.4 (MCS11)	19.03	21.17	320	Pass
	6415	93	ax (20MHz)	242	61	121.9/143.4 (MCS11)	19.00	21.20	320	Pass
	5965	3	ax (40MHz)	484	65	243.8/286.8 (MCS11)	37.94	41.46	320	Pass
	6165	43	ax (40MHz)	484	65	243.8/286.8 (MCS11)	37.96	41.61	320	Pass
	6165	91	ax (40MHz)	484	65	243.8/286.8 (MCS11)	37.91	41.17	320	Pass
	5985	7	ax (80MHz)	996	67	510.4/600.5 (MCS11)	77.19	82.74	320	Pass
	6145	39	ax (80MHz)	996	67	510.4/600.5 (MCS11)	77.31	82.94	320	Pass
	6385	87	ax (80MHz)	996	67	510.4/600.5 (MCS11)	77.26	82.81	320	Pass
	6025	15	ax (160MHz)	996x2	68	1020.8/1201 (MCS11)	156.38	166.64	320	Pass
	6185	47	ax (160MHz)	996x2	68	1020.8/1201 (MCS11)	157.17	241.54	320	Pass
Band 6	6345	79	ax (160MHz)	996x2	68	1020.8/1201 (MCS11)	156.21	165.88	320	Pass
	6345	97	ax (20MHz)	242	61	121.9/143.4 (MCS11)	19.08	21.17	320	Pass
	6475	105	ax (20MHz)	242	61	121.9/143.4 (MCS11)	19.02	21.18	320	Pass
	6515	113	ax (20MHz)	242	61	121.9/143.4 (MCS11)	19.06	21.12	320	Pass
	6445	99	ax (40MHz)	484	65	243.8/286.8 (MCS11)	37.96	41.33	320	Pass
	6485	107	ax (40MHz)	484	65	243.8/286.8 (MCS11)	37.95	41.73	320	Pass
	6525	115	ax (40MHz)	484	65	243.8/286.8 (MCS11)	38.01	41.21	320	Pass
Band 7	6465	103	ax (80MHz)	996	67	510.4/600.5 (MCS11)	77.24	82.54	320	Pass
	6505	111	ax (160MHz)	996x2	68	1020.8/1201 (MCS11)	156.46	166.24	320	Pass
	6535	117	ax (20MHz)	242	61	121.9/143.4 (MCS11)	19.06	21.24	320	Pass
	6695	149	ax (20MHz)	242	61	121.9/143.4 (MCS11)	19.04	21.23	320	Pass
	6875	185	ax (20MHz)	242	61	121.9/143.4 (MCS11)	19.06	21.20	320	Pass
	6565	123	ax (40MHz)	484	65	243.8/286.8 (MCS11)	37.94	41.32	320	Pass
	6725	155	ax (40MHz)	484	65	243.8/286.8 (MCS11)	37.91	41.60	320	Pass
	6845	179	ax (40MHz)	484	65	243.8/286.8 (MCS11)	38.03	41.63	320	Pass
	6545	119	ax (80MHz)	996	67	510.4/600.5 (MCS11)	77.19	82.42	320	Pass
	6705	151	ax (80MHz)	996	67	510.4/600.5 (MCS11)	77.33	82.66	320	Pass
	6865	183	ax (80MHz)	996	67	510.4/600.5 (MCS11)	77.30	82.43	320	Pass
Band 8	6665	143	ax (160MHz)	996x2	68	1020.8/1201 (MCS11)	156.46	166.11	320	Pass
	6825	175	ax (160MHz)	996x2	68	1020.8/1201 (MCS11)	156.36	166.49	320	Pass
	6895	189	ax (20MHz)	242	61	121.9/143.4 (MCS11)	19.04	21.30	320	Pass
	6995	209	ax (20MHz)	242	61	121.9/143.4 (MCS11)	19.04	21.22	320	Pass
	7115	229	ax (20MHz)	242	61	121.9/143.4 (MCS11)	19.05	21.20	320	Pass
	6885	187	ax (40MHz)	484	65	243.8/286.8 (MCS11)	37.99	41.40	320	Pass
	7005	211	ax (40MHz)	484	65	243.8/286.8 (MCS11)	37.96	41.49	320	Pass
	7085	227	ax (40MHz)	484	65	243.8/286.8 (MCS11)	37.99	41.32	320	Pass
	6945	199	ax (80MHz)	996	67	510.4/600.5 (MCS11)	77.37	82.89	320	Pass
	7025	215	ax (80MHz)	996	67	510.4/600.5 (MCS11)	77.22	82.79	320	Pass
	6985	207	ax (160MHz)	996x2	68	1020.8/1201 (MCS11)	156.53	179.75	320	Pass

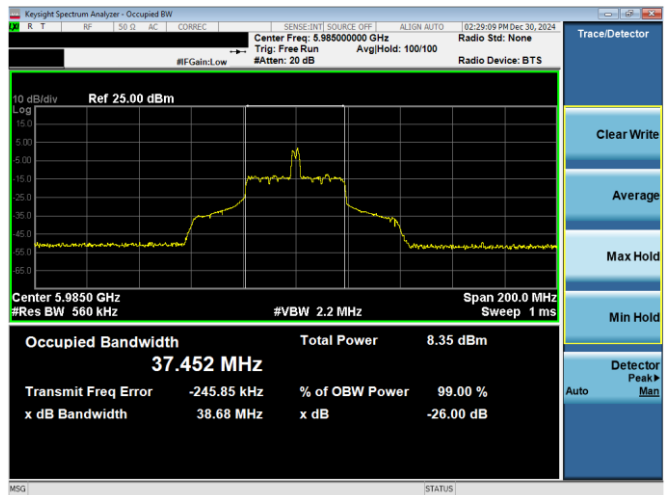
**Table 7-6. Conducted Bandwidth Measurements Antenna WF7a (Fully – Loaded RU)**

FCC ID: BCGA3268 IC: 579C-A3268	 <b>MEASUREMENT REPORT (CERTIFICATION)</b>		Approved by: Technical Manager
Test Report S/N: 1C2410210074-13-R1.BCG	Test Dates: 10/25/2024 - 1/6/2025	EUT Type: Tablet Device	Page 29 of 548

V 10.6 10/27/2023



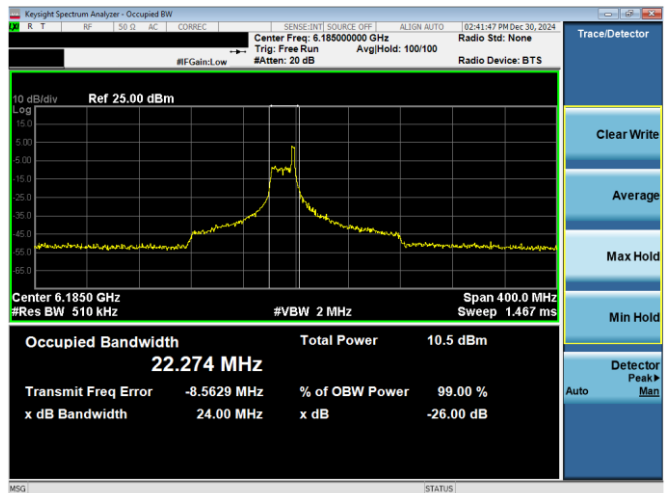
Plot 7-25. 26dB & 99% Bandwidth Plot Antenna WF7a (20MHz 802.11ax RU26 (UNII Band 5) – Ch. 45)



Plot 7-27. 26dB & 99% Bandwidth Plot Antenna WF7a (80MHz 802.11ax RU26 (UNII Band 5) – Ch. 7)



Plot 7-26. 26dB & 99% Bandwidth Plot Antenna WF7a (40MHz 802.11ax RU26 (UNII Band 5) – Ch. 3)

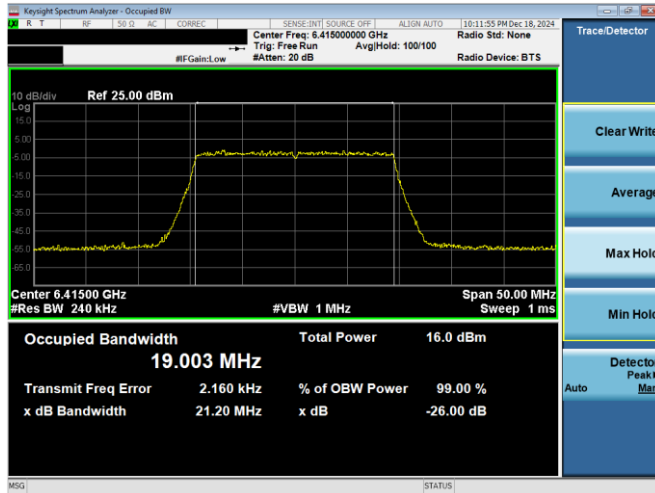


Plot 7-28. 26dB & 99% Bandwidth Plot Antenna WF7a (160MHz 802.11ax RU26 (UNII Band 5) – Ch. 47)

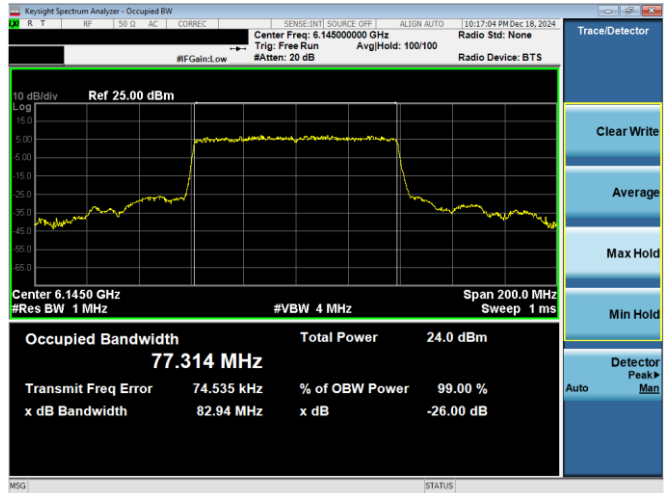
FCC ID: BCGA3268 IC: 579C-A3268	 <b>MEASUREMENT REPORT (CERTIFICATION)</b>		Approved by: Technical Manager
Test Report S/N: 1C2410210074-13-R1.BCG	Test Dates: 10/25/2024 - 1/6/2025	EUT Type: Tablet Device	Page 30 of 548

V 10.6 10/27/2023

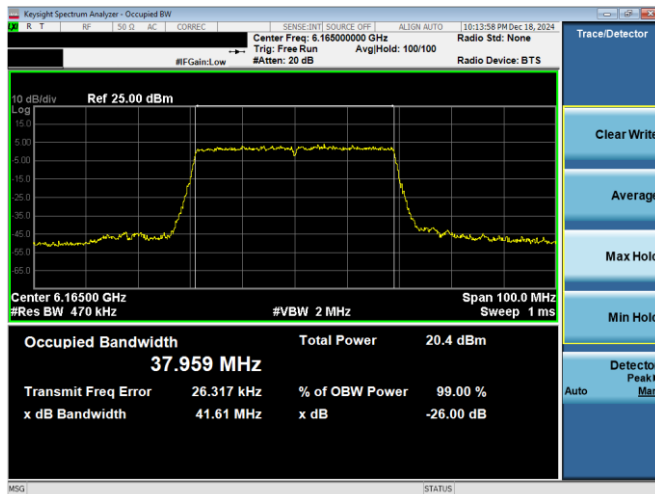
Unless otherwise specified, no part of this report may be reproduced or utilized in any part, form or by any means, electronic or mechanical, including photocopying and microfilm, without permission in writing from Element Materials Technology. If you have any questions about this or have an enquiry about obtaining additional rights to this report or assembly of contents thereof, please contact [ct.info@element.com](mailto:ct.info@element.com).



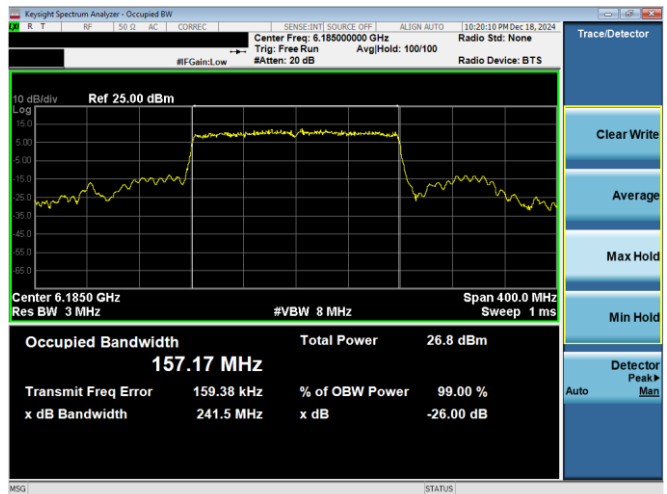
Plot 7-29. 26dB & 99% Bandwidth Plot Antenna WF7a (20MHz 802.11ax RU242 (UNII Band 5) – Ch. 93)



Plot 7-31. 26dB & 99% Bandwidth Plot Antenna WF7a (80MHz 802.11ax RU996 (UNII Band 5) – Ch. 39)



Plot 7-30. 26dB & 99% Bandwidth Plot Antenna WF7a (40MHz 802.11ax RU484 (UNII Band 5) – Ch. 43)

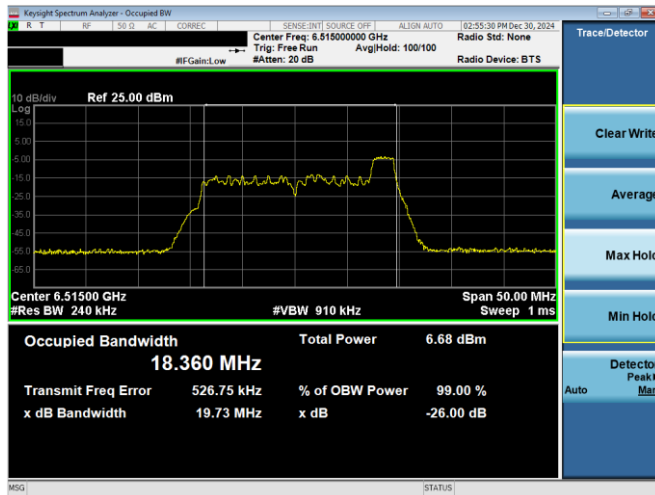


Plot 7-32. 26dB & 99% Bandwidth Plot Antenna WF7a (160MHz 802.11ax RU996x2 (UNII Band 5) – Ch. 47)

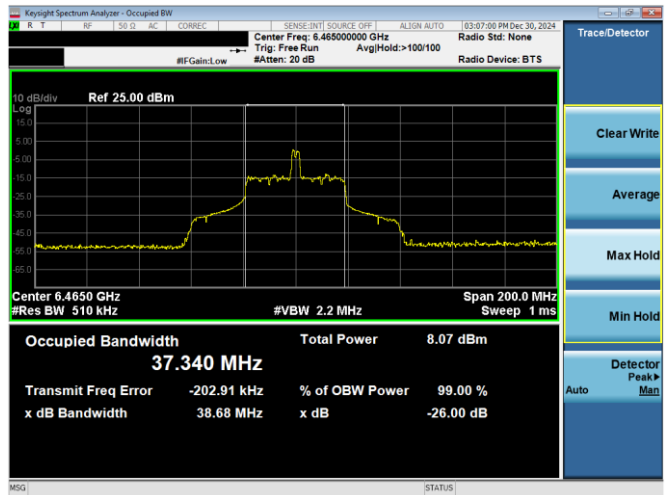
FCC ID: BCGA3268 IC: 579C-A3268			MEASUREMENT REPORT (CERTIFICATION)	Approved by: Technical Manager
Test Report S/N: 1C2410210074-13-R1.BCG	Test Dates: 10/25/2024 - 1/6/2025	EUT Type: Tablet Device	Page 31 of 548	

V 10.6 10/27/2023

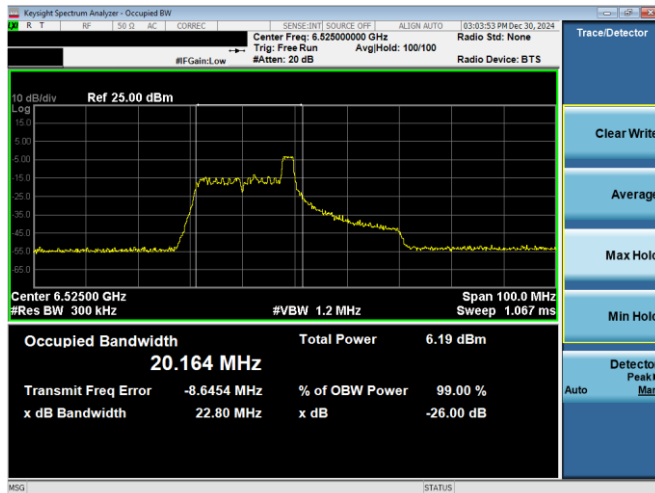
Unless otherwise specified, no part of this report may be reproduced or utilized in any part, form or by any means, electronic or mechanical, including photocopying and microfilm, without permission in writing from Element Materials Technology. If you have any questions about this or have an enquiry about obtaining additional rights to this report or assembly of contents thereof, please contact [ct.info@element.com](mailto:ct.info@element.com).



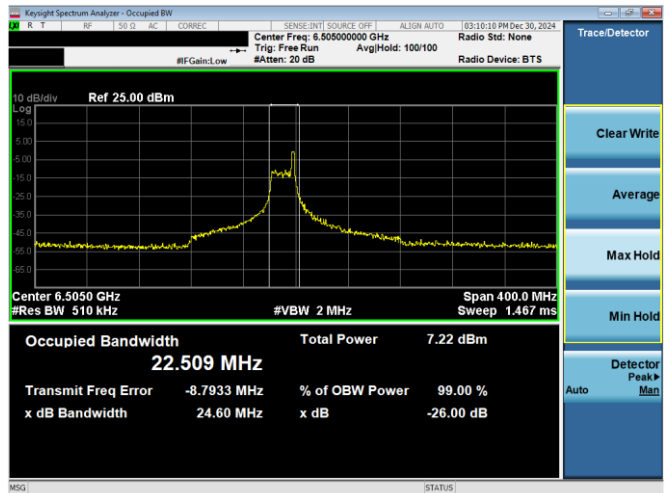
Plot 7-33. 26dB & 99% Bandwidth Plot Antenna WF7a (20MHz 802.11ax RU26 (UNII Band 6) – Ch. 113



Plot 7-35. 26dB & 99% Bandwidth Plot Antenna WF7a (80MHz 802.11ax RU26 (UNII Band 6) – Ch. 103)



Plot 7-34. 26dB & 99% Bandwidth Plot Antenna WF7a (40MHz 802.11ax RU26 (UNII Band 6) – Ch. 115)



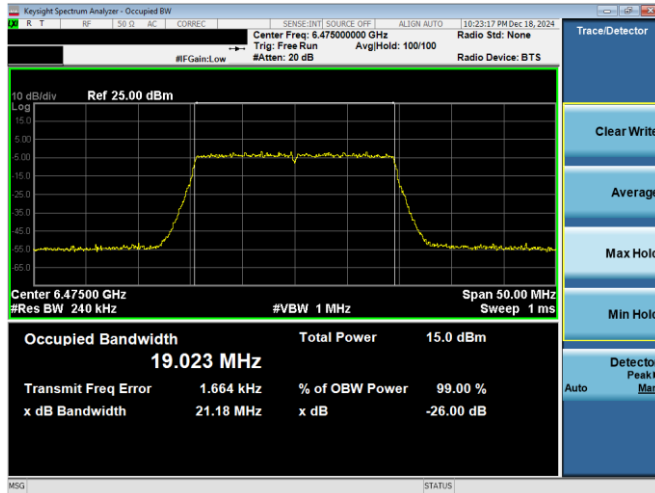
Plot 7-36. 26dB & 99% Bandwidth Plot Antenna WF7a (160MHz 802.11ax RU26 (UNII Band 6) – Ch. 111)

FCC ID: BCGA3268 IC: 579C-A3268	 <b>MEASUREMENT REPORT (CERTIFICATION)</b>		Approved by: Technical Manager
Test Report S/N: 1C2410210074-13-R1.BCG	Test Dates: 10/25/2024 - 1/6/2025	EUT Type: Tablet Device	Page 32 of 548

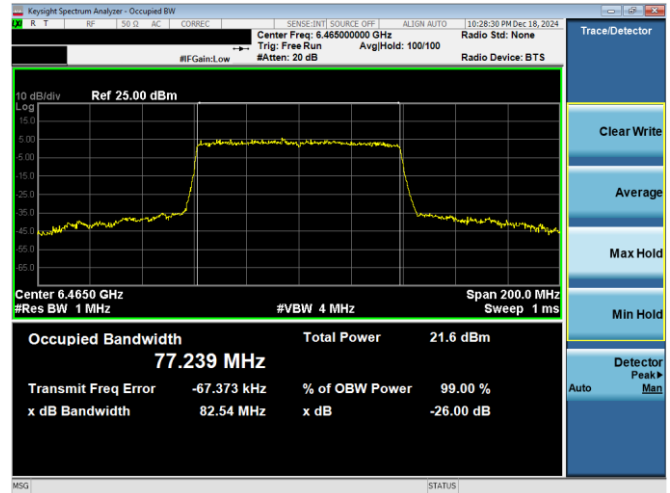
V 10.6 10/27/2023

Unless otherwise specified, no part of this report may be reproduced or utilized in any part, form or by any means, electronic or mechanical, including photocopying and microfilm, without permission in writing from Element Materials Technology. If you have any questions about this or have an enquiry about obtaining additional rights to this report or assembly of contents thereof, please contact [ct.info@element.com](mailto:ct.info@element.com).

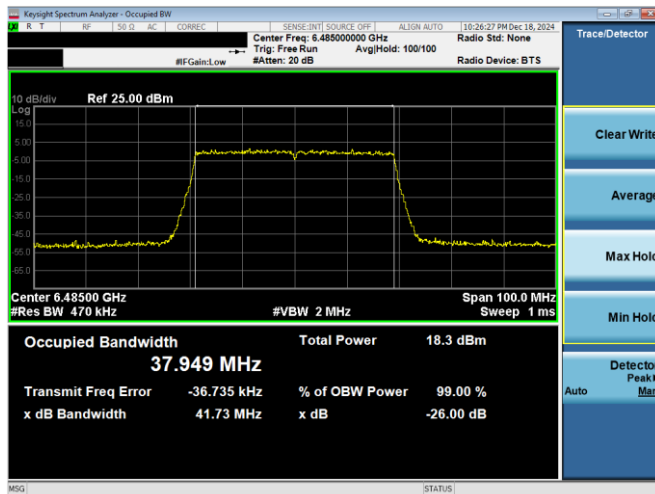




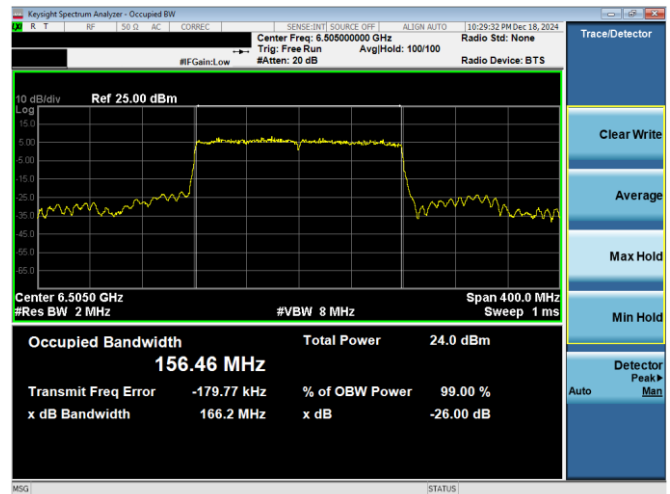
Plot 7-37. 26dB & 99% Bandwidth Plot Antenna WF7a (20MHz 802.11ax RU242 (UNII Band 6) – Ch. 105)



Plot 7-39. 26dB & 99% Bandwidth Plot Antenna WF7a (80MHz 802.11ax RU996 (UNII Band 6) – Ch. 103)



Plot 7-38. 26dB & 99% Bandwidth Plot Antenna WF7a (40MHz 802.11ax RU484 (UNII Band 6) – Ch. 107)

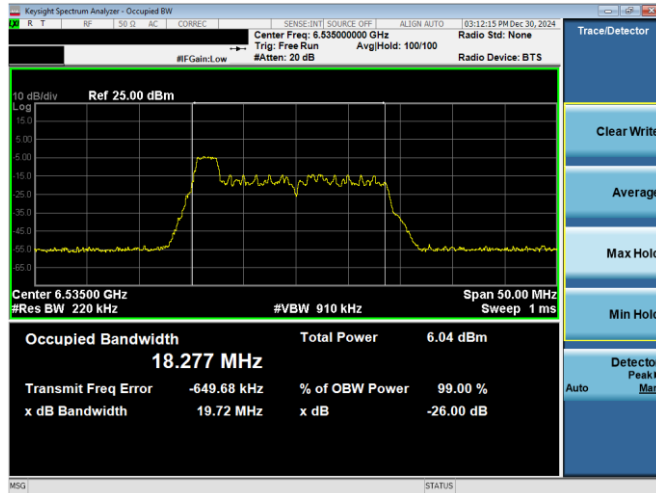


Plot 7-40. 26dB & 99% Bandwidth Plot Antenna WF7a (160MHz 802.11ax RU996x2 (UNII Band 6) – Ch. 111)

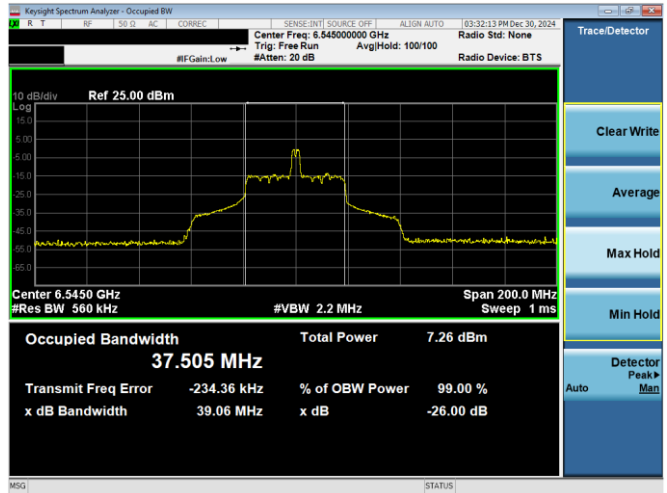
FCC ID: BCGA3268 IC: 579C-A3268			MEASUREMENT REPORT (CERTIFICATION)	Approved by: Technical Manager
Test Report S/N: 1C2410210074-13-R1.BCG	Test Dates: 10/25/2024 - 1/6/2025	EUT Type: Tablet Device	Page 33 of 548	

V 10.6 10/27/2023

Unless otherwise specified, no part of this report may be reproduced or utilized in any part, form or by any means, electronic or mechanical, including photocopying and microfilm, without permission in writing from Element Materials Technology. If you have any questions about this or have an enquiry about obtaining additional rights to this report or assembly of contents thereof, please contact [ct.info@element.com](mailto:ct.info@element.com).



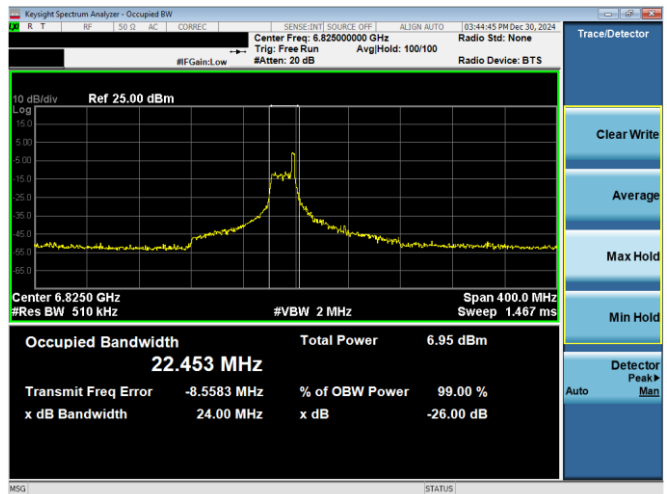
Plot 7-41. 26dB & 99% Bandwidth Plot Antenna WF7a (20MHz 802.11ax RU26 (UNII Band 7) – Ch. 117)



Plot 7-43. 26dB & 99% Bandwidth Plot Antenna WF7a (80MHz 802.11ax RU26 (UNII Band 7) – Ch. 119)



Plot 7-42. 26dB & 99% Bandwidth Plot Antenna WF7a (40MHz 802.11ax RU26 (UNII Band 7) – Ch. 179)

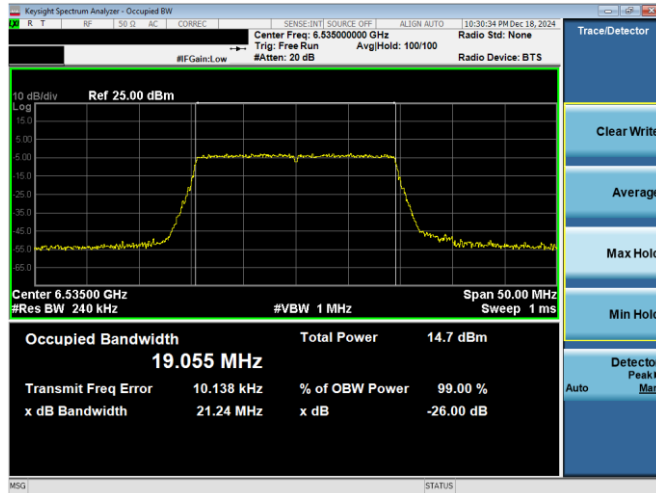


Plot 7-44. 26dB & 99% Bandwidth Plot Antenna WF7a (160MHz 802.11ax RU26 (UNII Band 7) – Ch. 175)

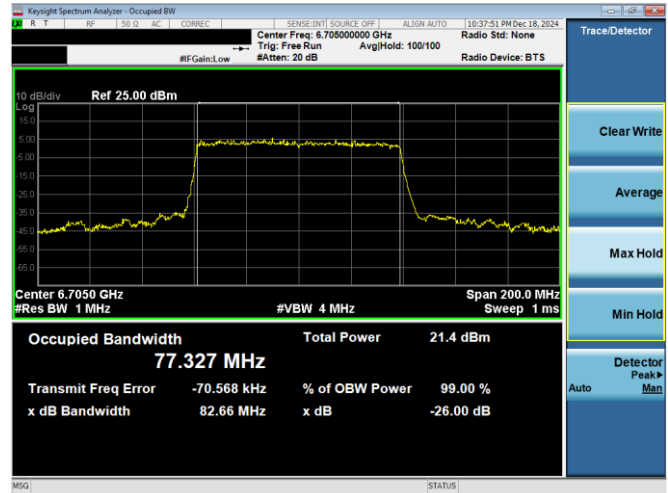
FCC ID: BCGA3268 IC: 579C-A3268	 <b>MEASUREMENT REPORT (CERTIFICATION)</b>		Approved by: Technical Manager
Test Report S/N: 1C2410210074-13-R1.BCG	Test Dates: 10/25/2024 - 1/6/2025	EUT Type: Tablet Device	Page 34 of 548

V 10.6 10/27/2023

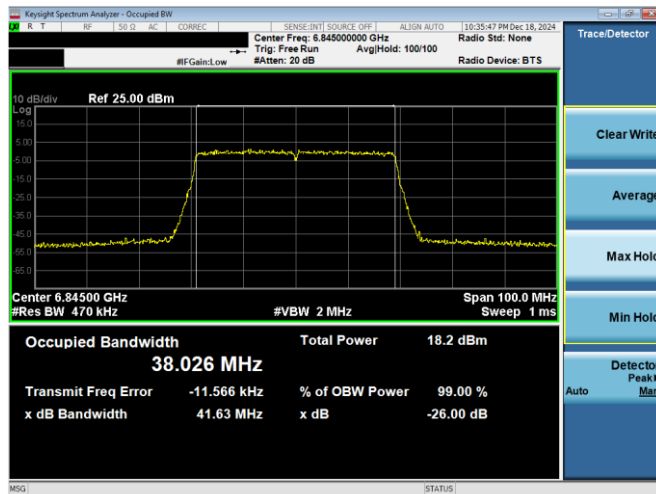
Unless otherwise specified, no part of this report may be reproduced or utilized in any part, form or by any means, electronic or mechanical, including photocopying and microfilm, without permission in writing from Element Materials Technology. If you have any questions about this or have an enquiry about obtaining additional rights to this report or assembly of contents thereof, please contact [ct.info@element.com](mailto:ct.info@element.com).



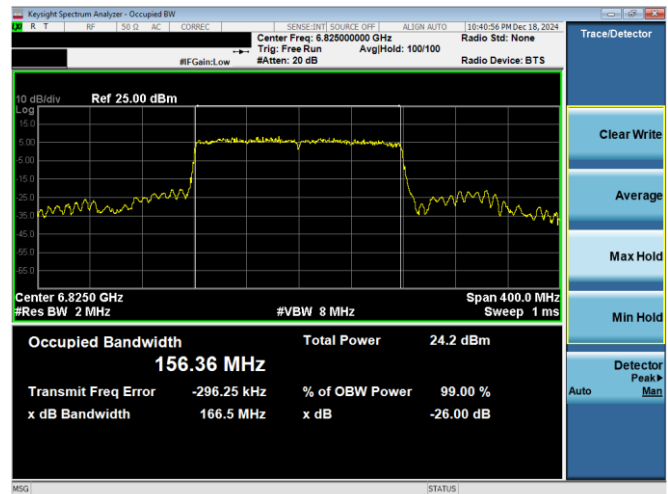
Plot 7-45. 26dB & 99% Bandwidth Plot Antenna WF7a (20MHz 802.11ax RU242 (UNII Band 7) – Ch. 117)



Plot 7-47. 26dB & 99% Bandwidth Plot Antenna WF7a (80MHz 802.11ax RU996 (UNII Band 7) – Ch. 151)



Plot 7-46. 26dB & 99% Bandwidth Plot Antenna WF7a (40MHz 802.11ax RU484 (UNII Band 7) – Ch. 179)

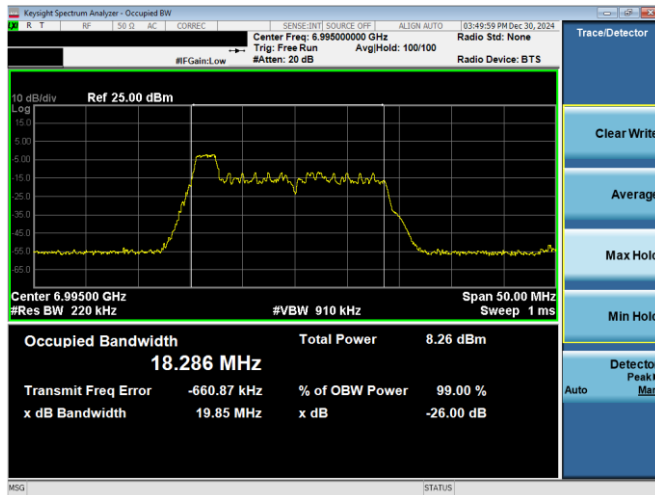


Plot 7-48. 26dB & 99% Bandwidth Plot Antenna WF7a (160MHz 802.11ax RU996x2 (UNII Band 7) – Ch. 175)

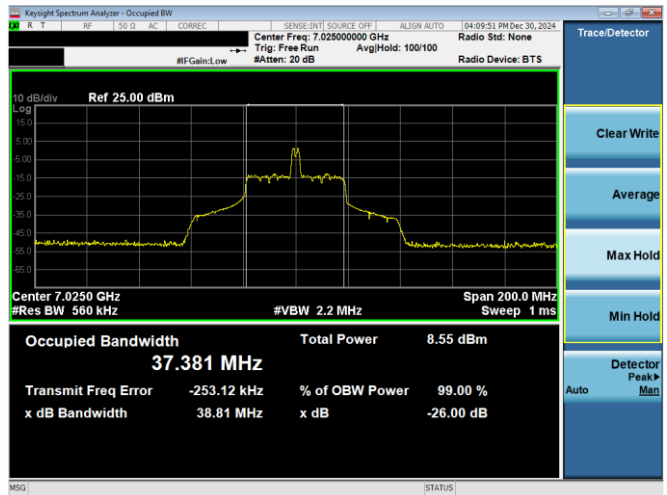
FCC ID: BCGA3268 IC: 579C-A3268	 <b>MEASUREMENT REPORT (CERTIFICATION)</b>		Approved by: Technical Manager
Test Report S/N: 1C2410210074-13-R1.BCG	Test Dates: 10/25/2024 - 1/6/2025	EUT Type: Tablet Device	Page 35 of 548

V 10.6 10/27/2023

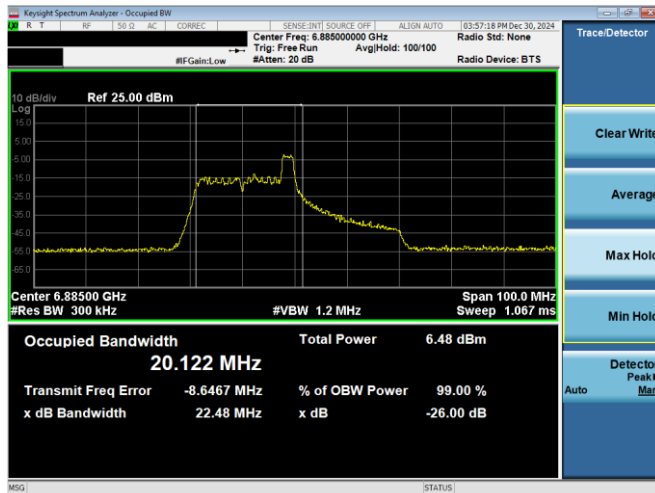
Unless otherwise specified, no part of this report may be reproduced or utilized in any part, form or by any means, electronic or mechanical, including photocopying and microfilm, without permission in writing from Element Materials Technology. If you have any questions about this or have an enquiry about obtaining additional rights to this report or assembly of contents thereof, please contact [ct.info@element.com](mailto:ct.info@element.com).



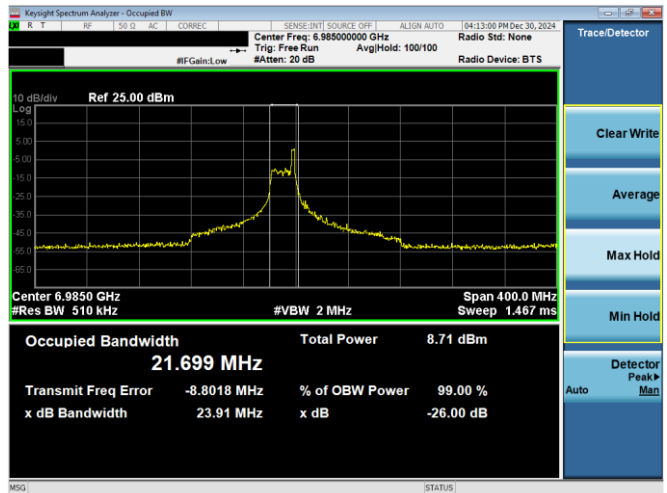
Plot 7-49. 26dB & 99% Bandwidth Plot Antenna WF7a (20MHz 802.11ax RU26 (UNII Band 8) – Ch. 209)



Plot 7-51. 26dB & 99% Bandwidth Plot Antenna WF7a (80MHz 802.11ax RU26 (UNII Band 8) – Ch. 215)



Plot 7-50. 26dB & 99% Bandwidth Plot Antenna WF7a (40MHz 802.11ax RU26 (UNII Band 8) – Ch. 187)

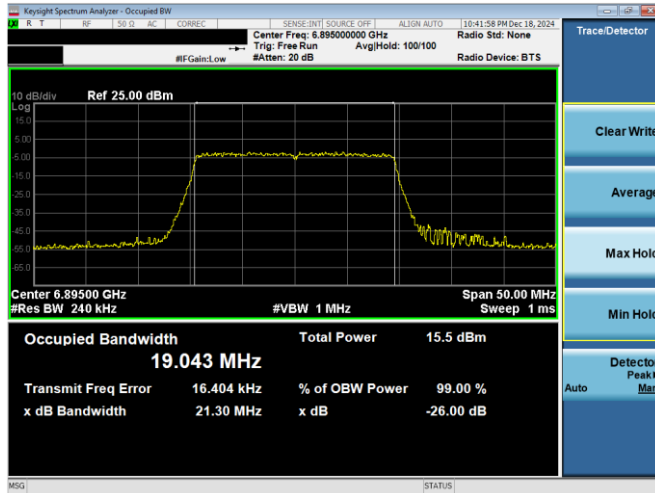


Plot 7-52. 26dB & 99% Bandwidth Plot Antenna WF7a (160MHz 802.11ax RU26 (UNII Band 8) – Ch. 207)

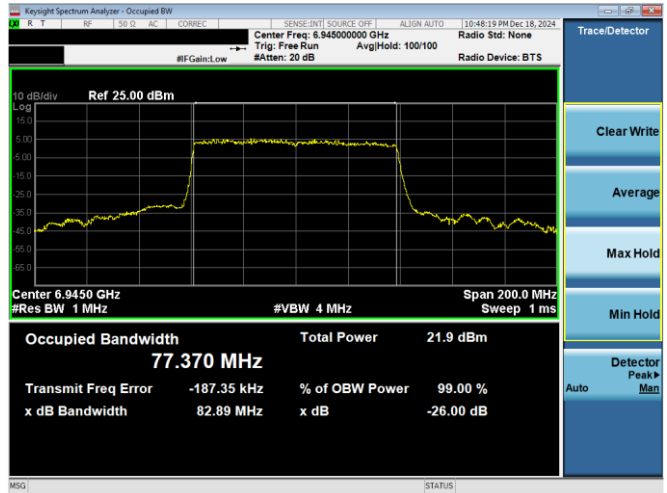
FCC ID: BCGA3268 IC: 579C-A3268			MEASUREMENT REPORT (CERTIFICATION)	Approved by: Technical Manager
Test Report S/N: 1C2410210074-13-R1.BCG	Test Dates: 10/25/2024 - 1/6/2025	EUT Type: Tablet Device		Page 36 of 548

V 10.6 10/27/2023

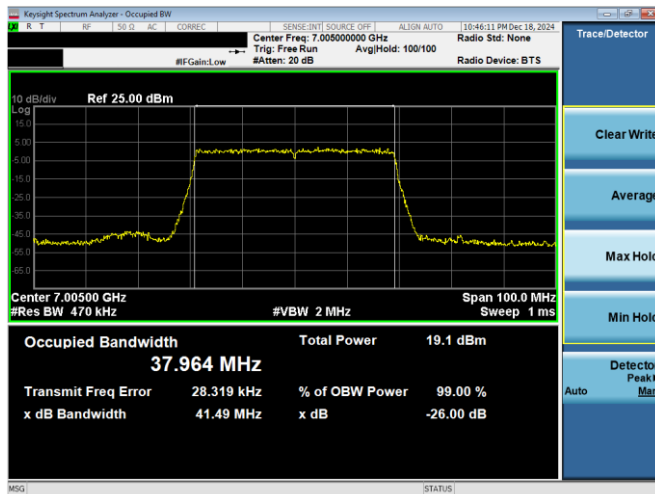
Unless otherwise specified, no part of this report may be reproduced or utilized in any part, form or by any means, electronic or mechanical, including photocopying and microfilm, without permission in writing from Element Materials Technology. If you have any questions about this or have an enquiry about obtaining additional rights to this report or assembly of contents thereof, please contact [ct.info@element.com](mailto:ct.info@element.com).



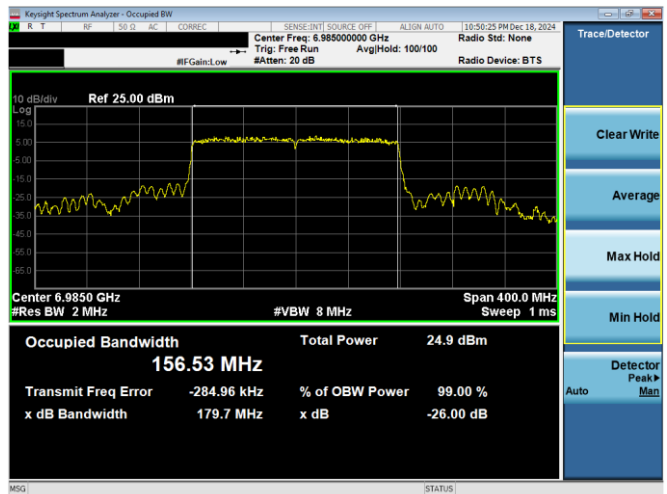
Plot 7-53. 26dB & 99% Bandwidth Plot Antenna WF7a (20MHz 802.11ax RU242 (UNII Band 8) – Ch. 189)



Plot 7-55. 26dB & 99% Bandwidth Plot Antenna WF7a (80MHz 802.11ax RU996 (UNII Band 8) – Ch. 199)



Plot 7-54. 26dB & 99% Bandwidth Plot Antenna WF7a (40MHz 802.11ax RU484 (UNII Band 8) – Ch. 211)



Plot 7-56. 26dB & 99% Bandwidth Plot Antenna WF7a (160MHz 802.11ax RU996x2 (UNII Band 8) – Ch. 207)

FCC ID: BCGA3268 IC: 579C-A3268	 <b>MEASUREMENT REPORT (CERTIFICATION)</b>		Approved by: Technical Manager
Test Report S/N: 1C2410210074-13-R1.BCG	Test Dates: 10/25/2024 - 1/6/2025	EUT Type: Tablet Device	Page 37 of 548

V 10.6 10/27/2023

Unless otherwise specified, no part of this report may be reproduced or utilized in any part, form or by any means, electronic or mechanical, including photocopying and microfilm, without permission in writing from Element Materials Technology. If you have any questions about this or have an enquiry about obtaining additional rights to this report or assembly of contents thereof, please contact [ct.info@element.com](mailto:ct.info@element.com).

## 7.2.3 Antenna WF2a 26dB & 99% Bandwidth Measurements – SP

	Frequency [MHz]	Channel	802.11 MODE	RU Size	RU Index	Data Rate [Mbps]	Measured 99% Occupied Bandwidth [MHz]	Measured 26dB Bandwidth [MHz]	Maximum Bandwidth Limit [MHz]	Pass / Fail
Band 5	5935	1	ax (20MHz)	26	0	12.5/14.7 (MCS11)	18.26	19.36	320	Pass
	5935	1	ax (20MHz)	26	4	12.5/14.7 (MCS11)	17.08	18.19	320	Pass
	5935	1	ax (20MHz)	26	8	12.5/14.7 (MCS11)	18.32	19.46	320	Pass
	6175	45	ax (20MHz)	26	0	12.5/14.7 (MCS11)	18.25	19.50	320	Pass
	6175	45	ax (20MHz)	26	4	12.5/14.7 (MCS11)	17.16	18.15	320	Pass
	6175	45	ax (20MHz)	26	8	12.5/14.7 (MCS11)	18.26	19.36	320	Pass
	6415	93	ax (20MHz)	26	0	12.5/14.7 (MCS11)	18.27	19.49	320	Pass
	6415	93	ax (20MHz)	26	4	12.5/14.7 (MCS11)	17.11	18.08	320	Pass
	6415	93	ax (20MHz)	26	8	12.5/14.7 (MCS11)	18.37	19.60	320	Pass
	5965	3	ax (40MHz)	26	0	12.5/14.7 (MCS11)	18.24	20.08	320	Pass
	5965	3	ax (40MHz)	26	8	12.5/14.7 (MCS11)	19.35	21.40	320	Pass
	5965	3	ax (40MHz)	26	17	12.5/14.7 (MCS11)	18.09	19.77	320	Pass
	6165	43	ax (40MHz)	26	0	12.5/14.7 (MCS11)	18.12	19.59	320	Pass
	6165	43	ax (40MHz)	26	8	12.5/14.7 (MCS11)	19.78	21.75	320	Pass
	6165	43	ax (40MHz)	26	17	12.5/14.7 (MCS11)	18.17	19.87	320	Pass
	6165	91	ax (40MHz)	26	0	12.5/14.7 (MCS11)	18.16	19.66	320	Pass
	6165	91	ax (40MHz)	26	8	12.5/14.7 (MCS11)	19.63	22.06	320	Pass
	6165	91	ax (40MHz)	26	17	12.5/14.7 (MCS11)	18.15	19.67	320	Pass
	5985	7	ax (80MHz)	26	0	12.5/14.7 (MCS11)	18.21	19.45	320	Pass
	5985	7	ax (80MHz)	26	18	12.5/14.7 (MCS11)	37.32	39.10	320	Pass
	5985	7	ax (80MHz)	26	36	12.5/14.7 (MCS11)	18.11	19.57	320	Pass
	6145	39	ax (80MHz)	26	0	12.5/14.7 (MCS11)	18.26	19.54	320	Pass
	6145	39	ax (80MHz)	26	18	12.5/14.7 (MCS11)	37.18	38.54	320	Pass
	6145	39	ax (80MHz)	26	36	12.5/14.7 (MCS11)	18.20	19.90	320	Pass
	6385	87	ax (80MHz)	26	0	12.5/14.7 (MCS11)	18.11	19.54	320	Pass
	6385	87	ax (80MHz)	26	18	12.5/14.7 (MCS11)	37.27	38.83	320	Pass
	6385	87	ax (80MHz)	26	36	12.5/14.7 (MCS11)	18.15	19.57	320	Pass
	6025	15 (L)	ax (160MHz)	26	0	12.5/14.7 (MCS11)	18.75	20.45	320	Pass
	6025		ax (160MHz)	26	36	12.5/14.7 (MCS11)	20.68	22.32	320	Pass
	6025	15 (U)	ax (160MHz)	26	36	12.5/14.7 (MCS11)	18.96	21.75	320	Pass
	6181		ax (160MHz)	26	0	12.5/14.7 (MCS11)	18.89	20.99	320	Pass
	6181	47 (L)	ax (160MHz)	26	36	12.5/14.7 (MCS11)	20.43	22.76	320	Pass
	6181		ax (160MHz)	26	36	12.5/14.7 (MCS11)	20.00	21.66	320	Pass
	6345	79 (L)	ax (160MHz)	26	0	12.5/14.7 (MCS11)	18.72	20.75	320	Pass
	6345		ax (160MHz)	26	36	12.5/14.7 (MCS11)	21.52	24.81	320	Pass
	6345	79 (U)	ax (160MHz)	26	36	12.5/14.7 (MCS11)	19.13	21.25	320	Pass
Band 6	6345	97	ax (20MHz)	26	0	12.5/14.7 (MCS11)	18.26	19.62	320	Pass
	6345	97	ax (20MHz)	26	4	12.5/14.7 (MCS11)	17.05	18.19	320	Pass
	6345	97	ax (20MHz)	26	8	12.5/14.7 (MCS11)	18.36	19.66	320	Pass
	6475	105	ax (20MHz)	26	0	12.5/14.7 (MCS11)	18.29	19.57	320	Pass
	6475	105	ax (20MHz)	26	4	12.5/14.7 (MCS11)	17.03	18.19	320	Pass
	6475	105	ax (20MHz)	26	8	12.5/14.7 (MCS11)	18.40	19.64	320	Pass
	6515	113	ax (20MHz)	26	0	12.5/14.7 (MCS11)	18.23	19.64	320	Pass
	6515	113	ax (20MHz)	26	4	12.5/14.7 (MCS11)	17.04	18.22	320	Pass
	6515	113	ax (20MHz)	26	8	12.5/14.7 (MCS11)	18.38	19.58	320	Pass
	6445	99	ax (40MHz)	26	0	12.5/14.7 (MCS11)	18.17	19.71	320	Pass
	6445	99	ax (40MHz)	26	8	12.5/14.7 (MCS11)	20.06	22.58	320	Pass
	6445	99	ax (40MHz)	26	17	12.5/14.7 (MCS11)	18.34	20.08	320	Pass
	6485	107	ax (40MHz)	26	0	12.5/14.7 (MCS11)	18.10	19.74	320	Pass
	6485	107	ax (40MHz)	26	8	12.5/14.7 (MCS11)	20.23	21.57	320	Pass
	6485	107	ax (40MHz)	26	17	12.5/14.7 (MCS11)	18.36	20.24	320	Pass
	6525	115	ax (40MHz)	26	0	12.5/14.7 (MCS11)	18.19	19.80	320	Pass
	6525	115	ax (40MHz)	26	8	12.5/14.7 (MCS11)	19.82	21.47	320	Pass
	6525	115	ax (40MHz)	26	17	12.5/14.7 (MCS11)	18.34	20.03	320	Pass
	6465	103	ax (80MHz)	26	0	12.5/14.7 (MCS11)	17.99	19.49	320	Pass
	6465	103	ax (80MHz)	26	18	12.5/14.7 (MCS11)	37.43	38.81	320	Pass
Band 7	6465	103	ax (80MHz)	26	36	12.5/14.7 (MCS11)	18.24	19.75	320	Pass
	6505	111 (L)	ax (160MHz)	26	0	12.5/14.7 (MCS11)	18.75	20.46	320	Pass
	6505		ax (160MHz)	26	36	12.5/14.7 (MCS11)	22.64	25.96	320	Pass
	6505	111 (U)	ax (160MHz)	26	36	12.5/14.7 (MCS11)	19.65	21.35	320	Pass
	6535	117	ax (20MHz)	26	0	12.5/14.7 (MCS11)	18.18	19.65	320	Pass
	6535	117	ax (20MHz)	26	4	12.5/14.7 (MCS11)	17.14	18.18	320	Pass
	6535	117	ax (20MHz)	26	8	12.5/14.7 (MCS11)	18.32	19.59	320	Pass
	6695	149	ax (20MHz)	26	0	12.5/14.7 (MCS11)	18.29	19.34	320	Pass
	6695	149	ax (20MHz)	26	4	12.5/14.7 (MCS11)	17.11	18.11	320	Pass
	6695	149	ax (20MHz)	26	8	12.5/14.7 (MCS11)	18.31	19.47	320	Pass
	6875	181	ax (20MHz)	26	0	12.5/14.7 (MCS11)	18.18	19.52	320	Pass
	6875	181	ax (20MHz)	26	4	12.5/14.7 (MCS11)	17.08	18.07	320	Pass
	6875	181	ax (20MHz)	26	8	12.5/14.7 (MCS11)	18.31	19.37	320	Pass
	6565	123	ax (40MHz)	26	0	12.5/14.7 (MCS11)	18.00	19.43	320	Pass
	6565	123	ax (40MHz)	26	8	12.5/14.7 (MCS11)	19.76	21.71	320	Pass
	6565	123	ax (40MHz)	26	17	12.5/14.7 (MCS11)	18.23	19.90	320	Pass
	6725	155	ax (40MHz)	26	0	12.5/14.7 (MCS11)	18.01	19.33	320	Pass
	6725	155	ax (40MHz)	26	8	12.5/14.7 (MCS11)	19.41	21.27	320	Pass
	6725	155	ax (40MHz)	26	17	12.5/14.7 (MCS11)	18.30	20.00	320	Pass
	6845	179	ax (40MHz)	26	0	12.5/14.7 (MCS11)	18.13	19.58	320	Pass
	6845	179	ax (40MHz)	26	8	12.5/14.7 (MCS11)	19.68	23.02	320	Pass
	6845	179	ax (40MHz)	26	17	12.5/14.7 (MCS11)	18.23	20.29	320	Pass
	6545	119	ax (80MHz)	26	0	12.5/14.7 (MCS11)	18.08	19.61	320	Pass
	6545	119	ax (80MHz)	26	18	12.5/14.7 (MCS11)	37.53	38.75	320	Pass
	6545	119	ax (80MHz)	26	36	12.5/14.7 (MCS11)	18.34	19.96	320	Pass
	6545	135	ax (80MHz)	26	0	12.5/14.7 (MCS11)	17.95	19.24	320	Pass
	6545	135	ax (80MHz)	26	18	12.5/14.7 (MCS11)	37.54	38.64	320	Pass
	6545	135	ax (80MHz)	26	36	12.5/14.7 (MCS11)	18.23	19.92	320	Pass
	6705	151	ax (80MHz)	26	0	12.5/14.7 (MCS11)	18.24	19.90	320	Pass
	6705	151	ax (80MHz)	26	18	12.5/14.7 (MCS11)	37.25	39.56	320	Pass
	6705	151	ax (80MHz)	26	36	12.5/14.7 (MCS11)	18.23	19.87	320	Pass
	6865	167	ax (80MHz)	26	0	12.5/14.7 (MCS11)	18.08	19.59	320	Pass
	6865	167	ax (80MHz)	26	18	12.5/14.7 (MCS11)	37.36	39.32	320	Pass
	6865	167	ax (80MHz)	26	36	12.5/14.7 (MCS11)	18.20	19.77	320	Pass
	6665	143 (L)	ax (160MHz)	26	0	12.5/14.7 (MCS11)	18.56	20.54	320	Pass
	6665		ax (160MHz)	26	36	12.5/14.7 (MCS11)	20.58	22.56	320	Pass
	6665	143 (U)	ax (160MHz)	26	36	12.5/14.7 (MCS11)	19.33	21.22	320	Pass

Table 7-7. Conducted Bandwidth Measurements Antenna WF2a (RU26)

FCC ID: BCGA3268 IC: 579C-A3268	 <b>MEASUREMENT REPORT (CERTIFICATION)</b>		Approved by: Technical Manager
Test Report S/N: 1C2410210074-13-R1.BCG	Test Dates: 10/25/2024 - 1/6/2025	EUT Type: Tablet Device	Page 38 of 548

V 10.6 10/27/2023

Unless otherwise specified, no part of this report may be reproduced or utilized in any part, form or by any means, electronic or mechanical, including photocopying and microfilm, without permission in writing from Element Materials Technology. If you have any questions about this or have an enquiry about obtaining additional rights to this report or assembly of contents thereof, please contact [ct.info@element.com](mailto:ct.info@element.com).

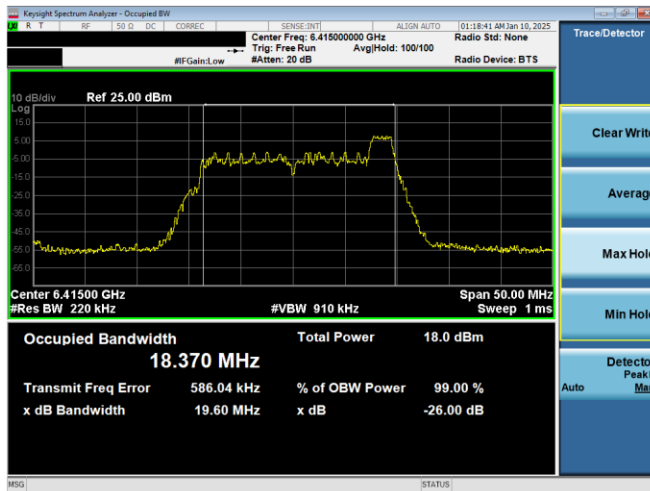
	Frequency [MHz]	Channel	802.11 MODE	RU Size	RU Index	Data Rate [Mbps]	Measured 99% Occupied Bandwidth [MHz]	Measured 26dB Bandwidth [MHz]	Maximum Bandwidth Limit [MHz]	Pass / Fail
Band 5	5935	1	ax (20MHz)	242	61	121.9/143.4 (MCS11)	19.00	21.05	320	Pass
	6175	45	ax (20MHz)	242	61	121.9/143.4 (MCS11)	19.01	21.18	320	Pass
	6415	93	ax (20MHz)	242	61	121.9/143.4 (MCS11)	19.02	20.90	320	Pass
	5965	3	ax (40MHz)	484	65	243.8/286.8 (MCS11)	37.90	41.08	320	Pass
	6165	43	ax (40MHz)	484	65	243.8/286.8 (MCS11)	37.97	41.41	320	Pass
	6165	91	ax (40MHz)	484	65	243.8/286.8 (MCS11)	37.92	41.04	320	Pass
	5985	7	ax (80MHz)	996	67	510.4/600.5 (MCS11)	77.37	82.72	320	Pass
	6145	39	ax (80MHz)	996	67	510.4/600.5 (MCS11)	77.21	83.18	320	Pass
	6385	87	ax (80MHz)	996	67	510.4/600.5 (MCS11)	77.23	82.28	320	Pass
	6025	15	ax (160MHz)	996x2	68	1020.8/1201 (MCS11)	158.60	309.83	320	Pass
	6181	47	ax (160MHz)	996x2	68	1020.8/1201 (MCS11)	157.69	264.42	320	Pass
	6345	79	ax (160MHz)	996x2	68	1020.8/1201 (MCS11)	158.56	306.87	320	Pass
Band 6	6345	97	ax (20MHz)	242	61	121.9/143.4 (MCS11)	19.06	21.31	320	Pass
	6475	105	ax (20MHz)	242	61	121.9/143.4 (MCS11)	19.06	21.17	320	Pass
	6515	113	ax (20MHz)	242	61	121.9/143.4 (MCS11)	19.04	21.20	320	Pass
	6445	99	ax (40MHz)	484	65	243.8/286.8 (MCS11)	37.99	41.56	320	Pass
	6485	107	ax (40MHz)	484	65	243.8/286.8 (MCS11)	37.95	41.20	320	Pass
	6525	115	ax (40MHz)	484	65	243.8/286.8 (MCS11)	37.98	41.21	320	Pass
	6465	103	ax (80MHz)	996	67	510.4/600.5 (MCS11)	77.35	82.70	320	Pass
Band 7	6505	111	ax (160MHz)	996x2	68	1020.8/1201 (MCS11)	156.68	261.30	320	Pass
	6535	117	ax (20MHz)	242	61	121.9/143.4 (MCS11)	19.00	21.13	320	Pass
	6695	149	ax (20MHz)	242	61	121.9/143.4 (MCS11)	18.99	20.88	320	Pass
	6875	181	ax (20MHz)	242	61	121.9/143.4 (MCS11)	19.07	21.06	320	Pass
	6565	123	ax (40MHz)	484	65	243.8/286.8 (MCS11)	37.97	40.99	320	Pass
	6725	155	ax (40MHz)	484	65	243.8/286.8 (MCS11)	38.00	41.37	320	Pass
	6845	179	ax (40MHz)	484	65	243.8/286.8 (MCS11)	38.10	41.66	320	Pass
	6545	119	ax (80MHz)	996	67	510.4/600.5 (MCS11)	77.28	82.41	320	Pass
	6545	135	ax (80MHz)	996	67	510.4/600.5 (MCS11)	77.25	82.69	320	Pass
	6705	151	ax (80MHz)	996	67	510.4/600.5 (MCS11)	77.21	81.92	320	Pass
	6865	167	ax (80MHz)	996	67	510.4/600.5 (MCS11)	77.42	99.07	320	Pass
	6665	143	ax (160MHz)	996x2	68	1020.8/1201 (MCS11)	157.15	262.75	320	Pass

**Table 7-8. Conducted Bandwidth Measurements Antenna WF2a (Fully – Loaded RU)**

FCC ID: BCGA3268 IC: 579C-A3268	 <b>MEASUREMENT REPORT (CERTIFICATION)</b>		Approved by: Technical Manager
Test Report S/N: 1C2410210074-13-R1.BCG	Test Dates: 10/25/2024 - 1/6/2025	EUT Type: Tablet Device	Page 39 of 548

V 10.6 10/27/2023

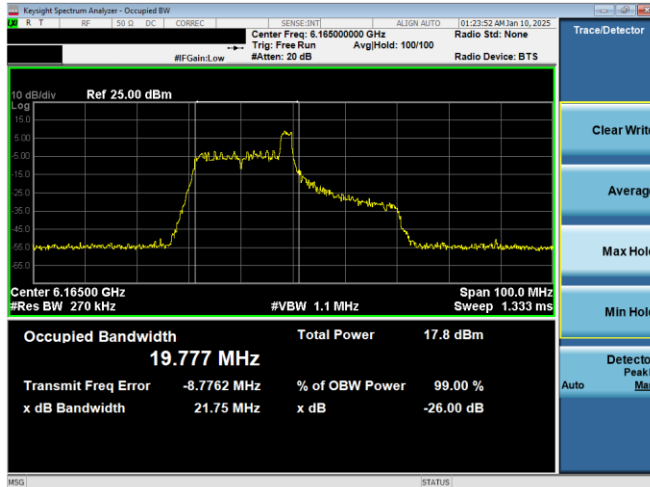
Unless otherwise specified, no part of this report may be reproduced or utilized in any part, form or by any means, electronic or mechanical, including photocopying and microfilm, without permission in writing from Element Materials Technology. If you have any questions about this or have an enquiry about obtaining additional rights to this report or assembly of contents thereof, please contact [ct.info@element.com](mailto:ct.info@element.com).



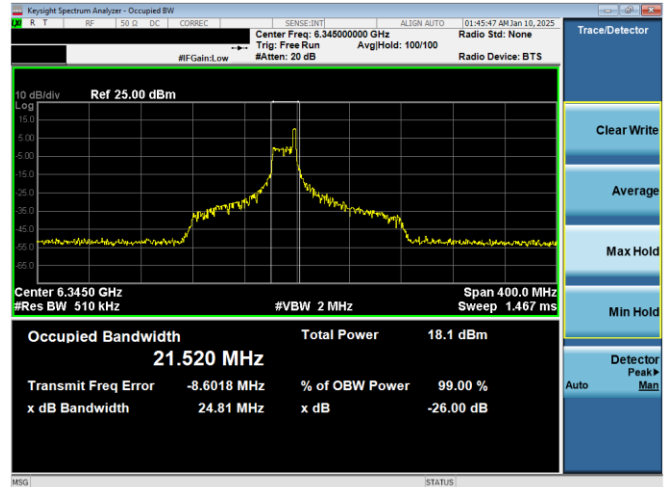
Plot 7-57. 26dB & 99% Bandwidth Plot Antenna WF2a (20MHz 802.11ax RU26 (UNII Band 5) – Ch. 93)



Plot 7-59. 26dB & 99% Bandwidth Plot Antenna WF2a (80MHz 802.11ax RU26 (UNII Band 5) – Ch. 7)



Plot 7-58. 26dB & 99% Bandwidth Plot Antenna WF2a (40MHz 802.11ax RU26 (UNII Band 5) – Ch. 43)



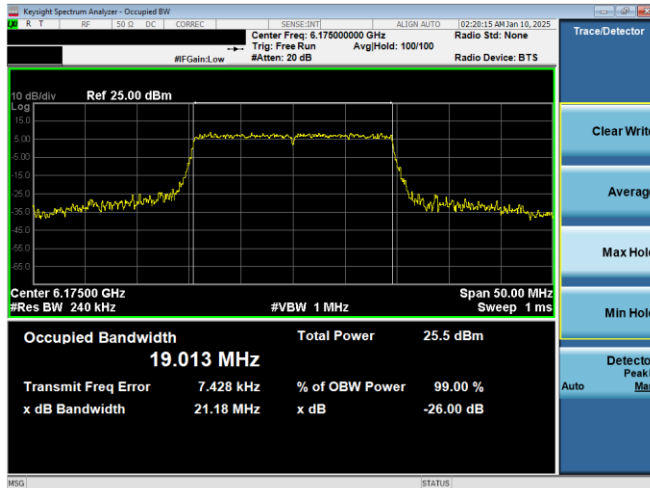
Plot 7-60. 26dB & 99% Bandwidth Plot Antenna WF2a (160MHz 802.11ax RU26 (UNII Band 5) – Ch. 79)

FCC ID: BCGA3268 IC: 579C-A3268	element	MEASUREMENT REPORT (CERTIFICATION)	Approved by: Technical Manager
Test Report S/N: 1C2410210074-13-R1.BCG	Test Dates: 10/25/2024 - 1/6/2025	EUT Type: Tablet Device	Page 40 of 548

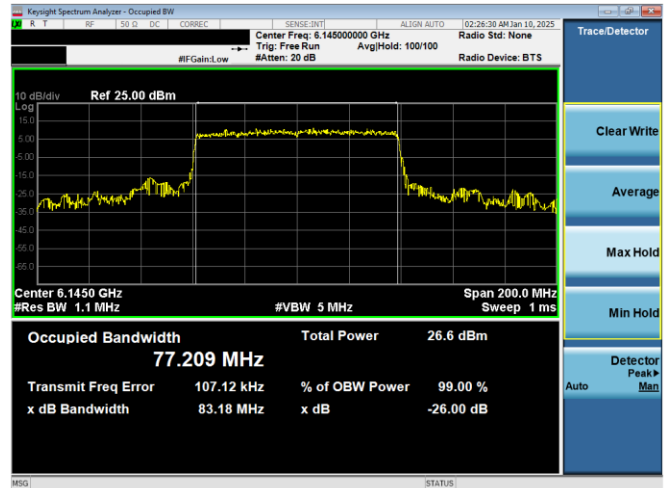
V 10.6 10/27/2023

Unless otherwise specified, no part of this report may be reproduced or utilized in any part, form or by any means, electronic or mechanical, including photocopying and microfilm, without permission in writing from Element Materials Technology. If you have any questions about this or have an enquiry about obtaining additional rights to this report or assembly of contents thereof, please contact [ct.info@element.com](mailto:ct.info@element.com).





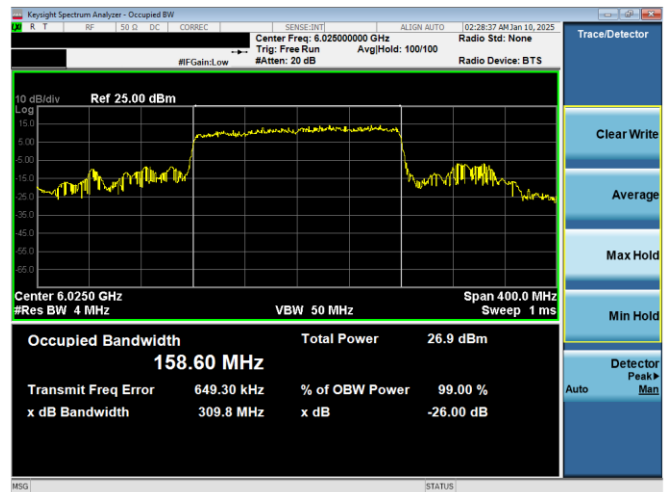
Plot 7-61. 26dB & 99% Bandwidth Plot Antenna WF2a (20MHz 802.11ax RU242 (UNII Band 5) – Ch. 45)



Plot 7-63. 26dB & 99% Bandwidth Plot Antenna WF2a (80MHz 802.11ax RU996 (UNII Band 5) – Ch. 39)



Plot 7-62. 26dB & 99% Bandwidth Plot Antenna WF2a (40MHz 802.11ax RU484 (UNII Band 5) – Ch. 43)

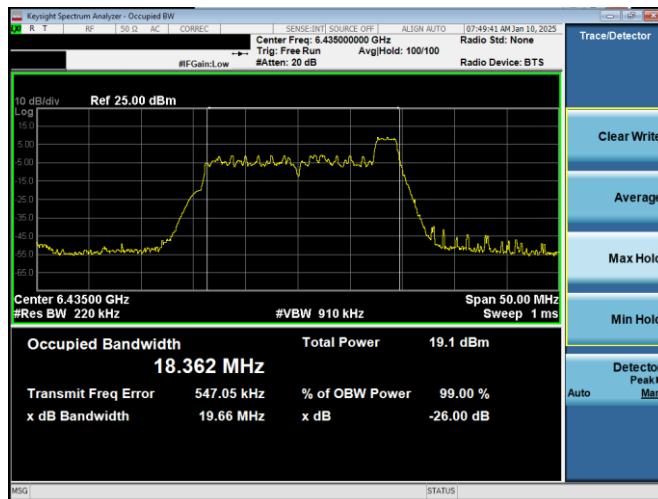


Plot 7-64. 26dB & 99% Bandwidth Plot Antenna WF2a (160MHz 802.11ax RU996x2 (UNII Band 5) – Ch. 15)

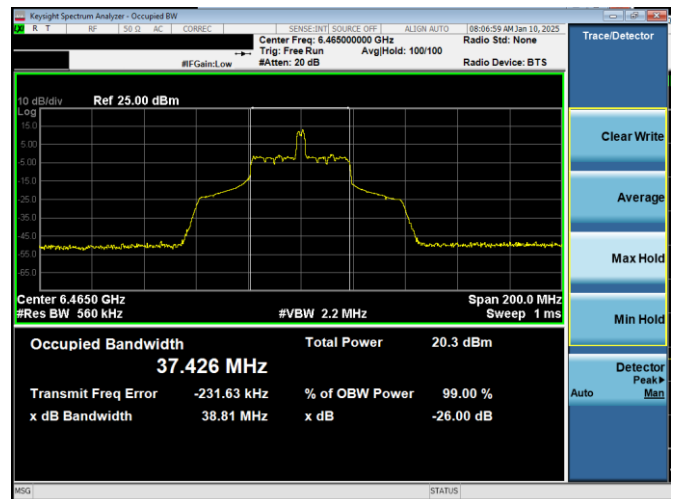
FCC ID: BCGA3268 IC: 579C-A3268	 <b>MEASUREMENT REPORT (CERTIFICATION)</b>		Approved by: Technical Manager
Test Report S/N: 1C2410210074-13-R1.BCG	Test Dates: 10/25/2024 - 1/6/2025	EUT Type: Tablet Device	Page 41 of 548

V 10.6 10/27/2023

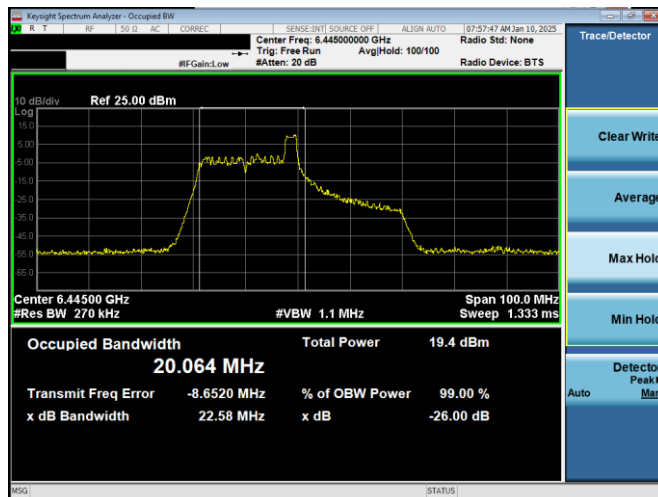
Unless otherwise specified, no part of this report may be reproduced or utilized in any part, form or by any means, electronic or mechanical, including photocopying and microfilm, without permission in writing from Element Materials Technology. If you have any questions about this or have an enquiry about obtaining additional rights to this report or assembly of contents thereof, please contact [ct.info@element.com](mailto:ct.info@element.com).



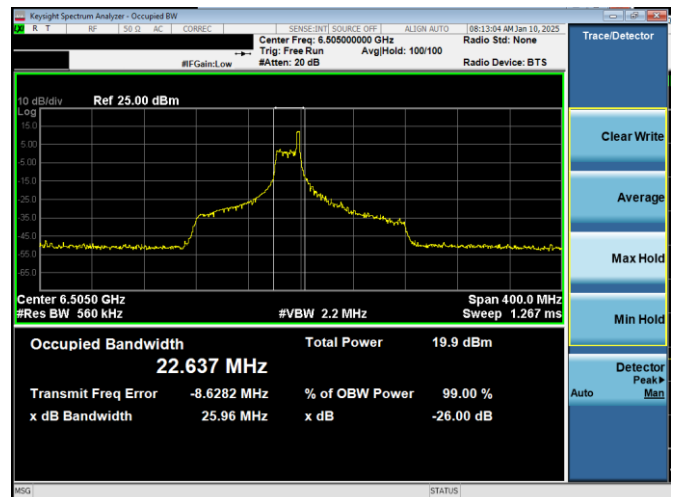
Plot 7-65. 26dB & 99% Bandwidth Plot Antenna WF2a (20MHz 802.11ax RU26 (UNII Band 6) – Ch. 97)



Plot 7-67. 26dB & 99% Bandwidth Plot Antenna WF2a (80MHz 802.11ax RU26 (UNII Band 6) – Ch. 103)



Plot 7-66. 26dB & 99% Bandwidth Plot Antenna WF2a (40MHz 802.11ax RU26 (UNII Band 6) – Ch. 99)



Plot 7-68. 26dB & 99% Bandwidth Plot Antenna WF2a (160MHz 802.11ax RU26 (UNII Band 6) – Ch. 111)

FCC ID: BCGA3268 IC: 579C-A3268			MEASUREMENT REPORT (CERTIFICATION)	Approved by: Technical Manager
Test Report S/N: 1C2410210074-13-R1.BCG	Test Dates: 10/25/2024 - 1/6/2025	EUT Type: Tablet Device	Page 42 of 548	

V 10.6 10/27/2023

Unless otherwise specified, no part of this report may be reproduced or utilized in any part, form or by any means, electronic or mechanical, including photocopying and microfilm, without permission in writing from Element Materials Technology. If you have any questions about this or have an enquiry about obtaining additional rights to this report or assembly of contents thereof, please contact [ct.info@element.com](mailto:ct.info@element.com).