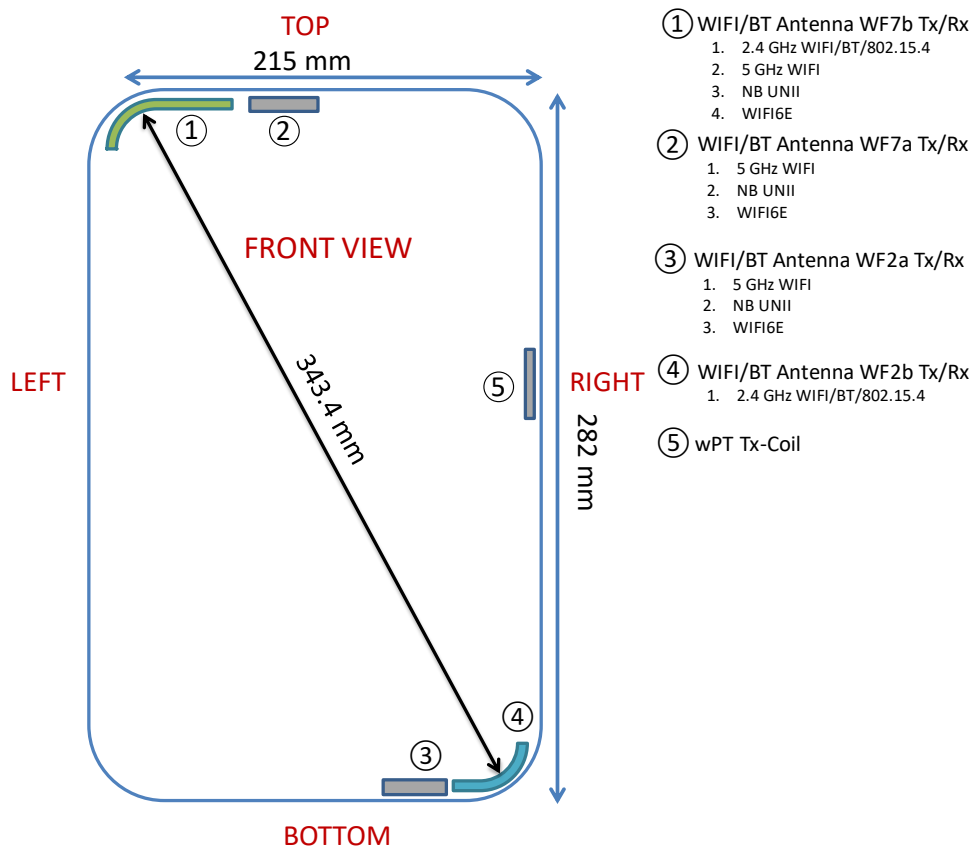


**APPENDIX H: DUT ANTENNA DIAGRAM & SAR TEST SETUP
PHOTOGRAPHS**

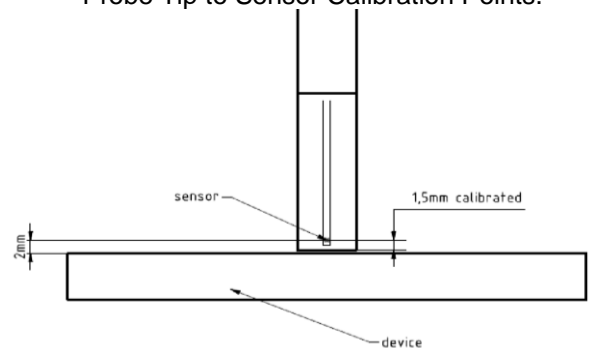
FCC ID: BCGA3268	SAR EVALUATION REPORT	Approved by: Technical Manager
DUT Type: Tablet Device		APPENDIX H: Page 1 of 13

Note: Exact antenna dimensions and separation distances are shown in the Technical Descriptions in the FCC Filing.




**Figure H-1
DUT Antenna Locations**

Note: Distances below are distance from device surface to sensor-center. Therefore, distances include 1.5 mm for Probe Tip to Sensor Calibration Points.



**Figure H-2
EUMmWVx Probe**

FCC ID: BCGA3268	SAR EVALUATION REPORT	Approved by: Technical Manager
DUT Type: Tablet Device		APPENDIX H: Page 2 of 13



SAR Test Setup Photo 1: Back Side at 0mm – Ant WF7b



SAR Test Setup Photo 2: Back Side at 0mm – Ant WF7a

FCC ID: BCGA3268	SAR EVALUATION REPORT	Approved by: Technical Manager
DUT Type: Tablet Device		APPENDIX H: Page 3 of 13




SAR Test Setup Photo 3: Back Side at 0mm – Ant WF2b




SAR Test Setup Photo 4: Back Side at 0mm – Ant WF2a

FCC ID: BCGA3268	SAR EVALUATION REPORT	Approved by: Technical Manager
DUT Type: Tablet Device		APPENDIX H: Page 4 of 13




SAR Test Setup Photo 5: Top Edge at 0mm – Ant WF7b/WF7a



SAR Test Setup Photo 6: Bottom Edge at 0mm – Ant WF2b/WF2a

FCC ID: BCGA3268	SAR EVALUATION REPORT	Approved by: Technical Manager
DUT Type: Tablet Device		APPENDIX H: Page 5 of 13




SAR Test Setup Photo 7: Right Edge at 0mm – Ant WF7b/WF7a



SAR Test Setup Photo 8: Right Edge at 0mm – Ant WF2b/WF2a

FCC ID: BCGA3268	SAR EVALUATION REPORT	Approved by: Technical Manager
DUT Type: Tablet Device		APPENDIX H: Page 6 of 13



SAR Test Setup Photo 9: Left Edge at 0mm – Ant WF7b/WF7a



SAR Test Setup Photo 10: Left Edge at 0mm – Ant WF2b/WF2a

FCC ID: BCGA3268	SAR EVALUATION REPORT	Approved by: Technical Manager
DUT Type: Tablet Device		APPENDIX H: Page 7 of 13




Wireless Power Transfer (wPT) Test Setup Photo 11: Back Side at 0mm



Wireless Power Transfer (wPT) Test Setup Photo 12: Top Edge at 0mm

FCC ID: BCGA3268	SAR EVALUATION REPORT	Approved by: Technical Manager
DUT Type: Tablet Device		APPENDIX H: Page 8 of 13




Wireless Power Transfer (wPT) Test Setup Photo 13: Bottom Edge at 0mm




Wireless Power Transfer (wPT) Test Setup Photo 14: Right Edge at 0mm

FCC ID: BCGA3268	SAR EVALUATION REPORT	Approved by: Technical Manager
DUT Type: Tablet Device		APPENDIX H: Page 9 of 13




Wireless Power Transfer (wPT) Test Setup Photo 15: Left Edge at 0mm



Near Field Power Density Test Setup Photo 16: Back Side at 2mm – WF7b/WF7a/WF2a

FCC ID: BCGA3268	SAR EVALUATION REPORT	Approved by: Technical Manager
DUT Type: Tablet Device		APPENDIX H: Page 10 of 13




Near Field Power Density Test Setup Photo 17: Top Edge at 2mm – WF7b/WF7a/WF2a




Near Field Power Density Test Setup Photo 18: Top Edge at 9mm – WF7b/WF7a

FCC ID: BCGA3268	SAR EVALUATION REPORT	Approved by: Technical Manager
DUT Type: Tablet Device		APPENDIX H: Page 11 of 13



Near Field Power Density Test Setup Photo 19: Bottom Edge at 2mm – WF7b/WF7a/WF2a



Near Field Power Density Test Setup Photo 20: Bottom Edge at 9.95mm – WF2a

FCC ID: BCGA3268	SAR EVALUATION REPORT	Approved by: Technical Manager
DUT Type: Tablet Device		APPENDIX H: Page 12 of 13



Near Field Power Density Test Setup Photo 21: Right Edge at 2mm – WF7b/WF7a/WF2a



Near Field Power Density Test Setup Photo 22: Left Edge at 2mm – WF7b/WF7a/WF2

FCC ID: BCGA3268	SAR EVALUATION REPORT	Approved by: Technical Manager
DUT Type: Tablet Device		APPENDIX H: Page 13 of 13