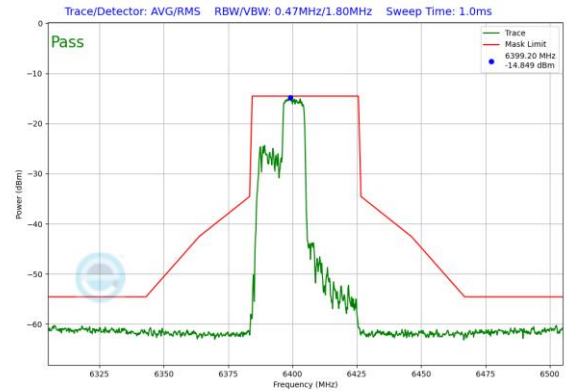
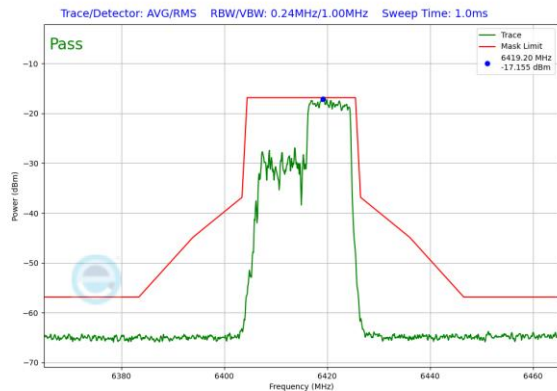


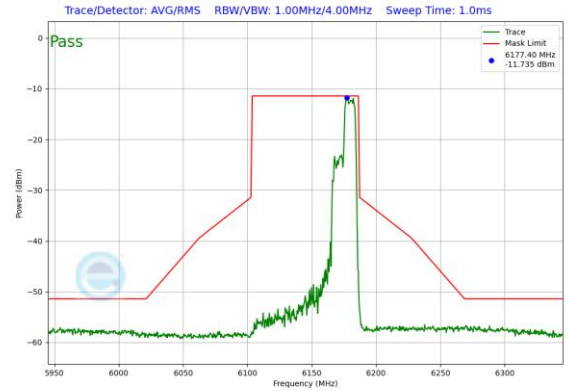
Plot 7-235. In-Band Emission Plot Antenna 3c (20MHz 802.11ax RU106 (UNII Band 5) – Ch. 93)



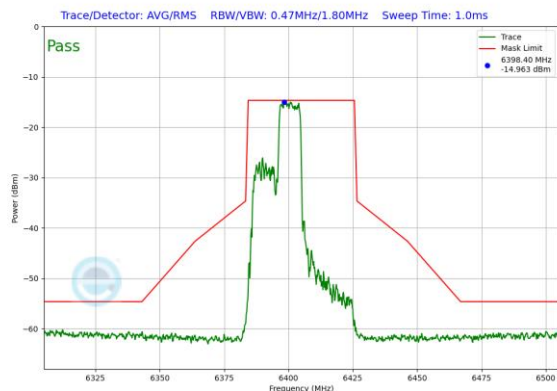
Plot 7-238. In-Band Emission Plot Antenna 1b (40MHz 802.11ax RU106 (UNII Band 5) – Ch. 91)



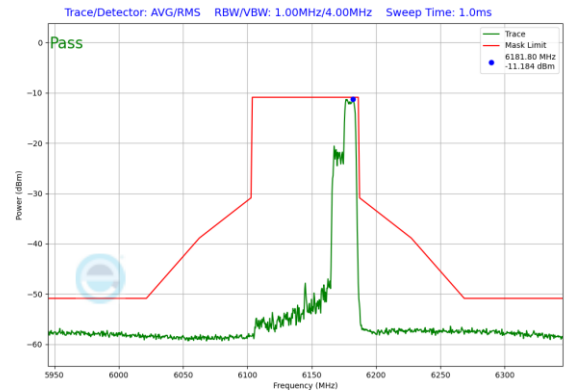
Plot 7-236. In-Band Emission Plot Antenna 1b (20MHz 802.11ax RU106 (UNII Band 5) – Ch. 93)



Plot 7-239. In-Band Emission Plot Antenna 3c (80MHz 802.11ax RU106 (UNII Band 5) – Ch. 39)



Plot 7-237. In-Band Emission Plot Antenna 3c (40MHz 802.11ax RU106 (UNII Band 5) – Ch. 91)

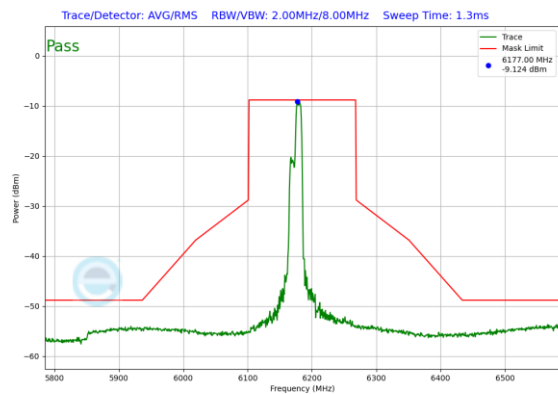


Plot 7-240. In-Band Emission Plot Antenna 1b (80MHz 802.11ax RU106 (UNII Band 5) – Ch. 39)

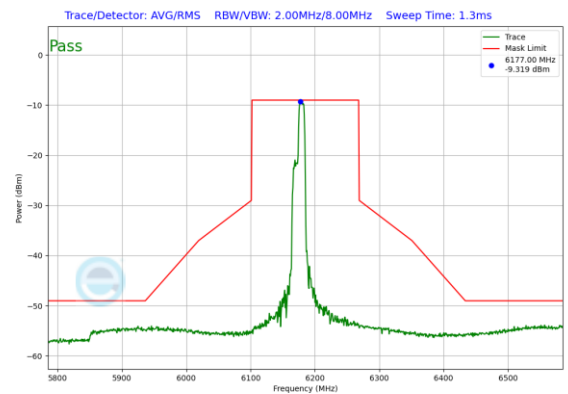
|   |   |                                       |                                   |
|---|---|---------------------------------------|-----------------------------------|
| FCC ID: BCGA3267<br>IC: 579C-A3267      |  | MEASUREMENT REPORT<br>(CERTIFICATION) | Approved by:<br>Technical Manager |
| Test Report S/N:<br>1C2410210073-26.BCG | Test Dates:<br>10/25/2024 - 1/6/2025  | EUT Type:<br>Tablet Device            | Page 123 of 223                   |

V 10.6 10/27/2023


Unless otherwise specified, no part of this report may be reproduced or utilized in any part, form or by any means, electronic or mechanical, including photocopying and microfilm, without permission in writing from Element Washington DC LLC. If you have any questions about this or have an enquiry about obtaining additional rights to this report or assembly of contents thereof, please contact [ct.info@element.com](mailto:ct.info@element.com).



**Plot 7-241. In-Band Emission Plot Antenna 3c (160MHz 802.11ax RU106 (UNII Band 5) – Ch. 47)**

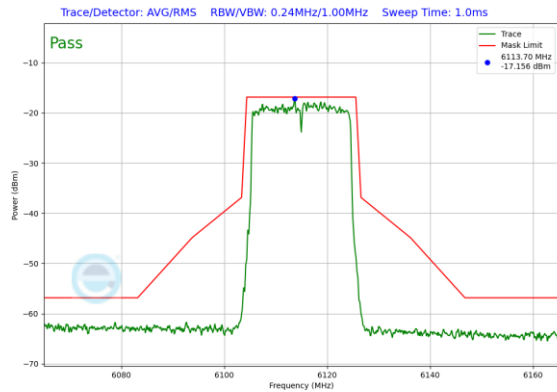


**Plot 7-242. In-Band Emission Plot Antenna 1b (160MHz 802.11ax RU106 (UNII Band 5) – Ch. 47)**

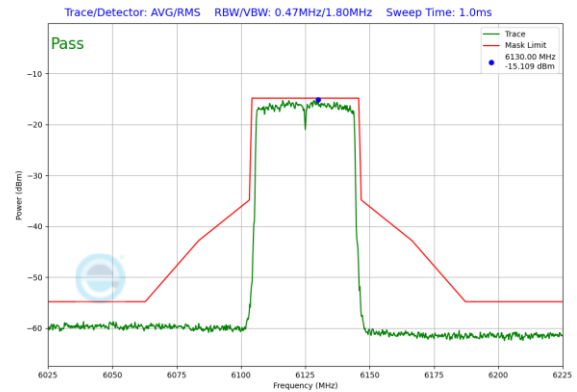
|  |   |                                   |  |
|--|---|-----------------------------------|--|
| <b>FCC ID:</b> BCGA3267<br><b>IC:</b> 579C-A3267 |  <b>MEASUREMENT REPORT (CERTIFICATION)</b> |                                   | <b>Approved by:</b><br>Technical Manager |
| <b>Test Report S/N:</b><br>1C2410210073-26.BCG   | <b>Test Dates:</b><br>10/25/2024 - 1/6/2025   | <b>EUT Type:</b><br>Tablet Device | Page 124 of 223                          |

V 10.6 10/27/2023

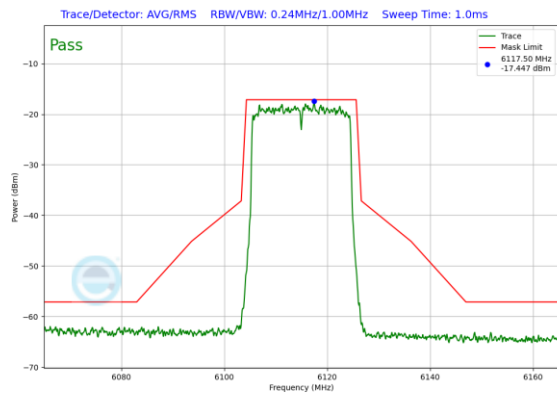
Unless otherwise specified, no part of this report may be reproduced or utilized in any part, form or by any means, electronic or mechanical, including photocopying and microfilm, without permission in writing from Element Washington DC LLC. If you have any questions about this or have an enquiry about obtaining additional rights to this report or assembly of contents thereof, please contact [ct.info@element.com](mailto:ct.info@element.com).



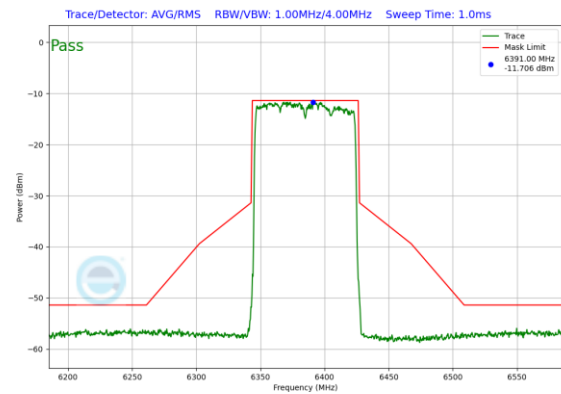
Plot 7-243. In-Band Emission Plot Antenna 3c (20MHz 802.11ax RU242 (UNII Band 5) – Ch. 33)



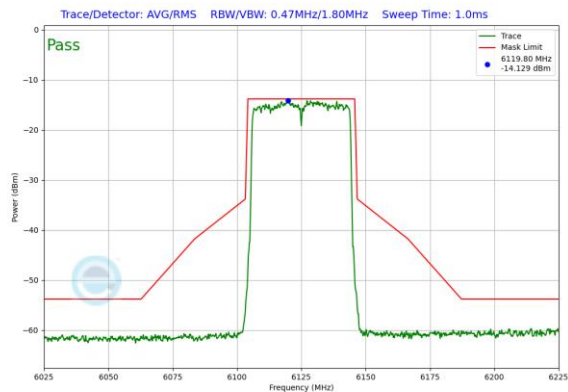
Plot 7-246. In-Band Emission Plot Antenna 1b (40MHz 802.11ax RU484 (UNII Band 5) – Ch. 35)



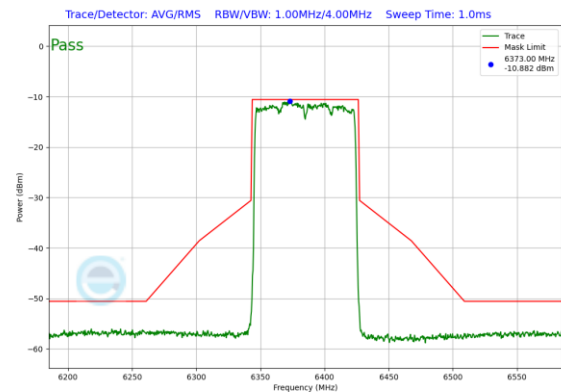
Plot 7-244. In-Band Emission Plot Antenna 1b (20MHz 802.11ax RU242 (UNII Band 5) – Ch. 33)



Plot 7-247. In-Band Emission Plot Antenna 3c (80MHz 802.11ax RU996 (UNII Band 5) – Ch. 87)



Plot 7-245. In-Band Emission Plot Antenna 3c (40MHz 802.11ax RU484 (UNII Band 5) – Ch. 35)

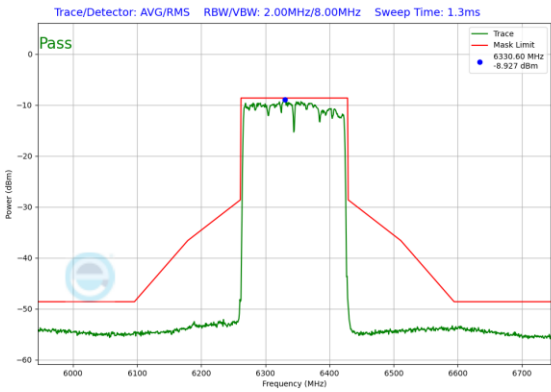


Plot 7-248. In-Band Emission Plot Antenna 1b (80MHz 802.11ax RU996 (UNII Band 5) – Ch. 87)

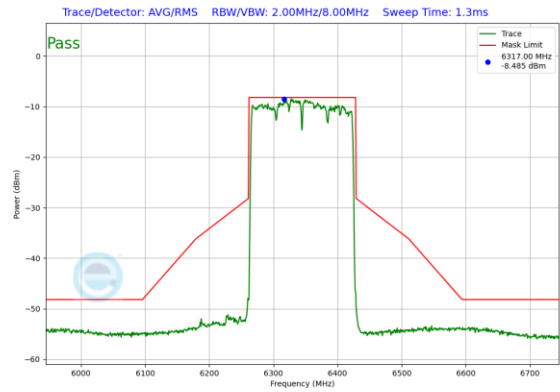
|   |   |                                       |                                   |
|---|---|---------------------------------------|-----------------------------------|
| FCC ID: BCGA3267<br>IC: 579C-A3267      |  | MEASUREMENT REPORT<br>(CERTIFICATION) | Approved by:<br>Technical Manager |
| Test Report S/N:<br>1C2410210073-26.BCG | Test Dates:<br>10/25/2024 - 1/6/2025  | EUT Type:<br>Tablet Device            | Page 125 of 223                   |

V 10.6 10/27/2023

Unless otherwise specified, no part of this report may be reproduced or utilized in any part, form or by any means, electronic or mechanical, including photocopying and microfilm, without permission in writing from Element Washington DC LLC. If you have any questions about this or have an enquiry about obtaining additional rights to this report or assembly of contents thereof, please contact [ct.info@element.com](mailto:ct.info@element.com).



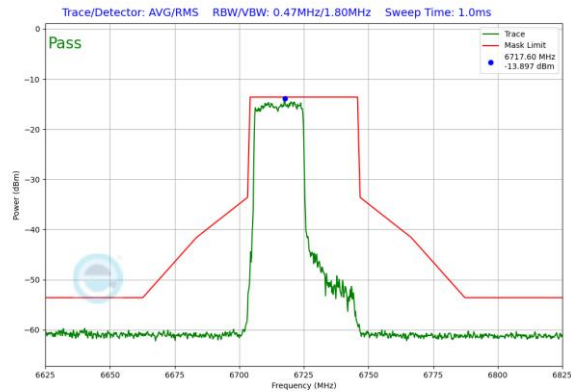
Plot 7-249. In-Band Emission Plot Antenna 3c (160MHz 802.11ax RU996x2 (UNII Band 5) – Ch. 79)



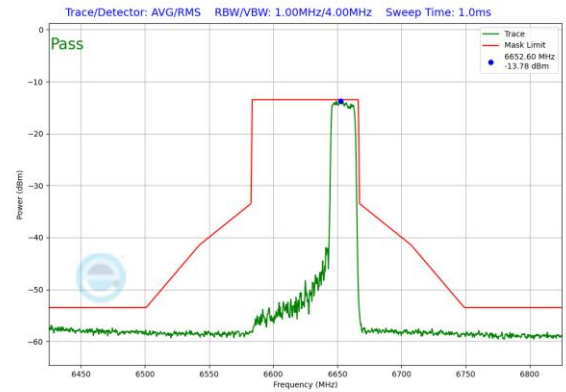
Plot 7-250. In-Band Emission Plot Antenna 1b (160MHz 802.11ax RU996x2 (UNII Band 5) – Ch. 79)

|  |   |   |  |
|--|---|---|--|
| <b>FCC ID:</b> BCGA3267<br><b>IC:</b> 579C-A3267 |  | <b>MEASUREMENT REPORT<br/>(CERTIFICATION)</b> | <b>Approved by:</b><br>Technical Manager |
| <b>Test Report S/N:</b><br>1C2410210073-26.BCG   | <b>Test Dates:</b><br>10/25/2024 - 1/6/2025   | <b>EUT Type:</b><br>Tablet Device             | Page 126 of 223                          |

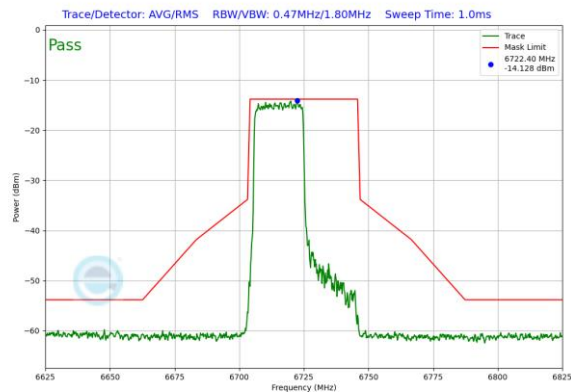
V 10.6 10/27/2023



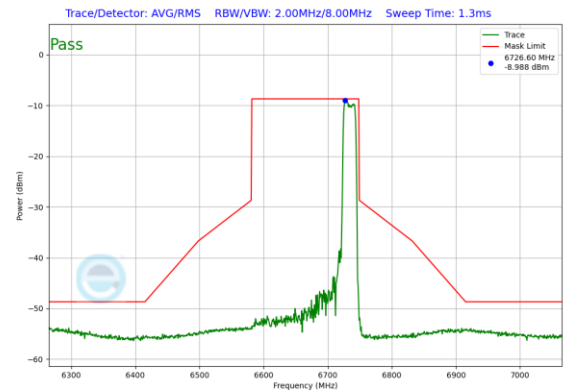
Plot 7-251. In-Band Emission Plot Antenna 3c (40MHz 802.11ax RU242 (UNII Band 7) – Ch. 155)



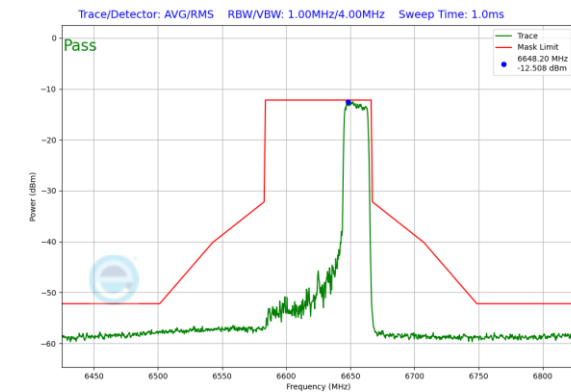
Plot 7-254. In-Band Emission Plot Antenna 1b (80MHz 802.11ax RU242 (UNII Band 7) – Ch. 135)



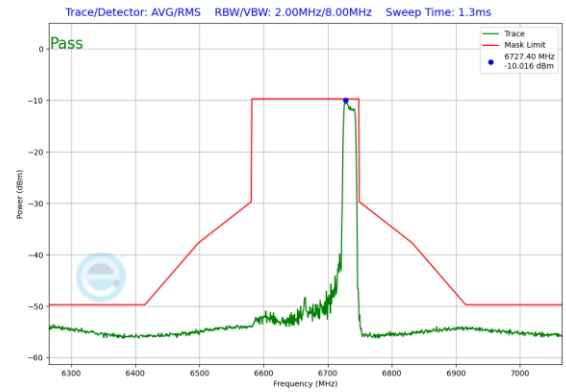
Plot 7-252. In-Band Emission Plot Antenna 1b (40MHz 802.11ax RU242 (UNII Band 7) – Ch. 155)



Plot 7-255. In-Band Emission Plot Antenna 3c (160MHz 802.11ax RU242 (UNII Band 7) – Ch. 143)



Plot 7-253. In-Band Emission Plot Antenna 3c (80MHz 802.11ax RU242 (UNII Band 7) – Ch. 135)

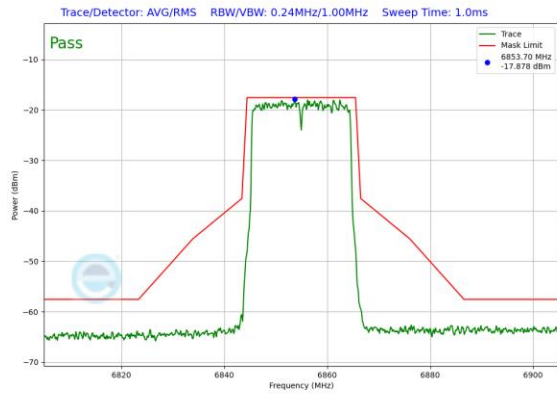


Plot 7-256. In-Band Emission Plot Antenna 1b (160MHz 802.11ax RU242 (UNII Band 7) – Ch. 143)

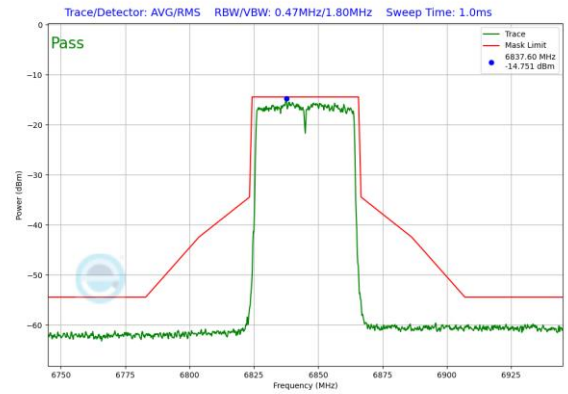
|   |   |                                       |                                   |
|---|---|---------------------------------------|-----------------------------------|
| FCC ID: BCGA3267<br>IC: 579C-A3267      |  | MEASUREMENT REPORT<br>(CERTIFICATION) | Approved by:<br>Technical Manager |
| Test Report S/N:<br>1C2410210073-26.BCG | Test Dates:<br>10/25/2024 - 1/6/2025  | EUT Type:<br>Tablet Device            | Page 127 of 223                   |

V 10.6 10/27/2023

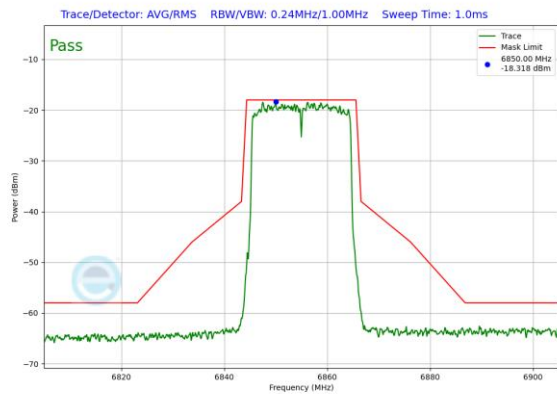
Unless otherwise specified, no part of this report may be reproduced or utilized in any part, form or by any means, electronic or mechanical, including photocopying and microfilm, without permission in writing from Element Washington DC LLC. If you have any questions about this or have an enquiry about obtaining additional rights to this report or assembly of contents thereof, please contact [ct.info@element.com](mailto:ct.info@element.com).



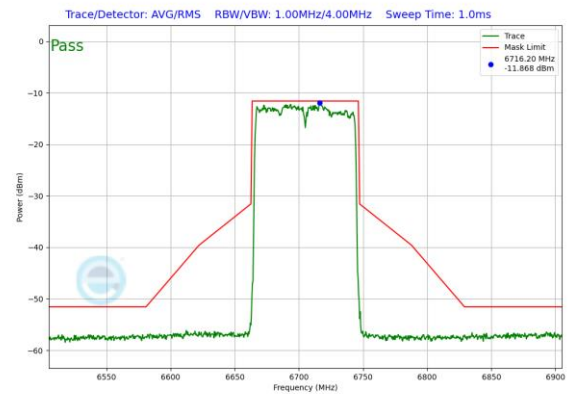
Plot 7-257. In-Band Emission Plot Antenna 3c (20MHz 802.11ax RU242 (UNII Band 7) – Ch. 181)



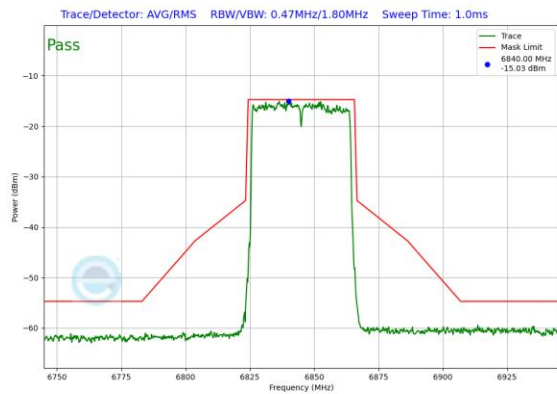
Plot 7-260. In-Band Emission Plot Antenna 1b (40MHz 802.11ax RU484 (UNII Band 7) – Ch. 179)



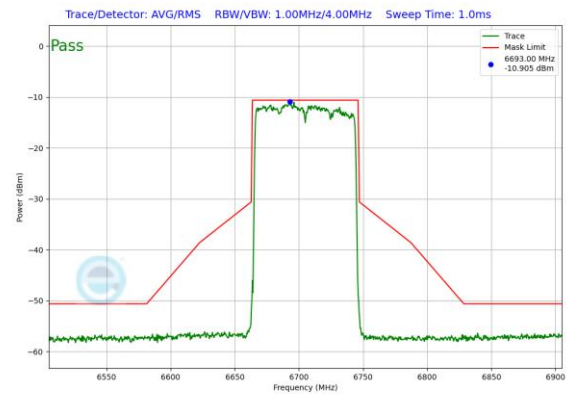
Plot 7-258. In-Band Emission Plot Antenna 1b (20MHz 802.11ax RU242 (UNII Band 7) – Ch. 181)



Plot 7-261. In-Band Emission Plot Antenna 3c (80MHz 802.11ax RU996 (UNII Band 7) – Ch. 151)



Plot 7-259. In-Band Emission Plot Antenna 3c (40MHz 802.11ax RU484 (UNII Band 7) – Ch. 179)

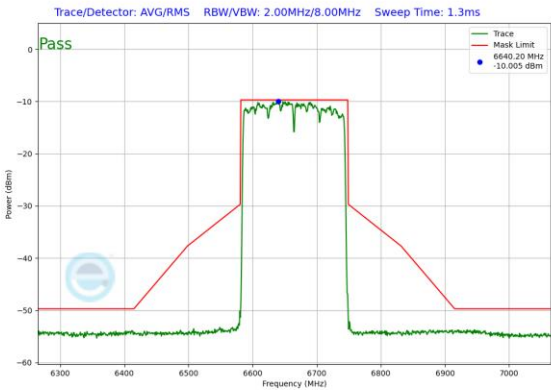


Plot 7-262. In-Band Emission Plot Antenna 1b (80MHz 802.11ax RU996 (UNII Band 7) – Ch. 151)

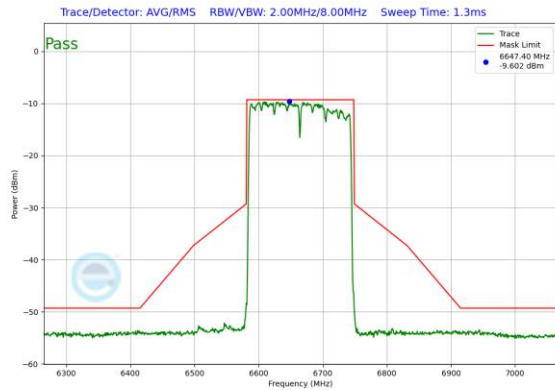
|   |   |                                       |                                   |
|---|---|---------------------------------------|-----------------------------------|
| FCC ID: BCGA3267<br>IC: 579C-A3267      |  | MEASUREMENT REPORT<br>(CERTIFICATION) | Approved by:<br>Technical Manager |
| Test Report S/N:<br>1C2410210073-26.BCG | Test Dates:<br>10/25/2024 - 1/6/2025  | EUT Type:<br>Tablet Device            | Page 128 of 223                   |

V 10.6 10/27/2023


Unless otherwise specified, no part of this report may be reproduced or utilized in any part, form or by any means, electronic or mechanical, including photocopying and microfilm, without permission in writing from Element Washington DC LLC. If you have any questions about this or have an enquiry about obtaining additional rights to this report or assembly of contents thereof, please contact [ct.info@element.com](mailto:ct.info@element.com).



Plot 7-263. In-Band Emission Plot Antenna 3c (160MHz 802.11ax RU996x2 (UNII Band 7) – Ch. 143)



Plot 7-264. In-Band Emission Plot Antenna 1b (160MHz 802.11ax RU996x2 (UNII Band 7) – Ch. 143)

|  |   |                                   |  |
|--|---|-----------------------------------|--|
| <b>FCC ID:</b> BCGA3267<br><b>IC:</b> 579C-A3267 |  <b>MEASUREMENT REPORT (CERTIFICATION)</b> |                                   | <b>Approved by:</b><br>Technical Manager |
| <b>Test Report S/N:</b><br>1C2410210073-26.BCG   | <b>Test Dates:</b><br>10/25/2024 - 1/6/2025   | <b>EUT Type:</b><br>Tablet Device | Page 129 of 223                          |

V 10.6 10/27/2023

Unless otherwise specified, no part of this report may be reproduced or utilized in any part, form or by any means, electronic or mechanical, including photocopying and microfilm, without permission in writing from Element Washington DC LLC. If you have any questions about this or have an enquiry about obtaining additional rights to this report or assembly of contents thereof, please contact [ct.info@element.com](mailto:ct.info@element.com).

## 7.6 Contention Based Protocol

§15.407(d)(6); RSS-248[4.7]

### Test Overview and Limit

Indoor access points, subordinate devices and client devices operating in the 5.925-7.125 GHz band (herein referred to as unlicensed devices) are required to use technologies that include a contention-based protocol to avoid co-channel interference with incumbent devices sharing the band. To ensure incumbent co-channel operations are detected in a technology-agnostic manner, unlicensed devices are required to detect co-channel radio frequency energy (energy detect) and avoid simultaneous transmission.

Unlicensed indoor low-power devices must detect co-channel radio frequency power that is at least -62 dBm or lower. Upon detection of energy in the band, unlicensed low power indoor devices must vacate the channel and stay off the channel as long as detected radio frequency power is equal to or greater than the threshold (-62 dBm). The -62 dBm (or lower) threshold is referenced to a 0 dBi antenna gain.

To ensure incumbent operations are reliably detected in the band, low power indoor devices must detect RF energy throughout their intended operating channel.

### Test Procedure Used

KDB 987594 D02 v03 – Section I

### Test Settings

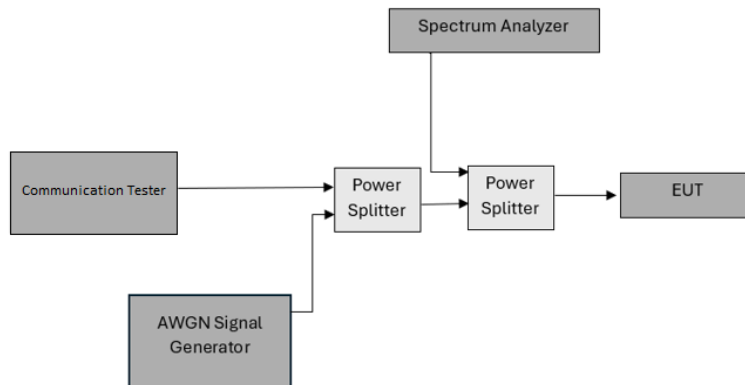
1. Configure the EUT to transmit with a constant duty cycle.
2. Set the operating parameters of the EUT including power level, operating frequency, modulation and bandwidth
3. Set the signal analyzer center frequency to the nominal EUT channel center frequency. The span range of the signal analyzer shall be between two times and five times the OBW of the EUT.
4. Connect the output port of the EUT to the signal analyzer 2, as shown in Figure 2. Ensure that the attenuator 2 provides enough attenuation to not overload the signal analyzer 2 receiver.
5. Monitoring the signal analyzer 2, verify the EUT is operating and transmitting with the parameters set at step two.
6. Using an AWGN signal source, generate (but do not transmit, i.e., RF OFF) a 10 MHz-wide AWGN signal. Use Table 1 to determine the center frequency of the 10 MHz AWGN signal relative to the EUT's channel bandwidth and center frequency.
7. Set the AWGN signal power to an extremely low level (more than 20 dB below the -62 dBm threshold). Connect the AWGN signal source, via a 3-dB splitter, to the signal analyzer 1 and the EUT as shown in Figure 2.
8. Transmit the AWGN signal (RF ON) and verify its characteristics on the signal analyzer 1.
9. Monitor the signal analyzer 2 to verify if the AWGN signal has been detected and the EUT has ceased transmission. If the EUT continues to transmit, then incrementally increase the AWGN signal power level until the EUT stops transmitting.
10. Including all losses in the RF paths) Determine and record the AWGN signal power level (at the EUT's antenna port) at which the EUT ceased transmission. Repeat the procedure at least 10 times to verify the EUT can detect an AWGN signal with 90% (or better) level of certainty.
11. Refer to Table 1 to determine number of times the detection threshold testing needs to be repeated. If testing is required more than once, then go back to step 5, choose a different center frequency for the AWGN signal and repeat the process.

|  |   |                                   |  |
|--|---|-----------------------------------|--|
| FCC ID: BCGA3267<br>IC: 579C-A3267             |  <b>MEASUREMENT REPORT<br/>(CERTIFICATION)</b> |                                   | <b>Approved by:</b><br>Technical Manager |
| <b>Test Report S/N:</b><br>1C2410210073-26.BCG | <b>Test Dates:</b><br>10/25/2024 - 1/6/2025   | <b>EUT Type:</b><br>Tablet Device | Page 130 of 223                          |

V 10.6 10/27/2023



## Test Setup



**Figure 7-5. Contention-based protocol test setup, conducted method**

## Test Notes

1. The EUT does not support channel puncturing.
2. Per guidance from KDB 987594 D02 v03, contention-based protocol was tested using an AWGN signal with a bandwidth of 10MHz. The amplitude of the signal was increased until detected by the EUT, signaled by the ceasing of transmission, marker indicates the point at which the AWGN signal is introduced.
3. Per Guidance from KDB 987594 D04 v03, contention-based protocol was tested with receiver with the lowest antenna gain.
4. 15 trials were ran in order to assure that at least 90% of certainty was met.

Detection Level = Injected AWGN Power (dBm) – Antenna Gain (dBi) + Path Loss (dB)

### Equation 7-1. Incumbent Detection Level Calculation

|  |   |                                   |  |
|--|---|-----------------------------------|--|
| <b>FCC ID:</b> BCGA3267<br><b>IC:</b> 579C-A3267 |  <b>MEASUREMENT REPORT<br/>(CERTIFICATION)</b> |                                   | <b>Approved by:</b><br>Technical Manager |
| <b>Test Report S/N:</b><br>1C2410210073-26.BCG   | <b>Test Dates:</b><br>10/25/2024 - 1/6/2025   | <b>EUT Type:</b><br>Tablet Device | Page 131 of 223                          |

V 10.6 10/27/2023

| Band        | Channel | Channel Frequency [MHz] | Channel BW [MHz] | Incumbent Frequency [MHz] | Injected (AWGN) [dBm] | Antenna Gain [dBi] | Adjusted Power Level [dBm] | Detection Limit [dBm] | Margin [dB] |
|-------------|---------|-------------------------|------------------|---------------------------|-----------------------|--------------------|----------------------------|-----------------------|-------------|
| UNII Band 5 | 53      | 6215                    | 20               | 6215                      | -77.61                | -1.80              | -75.81                     | -62.0                 | -13.81      |
|             | 47      | 6185                    | 160              | 6110                      | -71.05                | -1.80              | -69.25                     | -62.0                 | -7.25       |
|             |         |                         |                  | 6185                      | -71.27                | -1.80              | -69.47                     | -62.0                 | -7.47       |
|             |         |                         |                  | 6260                      | -68.11                | -1.80              | -66.31                     | -62.0                 | -4.31       |
| UNII Band 7 | 149     | 6695                    | 20               | 6695                      | -71.68                | -1.80              | -69.88                     | -62.0                 | -7.88       |
|             | 143     | 6665                    | 160              | 6590                      | -65.99                | -1.80              | -64.19                     | -62.0                 | -2.19       |
|             |         |                         |                  | 6665                      | -67.01                | -1.80              | -65.21                     | -62.0                 | -3.21       |
|             |         |                         |                  | 6740                      | -66.10                | -1.80              | -64.30                     | -62.0                 | -2.30       |

**Table 7-83. Contention Based Protocol – Incumbent Detection Results**

| Band        | Channel | Channel Frequency [MHz] | Channel BW [MHz] | Incumbent Frequency [MHz] | EUT Transmission Status   |         |        |
|-------------|---------|-------------------------|------------------|---------------------------|---------------------------|---------|--------|
|             |         |                         |                  |                           | Adjusted AWGN Power (dBm) |         |        |
|             |         |                         |                  |                           | Normal                    | Minimal | Ceased |
| UNII Band 5 | 53      | 6215                    | 20               | 6215                      | -86.99                    | -77.06  | -75.81 |
|             | 47      | 6185                    | 160              | 6110                      | -80.43                    | -70.50  | -69.25 |
|             |         |                         |                  | 6185                      | -80.64                    | -70.72  | -69.47 |
|             |         |                         |                  | 6260                      | -77.49                    | -67.56  | -66.31 |
| UNII Band 7 | 149     | 6695                    | 20               | 6695                      | -80.86                    | -71.10  | -69.88 |
|             | 175     | 6665                    | 160              | 6750                      | -75.17                    | -65.41  | -64.19 |
|             |         |                         |                  | 6825                      | -76.19                    | -66.43  | -65.21 |
|             |         |                         |                  | 6900                      | -75.28                    | -65.52  | -64.30 |

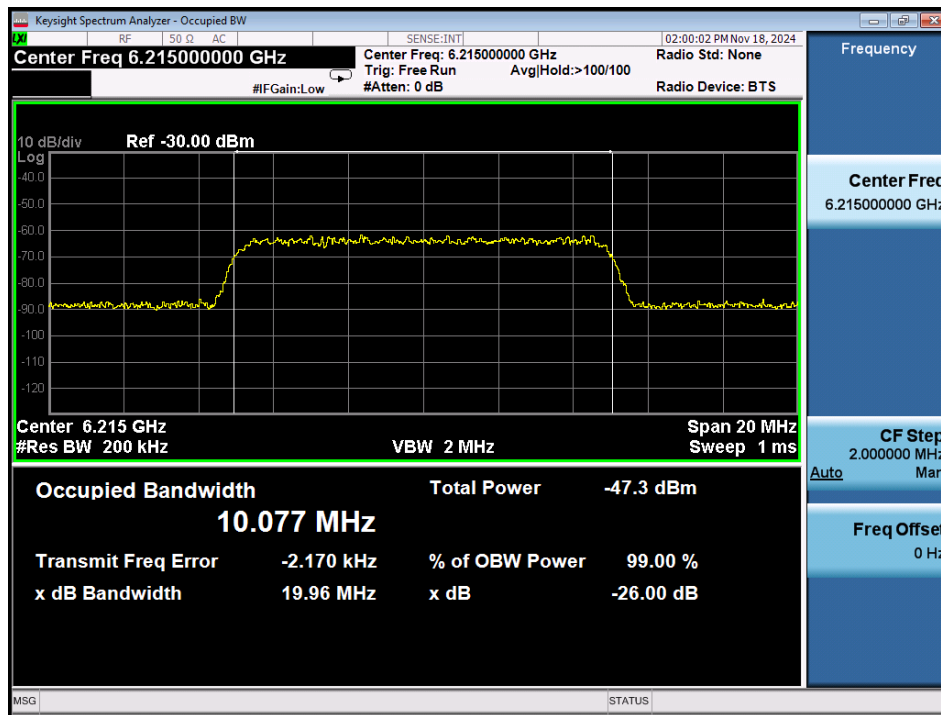
**Table 7-84. Contention Based Protocol VLP – Detection Results – All Tx Cases**

| CBP Detection (1 = Detection, Blank = No Detection) |         |                               |                        |   |   |   |   |   |   |   |   |   |    |    |    |    |    |    |                          |              |           |
|---|---------|-------------------------------|------------------------|---|---|---|---|---|---|---|---|---|----|----|----|----|----|----|--------------------------|--------------|-----------|
| Band  | Channel | Channel<br>Frequency<br>[MHz] | Channel<br>BW<br>[MHz] | 1 | 2 | 3 | 4 | 5 | 6 | 7 | 8 | 9 | 10 | 11 | 12 | 13 | 14 | 15 | Detection<br>Rate<br>[%] | Limit<br>[%] | Pass/Fail |
| UNII<br>Band 5                                      | 53      | 6215                          | 20                     | 1 | 1 | 1 | 1 | 1 | 1 | 1 | 1 | 1 | 1  | 1  | 1  | 1  | 1  | 1  | 100.0                    | 90           | Pass      |
|   | 47      | 6185                          | 160                    | 1 | 1 | 1 | 1 | 1 | 1 | 1 | 1 | 1 | 1  | 1  | 1  | 1  | 1  | 1  | 100.0                    | 90           | Pass      |
|   |         |                               |                        | 1 | 1 | 1 | 1 | 1 | 1 | 1 | 1 | 1 | 1  | 1  | 1  | 1  | 1  | 1  | 100.0                    | 90           | Pass      |
|   |         |                               |                        | 1 | 1 | 1 | 1 | 1 | 1 | 1 | 1 | 1 | 1  | 1  | 1  | 1  | 1  | 1  | 100.0                    | 90           | Pass      |
| UNII<br>Band 7                                      | 149     | 6695                          | 20                     | 1 | 1 | 1 | 1 | 1 | 1 | 1 | 1 | 1 | 1  | 1  | 1  | 1  | 1  | 1  | 100.0                    | 90           | Pass      |
|   | 175     | 6665                          | 160                    | 1 | 1 | 1 | 1 | 1 | 1 | 1 | 1 | 1 | 1  | 1  | 1  | 1  | 1  | 1  | 100.0                    | 90           | Pass      |
|   |         |                               |                        | 1 | 1 | 1 | 1 | 1 | 1 | 1 | 1 | 1 | 1  | 1  | 1  | 1  | 1  | 1  | 100.0                    | 90           | Pass      |
|   |         |                               |                        | 1 | 1 | 1 | 1 | 1 | 1 | 1 | 1 | 1 | 1  | 1  | 1  | 1  | 1  | 1  | 100.0                    | 90           | Pass      |

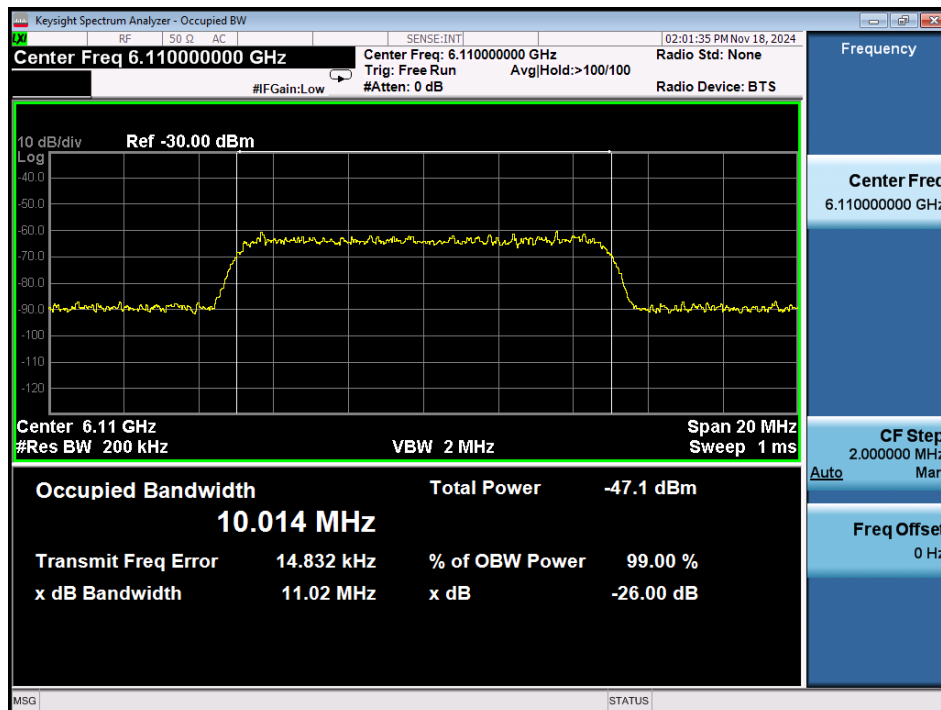
**Table 7-85. Contention Based Protocol – Incumbent Detection Trial Results**

|  |   |   |  |
|--|---|---|--|
| <b>FCC ID:</b> BCGA3267<br><b>IC:</b> 579C-A3267 |  | <b>MEASUREMENT REPORT (CERTIFICATION)</b> | <b>Approved by:</b><br>Technical Manager |
| <b>Test Report S/N:</b><br>1C2410210073-26.BCG   | <b>Test Dates:</b><br>10/25/2024 - 1/6/2025   | <b>EUT Type:</b><br>Tablet Device         | Page 132 of 223                          |

## AWGN Plots



Plot 7-265. AWGN Signal – UNII 5 – 20MHz

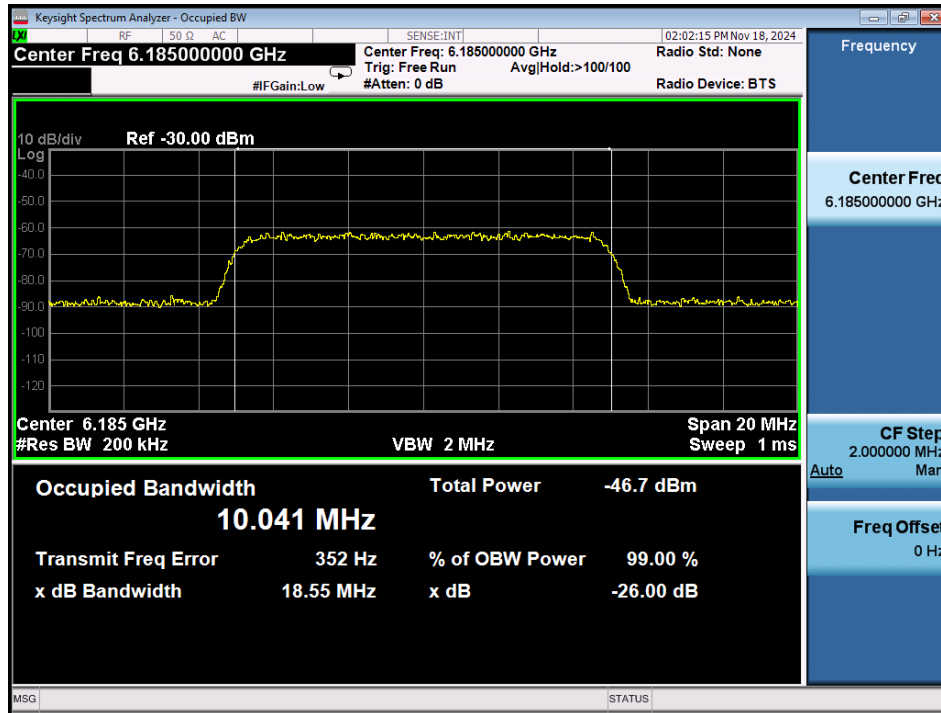


Plot 7-266. AWGN Signal – UNII 5 – 160MHz - Low

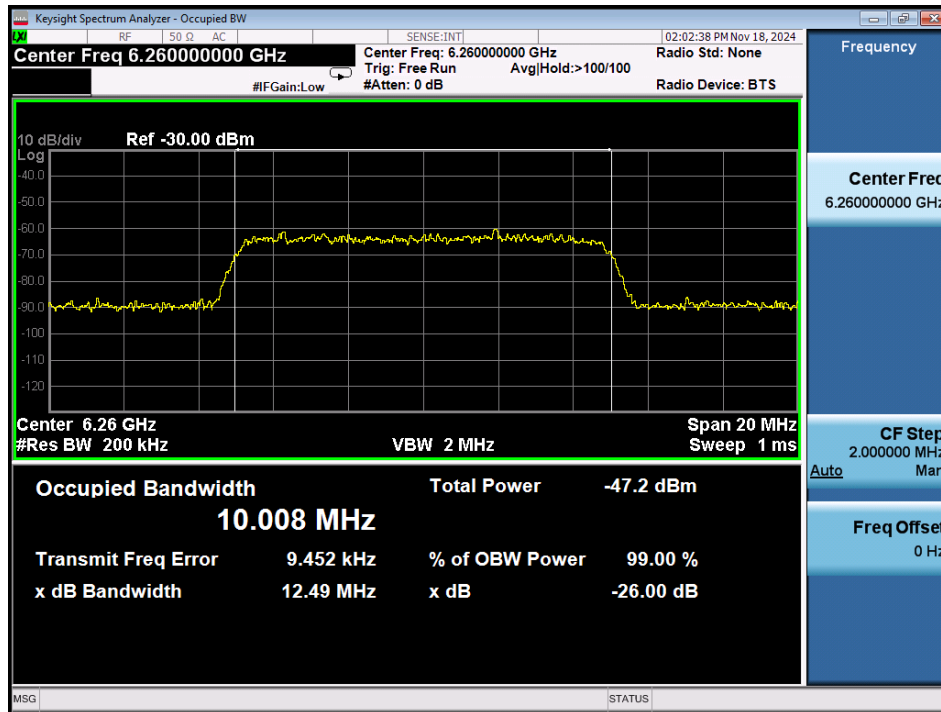
|   |   |                                       |                                   |
|---|---|---------------------------------------|-----------------------------------|
| FCC ID: BCGA3267<br>IC: 579C-A3267      |  | MEASUREMENT REPORT<br>(CERTIFICATION) | Approved by:<br>Technical Manager |
| Test Report S/N:<br>1C2410210073-26.BCG | Test Dates:<br>10/25/2024 - 1/6/2025  | EUT Type:<br>Tablet Device            | Page 133 of 223                   |

V 10.6 10/27/2023

Unless otherwise specified, no part of this report may be reproduced or utilized in any part, form or by any means, electronic or mechanical, including photocopying and microfilm, without permission in writing from Element Washington DC LLC. If you have any questions about this or have an enquiry about obtaining additional rights to this report or assembly of contents thereof, please contact [ct.info@element.com](mailto:ct.info@element.com).



Plot 7-267. AWGN Signal – UNII 5 – 160MHz – Mid

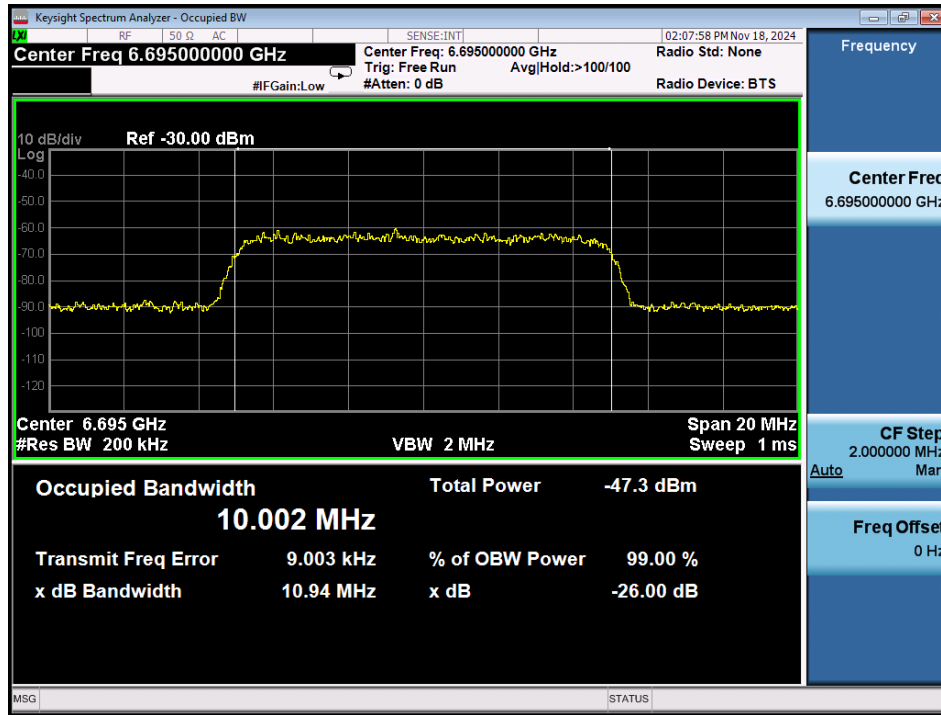


Plot 7-268. AWGN Signal – UNII 5 – 160MHz - High

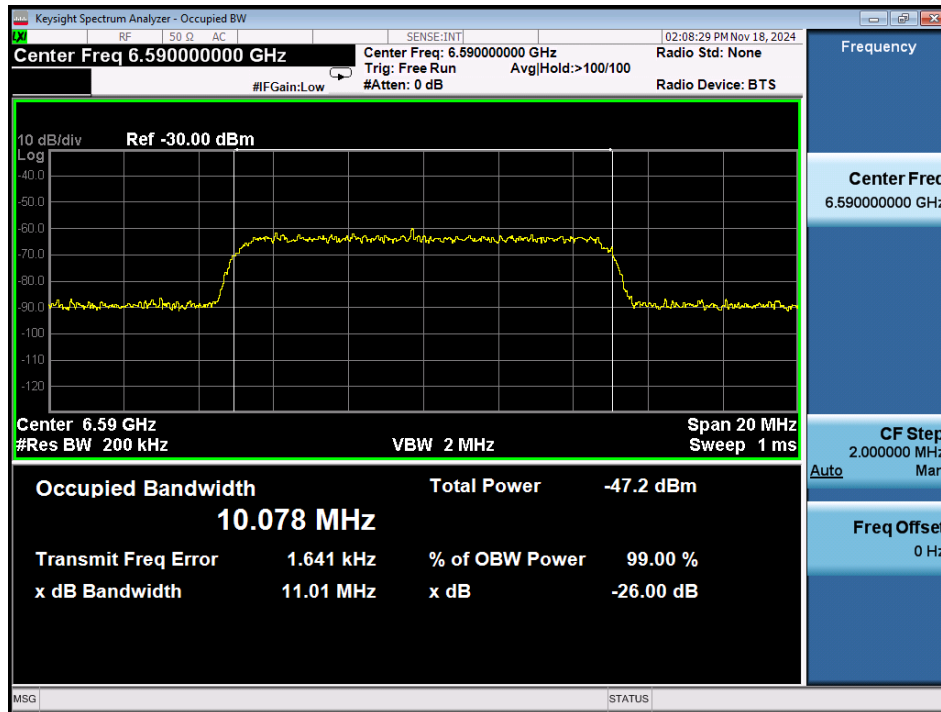
|   |   |                                       |                                   |
|---|---|---------------------------------------|-----------------------------------|
| FCC ID: BCGA3267<br>IC: 579C-A3267      |  | MEASUREMENT REPORT<br>(CERTIFICATION) | Approved by:<br>Technical Manager |
| Test Report S/N:<br>1C2410210073-26.BCG | Test Dates:<br>10/25/2024 - 1/6/2025  | EUT Type:<br>Tablet Device            | Page 134 of 223                   |

V 10.6 10/27/2023

Unless otherwise specified, no part of this report may be reproduced or utilized in any part, form or by any means, electronic or mechanical, including photocopying and microfilm, without permission in writing from Element Washington DC LLC. If you have any questions about this or have an enquiry about obtaining additional rights to this report or assembly of contents thereof, please contact [ct.info@element.com](mailto:ct.info@element.com).



Plot 7-269. AWGN Signal – UNII 7 – 20MHz

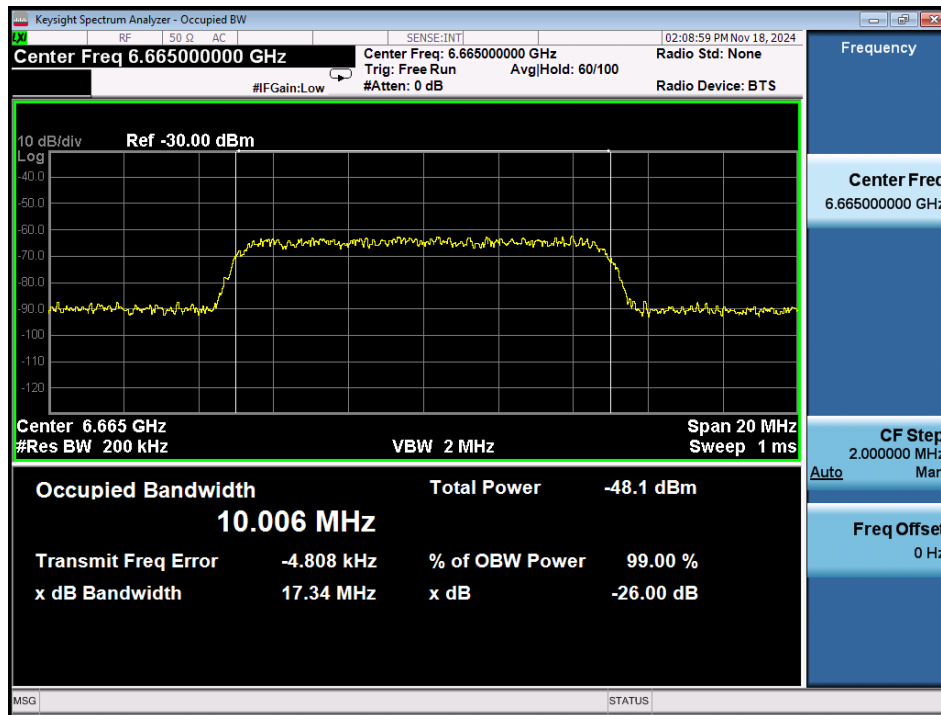


Plot 7-270. AWGN Signal – UNII 7 – 160MHz - Low

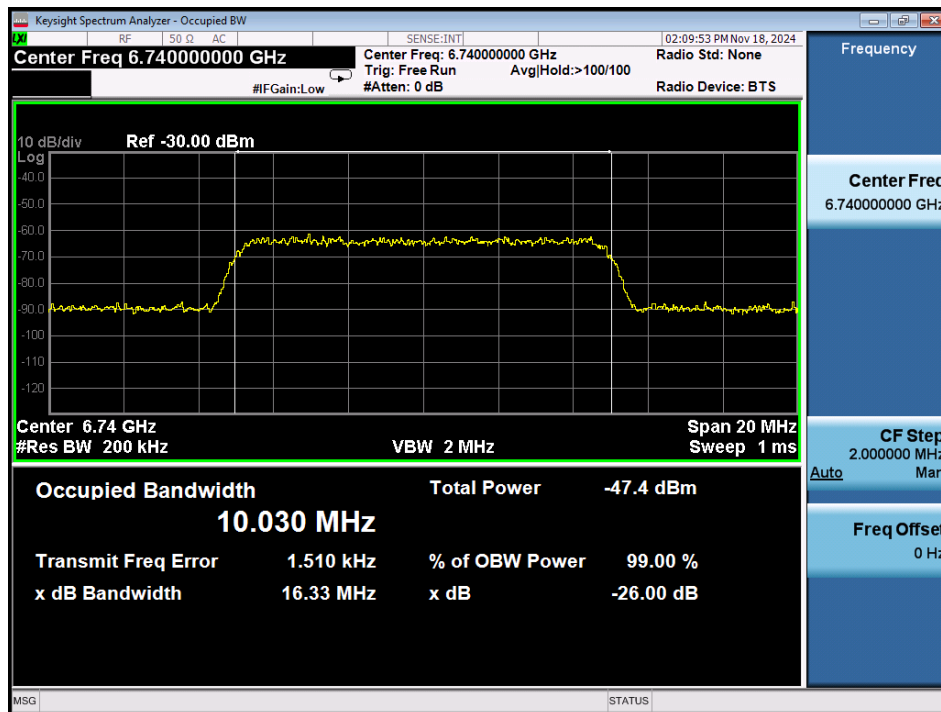
|   |   |                                       |                                   |
|---|---|---------------------------------------|-----------------------------------|
| FCC ID: BCGA3267<br>IC: 579C-A3267      |  | MEASUREMENT REPORT<br>(CERTIFICATION) | Approved by:<br>Technical Manager |
| Test Report S/N:<br>1C2410210073-26.BCG | Test Dates:<br>10/25/2024 - 1/6/2025  | EUT Type:<br>Tablet Device            | Page 135 of 223                   |

V 10.6 10/27/2023

Unless otherwise specified, no part of this report may be reproduced or utilized in any part, form or by any means, electronic or mechanical, including photocopying and microfilm, without permission in writing from Element Washington DC LLC. If you have any questions about this or have an enquiry about obtaining additional rights to this report or assembly of contents thereof, please contact [ct.info@element.com](mailto:ct.info@element.com).



Plot 7-271. AWGN Signal – UNII 7 – 160MHz – Mid



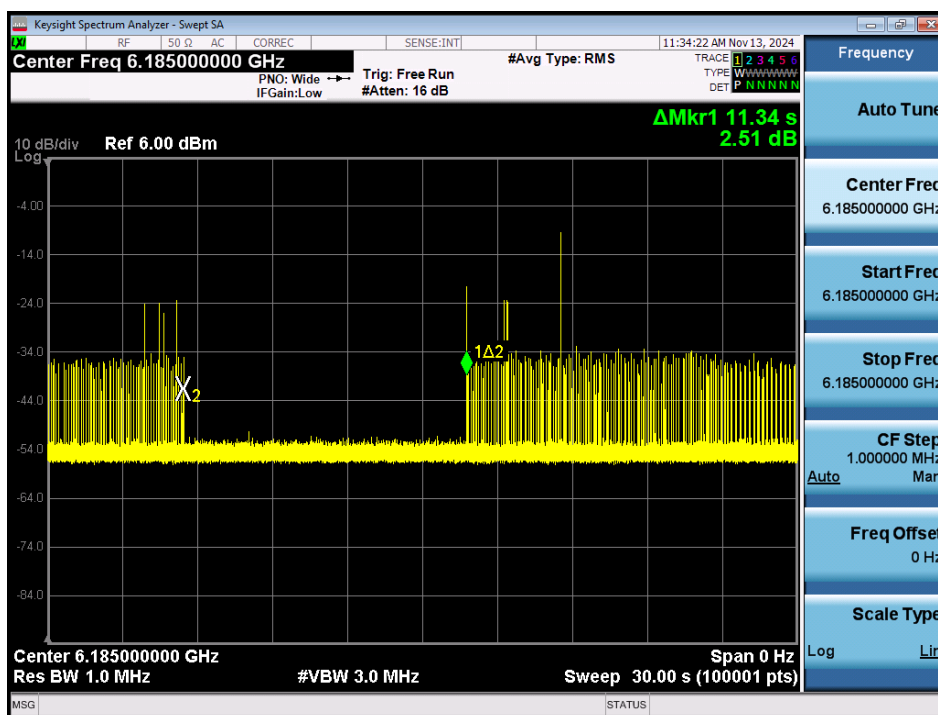
Plot 7-272. AWGN Signal – UNII 7 – 160MHz - High

|   |   |                                       |                                   |
|---|---|---------------------------------------|-----------------------------------|
| FCC ID: BCGA3267<br>IC: 579C-A3267      |  | MEASUREMENT REPORT<br>(CERTIFICATION) | Approved by:<br>Technical Manager |
| Test Report S/N:<br>1C2410210073-26.BCG | Test Dates:<br>10/25/2024 - 1/6/2025  | EUT Type:<br>Tablet Device            | Page 136 of 223                   |

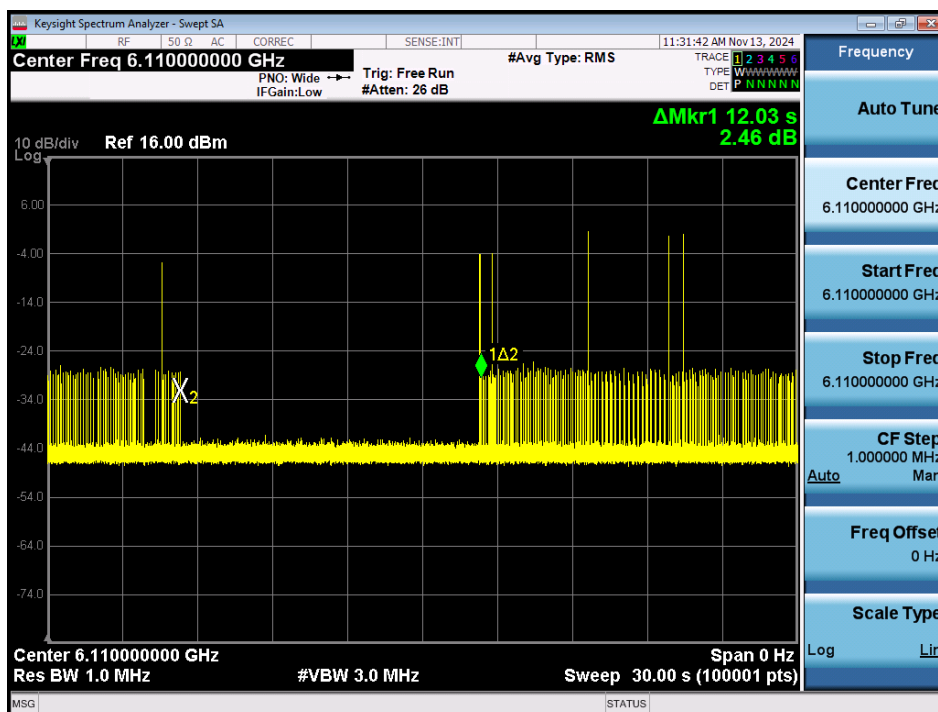
V 10.6 10/27/2023

Unless otherwise specified, no part of this report may be reproduced or utilized in any part, form or by any means, electronic or mechanical, including photocopying and microfilm, without permission in writing from Element Washington DC LLC. If you have any questions about this or have an enquiry about obtaining additional rights to this report or assembly of contents thereof, please contact [ct.info@element.com](mailto:ct.info@element.com).

## Contention-Based Protocol Timing Plots



Plot 7-273. Contention Based Protocol Timing Plot – UNII 5 – 20MHz Channel 53

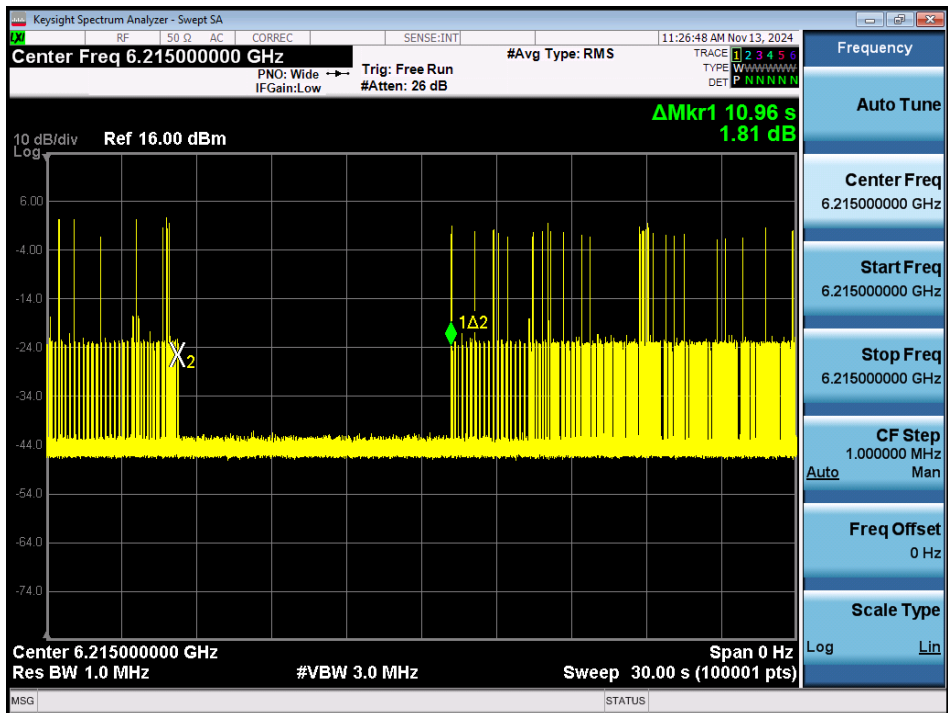


Plot 7-274. Contention Based Protocol Timing Plot – UNII 5 – 160MHz Channel 47 – Low

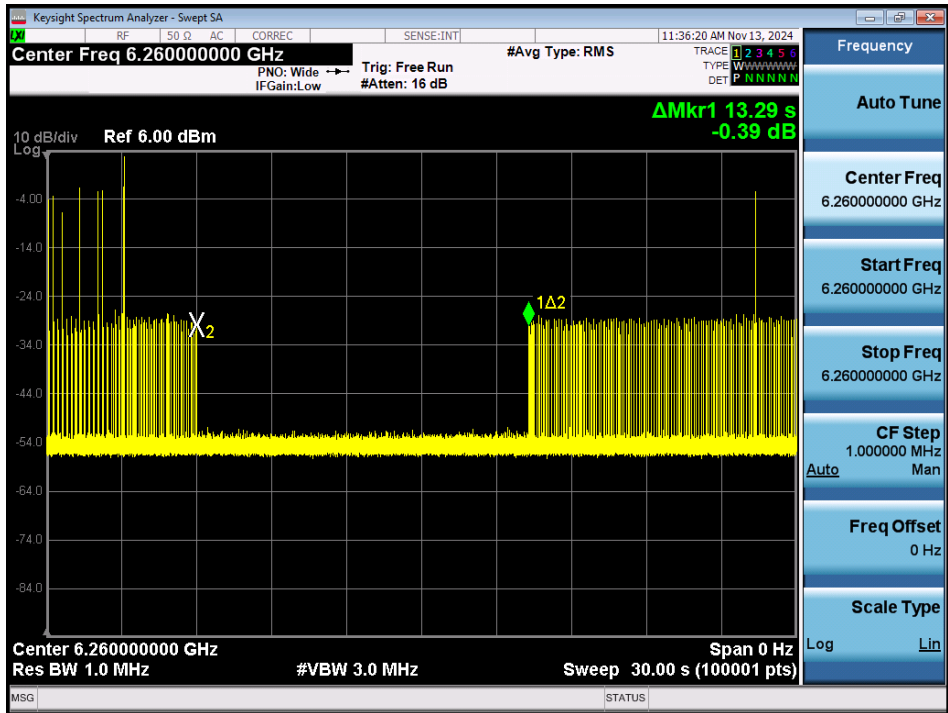
|   |   |                                       |                                   |
|---|---|---------------------------------------|-----------------------------------|
| FCC ID: BCGA3267<br>IC: 579C-A3267      |  | MEASUREMENT REPORT<br>(CERTIFICATION) | Approved by:<br>Technical Manager |
| Test Report S/N:<br>1C2410210073-26.BCG | Test Dates:<br>10/25/2024 - 1/6/2025  | EUT Type:<br>Tablet Device            | Page 137 of 223                   |

V 10.6 10/27/2023

Unless otherwise specified, no part of this report may be reproduced or utilized in any part, form or by any means, electronic or mechanical, including photocopying and microfilm, without permission in writing from Element Washington DC LLC. If you have any questions about this or have an enquiry about obtaining additional rights to this report or assembly of contents thereof, please contact [ct.info@element.com](mailto:ct.info@element.com).



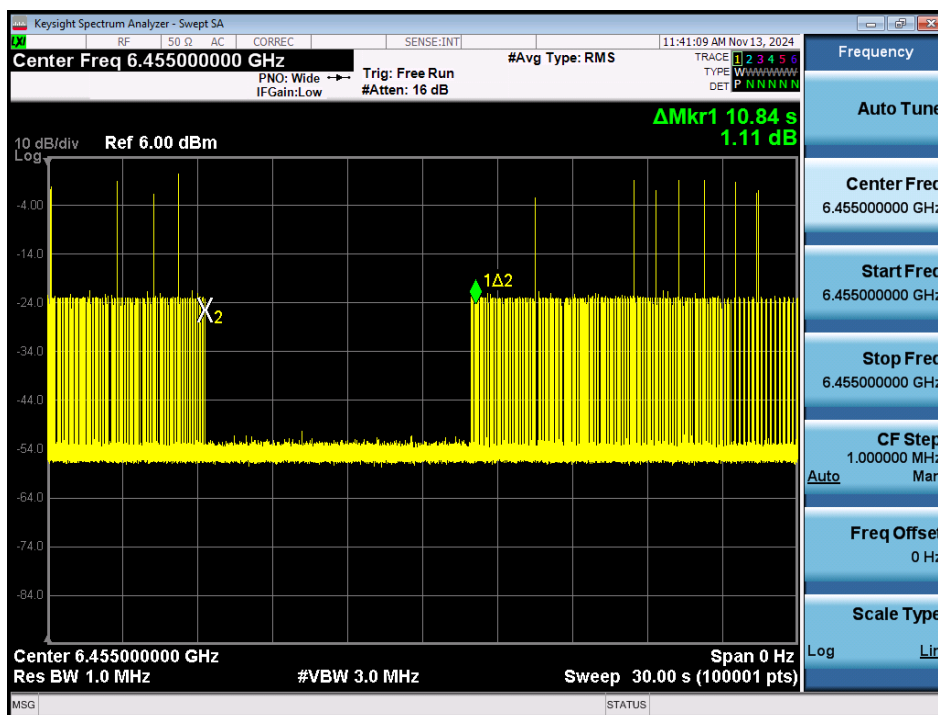
Plot 7-275. Contention Based Protocol Timing Plot –UNII 5 – 160MHz Channel 47 – Mid



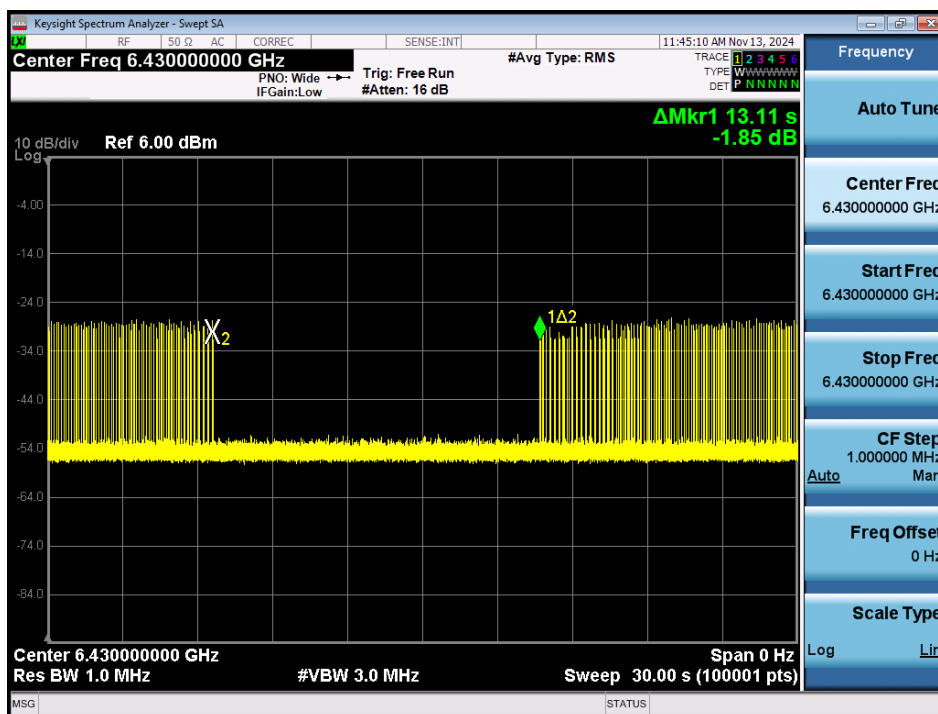
Plot 7-276. Contention Based Protocol Timing Plot – UNII 5 – 160MHz Channel 47 – High

|   |                                      |                                       |                                   |
|---|--------------------------------------|---------------------------------------|-----------------------------------|
| FCC ID: BCGA3267<br>IC: 579C-A3267      | element                              | MEASUREMENT REPORT<br>(CERTIFICATION) | Approved by:<br>Technical Manager |
| Test Report S/N:<br>1C2410210073-26.BCG | Test Dates:<br>10/25/2024 - 1/6/2025 | EUT Type:<br>Tablet Device            | Page 138 of 223                   |





Plot 7-277. Contention Based Protocol Timing Plot – UNII 6 – 20MHz Channel 101

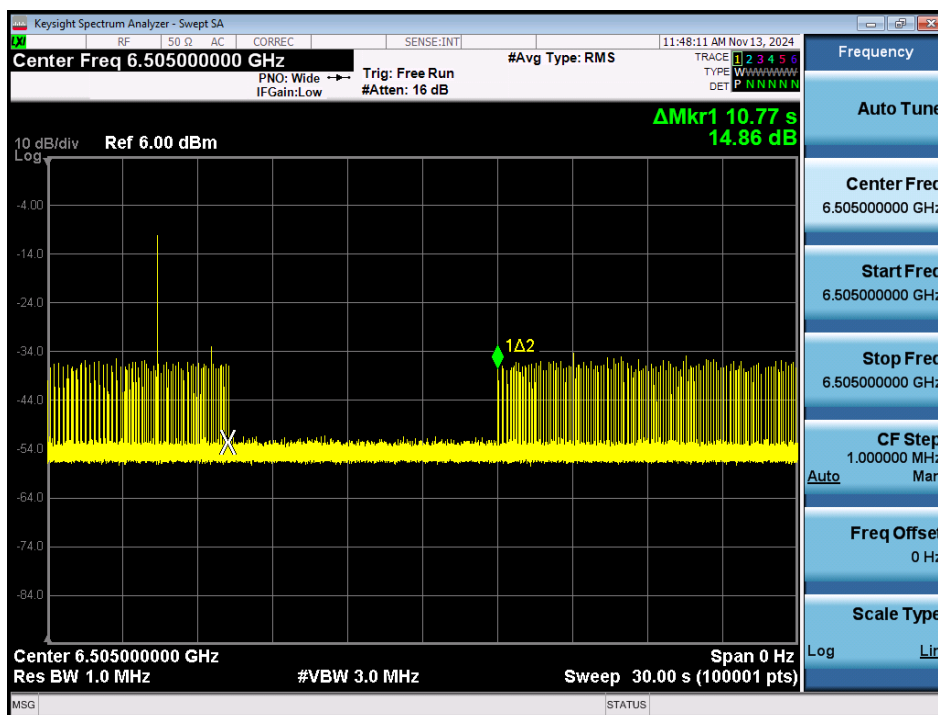


Plot 7-278. Contention Based Protocol Timing Plot – UNII 6 – 160MHz Channel 111 – Low

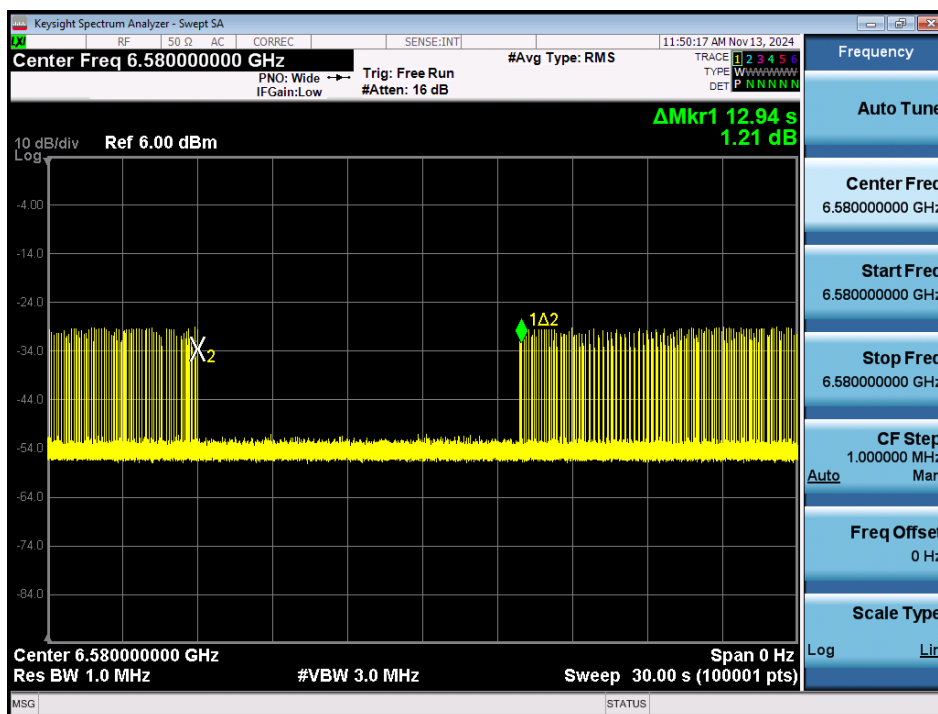
|   |                                      |                                       |                                   |
|---|--------------------------------------|---------------------------------------|-----------------------------------|
| FCC ID: BCGA3267<br>IC: 579C-A3267      | element                              | MEASUREMENT REPORT<br>(CERTIFICATION) | Approved by:<br>Technical Manager |
| Test Report S/N:<br>1C2410210073-26.BCG | Test Dates:<br>10/25/2024 - 1/6/2025 | EUT Type:<br>Tablet Device            | Page 139 of 223                   |

V 10.6 10/27/2023

Unless otherwise specified, no part of this report may be reproduced or utilized in any part, form or by any means, electronic or mechanical, including photocopying and microfilm, without permission in writing from Element Washington DC LLC. If you have any questions about this or have an enquiry about obtaining additional rights to this report or assembly of contents thereof, please contact [ct.info@element.com](mailto:ct.info@element.com).



Plot 7-279. Contention Based Protocol Timing Plot – UNII 6 – 160MHz Channel 111 – Mid

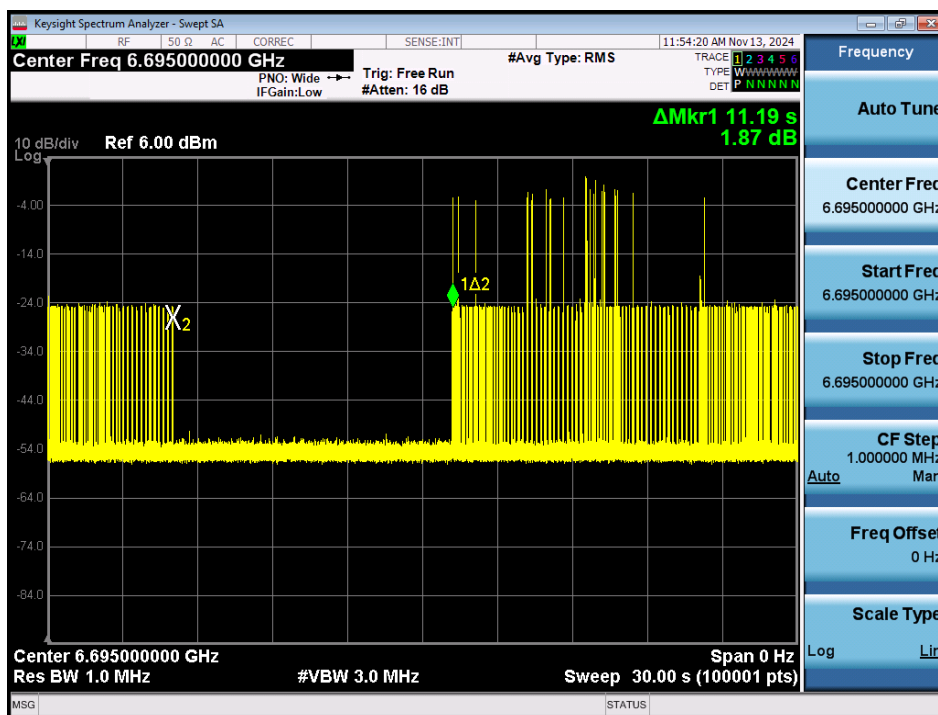


Plot 7-280. Contention Based Protocol Timing Plot – UNII 6 – 160MHz Channel 111 – High

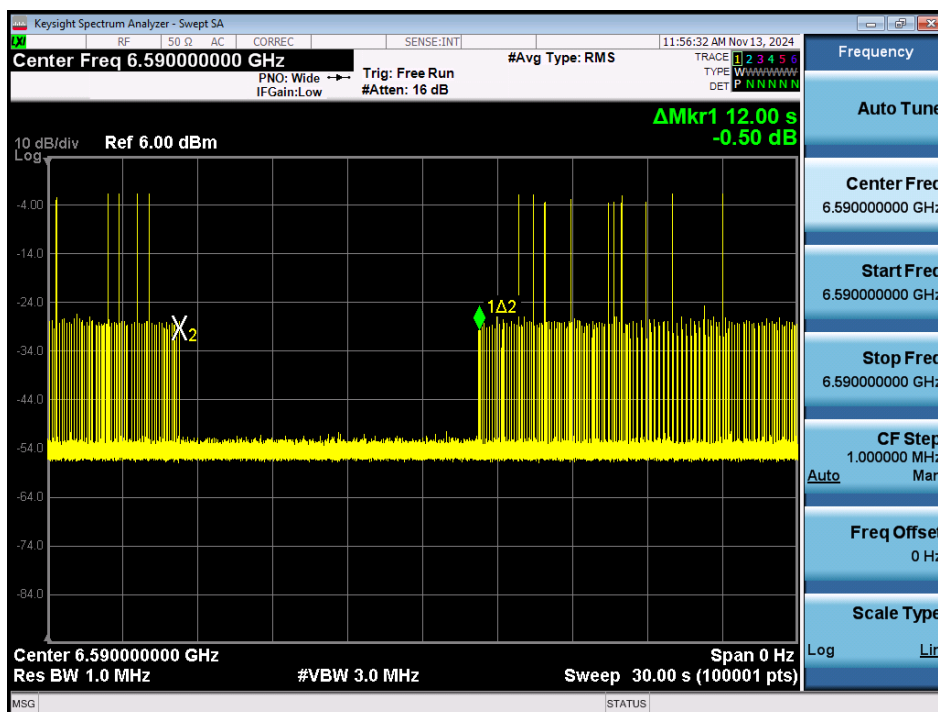
|   |                                      |                                       |                                   |
|---|--------------------------------------|---------------------------------------|-----------------------------------|
| FCC ID: BCGA3267<br>IC: 579C-A3267      | element                              | MEASUREMENT REPORT<br>(CERTIFICATION) | Approved by:<br>Technical Manager |
| Test Report S/N:<br>1C2410210073-26.BCG | Test Dates:<br>10/25/2024 - 1/6/2025 | EUT Type:<br>Tablet Device            | Page 140 of 223                   |

V 10.6 10/27/2023

Unless otherwise specified, no part of this report may be reproduced or utilized in any part, form or by any means, electronic or mechanical, including photocopying and microfilm, without permission in writing from Element Washington DC LLC. If you have any questions about this or have an enquiry about obtaining additional rights to this report or assembly of contents thereof, please contact [ct.info@element.com](mailto:ct.info@element.com).



Plot 7-281. Contention Based Protocol Timing Plot – UNII 7 – 20MHz Channel 149

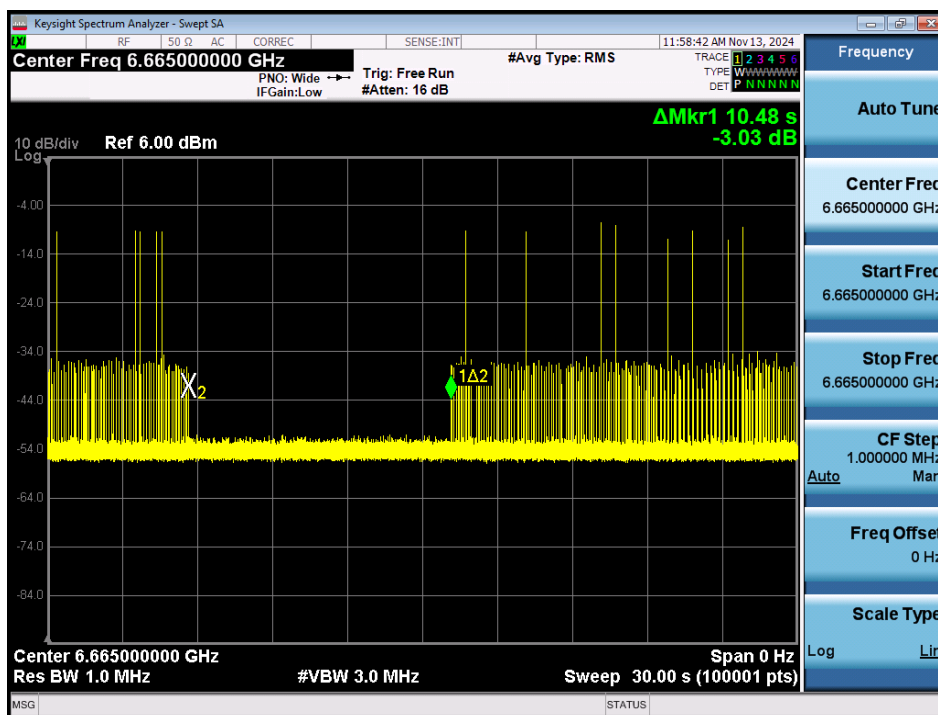


Plot 7-282. Contention Based Protocol Timing Plot – UNII 7 – 160MHz Channel 143 – Low

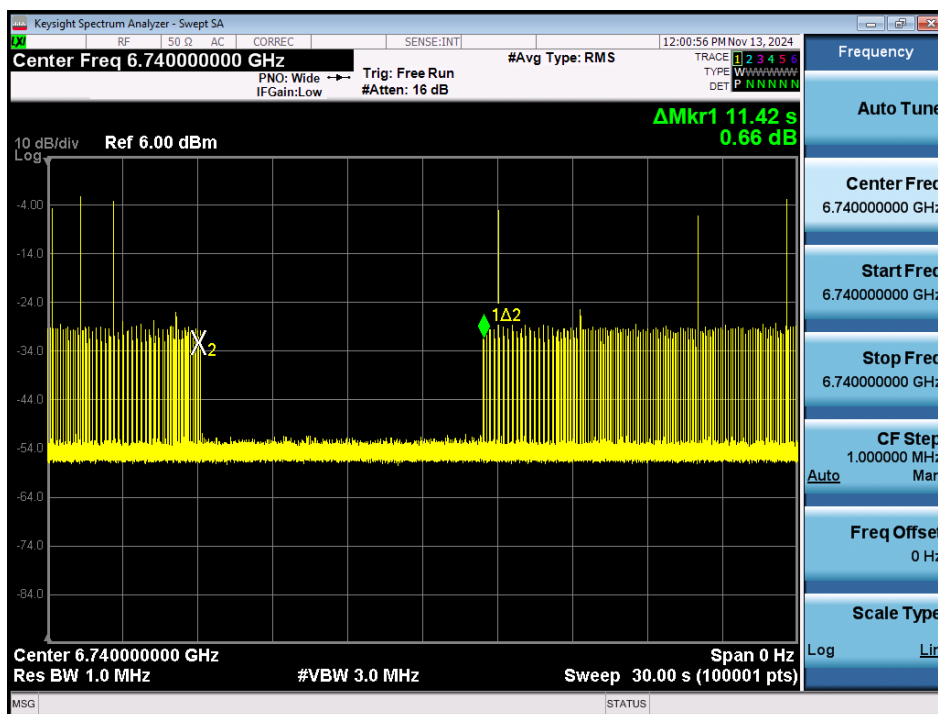
|   |                                      |                                       |                                   |
|---|--------------------------------------|---------------------------------------|-----------------------------------|
| FCC ID: BCGA3267<br>IC: 579C-A3267      | element                              | MEASUREMENT REPORT<br>(CERTIFICATION) | Approved by:<br>Technical Manager |
| Test Report S/N:<br>1C2410210073-26.BCG | Test Dates:<br>10/25/2024 - 1/6/2025 | EUT Type:<br>Tablet Device            | Page 141 of 223                   |

V 10.6 10/27/2023


Unless otherwise specified, no part of this report may be reproduced or utilized in any part, form or by any means, electronic or mechanical, including photocopying and microfilm, without permission in writing from Element Washington DC LLC. If you have any questions about this or have an enquiry about obtaining additional rights to this report or assembly of contents thereof, please contact [ct.info@element.com](mailto:ct.info@element.com).



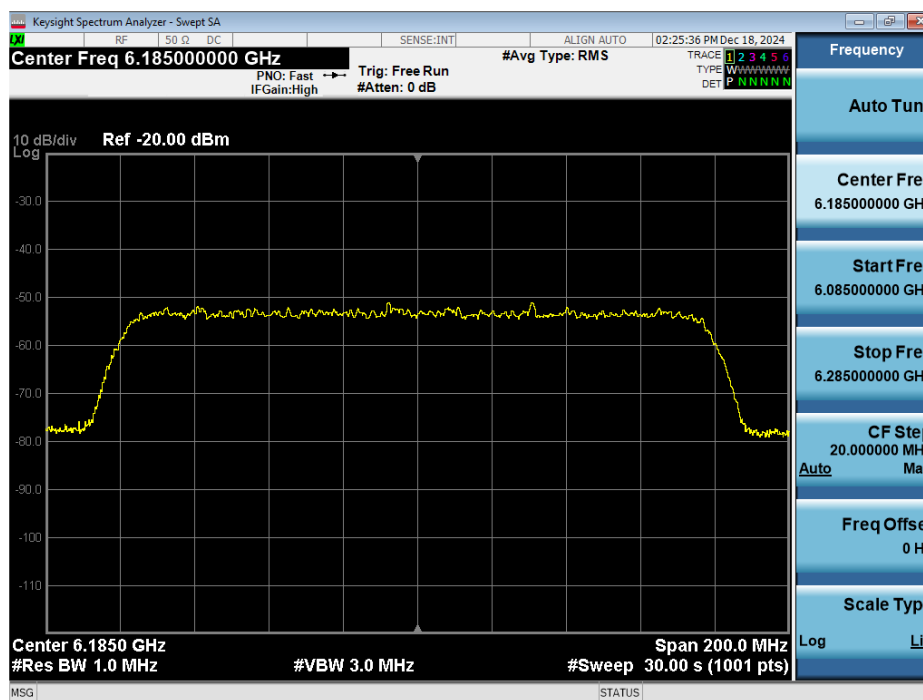
Plot 7-283. Contention Based Protocol Timing Plot – UNII 7 – 160MHz Channel 143 – Mid



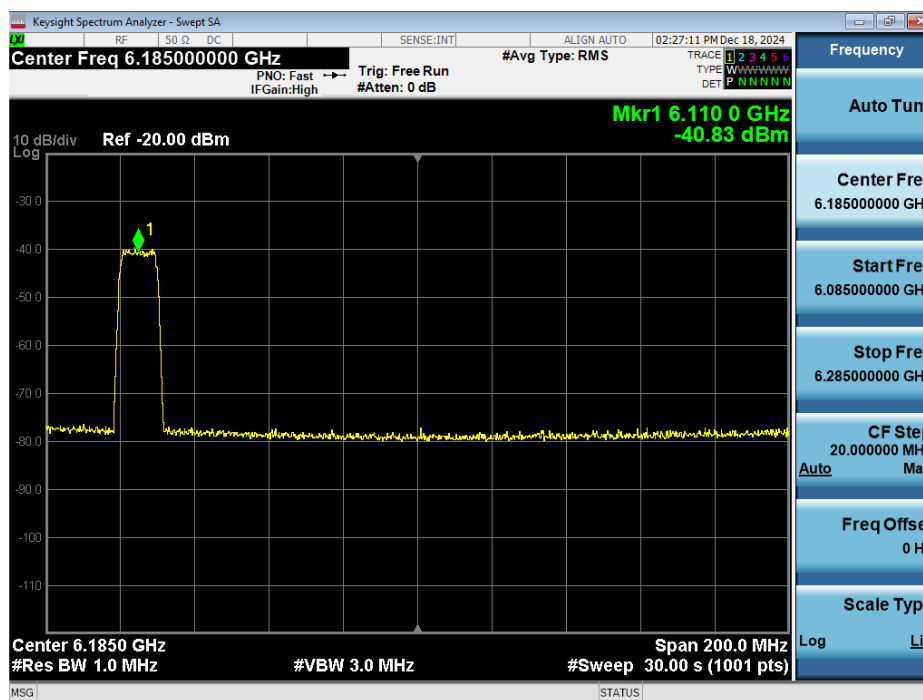
Plot 7-284. Contention Based Protocol Timing Plot – UNII 7 – 160MHz Channel 143 – High

|   |   |                                       |                                   |
|---|---|---------------------------------------|-----------------------------------|
| FCC ID: BCGA3267<br>IC: 579C-A3267      |  | MEASUREMENT REPORT<br>(CERTIFICATION) | Approved by:<br>Technical Manager |
| Test Report S/N:<br>1C2410210073-26.BCG | Test Dates:<br>10/25/2024 - 1/6/2025  | EUT Type:<br>Tablet Device            | Page 142 of 223                   |


## CBP Bandwidth Reduction Plots



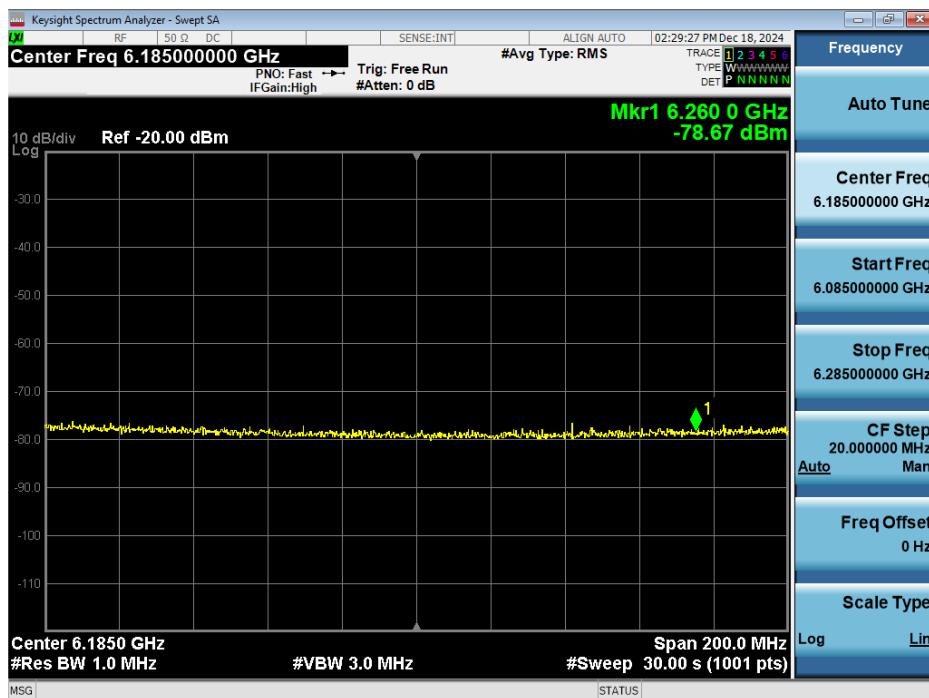
Plot 7-285. 160MHz Bandwidth, Before AWGN Signal Injected – Channel 47



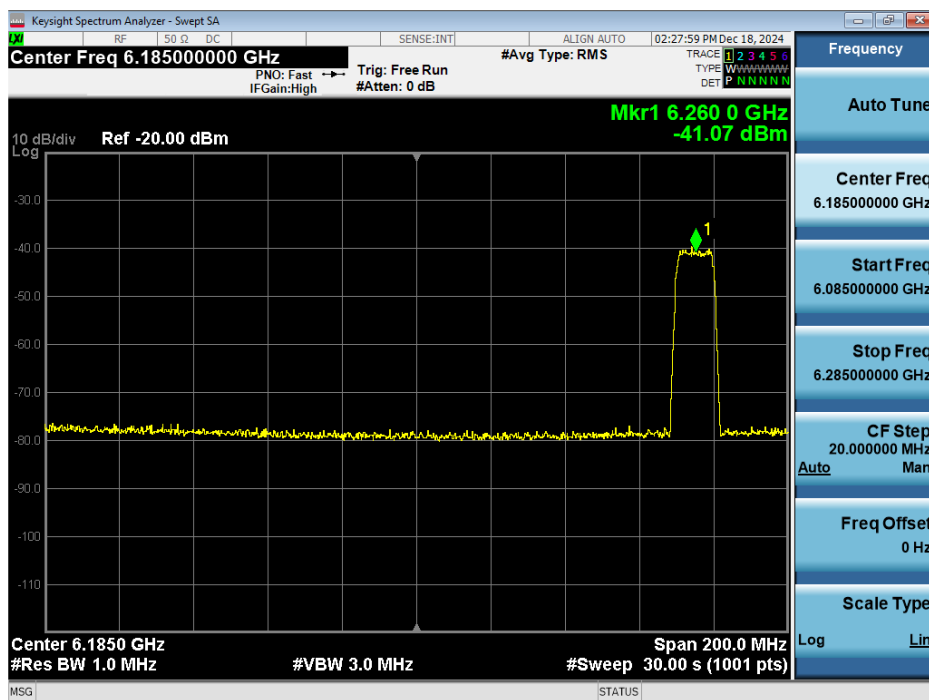
Plot 7-286. 160MHz Bandwidth, AWGN Signal Injected at Low End – Channel 47

|   |   |                                       |                                   |
|---|---|---------------------------------------|-----------------------------------|
| FCC ID: BCGA3267<br>IC: 579C-A3267      |  | MEASUREMENT REPORT<br>(CERTIFICATION) | Approved by:<br>Technical Manager |
| Test Report S/N:<br>1C2410210073-26.BCG | Test Dates:<br>10/25/2024 - 1/6/2025  | EUT Type:<br>Tablet Device            | Page 143 of 223                   |

V 10.6 10/27/2023



Plot 7-287. 160MHz Bandwidth, AWGN Signal Injected at Center – Channel 47



Plot 7-288. 160MHz Bandwidth, AWGN Signal Injected at High End – Channel 47

|   |   |                                       |                                   |
|---|---|---------------------------------------|-----------------------------------|
| FCC ID: BCGA3267<br>IC: 579C-A3267      |  | MEASUREMENT REPORT<br>(CERTIFICATION) | Approved by:<br>Technical Manager |
| Test Report S/N:<br>1C2410210073-26.BCG | Test Dates:<br>10/25/2024 - 1/6/2025  | EUT Type:<br>Tablet Device            | Page 144 of 223                   |

V 10.6 10/27/2023

Unless otherwise specified, no part of this report may be reproduced or utilized in any part, form or by any means, electronic or mechanical, including photocopying and microfilm, without permission in writing from Element Washington DC LLC. If you have any questions about this or have an enquiry about obtaining additional rights to this report or assembly of contents thereof, please contact [ct.info@element.com](mailto:ct.info@element.com).

## 7.7 Radiated Spurious Emissions – Above 1GHz

**§15.407(b) §15.205 §15.209; RSS-Gen [8.9]**

### Test Overview and Limit

All out of band radiated spurious emissions are measured with a spectrum analyzer connected to a receive antenna while the EUT is operating at its maximum duty cycle, at its maximum power control level, as defined in ANSI C63.10-2020 and KDB 789033 D02 v02r01, and at the appropriate frequencies. All channels, modes (e.g. RU26, RU52, RU106, RU242, RU484, RU996 and RU996x2) and modulations/data rates were investigated among all UNII bands. Only the radiated emissions of the configuration that produced the worst case emissions are reported in this section.

***For transmitters operating in the 5.925-7.125 GHz band: All emissions outside of the 5.925-7.125 GHz band shall not exceed an EIRP of -27 dBm/MHz. Emissions found in a restricted band are subject to the limits of 15.209 and RSS-Gen (8.9) as shown in the table below.***

| Frequency       | Field Strength<br>[ $\mu\text{V/m}$ ] | Measured Distance<br>[Meters] |
|-----------------|---------------------------------------|-------------------------------|
| Above 960.0 MHz | 500                                   | 3                             |

**Table 7-86. Radiated Limits**

### Test Procedures Used

ANSI C63.10-2020 – Sections 12.7.7, 12.7.6  
KDB 789033 D02 v02r01 – Section G

### Test Settings

#### Average Field Strength Measurements

1. Analyzer center frequency was set to the frequency of the radiated spurious emission of interest
2. RBW = 1MHz
3. VBW = 3MHz
4. Detector = power average (RMS)
5. Number of measurement points = 1001 (Number of points must be  $\geq 2 \times \text{span/RBW}$ )
6. Averaging type = power (RMS)
7. Sweep time = auto couple
8. Trace was averaged over 100 sweeps

#### Peak Field Strength Measurements

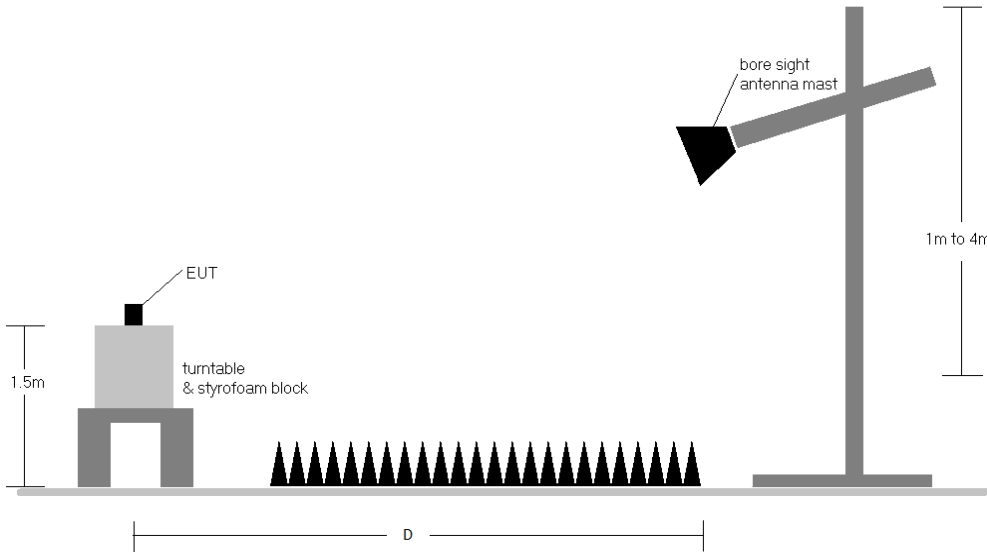
1. Analyzer center frequency was set to the frequency of the radiated spurious emission of interest
2. RBW = 1MHz
3. VBW = 3MHz
4. Detector = peak
5. Sweep time = auto couple
6. Trace mode = max hold
7. Trace was allowed to stabilize

|  |   |   |  |
|--|---|---|--|
| <b>FCC ID:</b> BCGA3267<br><b>IC:</b> 579C-A3267 |  | <b>MEASUREMENT REPORT<br/>(CERTIFICATION)</b> | <b>Approved by:</b><br>Technical Manager |
| <b>Test Report S/N:</b><br>1C2410210073-26.BCG   | <b>Test Dates:</b><br>10/25/2024 - 1/6/2025   | <b>EUT Type:</b><br>Tablet Device             | Page 145 of 223                          |


V 10.6 10/27/2023

**Test Setup**

The EUT and measurement equipment were set up as shown in the diagram below.



**Figure 7-6. Test Instrument & Measurement Setup**

|  |   |                                   |  |
|--|---|-----------------------------------|--|
| <b>FCC ID:</b> BCGA3267<br><b>IC:</b> 579C-A3267 |  <b>MEASUREMENT REPORT<br/>(CERTIFICATION)</b> |                                   | <b>Approved by:</b><br>Technical Manager |
| <b>Test Report S/N:</b><br>1C2410210073-26.BCG   | <b>Test Dates:</b><br>10/25/2024 - 1/6/2025   | <b>EUT Type:</b><br>Tablet Device | Page 146 of 223                          |

V 10.6 10/27/2023



## Test Notes

1. All emissions that lie in the restricted bands (denoted by a \* next to the frequency) specified in §15.205 and section 8.10 of RSS-Gen are below the limit shown in Table 7-86.
2. All spurious emissions lying in restricted bands specified in §15.205 and section 8.10 of RSS-Gen are below the limit shown in Table 7-86. All spurious emissions that do not lie in a restricted band are subject to a limit of -27dBm/MHz. At a distance of 3 meters, the field strength limit in dB $\mu$ V/m can be determined by adding a “conversion” factor of 95.2dB to the EIRP limit of -27dBm/MHz to obtain the limit for out of band spurious emissions of 68.2dB $\mu$ V/m.
3. The antenna is manipulated through typical positions, polarity and length during the tests. The EUT is manipulated through three orthogonal planes.
4. The spectrum is measured from 9kHz to the 10th harmonic of the fundamental frequency of the transmitter using CISPR quasi peak detector below 1GHz. Above 1 GHz, average and peak measurements were taken using linearly polarized horn antennas.
5. D is the measurement test distance and emissions 1-18GHz were measured at a 3 meters test distance while emissions above 18GHz were measured at a 1 meter test distance with the application of a distance correction factor.
6. The wide spectrum spurious emissions plots shown on the following pages are used only for the purpose of emission identification. Any emissions found to be within 20dB of the limit are fully investigated and the results are shown in this section.
7. All data rates and antenna configurations were investigated and only the worse case is reported
8. The unit was tested with all possible modes and only the highest emission is reported.
9. The “-” shown in the following RSE tables are used to denote a noise floor measurement.
10. All radiated measurements were tested at the highest supported power setting per band.

## Sample Calculations

### Determining Spurious Emissions Levels

- Field Strength Level [dB $\mu$ V/m] = Analyzer Level [dBm] + 107 + AFCL [dB/m]
- AFCL [dB/m] = Antenna Factor [dB/m] + Cable Loss [dB] – Preamplifier Gain [dB]
- Margin [dB] = Field Strength Level [dB $\mu$ V/m] – Limit [dB $\mu$ V/m]

### Radiated Band Edge Measurement Offset

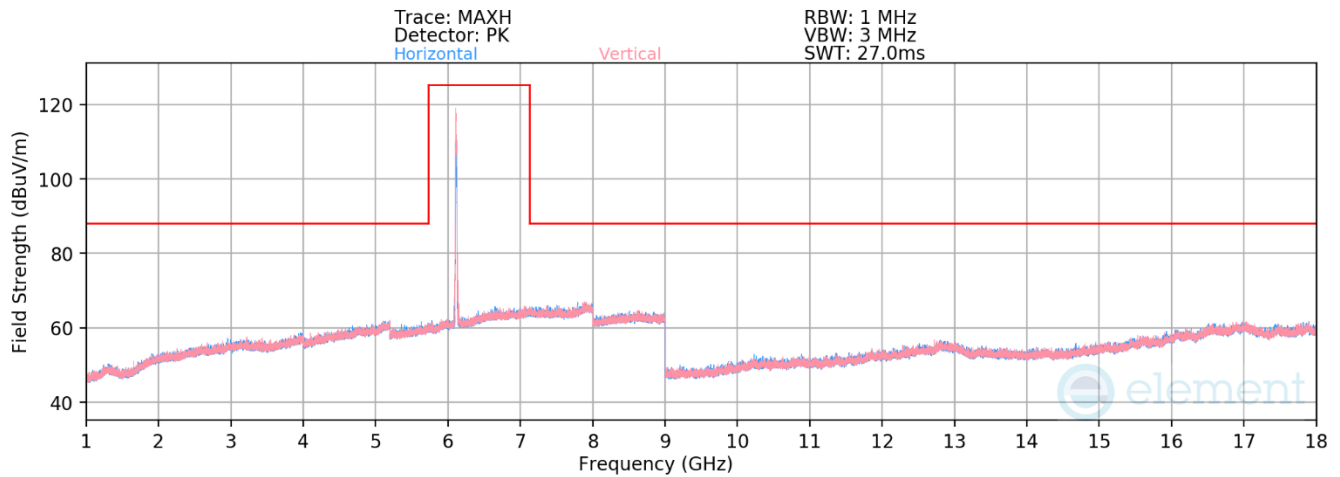
- The amplitude offset shown in the radiated restricted band edge plots in Section 7.7.3 to Section 7.7.22 was calculated using the formula:  
Offset (dB) = (Antenna Factor + Cable Loss + Attenuator) – Preamplifier Gain

|   |   |                                       |                                   |
|---|---|---------------------------------------|-----------------------------------|
| FCC ID: BCGA3267<br>IC: 579C-A3267      |  | MEASUREMENT REPORT<br>(CERTIFICATION) | Approved by:<br>Technical Manager |
| Test Report S/N:<br>1C2410210073-26.BCG | Test Dates:<br>10/25/2024 - 1/6/2025  | EUT Type:<br>Tablet Device            | Page 147 of 223                   |

V 10.6 10/27/2023

## 7.7.1 SDM Primary Radiated Spurious Emissions

### RU106



**Plot 7-289. Radiated Spurious Emissions 1-18GHz SDM Primary (802.11ax – Ch. 33 – RU106)**

Mode: 802.11ax  
Data Rate: MCS0  
Distance of Measurements: 3 Meters  
Operating Frequency: 6115MHz  
Channel: 33

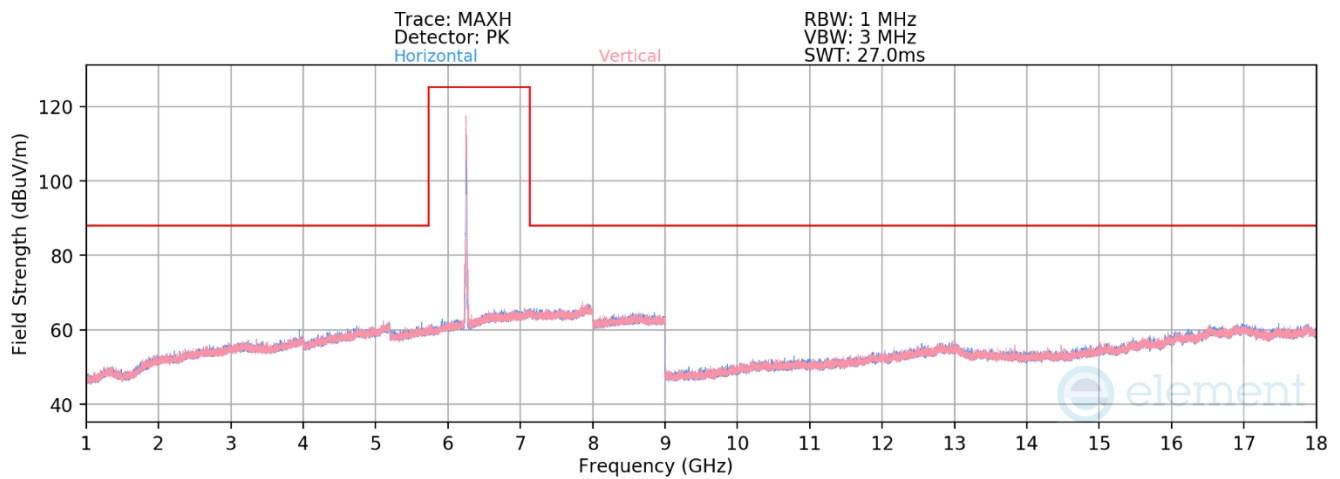
| Frequency [MHz] | Detector | Ant. Pol. [H/V] | Antenna Height [cm] | Turntable Azimuth [degree] | Analyzer Level [dBm] | AFCL [dB/m] | Field Strength [dBuV/m] | Limit [dBuV/m] | Margin [dB] |
|-----------------|----------|-----------------|---------------------|----------------------------|----------------------|-------------|-------------------------|----------------|-------------|
| * 12230.00      | Average  | V               | -                   | -                          | -85.49               | 20.56       | 42.07                   | 53.98          | -11.91      |
| * 12230.00      | Peak     | V               | -                   | -                          | -73.92               | 20.56       | 53.64                   | 73.98          | -20.34      |

**Table 7-87. Radiated Spurious Emission Measurements SDM Primary – RU106**

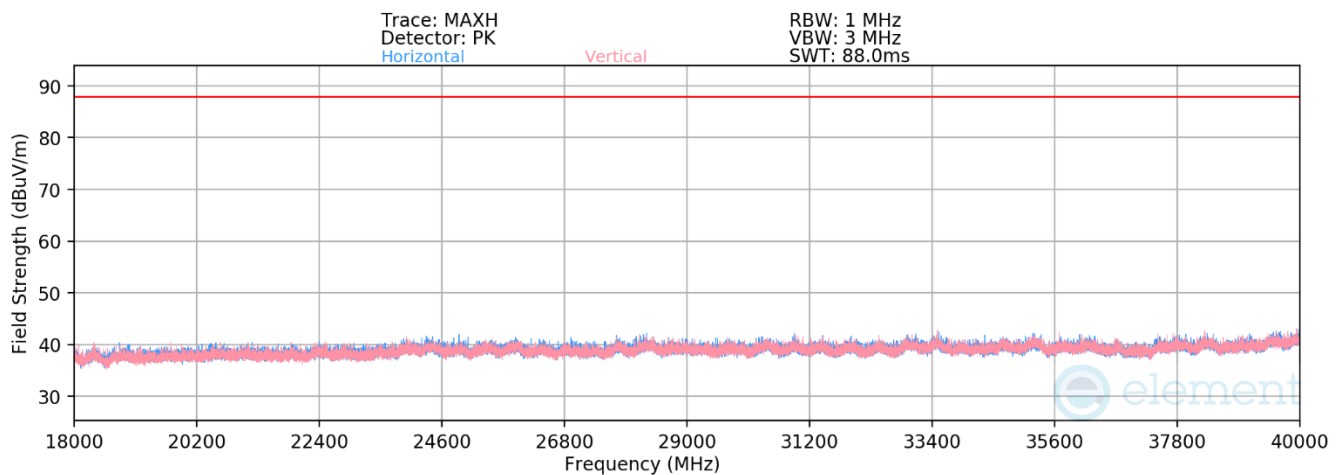
|   |   |                                       |                                   |
|---|---|---------------------------------------|-----------------------------------|
| FCC ID: BCGA3267<br>IC: 579C-A3267      |  | MEASUREMENT REPORT<br>(CERTIFICATION) | Approved by:<br>Technical Manager |
| Test Report S/N:<br>1C2410210073-26.BCG | Test Dates:<br>10/25/2024 - 1/6/2025  | EUT Type:<br>Tablet Device            | Page 148 of 223                   |

V 10.6 10/27/2023

Unless otherwise specified, no part of this report may be reproduced or utilized in any part, form or by any means, electronic or mechanical, including photocopying and microfilm, without permission in writing from Element Washington DC LLC. If you have any questions about this or have an enquiry about obtaining additional rights to this report or assembly of contents thereof, please contact [ct.info@element.com](mailto:ct.info@element.com).



**Plot 7-290. Radiated Spurious Emissions 1-18GHz SDM Primary (802.11ax – Ch. 61 – RU106)**



**Plot 7-291. Radiated Spurious Emissions 18-40GHz SDM Primary (802.11ax – Ch. 61 – RU106)**

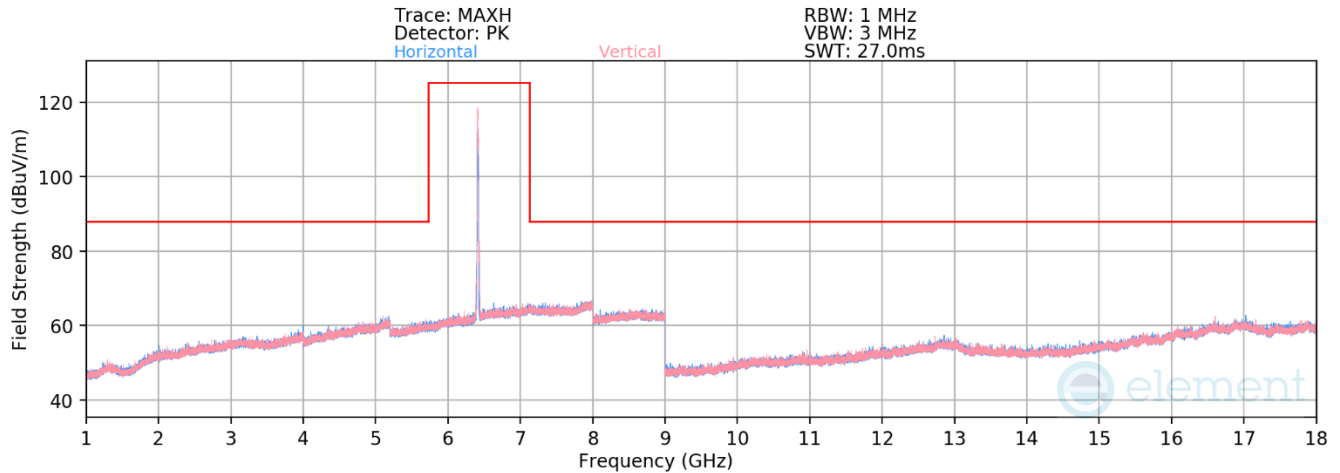
Mode: 802.11ax  
Data Rate: MCS0  
Distance of Measurements: 3 Meters  
Operating Frequency: 6255MHz  
Channel: 61

| Frequency [MHz] | Detector | Ant. Pol. [H/V] | Antenna Height [cm] | Turntable Azimuth [degree] | Analyzer Level [dBm] | AFCL [dB/m] | Field Strength [dBuV/m] | Limit [dBuV/m] | Margin [dB] |
|-----------------|----------|-----------------|---------------------|----------------------------|----------------------|-------------|-------------------------|----------------|-------------|
| * 12510.00      | Average  | V               | -                   | -                          | -84.81               | 21.30       | 43.49                   | 53.98          | -10.49      |
| * 12510.00      | Peak     | V               | -                   | -                          | -73.69               | 21.30       | 54.61                   | 73.98          | -19.37      |

**Table 7-88. Radiated Spurious Emission Measurements SDM Primary – RU106**

|   |   |                                       |  |                                   |
|---|---|---------------------------------------|--|-----------------------------------|
| FCC ID: BCGA3267<br>IC: 579C-A3267      |  | MEASUREMENT REPORT<br>(CERTIFICATION) |  | Approved by:<br>Technical Manager |
| Test Report S/N:<br>1C2410210073-26.BCG | Test Dates:<br>10/25/2024 - 1/6/2025  | EUT Type:<br>Tablet Device            |  | Page 149 of 223                   |

V 10.6 10/27/2023



**Plot 7-292. Radiated Spurious Emissions 1-18GHz SDM Primary (802.11ax – Ch. 93 – RU106)**

Mode: 802.11ax  
Data Rate: MCS0  
Distance of Measurements: 3 Meters  
Operating Frequency: 6415MHz  
Channel: 93

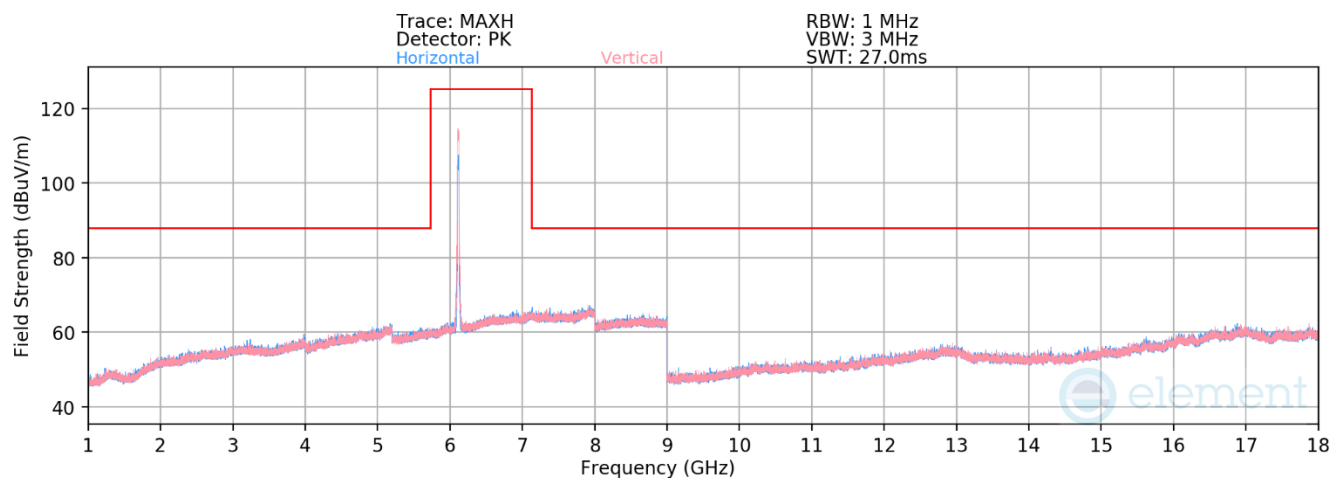
| Frequency [MHz] | Detector | Ant. Pol. [H/V] | Antenna Height [cm] | Turntable Azimuth [degree] | Analyzer Level [dBm] | AFCL [dB/m] | Field Strength [dBuV/m] | Limit [dBuV/m] | Margin [dB] |
|-----------------|----------|-----------------|---------------------|----------------------------|----------------------|-------------|-------------------------|----------------|-------------|
| 12830.00        | Average  | V               | -                   | -                          | -85.26               | 22.05       | 43.79                   | 68.23          | -24.44      |
| 12830.00        | Peak     | V               | -                   | -                          | -73.78               | 22.05       | 55.27                   | 88.23          | -32.96      |

**Table 7-89. Radiated Spurious Emission Measurements SDM Primary – RU106**

|   |   |                                       |                                   |
|---|---|---------------------------------------|-----------------------------------|
| FCC ID: BCGA3267<br>IC: 579C-A3267      |  | MEASUREMENT REPORT<br>(CERTIFICATION) | Approved by:<br>Technical Manager |
| Test Report S/N:<br>1C2410210073-26.BCG | Test Dates:<br>10/25/2024 - 1/6/2025  | EUT Type:<br>Tablet Device            | Page 150 of 223                   |

V 10.6 10/27/2023

## RU242



**Plot 7-293. Radiated Spurious Emissions 1-18GHz SDM Primary (802.11ax – Ch. 33 – RU242)**

Mode: 802.11ax  
Data Rate: MCS0  
Distance of Measurements: 3 Meters  
Operating Frequency: 6115MHz  
Channel: 33

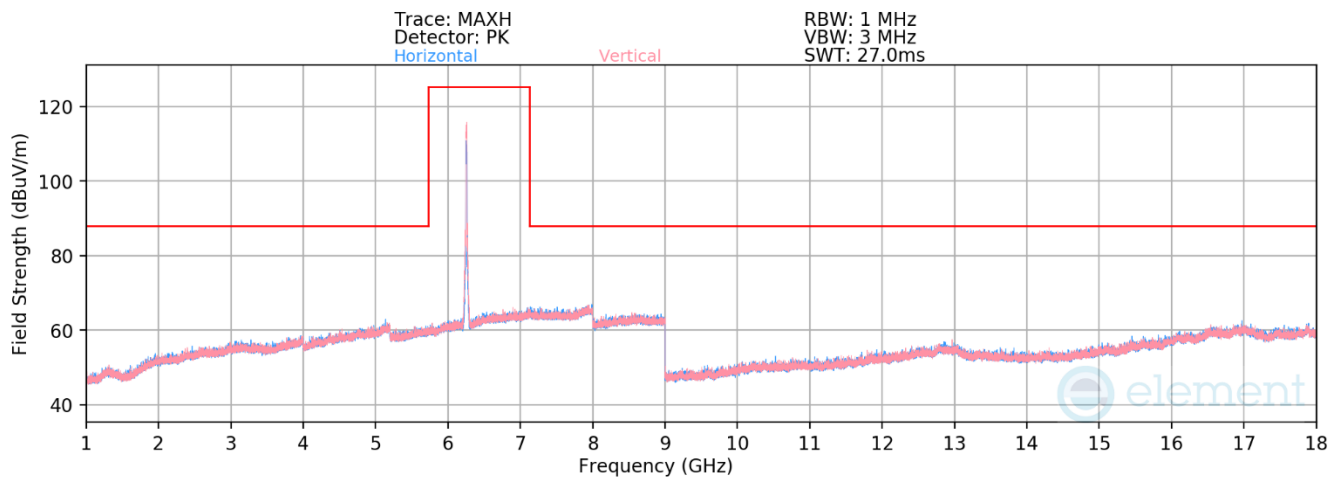
| Frequency [MHz] | Detector | Ant. Pol. [H/V] | Antenna Height [cm] | Turntable Azimuth [degree] | Analyzer Level [dBm] | AFCL [dB/m] | Field Strength [dBuV/m] | Limit [dBuV/m] | Margin [dB] |
|-----------------|----------|-----------------|---------------------|----------------------------|----------------------|-------------|-------------------------|----------------|-------------|
| * 12230.00      | Average  | V               | -                   | -                          | -85.32               | 20.56       | 42.24                   | 53.98          | -11.74      |
| * 12230.00      | Peak     | V               | -                   | -                          | -74.18               | 20.56       | 53.39                   | 73.98          | -20.59      |

**Table 7-90. Radiated Spurious Emission Measurements SDM Primary – RU242**

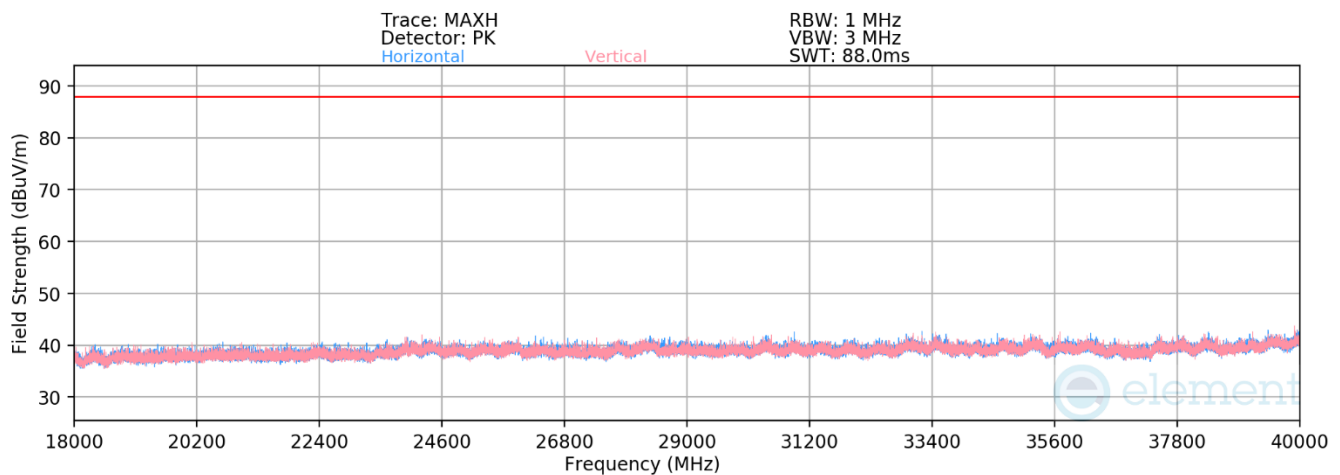
|   |   |                                       |                                   |
|---|---|---------------------------------------|-----------------------------------|
| FCC ID: BCGA3267<br>IC: 579C-A3267      |  | MEASUREMENT REPORT<br>(CERTIFICATION) | Approved by:<br>Technical Manager |
| Test Report S/N:<br>1C2410210073-26.BCG | Test Dates:<br>10/25/2024 - 1/6/2025  | EUT Type:<br>Tablet Device            | Page 151 of 223                   |

V 10.6 10/27/2023

Unless otherwise specified, no part of this report may be reproduced or utilized in any part, form or by any means, electronic or mechanical, including photocopying and microfilm, without permission in writing from Element Washington DC LLC. If you have any questions about this or have an enquiry about obtaining additional rights to this report or assembly of contents thereof, please contact [ct.info@element.com](mailto:ct.info@element.com).



**Plot 7-294. Radiated Spurious Emissions 1-18GHz SDM Primary (802.11ax – Ch. 61 – RU242)**



**Plot 7-295. Radiated Spurious Emissions 18-40GHz SDM Primary (802.11ax – Ch. 61 – RU242)**

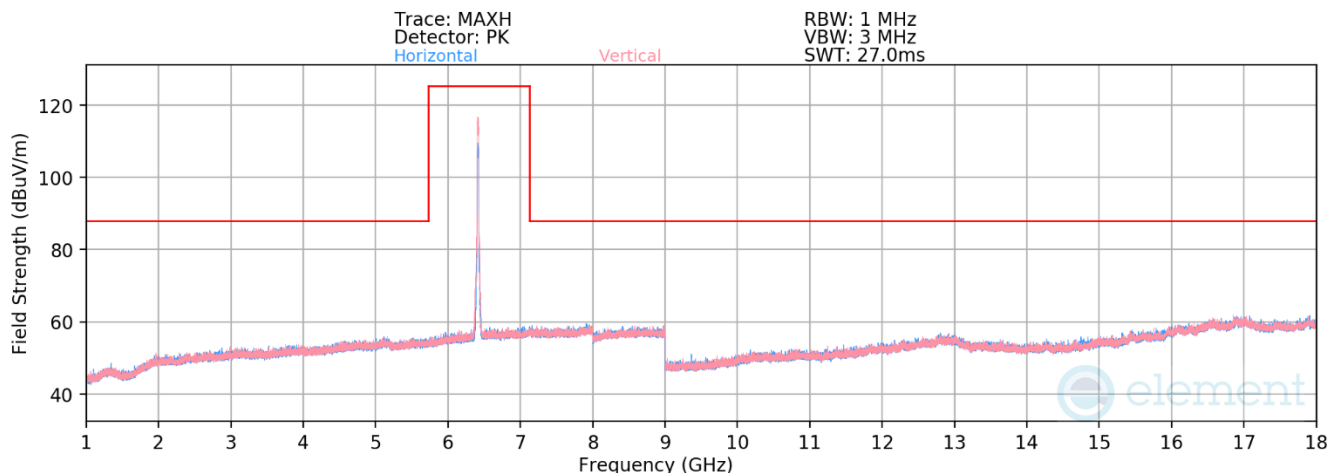
|                           |          |
|---------------------------|----------|
| Mode:                     | 802.11ax |
| Data Rate:                | MCS0     |
| Distance of Measurements: | 3 Meters |
| Operating Frequency:      | 6255MHz  |
| Channel:                  | 61       |

| Frequency [MHz] | Detector | Ant. Pol. [H/V] | Antenna Height [cm] | Turntable Azimuth [degree] | Analyzer Level [dBm] | AFCL [dB/m] | Field Strength [dBuV/m] | Limit [dBuV/m] | Margin [dB] |
|-----------------|----------|-----------------|---------------------|----------------------------|----------------------|-------------|-------------------------|----------------|-------------|
| * 12510.00      | Average  | V               | -                   | -                          | -85.20               | 21.26       | 43.06                   | 53.98          | -10.92      |
| * 12510.00      | Peak     | V               | -                   | -                          | -73.94               | 21.26       | 54.32                   | 73.98          | -19.66      |

**Table 7-91. Radiated Spurious Emission Measurements SDM Primary – RU242**

|   |   |                                       |  |                                   |
|---|---|---------------------------------------|--|-----------------------------------|
| FCC ID: BCGA3267<br>IC: 579C-A3267      |  | MEASUREMENT REPORT<br>(CERTIFICATION) |  | Approved by:<br>Technical Manager |
| Test Report S/N:<br>1C2410210073-26.BCG | Test Dates:<br>10/25/2024 - 1/6/2025  | EUT Type:<br>Tablet Device            |  | Page 152 of 223                   |

V 10.6 10/27/2023




**Plot 7-296. Radiated Spurious Emissions 1-18GHz SDM Primary (802.11ax – Ch. 93 – RU242)**

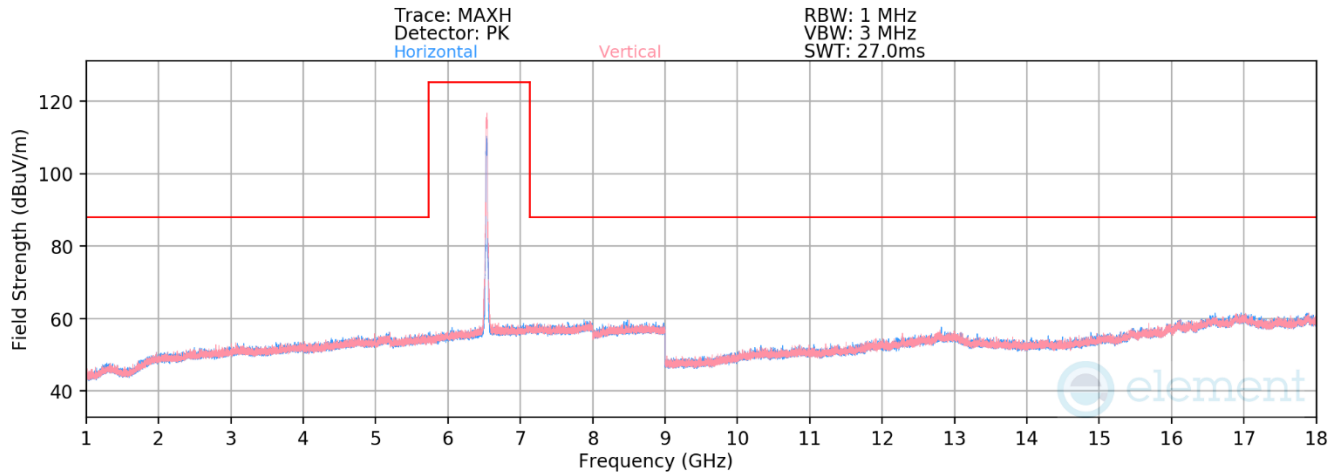
Mode: 802.11ax  
Data Rate: MCS0  
Distance of Measurements: 3 Meters  
Operating Frequency: 6415MHz  
Channel: 93

| Frequency [MHz] | Detector | Ant. Pol. [H/V] | Antenna Height [cm] | Turntable Azimuth [degree] | Analyzer Level [dBm] | AFCL [dB/m] | Field Strength [dBuV/m] | Limit [dBuV/m] | Margin [dB] |
|-----------------|----------|-----------------|---------------------|----------------------------|----------------------|-------------|-------------------------|----------------|-------------|
| 12830.00        | Average  | V               | -                   | -                          | -85.24               | 22.00       | 43.76                   | 68.23          | -24.47      |
| 12830.00        | Peak     | V               | -                   | -                          | -72.26               | 22.00       | 56.74                   | 88.23          | -31.49      |

**Table 7-92. Radiated Spurious Emission Measurements SDM Primary – RU242**

|   |   |                                       |                                   |
|---|---|---------------------------------------|-----------------------------------|
| FCC ID: BCGA3267<br>IC: 579C-A3267      |  | MEASUREMENT REPORT<br>(CERTIFICATION) | Approved by:<br>Technical Manager |
| Test Report S/N:<br>1C2410210073-26.BCG | Test Dates:<br>10/25/2024 - 1/6/2025  | EUT Type:<br>Tablet Device            | Page 153 of 223                   |

V 10.6 10/27/2023



**Plot 7-297. Radiated Spurious Emissions 1-18GHz SDM Primary (802.11ax – Ch. 117 – RU242)**

Mode: 802.11ax  
Data Rate: MCS0  
Distance of Measurements: 3 Meters  
Operating Frequency: 6535MHz  
Channel: 117

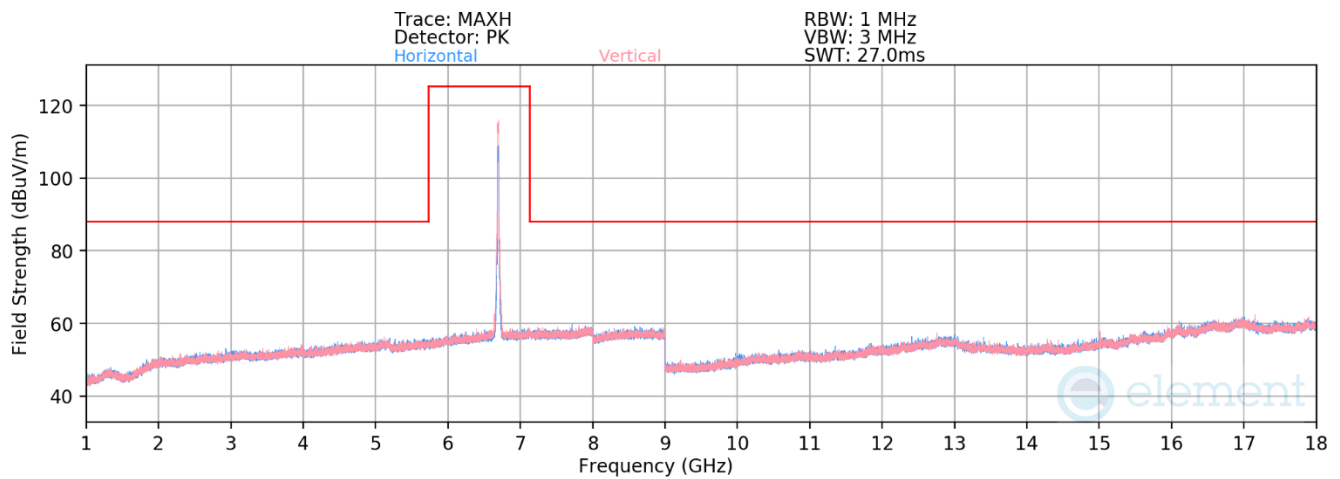
| Frequency [MHz] | Detector | Ant. Pol. [H/V] | Antenna Height [cm] | Turntable Azimuth [degree] | Analyzer Level [dBm] | AFCL [dB/m] | Field Strength [dBμV/m] | Limit [dBμV/m] | Margin [dB] |
|-----------------|----------|-----------------|---------------------|----------------------------|----------------------|-------------|-------------------------|----------------|-------------|
| 13070.00        | Average  | V               | -                   | -                          | -85.20               | 21.84       | 43.64                   | 68.23          | -24.59      |
| 13070.00        | Peak     | V               | -                   | -                          | -73.82               | 21.84       | 55.02                   | 88.23          | -33.21      |

**Table 7-93. Radiated Spurious Emission Measurements SDM Primary – RU242**

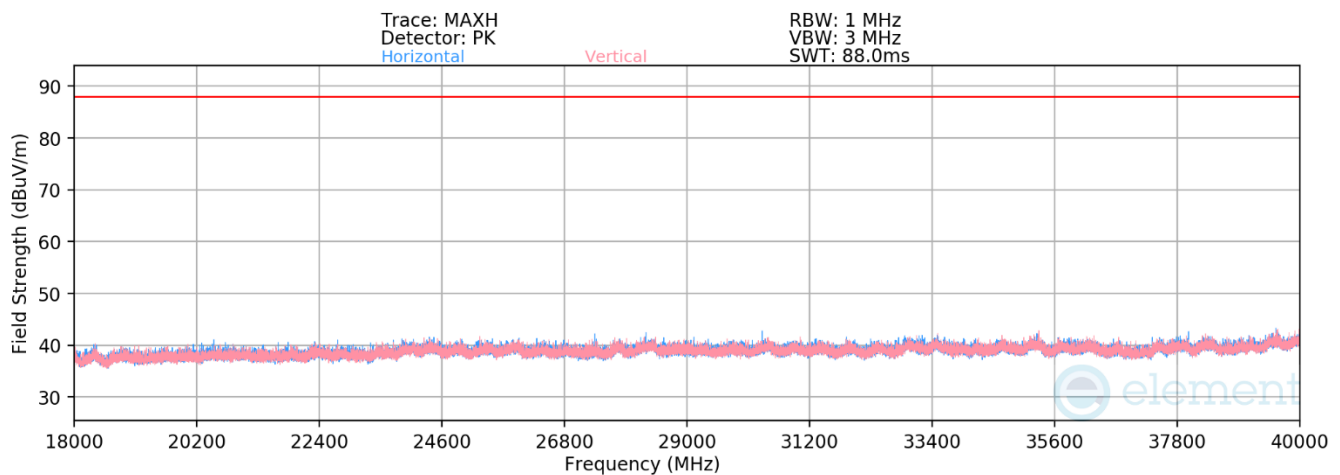
|   |   |                                       |                                   |
|---|---|---------------------------------------|-----------------------------------|
| FCC ID: BCGA3267<br>IC: 579C-A3267      |  | MEASUREMENT REPORT<br>(CERTIFICATION) | Approved by:<br>Technical Manager |
| Test Report S/N:<br>1C2410210073-26.BCG | Test Dates:<br>10/25/2024 - 1/6/2025  | EUT Type:<br>Tablet Device            | Page 154 of 223                   |

V 10.6 10/27/2023





**Plot 7-298. Radiated Spurious Emissions 1-18GHz SDM Primary (802.11ax – Ch. 149 – RU242)**



**Plot 7-299. Radiated Spurious Emissions 18-40GHz SDM Primary (802.11ax – Ch. 149 – RU242)**

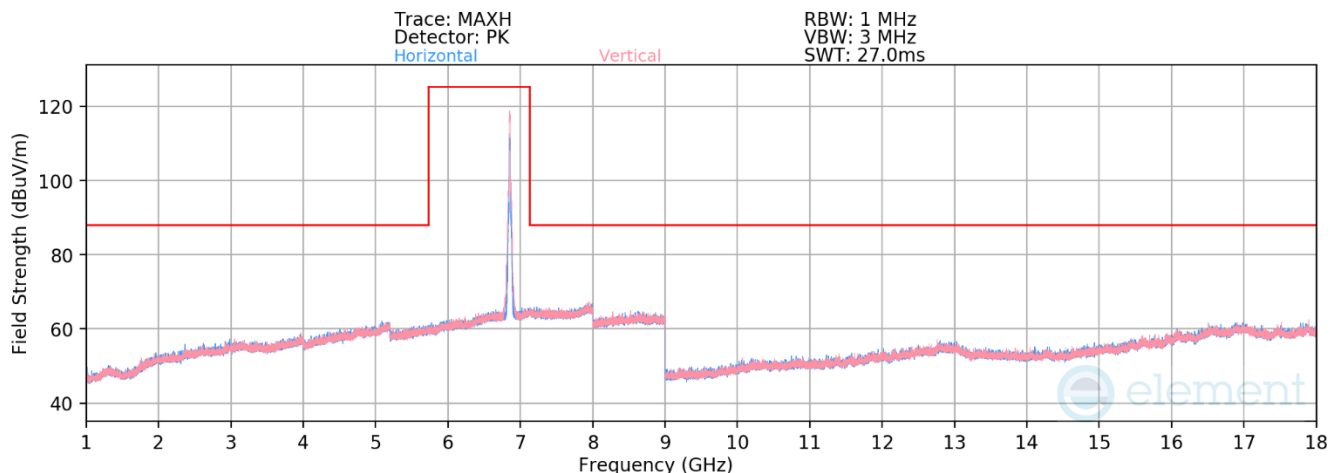
Mode: 802.11ax  
Data Rate: MCS0  
Distance of Measurements: 3 Meters  
Operating Frequency: 6695MHz  
Channel: 149

| Frequency [MHz] | Detector | Ant. Pol. [H/V] | Antenna Height [cm] | Turntable Azimuth [degree] | Analyzer Level [dBm] | AFCL [dB/m] | Field Strength [dBuV/m] | Limit [dBuV/m] | Margin [dB] |
|-----------------|----------|-----------------|---------------------|----------------------------|----------------------|-------------|-------------------------|----------------|-------------|
| * 13390.00      | Average  | H               | -                   | -                          | -85.44               | 22.21       | 43.76                   | 53.98          | -10.22      |
| * 13390.00      | Peak     | H               | -                   | -                          | -73.91               | 21.99       | 55.08                   | 73.98          | -18.90      |

**Table 7-94. Radiated Spurious Emission Measurements SDM Primary – RU242**

|   |   |                                       |  |                                   |
|---|---|---------------------------------------|--|-----------------------------------|
| FCC ID: BCGA3267<br>IC: 579C-A3267      |  | MEASUREMENT REPORT<br>(CERTIFICATION) |  | Approved by:<br>Technical Manager |
| Test Report S/N:<br>1C2410210073-26.BCG | Test Dates:<br>10/25/2024 - 1/6/2025  | EUT Type:<br>Tablet Device            |  | Page 155 of 223                   |

V 10.6 10/27/2023



**Plot 7-300. Radiated Spurious Emissions 1-18GHz SDM Primary (802.11ax – Ch. 181 – RU242)**

Mode: 802.11ax  
Data Rate: MCS0  
Distance of Measurements: 3 Meters  
Operating Frequency: 6855MHz  
Channel: 181

| Frequency [MHz] | Detector | Ant. Pol. [H/V] | Antenna Height [cm] | Turntable Azimuth [degree] | Analyzer Level [dBm] | AFCL [dB/m] | Field Strength [dBuV/m] | Limit [dBuV/m] | Margin [dB] |
|-----------------|----------|-----------------|---------------------|----------------------------|----------------------|-------------|-------------------------|----------------|-------------|
| 13710.00        | Average  | V               | -                   | -                          | -84.98               | 21.70       | 43.72                   | 68.23          | -24.51      |
| 13710.00        | Peak     | V               | -                   | -                          | -73.81               | 21.70       | 55.89                   | 88.23          | -32.34      |

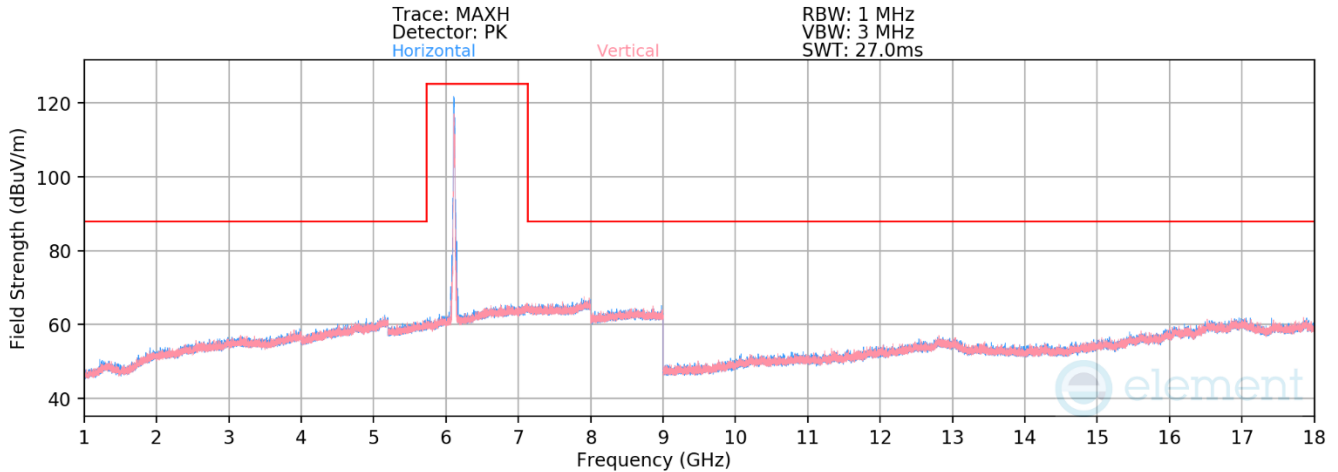
**Table 7-95. Radiated Spurious Emission Measurements SDM Primary – RU242**

|   |   |                                       |                                   |
|---|---|---------------------------------------|-----------------------------------|
| FCC ID: BCGA3267<br>IC: 579C-A3267      |  | MEASUREMENT REPORT<br>(CERTIFICATION) | Approved by:<br>Technical Manager |
| Test Report S/N:<br>1C2410210073-26.BCG | Test Dates:<br>10/25/2024 - 1/6/2025  | EUT Type:<br>Tablet Device            | Page 156 of 223                   |

V 10.6 10/27/2023

## 7.7.2 SDM Diversity Radiated Spurious Emission

RU106



Plot 7-301. Radiated Spurious Emissions 1-18GHz SDM Diversity (802.11ax – Ch. 33 – RU106)

Mode: 802.11ax  
Data Rate: MCS0  
Distance of Measurements: 3 Meters  
Operating Frequency: 6115MHz  
Channel: 33

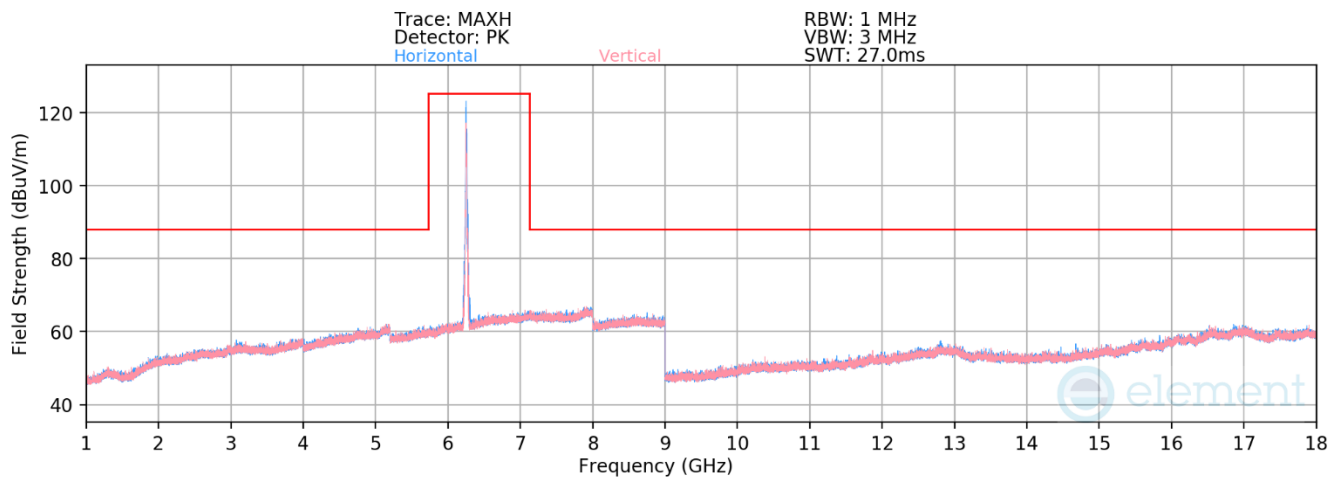
| Frequency [MHz] | Detector | Ant. Pol. [H/V] | Antenna Height [cm] | Turntable Azimuth [degree] | Analyzer Level [dBm] | AFCL [dB/m] | Field Strength [dBuV/m] | Limit [dBuV/m] | Margin [dB] |
|-----------------|----------|-----------------|---------------------|----------------------------|----------------------|-------------|-------------------------|----------------|-------------|
| * 12230.00      | Average  | V               | -                   | -                          | -85.56               | 20.62       | 42.06                   | 53.98          | -11.92      |
| * 12230.00      | Peak     | V               | -                   | -                          | -74.23               | 20.62       | 53.39                   | 73.98          | -20.59      |

Table 7-96. Radiated Spurious Emission Measurements SDM Diversity – RU106

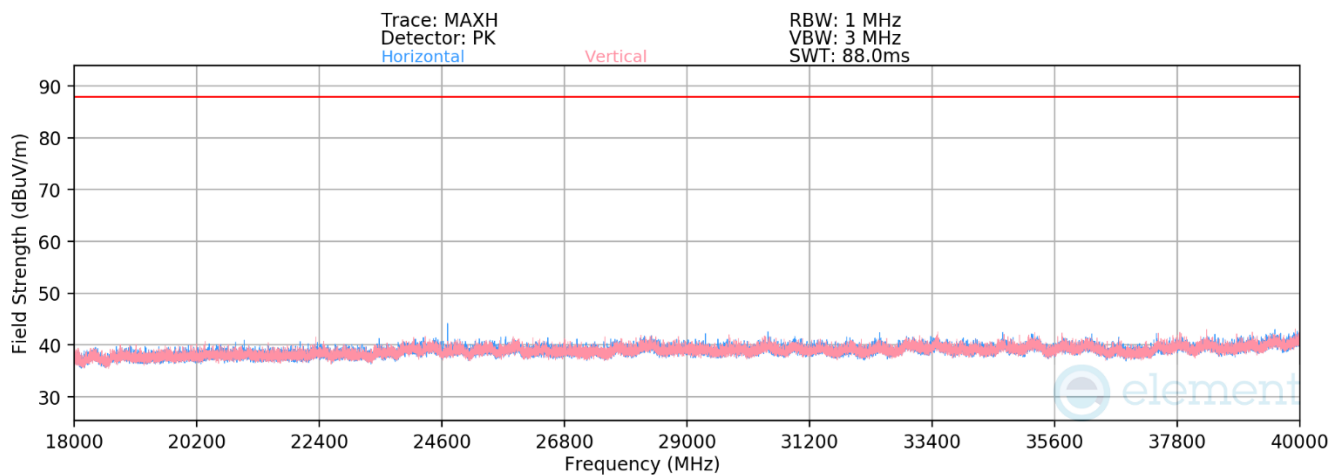
|   |   |                                       |                                   |
|---|---|---------------------------------------|-----------------------------------|
| FCC ID: BCGA3267<br>IC: 579C-A3267      |  | MEASUREMENT REPORT<br>(CERTIFICATION) | Approved by:<br>Technical Manager |
| Test Report S/N:<br>1C2410210073-26.BCG | Test Dates:<br>10/25/2024 - 1/6/2025  | EUT Type:<br>Tablet Device            | Page 157 of 223                   |

V 10.6 10/27/2023

Unless otherwise specified, no part of this report may be reproduced or utilized in any part, form or by any means, electronic or mechanical, including photocopying and microfilm, without permission in writing from Element Washington DC LLC. If you have any questions about this or have an enquiry about obtaining additional rights to this report or assembly of contents thereof, please contact [ct.info@element.com](mailto:ct.info@element.com).



**Plot 7-302. Radiated Spurious Emissions 1-18GHz SDM Diversity (802.11ax – Ch. 61 – RU106)**



**Plot 7-303. Radiated Spurious Emissions 18-40GHz SDM Diversity (802.11ax – Ch. 61 – RU106)**

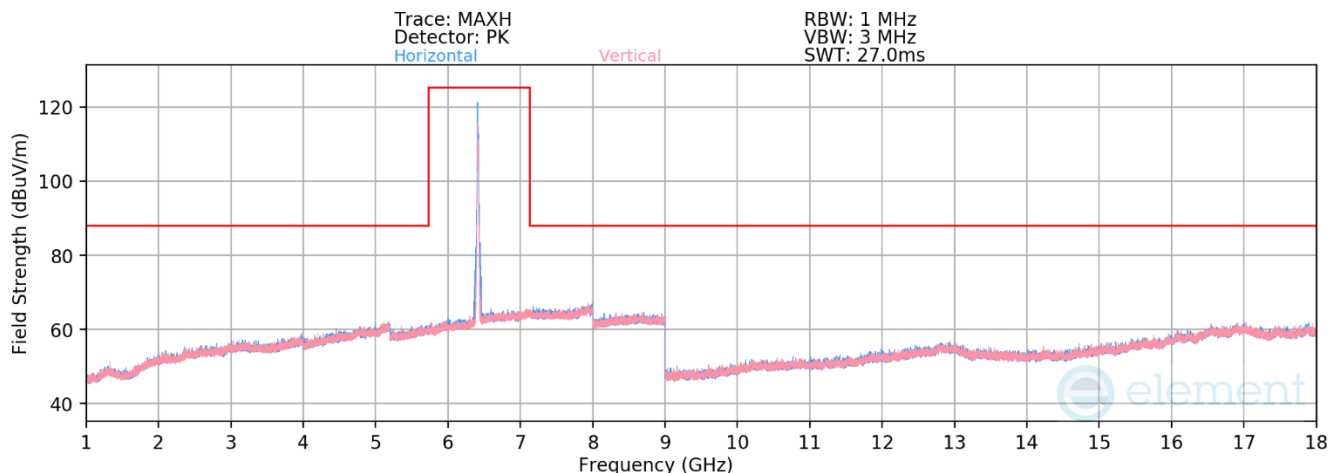
|                           |          |
|---------------------------|----------|
| Mode:                     | 802.11ax |
| Data Rate:                | MCS0     |
| Distance of Measurements: | 3 Meters |
| Operating Frequency:      | 6255MHz  |
| Channel:                  | 61       |

| Frequency [MHz] | Detector | Ant. Pol. [H/V] | Antenna Height [cm] | Turntable Azimuth [degree] | Analyzer Level [dBm] | AFCL [dB/m] | Field Strength [dBuV/m] | Limit [dBuV/m] | Margin [dB] |
|-----------------|----------|-----------------|---------------------|----------------------------|----------------------|-------------|-------------------------|----------------|-------------|
| * 12510.00      | Average  | V               | -                   | -                          | -85.12               | 21.30       | 43.18                   | 53.98          | -10.80      |
| * 12510.00      | Peak     | V               | -                   | -                          | -73.79               | 21.30       | 54.51                   | 73.98          | -19.47      |

**Table 7-97. Radiated Spurious Emission Measurements SDM Diversity – RU106**

|   |   |                                       |  |                                   |
|---|---|---------------------------------------|--|-----------------------------------|
| FCC ID: BCGA3267<br>IC: 579C-A3267      |  | MEASUREMENT REPORT<br>(CERTIFICATION) |  | Approved by:<br>Technical Manager |
| Test Report S/N:<br>1C2410210073-26.BCG | Test Dates:<br>10/25/2024 - 1/6/2025  | EUT Type:<br>Tablet Device            |  | Page 158 of 223                   |

V 10.6 10/27/2023




**Plot 7-304. Radiated Spurious Emissions 1-18GHz SDM Diversity (802.11ax – Ch. 93 – RU106)**

Mode: 802.11ax  
Data Rate: MCS0  
Distance of Measurements: 3 Meters  
Operating Frequency: 6415MHz  
Channel: 93

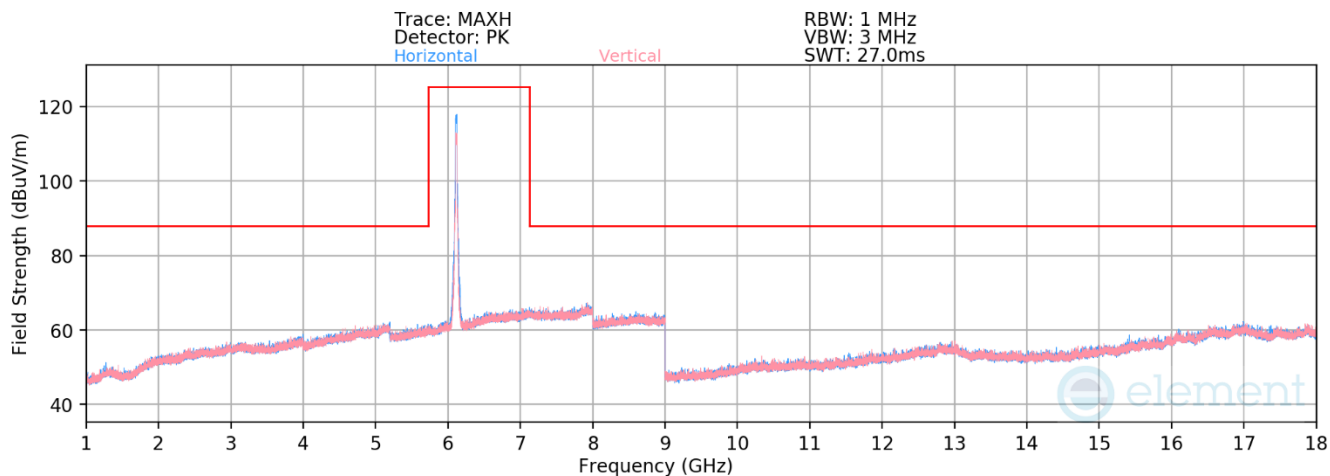
| Frequency [MHz] | Detector | Ant. Pol. [H/V] | Antenna Height [cm] | Turntable Azimuth [degree] | Analyzer Level [dBm] | AFCL [dB/m] | Field Strength [dBuV/m] | Limit [dBuV/m] | Margin [dB] |
|-----------------|----------|-----------------|---------------------|----------------------------|----------------------|-------------|-------------------------|----------------|-------------|
| 12830.00        | Average  | V               | -                   | -                          | -85.16               | 22.26       | 44.10                   | 68.23          | -24.13      |
| 12830.00        | Peak     | V               | -                   | -                          | -73.37               | 22.26       | 55.89                   | 88.23          | -32.34      |

**Table 7-98. Radiated Spurious Emission Measurements SDM Diversity – RU106**

|   |   |                                       |                                   |
|---|---|---------------------------------------|-----------------------------------|
| FCC ID: BCGA3267<br>IC: 579C-A3267      |  | MEASUREMENT REPORT<br>(CERTIFICATION) | Approved by:<br>Technical Manager |
| Test Report S/N:<br>1C2410210073-26.BCG | Test Dates:<br>10/25/2024 - 1/6/2025  | EUT Type:<br>Tablet Device            | Page 159 of 223                   |

V 10.6 10/27/2023

# RU242



**Plot 7-305. Radiated Spurious Emissions 1-18GHz SDM Diversity (802.11ax – Ch. 33 – RU242)**

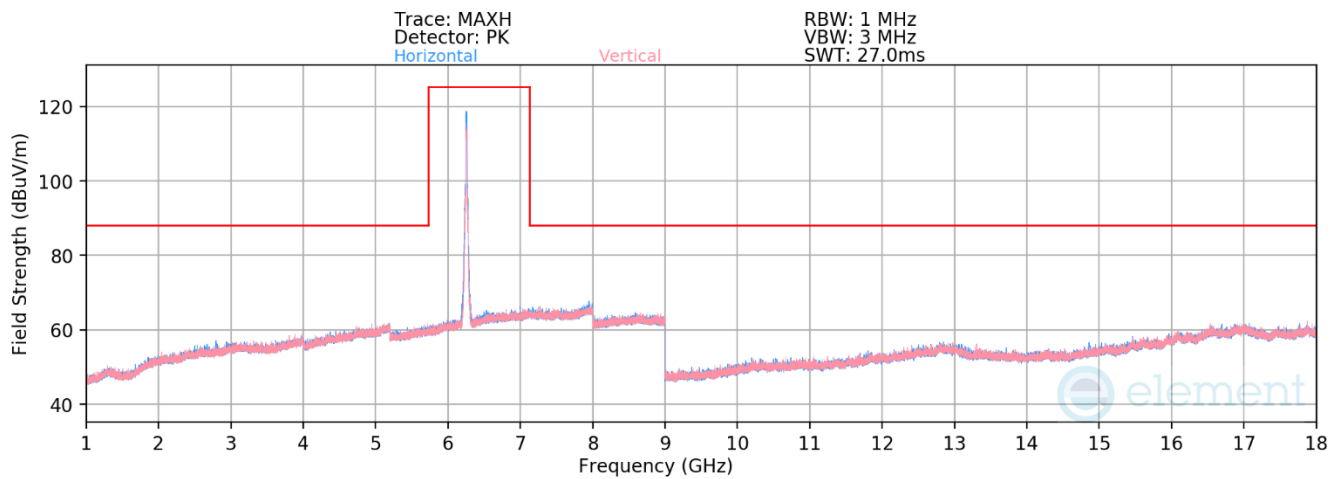
Mode: 802.11ax  
Data Rate: MCS0  
Distance of Measurements: 3 Meters  
Operating Frequency: 6115MHz  
Channel: 33

| Frequency [MHz] | Detector | Ant. Pol. [H/V] | Antenna Height [cm] | Turntable Azimuth [degree] | Analyzer Level [dBm] | AFCL [dB/m] | Field Strength [dBuV/m] | Limit [dBuV/m] | Margin [dB] |
|-----------------|----------|-----------------|---------------------|----------------------------|----------------------|-------------|-------------------------|----------------|-------------|
| * 12230.00      | Average  | H               | -                   | -                          | -85.66               | 20.87       | 42.21                   | 53.98          | -11.77      |
| * 12230.00      | Peak     | H               | -                   | -                          | -74.61               | 20.87       | 53.26                   | 73.98          | -20.72      |

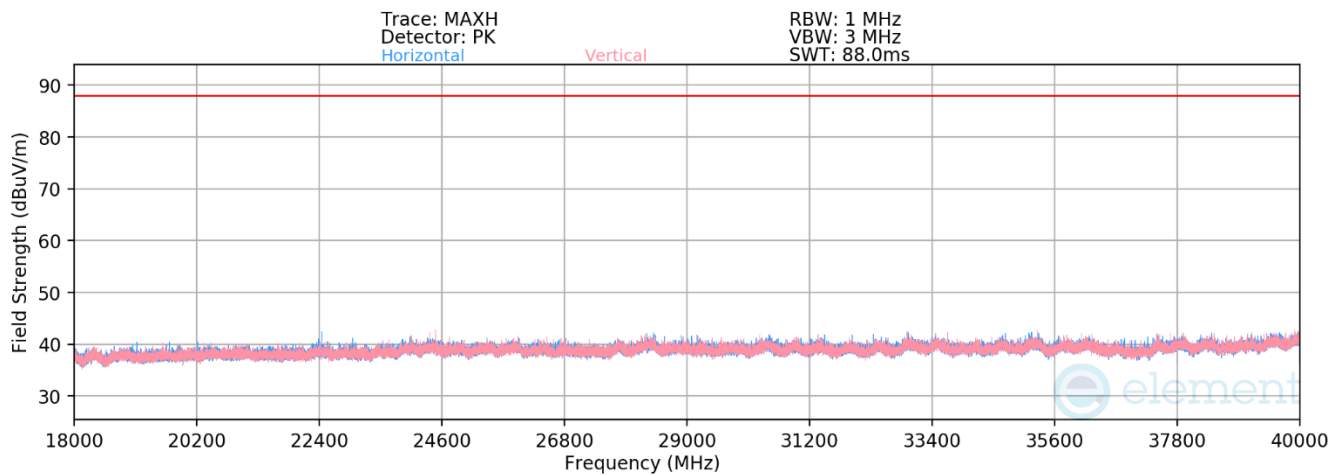
**Table 7-99. Radiated Spurious Emission Measurements SDM Diversity – RU242**

|   |   |                                       |                                   |
|---|---|---------------------------------------|-----------------------------------|
| FCC ID: BCGA3267<br>IC: 579C-A3267      |  | MEASUREMENT REPORT<br>(CERTIFICATION) | Approved by:<br>Technical Manager |
| Test Report S/N:<br>1C2410210073-26.BCG | Test Dates:<br>10/25/2024 - 1/6/2025  | EUT Type:<br>Tablet Device            | Page 160 of 223                   |

V 10.6 10/27/2023



**Plot 7-306. Radiated Spurious Emissions 1-18GHz SDM Diversity (802.11ax – Ch. 61 – RU242)**



**Plot 7-307. Radiated Spurious Emissions 18-40GHz SDM Diversity (802.11ax – Ch. 61 – RU242)**

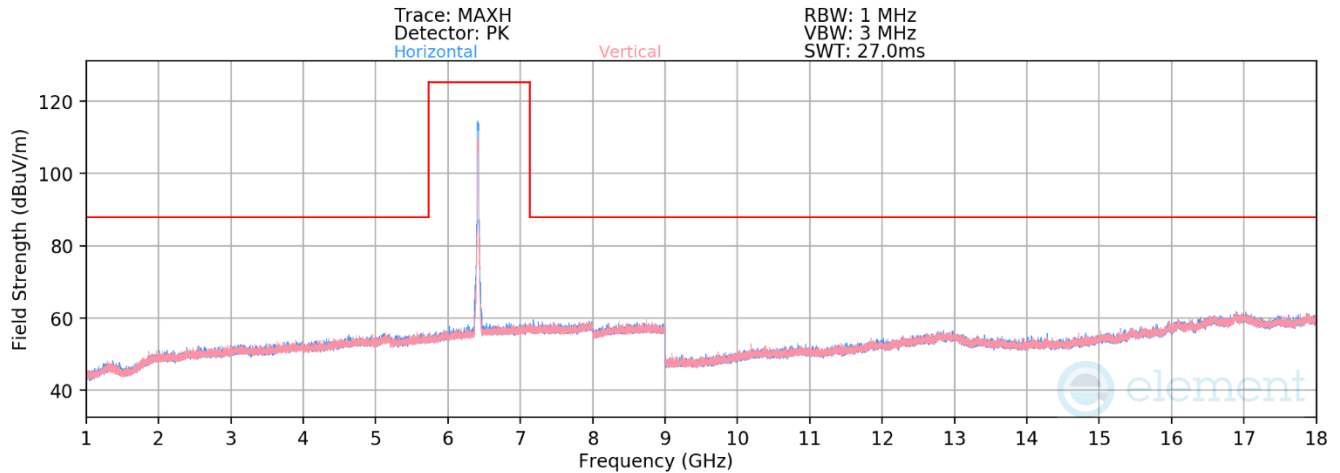
|                           |          |
|---------------------------|----------|
| Mode:                     | 802.11ax |
| Data Rate:                | MCS0     |
| Distance of Measurements: | 3 Meters |
| Operating Frequency:      | 6255MHz  |
| Channel:                  | 61       |

| Frequency [MHz] | Detector | Ant. Pol. [H/V] | Antenna Height [cm] | Turntable Azimuth [degree] | Analyzer Level [dBm] | AFCL [dB/m] | Field Strength [dBuV/m] | Limit [dBuV/m] | Margin [dB] |
|-----------------|----------|-----------------|---------------------|----------------------------|----------------------|-------------|-------------------------|----------------|-------------|
| * 12510.00      | Average  | V               | -                   | -                          | -85.00               | 21.30       | 43.30                   | 53.98          | -10.68      |
| * 12510.00      | Peak     | V               | -                   | -                          | -74.18               | 21.30       | 54.12                   | 73.98          | -19.86      |

**Table 7-100. Radiated Spurious Emission Measurements SDM Diversity – RU242**

|   |   |                                       |  |                                   |
|---|---|---------------------------------------|--|-----------------------------------|
| FCC ID: BCGA3267<br>IC: 579C-A3267      |  | MEASUREMENT REPORT<br>(CERTIFICATION) |  | Approved by:<br>Technical Manager |
| Test Report S/N:<br>1C2410210073-26.BCG | Test Dates:<br>10/25/2024 - 1/6/2025  | EUT Type:<br>Tablet Device            |  | Page 161 of 223                   |

V 10.6 10/27/2023



**Plot 7-308. Radiated Spurious Emissions 1-18GHz SDM Diversity (802.11ax – Ch. 93 – RU242)**

Mode: 802.11ax  
Data Rate: MCS0  
Distance of Measurements: 3 Meters  
Operating Frequency: 6415MHz  
Channel: 93

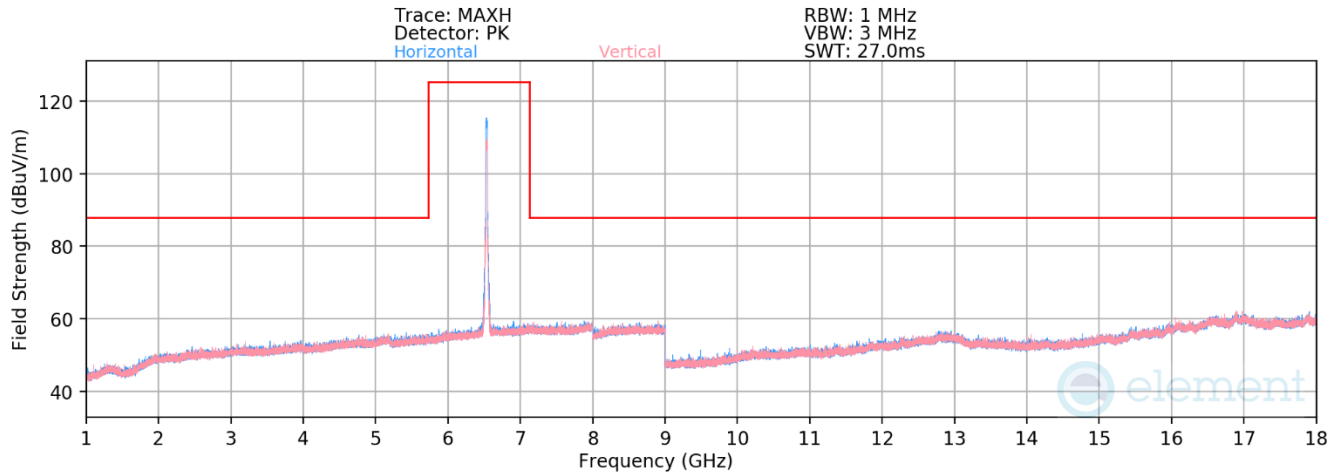
| Frequency [MHz] | Detector | Ant. Pol. [H/V] | Antenna Height [cm] | Turntable Azimuth [degree] | Analyzer Level [dBm] | AFCL [dB/m] | Field Strength [dBuV/m] | Limit [dBuV/m] | Margin [dB] |
|-----------------|----------|-----------------|---------------------|----------------------------|----------------------|-------------|-------------------------|----------------|-------------|
| 12830.00        | Average  | V               | -                   | -                          | -85.06               | 21.79       | 43.73                   | 68.23          | -24.50      |
| 12830.00        | Peak     | V               | -                   | -                          | -74.44               | 21.79       | 54.34                   | 88.23          | -33.89      |

**Table 7-101. Radiated Spurious Emission Measurements SDM Diversity – RU242**

|   |   |                                       |                                   |
|---|---|---------------------------------------|-----------------------------------|
| FCC ID: BCGA3267<br>IC: 579C-A3267      |  | MEASUREMENT REPORT<br>(CERTIFICATION) | Approved by:<br>Technical Manager |
| Test Report S/N:<br>1C2410210073-26.BCG | Test Dates:<br>10/25/2024 - 1/6/2025  | EUT Type:<br>Tablet Device            | Page 162 of 223                   |

V 10.6 10/27/2023





**Plot 7-309. Radiated Spurious Emissions 1-18GHz SDM Diversity (802.11ax – Ch. 117 – RU242)**

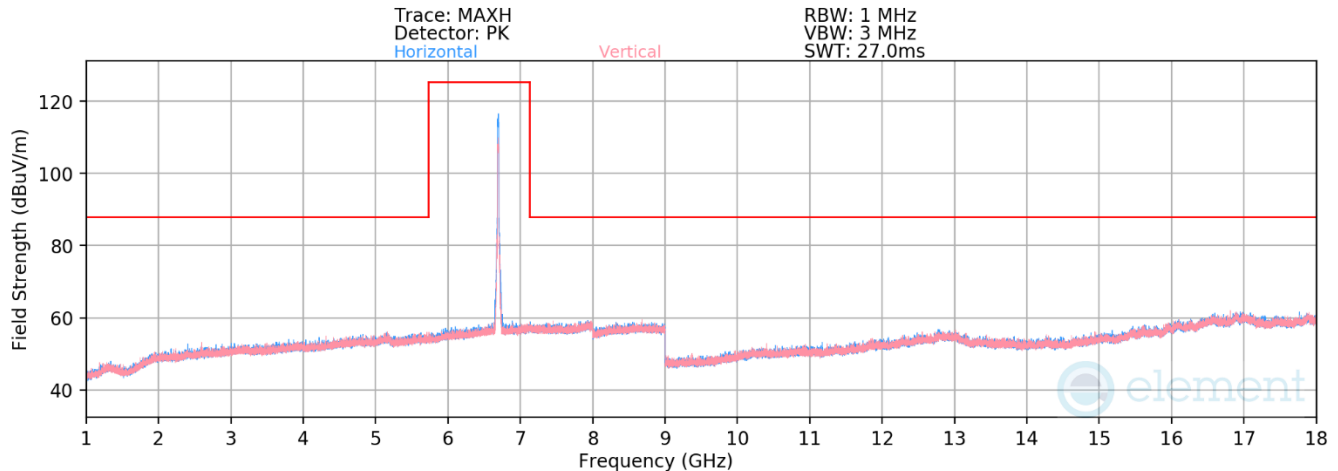
Mode: 802.11ax  
Data Rate: MCS0  
Distance of Measurements: 3 Meters  
Operating Frequency: 6535MHz  
Channel: 117

| Frequency [MHz] | Detector | Ant. Pol. [H/V] | Antenna Height [cm] | Turntable Azimuth [degree] | Analyzer Level [dBm] | AFCL [dB/m] | Field Strength [dBuV/m] | Limit [dBuV/m] | Margin [dB] |
|-----------------|----------|-----------------|---------------------|----------------------------|----------------------|-------------|-------------------------|----------------|-------------|
| 13070.00        | Average  | V               | -                   | -                          | -85.30               | 21.89       | 43.59                   | 68.23          | -24.64      |
| 13070.00        | Peak     | V               | -                   | -                          | -73.84               | 21.83       | 54.99                   | 88.23          | -33.24      |

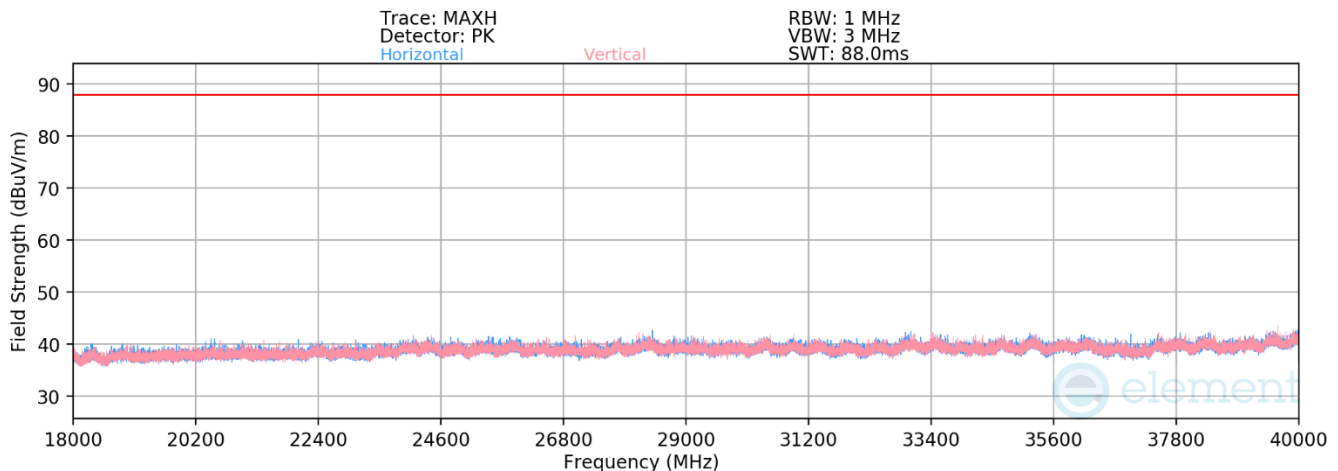
**Table 7-102. Radiated Spurious Emission Measurements SDM Diversity – RU242**

|   |   |                                       |                                   |
|---|---|---------------------------------------|-----------------------------------|
| FCC ID: BCGA3267<br>IC: 579C-A3267      |  | MEASUREMENT REPORT<br>(CERTIFICATION) | Approved by:<br>Technical Manager |
| Test Report S/N:<br>1C2410210073-26.BCG | Test Dates:<br>10/25/2024 - 1/6/2025  | EUT Type:<br>Tablet Device            | Page 163 of 223                   |

V 10.6 10/27/2023



**Plot 7-310. Radiated Spurious Emissions 1-18GHz SDM Diversity (802.11ax – Ch. 149 – RU242)**



**Plot 7-311. Radiated Spurious Emissions 18-40GHz SDM Diversity (802.11ax – Ch. 149 – RU242)**

Mode: 802.11ax

Data Rate: MCS0

Distance of Measurements: 3 Meters

Operating Frequency: 6695MHz

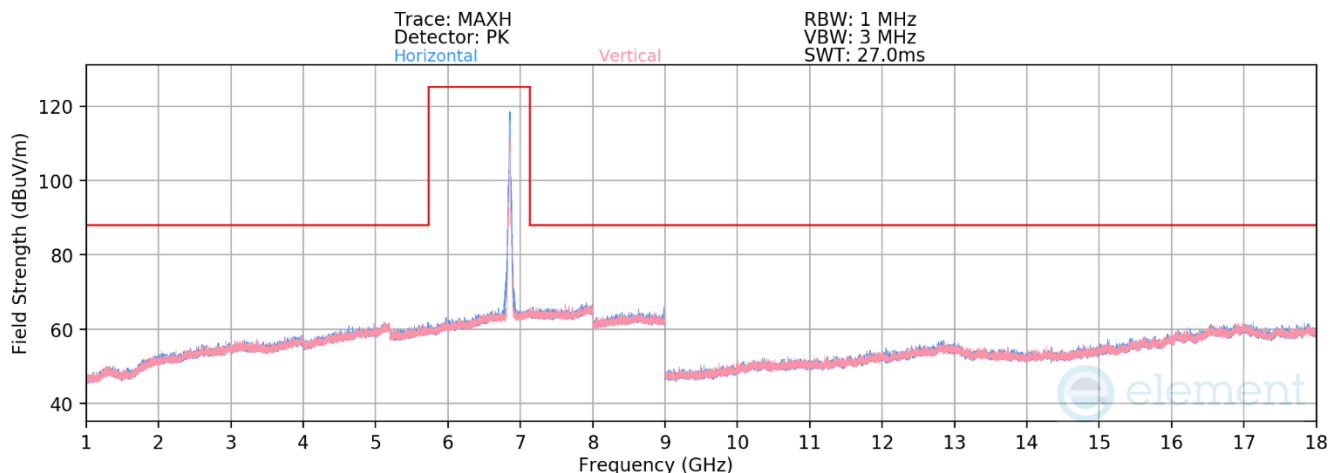
Channel: 149

| Frequency [MHz] | Detector | Ant. Pol. [H/V] | Antenna Height [cm] | Turntable Azimuth [degree] | Analyzer Level [dBm] | AFCL [dB/m] | Field Strength [dBuV/m] | Limit [dBuV/m] | Margin [dB] |
|-----------------|----------|-----------------|---------------------|----------------------------|----------------------|-------------|-------------------------|----------------|-------------|
| * 13390.00      | Average  | H               | -                   | -                          | -85.80               | 21.99       | 43.18                   | 53.98          | -10.80      |
| * 13390.00      | Peak     | H               | -                   | -                          | -74.05               | 22.06       | 55.01                   | 73.98          | -18.97      |

**Table 7-103. Radiated Spurious Emission Measurements SDM Diversity – RU242**

|   |   |                                       |                                   |
|---|---|---------------------------------------|-----------------------------------|
| FCC ID: BCGA3267<br>IC: 579C-A3267      |  | MEASUREMENT REPORT<br>(CERTIFICATION) | Approved by:<br>Technical Manager |
| Test Report S/N:<br>1C2410210073-26.BCG | Test Dates:<br>10/25/2024 - 1/6/2025  | EUT Type:<br>Tablet Device            | Page 164 of 223                   |

V 10.6 10/27/2023




**Plot 7-312. Radiated Spurious Emissions 1-18GHz SDM Diversity (802.11ax – Ch. 181 – RU242)**

Mode: 802.11ax  
Data Rate: MCS0  
Distance of Measurements: 3 Meters  
Operating Frequency: 6855MHz  
Channel: 181

| Frequency [MHz] | Detector | Ant. Pol. [H/V] | Antenna Height [cm] | Turntable Azimuth [degree] | Analyzer Level [dBm] | AFCL [dB/m] | Field Strength [dBuV/m] | Limit [dBuV/m] | Margin [dB] |
|-----------------|----------|-----------------|---------------------|----------------------------|----------------------|-------------|-------------------------|----------------|-------------|
| 13710.00        | Average  | H               | -                   | -                          | -85.52               | 21.70       | 43.18                   | 68.23          | -25.05      |
| 13710.00        | Peak     | H               | -                   | -                          | -73.72               | 21.70       | 54.98                   | 88.23          | -33.25      |

**Table 7-104. Radiated Spurious Emission Measurements SDM Diversity – RU242**

|   |   |                                       |                                   |
|---|---|---------------------------------------|-----------------------------------|
| FCC ID: BCGA3267<br>IC: 579C-A3267      |  | MEASUREMENT REPORT<br>(CERTIFICATION) | Approved by:<br>Technical Manager |
| Test Report S/N:<br>1C2410210073-26.BCG | Test Dates:<br>10/25/2024 - 1/6/2025  | EUT Type:<br>Tablet Device            | Page 165 of 223                   |

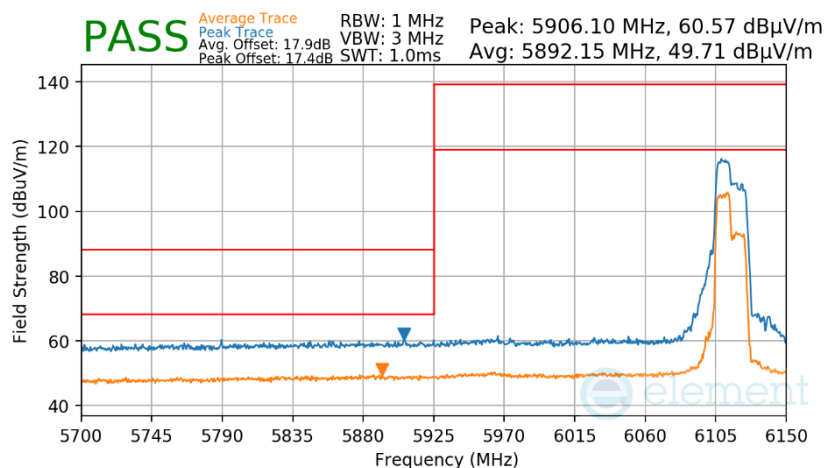
V 10.6 10/27/2023

### 7.7.3 Antenna 3c Radiated Band Edge Measurements (20MHz BW)


§15.407(b.1)(b.2) §15.205 §15.209; RSS-Gen [8.9]

#### RU106

|                           |                |
|---------------------------|----------------|
| Mode:                     | 802.11ax OFDMA |
| Transfer Rate:            | MCS11          |
| RU Index:                 | 53             |
| Distance of Measurements: | 3 Meters       |
| Operating Frequency:      | 6115MHz        |
| Channel:                  | 33             |



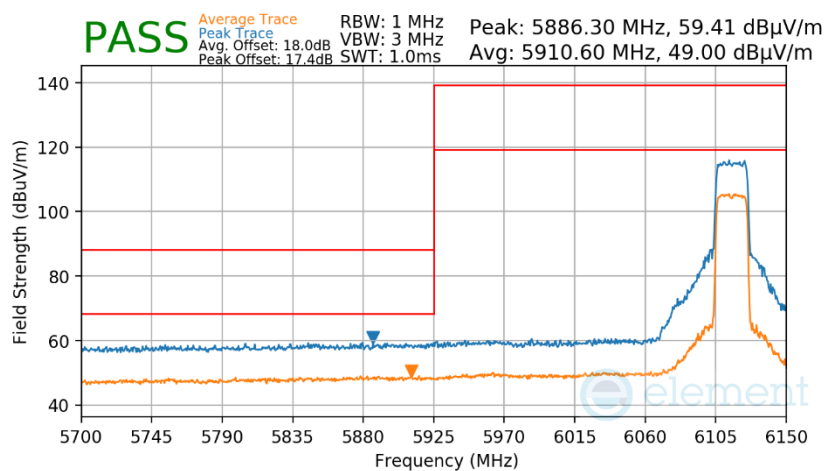
Plot 7-313 Antenna 3c Radiated Lower Band Edge (Peak & Average – UNII Band 5)

|   |   |                                       |                                   |
|---|---|---------------------------------------|-----------------------------------|
| FCC ID: BCGA3267<br>IC: 579C-A3267      |  | MEASUREMENT REPORT<br>(CERTIFICATION) | Approved by:<br>Technical Manager |
| Test Report S/N:<br>1C2410210073-26.BCG | Test Dates:<br>10/25/2024 - 1/6/2025  | EUT Type:<br>Tablet Device            | Page 166 of 223                   |


V 10.6 10/27/2023

## RU242

Mode: 802.11ax OFDMA  
 Transfer Rate: MCS11  
 RU Index: 61  
 Distance of Measurements: 3 Meters  
 Operating Frequency: 6115MHz  
 Channel: 33



Plot 7-314 Antenna 3c Radiated Lower Band Edge (Peak & Average – UNII Band 5)

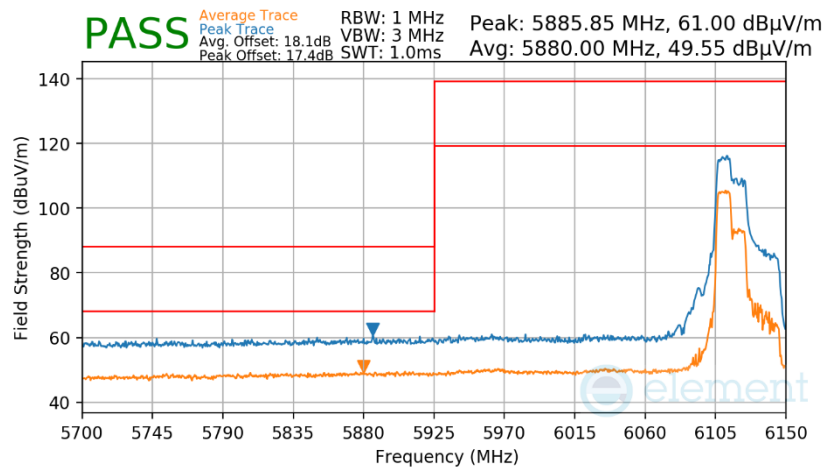
|  |   |   |  |
|--|---|---|--|
| <b>FCC ID:</b> BCGA3267<br><b>IC:</b> 579C-A3267 |  | <b>MEASUREMENT REPORT</b><br><b>(CERTIFICATION)</b> | <b>Approved by:</b><br>Technical Manager |
| <b>Test Report S/N:</b><br>1C2410210073-26.BCG   | <b>Test Dates:</b><br>10/25/2024 - 1/6/2025   | <b>EUT Type:</b><br>Tablet Device                   | Page 167 of 223                          |

V 10.6 10/27/2023

## 7.7.4 Antenna 3c Radiated Band Edge Measurements (40MHz BW)

§15.407(b.1)(b.2) §15.205 §15.209; RSS-Gen [8.9]  
**RU106**

|                           |                |
|---------------------------|----------------|
| Mode:                     | 802.11ax OFDMA |
| Transfer Rate:            | MCS11          |
| RU Index:                 | 53             |
| Distance of Measurements: | 3 Meters       |
| Operating Frequency:      | 6125MHz        |
| Channel:                  | 35             |



Plot 7-315 Antenna 3c Radiated Lower Band Edge (Peak & Average – UNII Band 5)

|  |   |                                   |  |
|--|---|-----------------------------------|--|
| <b>FCC ID:</b> BCGA3267<br><b>IC:</b> 579C-A3267 |  <b>MEASUREMENT REPORT</b><br><b>(CERTIFICATION)</b> |                                   | <b>Approved by:</b><br>Technical Manager |
| <b>Test Report S/N:</b><br>1C2410210073-26.BCG   | <b>Test Dates:</b><br>10/25/2024 - 1/6/2025   | <b>EUT Type:</b><br>Tablet Device | Page 168 of 223                          |

V 10.6 10/27/2023