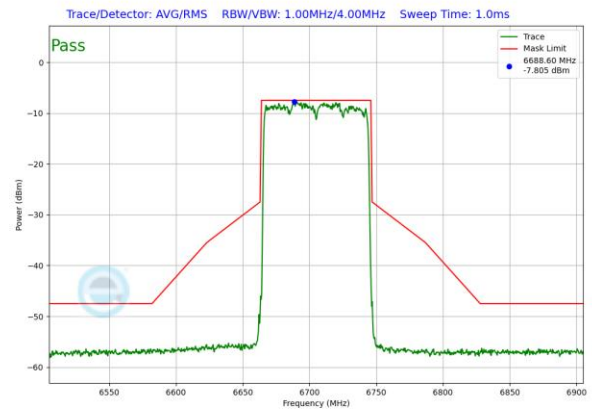
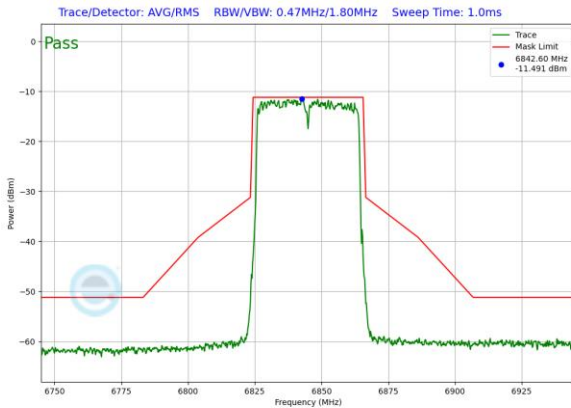


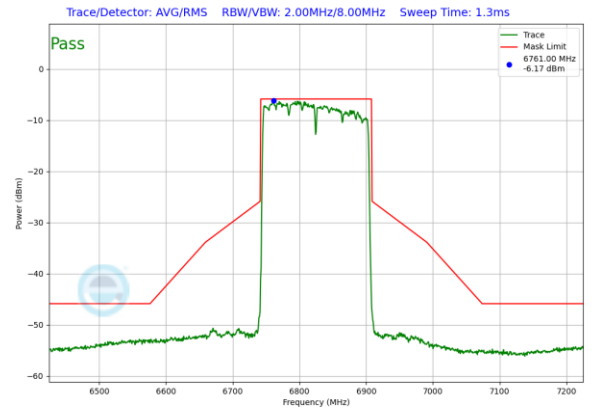
**Plot 7-428. In-Band Emission Plot SDM Primary Antenna 3c
(40MHz 802.11ax (UNII Band 7) – Ch. 179)**



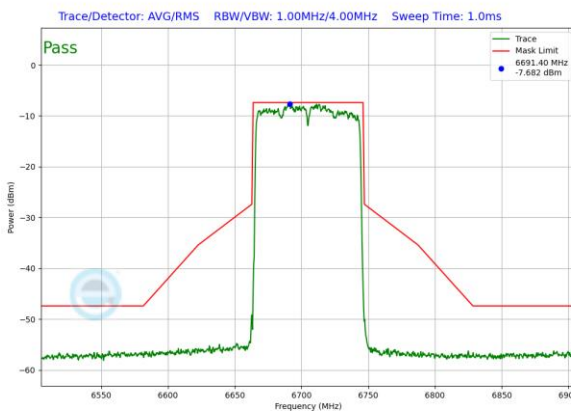
**Plot 7-431. In-Band Emission Plot SDM Primary Antenna 3a
(80MHz 802.11ax (UNII Band 7) – Ch. 151)**



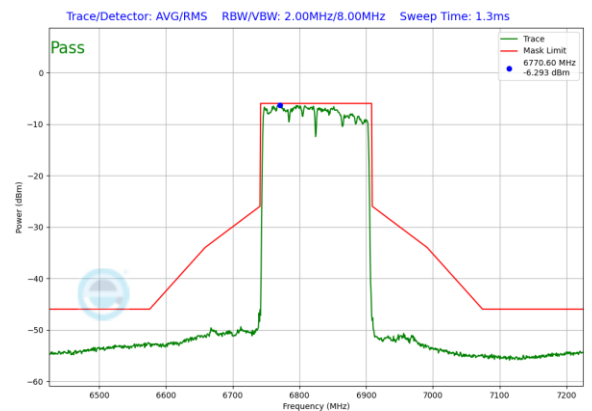
**Plot 7-429. In-Band Emission Plot SDM Primary Antenna 3a
(40MHz 802.11ax (UNII Band 7) – Ch. 179)**



**Plot 7-432. In-Band Emission Plot SDM Primary Antenna 3c
(160MHz 802.11ax (UNII Band 7) – Ch. 175)**



**Plot 7-430. In-Band Emission Plot SDM Primary Antenna 3c
(80MHz 802.11ax (UNII Band 7) – Ch. 151)**

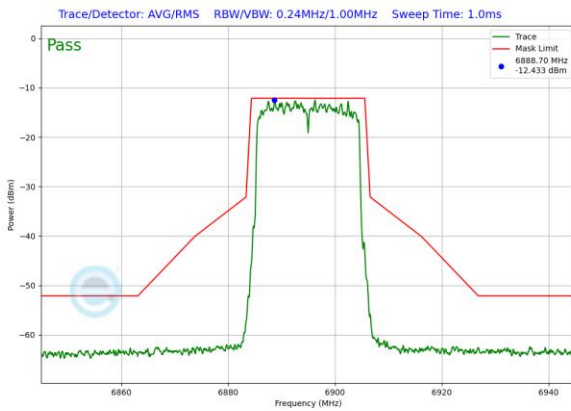


**Plot 7-433. In-Band Emission Plot SDM Primary Antenna 3a
(160MHz 802.11ax (UNII Band 7) – Ch. 175)**

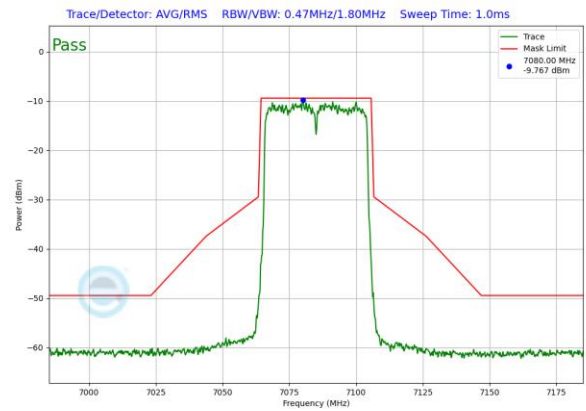
FCC ID: BCGA3267 IC: 579C-A3267		MEASUREMENT REPORT (CERTIFICATION)	Approved by: Technical Manager
Test Report S/N: 1C2410210073-23.BCG	Test Dates: 10/25/2024 - 1/6/2025	EUT Type: Tablet Device	Page 157 of 262

V 10.6 10/27/2023

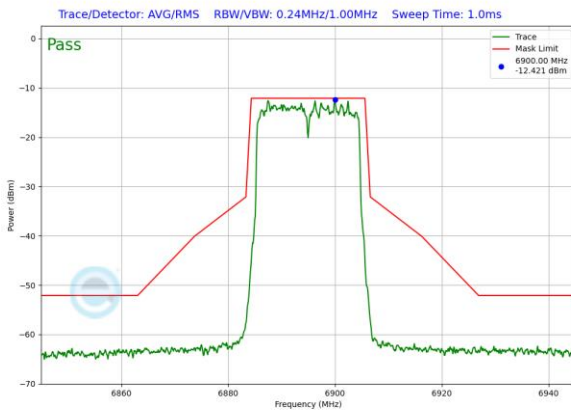
Unless otherwise specified, no part of this report may be reproduced or utilized in any part, form or by any means, electronic or mechanical, including photocopying and microfilm, without permission in writing from Element Materials Technology. If you have any questions about this or have an enquiry about obtaining additional rights to this report or assembly of contents thereof, please contact ct.info@element.com.



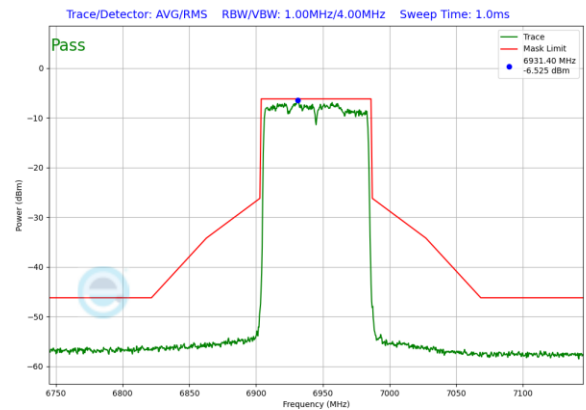
Plot 7-434. In-Band Emission Plot SDM Primary Antenna 3c (20MHz 802.11ax (UNII Band 8) – Ch. 189)



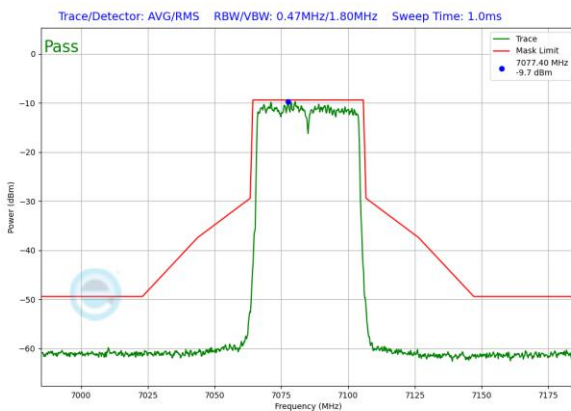
Plot 7-437. In-Band Emission Plot SDM Primary Antenna 3a (40MHz 802.11ax (UNII Band 8) – Ch. 227)



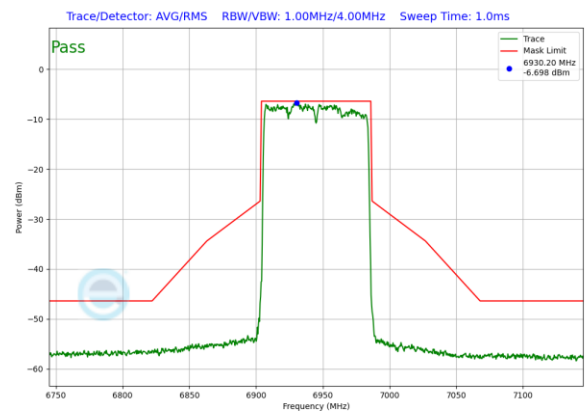
Plot 7-435. In-Band Emission Plot SDM Primary Antenna 3a (20MHz 802.11ax (UNII Band 8) – Ch. 189)



Plot 7-438. In-Band Emission Plot SDM Primary Antenna 3c (80MHz 802.11ax (UNII Band 8) – Ch. 199)



Plot 7-436. In-Band Emission Plot SDM Primary Antenna 3c (40MHz 802.11ax (UNII Band 8) – Ch. 227)

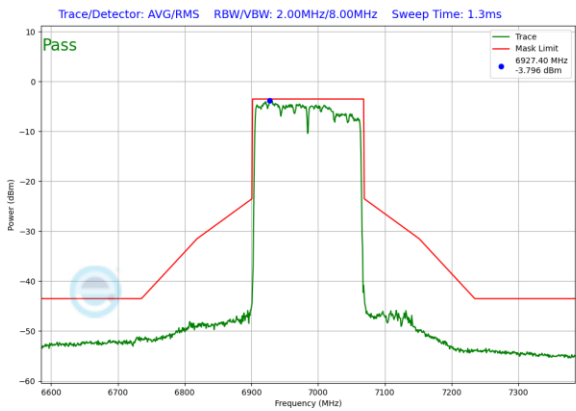


Plot 7-439. In-Band Emission Plot SDM Primary Antenna 3a (80MHz 802.11ax (UNII Band 8) – Ch. 199)

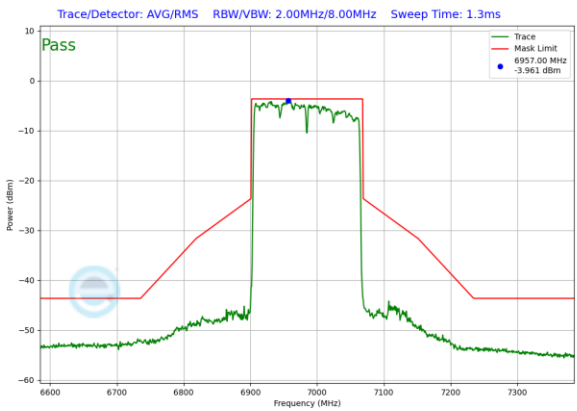
FCC ID: BCGA3267 IC: 579C-A3267		MEASUREMENT REPORT (CERTIFICATION)	Approved by: Technical Manager
Test Report S/N: 1C2410210073-23.BCG	Test Dates: 10/25/2024 - 1/6/2025	EUT Type: Tablet Device	Page 158 of 262

V 10.6 10/27/2023

Unless otherwise specified, no part of this report may be reproduced or utilized in any part, form or by any means, electronic or mechanical, including photocopying and microfilm, without permission in writing from Element Materials Technology. If you have any questions about this or have an enquiry about obtaining additional rights to this report or assembly of contents thereof, please contact ct.info@element.com.



Plot 7-440. In-Band Emission Plot SDM Primary Antenna 3c
(160MHz 802.11ax (UNII Band 8) – Ch. 207)



Plot 7-441. In-Band Emission Plot SDM Primary Antenna 3a
(160MHz 802.11ax (UNII Band 8) – Ch. 207)

FCC ID: BCGA3267 IC: 579C-A3267		MEASUREMENT REPORT (CERTIFICATION)	Approved by: Technical Manager
Test Report S/N: 1C2410210073-23.BCG	Test Dates: 10/25/2024 - 1/6/2025	EUT Type: Tablet Device	Page 159 of 262

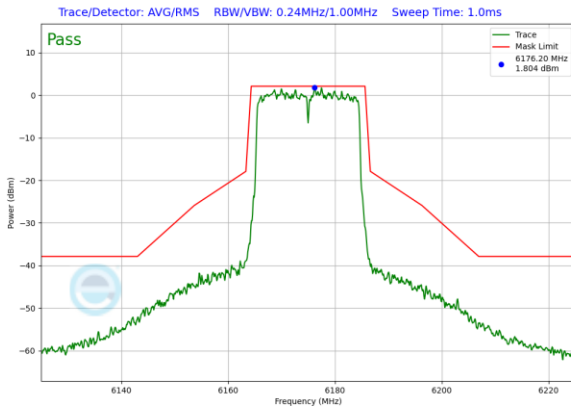
7.5.9 CDD Diversity In-Band Emission Measurements – SP

	Frequency [MHz]	Channel No.	802.11 Mode	Data Rate [Mbps]	Antenna 3c In-Band Emission	Antenna 1b In-Band Emission
Band 5	5955	1	ax (20MHz)	270/286.8 (MCS11)	Pass	Pass
	6175	45	ax (20MHz)	270/286.8 (MCS11)	Pass	Pass
	6415	93	ax (20MHz)	270/286.8 (MCS11)	Pass	Pass
	5965	3	ax (40MHz)	196/206.5 (MCS4)	Pass	Pass
	6165	43	ax (40MHz)	540/573.5 (MCS11)	Pass	Pass
	6405	91	ax (40MHz)	540/573.5 (MCS11)	Pass	Pass
	5985	7	ax (80MHz)	408/432.4 (MCS4)	Pass	Pass
	6145	39	ax (80MHz)	1134/1201 (MCS11)	Pass	Pass
	6385	87	ax (80MHz)	1134/1201 (MCS11)	Pass	Pass
	6025	15	ax (160MHz)	2041.7/2402 (MCS11)	Pass	Pass
	6181	47	ax (160MHz)	2041.7/2402 (MCS11)	Pass	Pass
	6345	79	ax (160MHz)	735/864.7 (MCS4)	Pass	Pass
Band 6	6435	97	ax (20MHz)	48/51.6 (MCS2)	Pass	Pass
	6475	105	ax (20MHz)	270/286.8 (MCS11)	Pass	Pass
	6515	113	ax (20MHz)	270/286.8 (MCS11)	Pass	Pass
	6445	99	ax (40MHz)	196/206.5 (MCS4)	Pass	Pass
	6485	107	ax (40MHz)	540/573.5 (MCS11)	Pass	Pass
	6525	115	ax (40MHz)	196/206.5 (MCS4)	Pass	Pass
	6465	103	ax (80MHz)	1134/1201 (MCS11)	Pass	Pass
	6505	111	ax (160MHz)	2041.7/2402 (MCS11)	Pass	Pass
Band 7	6535	117	ax (20MHz)	48/51.6 (MCS2)	Pass	Pass
	6695	149	ax (20MHz)	270/286.8 (MCS11)	Pass	Pass
	6875	181	ax (20MHz)	98/103.2 (MCS4)	Pass	Pass
	6565	123	ax (40MHz)	196/206.5 (MCS4)	Pass	Pass
	6725	155	ax (40MHz)	540/573.5 (MCS11)	Pass	Pass
	6845	179	ax (40MHz)	540/573.5 (MCS11)	Pass	Pass
	6545	135	ax (80MHz)	408/432.4 (MCS4)	Pass	Pass
	6705	151	ax (80MHz)	408/432.4 (MCS4)	Pass	Pass
	6865	167	ax (80MHz)	408/432.4 (MCS4)	Pass	Pass
	6665	143	ax (160MHz)	735/864.7 (MCS4)	Pass	Pass

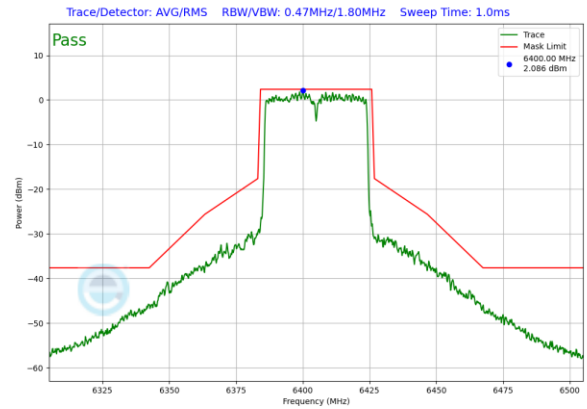
Table 7-66. In-Band Emission Measurements CDD Diversity

FCC ID: BCGA3267 IC: 579C-A3267	 MEASUREMENT REPORT (CERTIFICATION)		Approved by: Technical Manager
Test Report S/N: 1C2410210073-23.BCG	Test Dates: 10/25/2024 - 1/6/2025	EUT Type: Tablet Device	Page 160 of 262

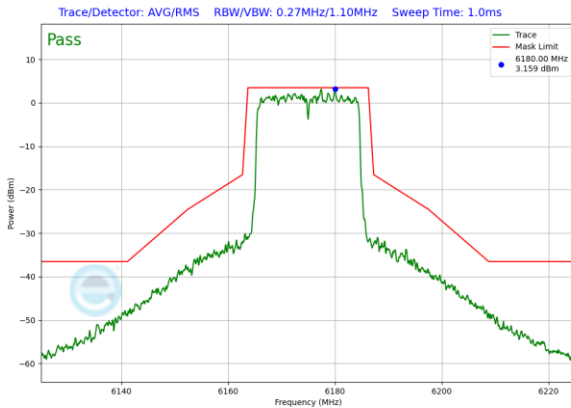
V 10.6 10/27/2023



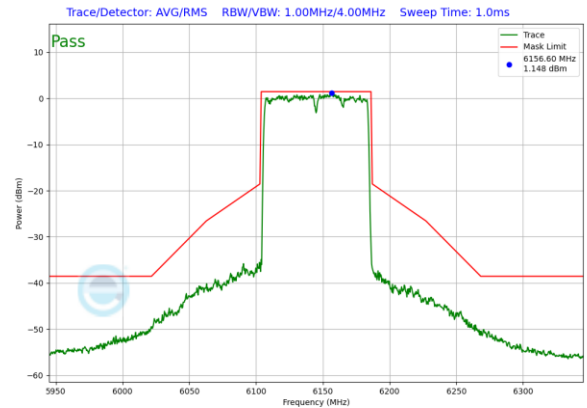
Plot 7-442. In-Band Emission Plot CDD Diversity Antenna 3c (20MHz 802.11ax (UNII Band 5) – Ch. 45)



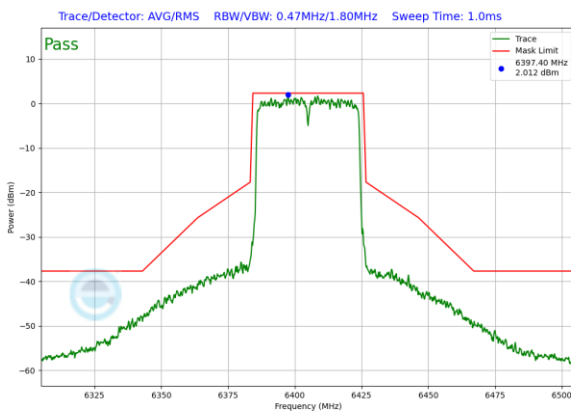
Plot 7-445. In-Band Emission Plot CDD Diversity Antenna 1b (40MHz 802.11ax (UNII Band 5) – Ch. 91)



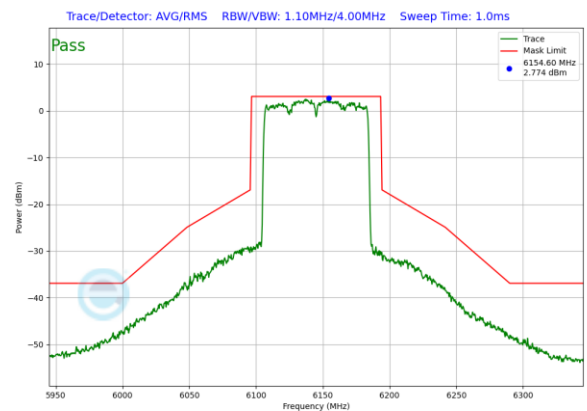
Plot 7-443. In-Band Emission Plot CDD Diversity Antenna 1b (20MHz 802.11ax (UNII Band 5) – Ch. 45)



Plot 7-446. In-Band Emission Plot CDD Diversity Antenna 3c (80MHz 802.11ax (UNII Band 5) – Ch. 39)



Plot 7-444. In-Band Emission Plot CDD Diversity Antenna 3c (40MHz 802.11ax (UNII Band 5) – Ch. 91)

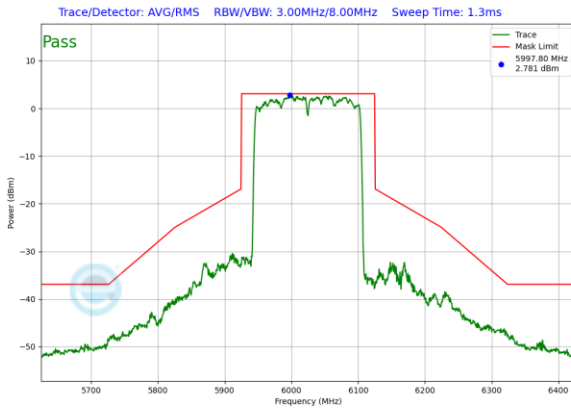


Plot 7-447. In-Band Emission Plot CDD Diversity Antenna 1b (80MHz 802.11ax (UNII Band 5) – Ch. 39)

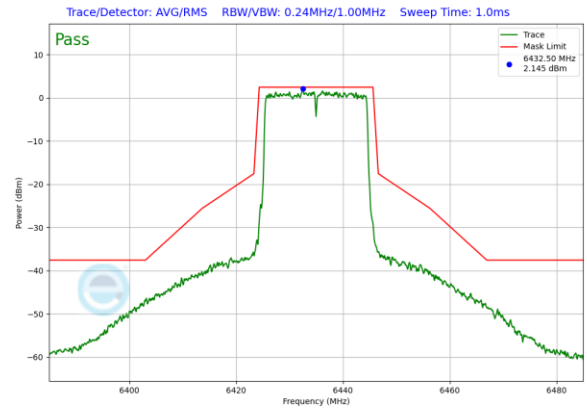
FCC ID: BCGA3267 IC: 579C-A3267		MEASUREMENT REPORT (CERTIFICATION)	Approved by: Technical Manager
Test Report S/N: 1C2410210073-23.BCG	Test Dates: 10/25/2024 - 1/6/2025	EUT Type: Tablet Device	Page 161 of 262

V 10.6 10/27/2023

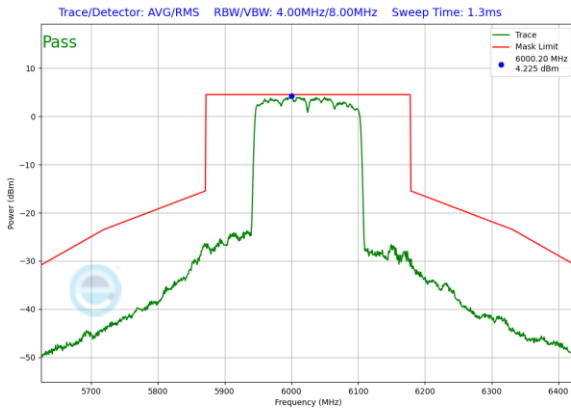
Unless otherwise specified, no part of this report may be reproduced or utilized in any part, form or by any means, electronic or mechanical, including photocopying and microfilm, without permission in writing from Element Materials Technology. If you have any questions about this or have an enquiry about obtaining additional rights to this report or assembly of contents thereof, please contact ct.info@element.com.



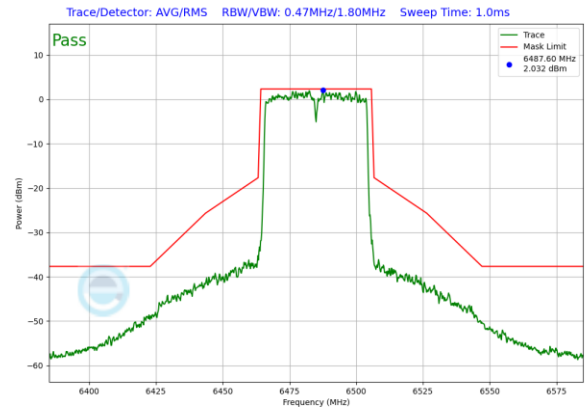
Plot 7-448. In-Band Emission Plot CDD Diversity Antenna 3c (160MHz 802.11ax (UNII Band 5) – Ch. 15)



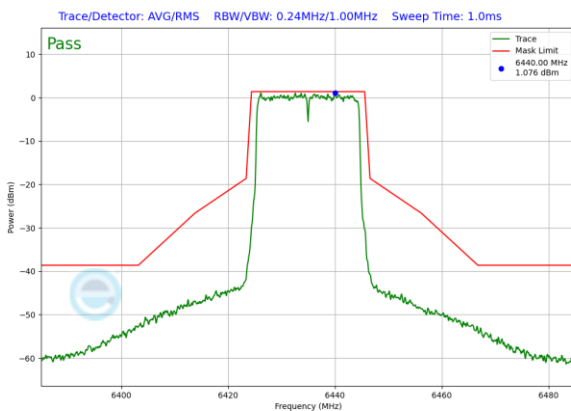
Plot 7-451. In-Band Emission Plot CDD Diversity Antenna 1b (20MHz 802.11ax (UNII Band 6) – Ch. 97)



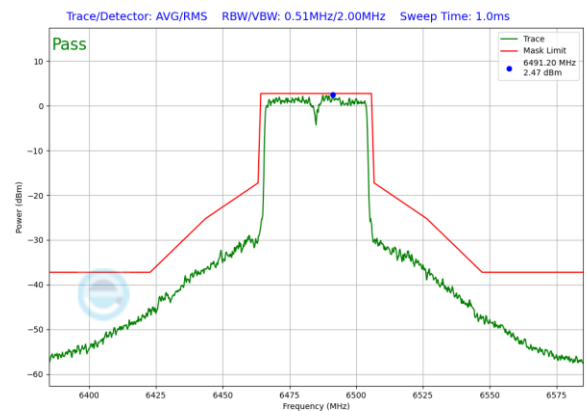
Plot 7-449. In-Band Emission Plot CDD Diversity Antenna 1b (160MHz 802.11ax (UNII Band 5) – Ch. 15)



Plot 7-452. In-Band Emission Plot CDD Diversity Antenna 3c (40MHz 802.11ax (UNII Band 6) – Ch. 107)

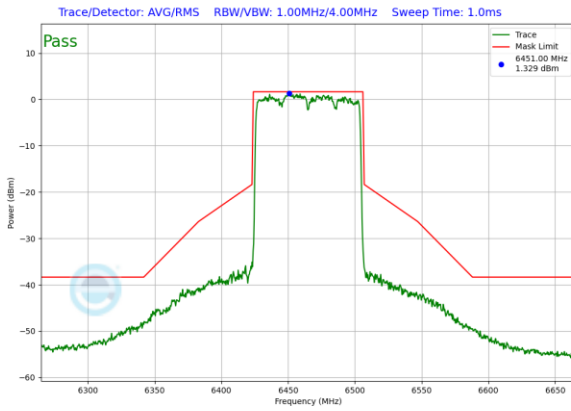


Plot 7-450. In-Band Emission Plot CDD Diversity Antenna 3c (20MHz 802.11ax (UNII Band 6) – Ch. 97)

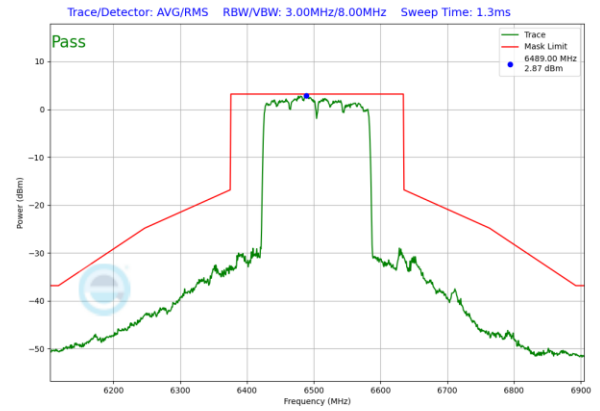


Plot 7-453. In-Band Emission Plot CDD Diversity Antenna 1b (40MHz 802.11ax (UNII Band 6) – Ch. 107)

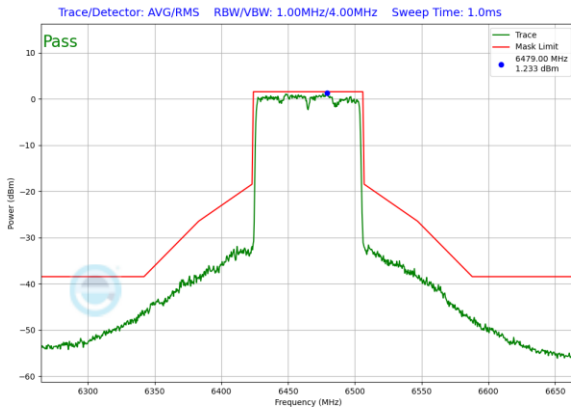
FCC ID: BCGA3267 IC: 579C-A3267			MEASUREMENT REPORT (CERTIFICATION)	Approved by: Technical Manager
Test Report S/N: 1C2410210073-23.BCG	Test Dates: 10/25/2024 - 1/6/2025	EUT Type: Tablet Device	Page 162 of 262	



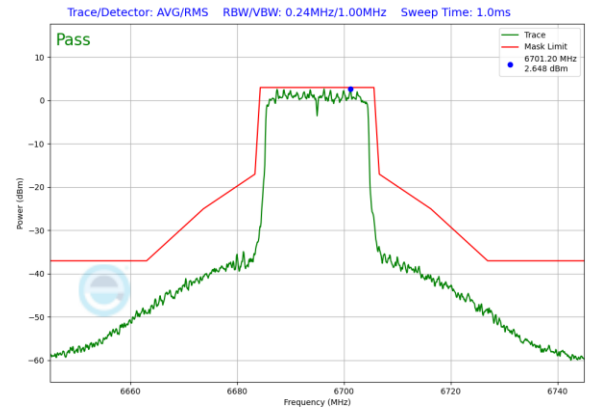
Plot 7-454. In-Band Emission Plot CDD Diversity Antenna 3c (80MHz 802.11ax (UNII Band 6) – Ch. 103)



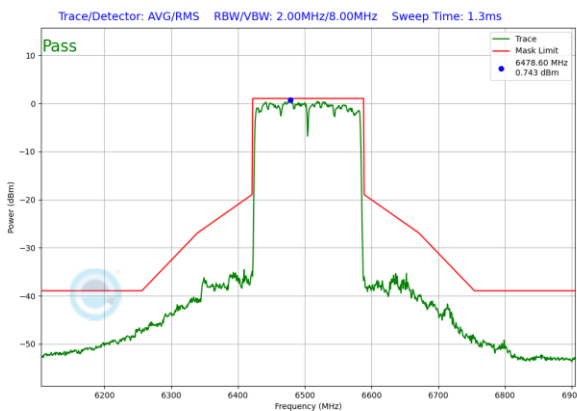
Plot 7-457. In-Band Emission Plot CDD Diversity Antenna 1b (160MHz 802.11ax (UNII Band 6) – Ch. 111)



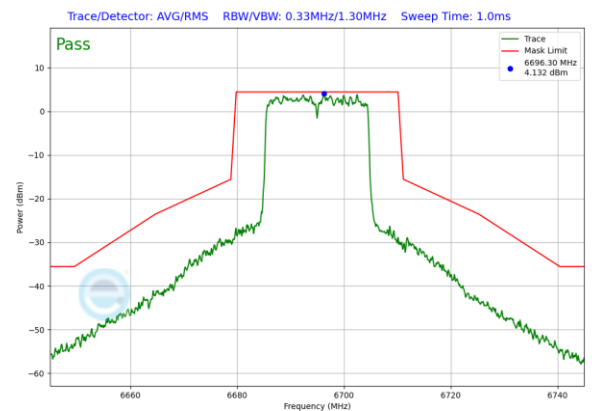
Plot 7-455. In-Band Emission Plot CDD Diversity Antenna 1b (80MHz 802.11ax (UNII Band 6) – Ch. 103)



Plot 7-458. In-Band Emission Plot CDD Diversity Antenna 3c (20MHz 802.11ax (UNII Band 7) – Ch. 149)



Plot 7-456. In-Band Emission Plot CDD Diversity Antenna 3c (160MHz 802.11ax (UNII Band 6) – Ch. 111)

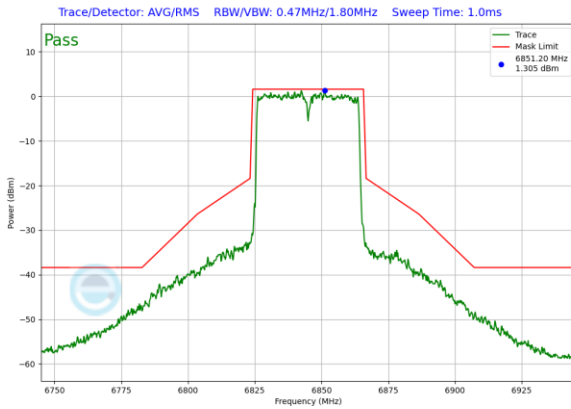


Plot 7-459. In-Band Emission Plot CDD Diversity Antenna 1b (20MHz 802.11ax (UNII Band 7) – Ch. 149)

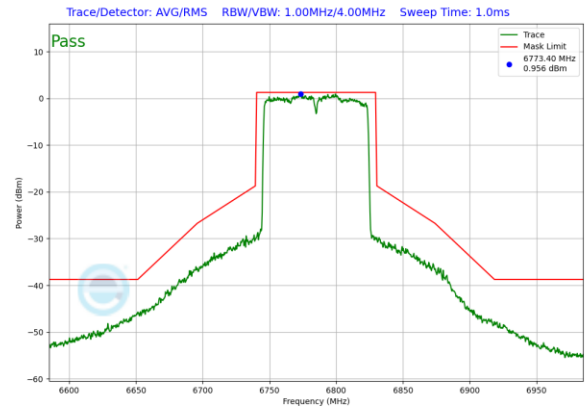
FCC ID: BCGA3267 IC: 579C-A3267		MEASUREMENT REPORT (CERTIFICATION)	Approved by: Technical Manager
Test Report S/N: 1C2410210073-23.BCG	Test Dates: 10/25/2024 - 1/6/2025	EUT Type: Tablet Device	Page 163 of 262

V 10.6 10/27/2023

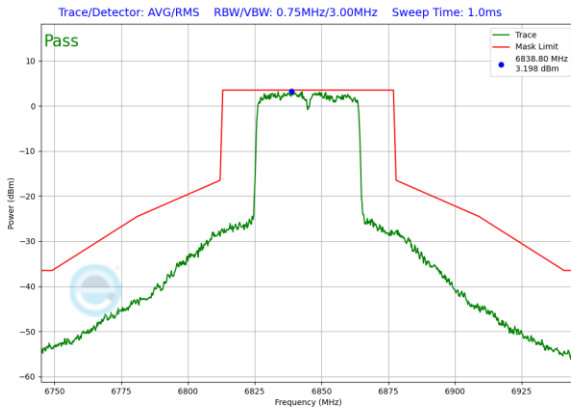
Unless otherwise specified, no part of this report may be reproduced or utilized in any part, form or by any means, electronic or mechanical, including photocopying and microfilm, without permission in writing from Element Materials Technology. If you have any questions about this or have an enquiry about obtaining additional rights to this report or assembly of contents thereof, please contact ct.info@element.com.



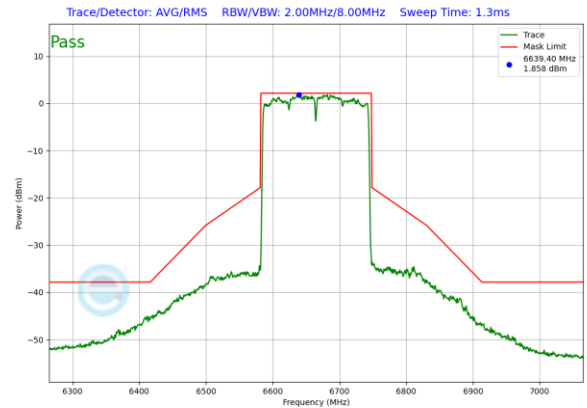
Plot 7-460. In-Band Emission Plot CDD Diversity Antenna 3c (40MHz 802.11ax (UNII Band 7) – Ch. 179)



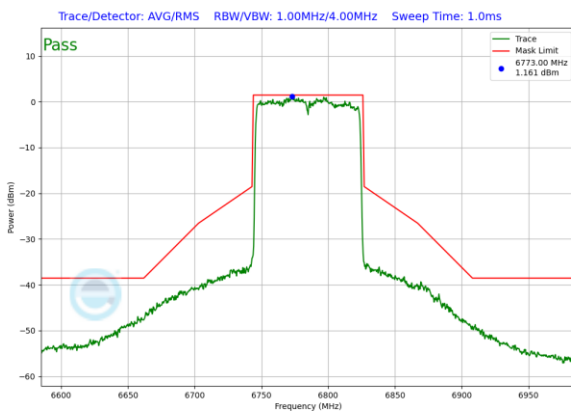
Plot 7-463. In-Band Emission Plot CDD Diversity Antenna 1b (80MHz 802.11ax (UNII Band 7) – Ch. 167)



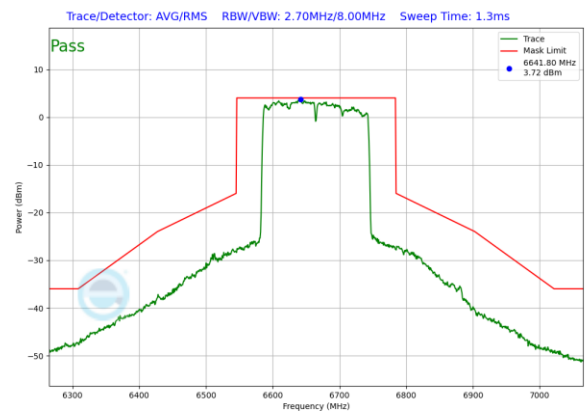
Plot 7-461. In-Band Emission Plot CDD Diversity Antenna 1b (40MHz 802.11ax (UNII Band 7) – Ch. 179)



Plot 7-464. In-Band Emission Plot CDD Diversity Antenna 3c (160MHz 802.11ax (UNII Band 7) – Ch. 143)



Plot 7-462. In-Band Emission Plot CDD Diversity Antenna 3c (80MHz 802.11ax (UNII Band 7) – Ch. 167)



Plot 7-465. In-Band Emission Plot CDD Diversity Antenna 1b (160MHz 802.11ax (UNII Band 7) – Ch. 143)

FCC ID: BCGA3267 IC: 579C-A3267		MEASUREMENT REPORT (CERTIFICATION)	Approved by: Technical Manager
Test Report S/N: 1C2410210073-23.BCG	Test Dates: 10/25/2024 - 1/6/2025	EUT Type: Tablet Device	Page 164 of 262

V 10.6 10/27/2023

Unless otherwise specified, no part of this report may be reproduced or utilized in any part, form or by any means, electronic or mechanical, including photocopying and microfilm, without permission in writing from Element Materials Technology. If you have any questions about this or have an enquiry about obtaining additional rights to this report or assembly of contents thereof, please contact ct.info@element.com.

7.5.10 SDM Diversity In-Band Emission Measurements – LPI

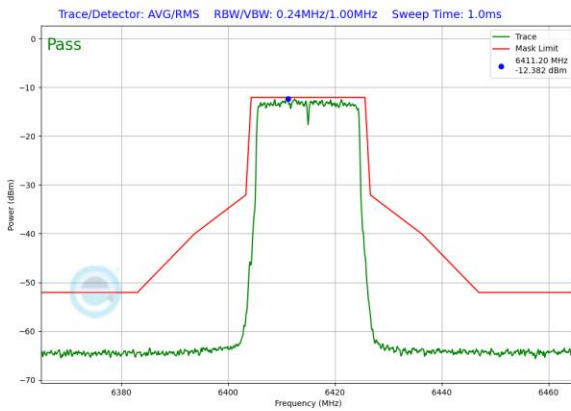
	Frequency [MHz]	Channel No.	802.11 Mode	Data Rate [Mbps]	Antenna 3c In-Band Emission	Antenna 1b In-Band Emission
Band 5	5955	1	ax (20MHz)	270/286.8 (MCS11)	Pass	Pass
	6175	45	ax (20MHz)	98/103.2 (MCS4)	Pass	Pass
	6415	93	ax (20MHz)	48/51.6 (MCS2)	Pass	Pass
	5965	3	ax (40MHz)	540/573.5 (MCS11)	Pass	Pass
	6165	43	ax (40MHz)	540/573.5 (MCS11)	Pass	Pass
	6405	91	ax (40MHz)	98/103.2 (MCS2)	Pass	Pass
	5985	7	ax (80MHz)	408/432.4 (MCS4)	Pass	Pass
	6145	39	ax (80MHz)	1134/1201 (MCS11)	Pass	Pass
	6385	87	ax (80MHz)	1134/1201 (MCS11)	Pass	Pass
	6025	15	ax (160MHz)	2041.7/2402 (MCS11)	Pass	Pass
	6185	47	ax (160MHz)	2041.7/2402 (MCS11)	Pass	Pass
	6345	79	ax (160MHz)	2041.7/2402 (MCS11)	Pass	Pass
Band 6	6435	97	ax (20MHz)	270/286.8 (MCS11)	Pass	Pass
	6475	105	ax (20MHz)	98/103.2 (MCS4)	Pass	Pass
	6515	113	ax (20MHz)	98/103.2 (MCS4)	Pass	Pass
	6445	99	ax (40MHz)	196/206.5 (MCS4)	Pass	Pass
	6485	107	ax (40MHz)	540/573.5 (MCS11)	Pass	Pass
	6525	115	ax (40MHz)	540/573.5 (MCS11)	Pass	Pass
	6465	103	ax (80MHz)	1134/1201 (MCS11)	Pass	Pass
	6505	111	ax (160MHz)	2041.7/2402 (MCS11)	Pass	Pass
Band 7	6535	117	ax (20MHz)	48/51.6 (MCS2)	Pass	Pass
	6695	149	ax (20MHz)	270/286.8 (MCS11)	Pass	Pass
	6875	185	ax (20MHz)	98/103.2 (MCS4)	Pass	Pass
	6565	123	ax (40MHz)	540/573.5 (MCS11)	Pass	Pass
	6725	155	ax (40MHz)	540/573.5 (MCS11)	Pass	Pass
	6845	179	ax (40MHz)	540/573.5 (MCS11)	Pass	Pass
	6545	119	ax (80MHz)	1134/1201 (MCS11)	Pass	Pass
	6705	151	ax (80MHz)	408/432.4 (MCS4)	Pass	Pass
	6865	183	ax (80MHz)	1134/1201 (MCS11)	Pass	Pass
	6665	143	ax (160MHz)	2041.7/2402 (MCS11)	Pass	Pass
	6825	175	ax (160MHz)	2041.7/2402 (MCS11)	Pass	Pass
	6895	189	ax (20MHz)	270/286.8 (MCS11)	Pass	Pass
Band 8	6995	209	ax (20MHz)	270/286.8 (MCS11)	Pass	Pass
	7115	233	ax (20MHz)	270/286.8 (MCS11)	Pass	Pass
	6885	187	ax (40MHz)	540/573.5 (MCS11)	Pass	Pass
	7005	211	ax (40MHz)	196/206.5 (MCS4)	Pass	Pass
	7085	227	ax (40MHz)	540/573.5 (MCS11)	Pass	Pass
	6945	199	ax (80MHz)	1134/1201 (MCS11)	Pass	Pass
	7025	215	ax (80MHz)	1134/1201 (MCS11)	Pass	Pass
	6985	207	ax (160MHz)	2041.7/2402 (MCS11)	Pass	Pass

Table 7-67. In-Band Emission Measurements SDM Diversity

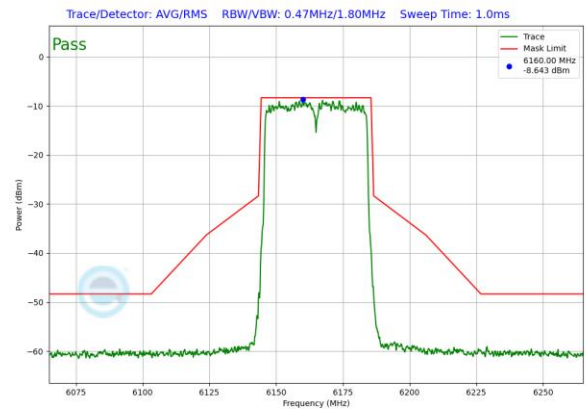
FCC ID: BCGA3267 IC: 579C-A3267	 MEASUREMENT REPORT (CERTIFICATION)		Approved by: Technical Manager
Test Report S/N: 1C2410210073-23.BCG	Test Dates: 10/25/2024 - 1/6/2025	EUT Type: Tablet Device	Page 165 of 262

V 10.6 10/27/2023

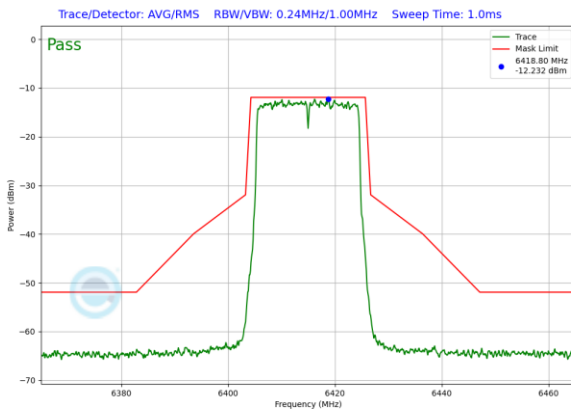
Unless otherwise specified, no part of this report may be reproduced or utilized in any part, form or by any means, electronic or mechanical, including photocopying and microfilm, without permission in writing from Element Materials Technology. If you have any questions about this or have an enquiry about obtaining additional rights to this report or assembly of contents thereof, please contact ct.info@element.com.



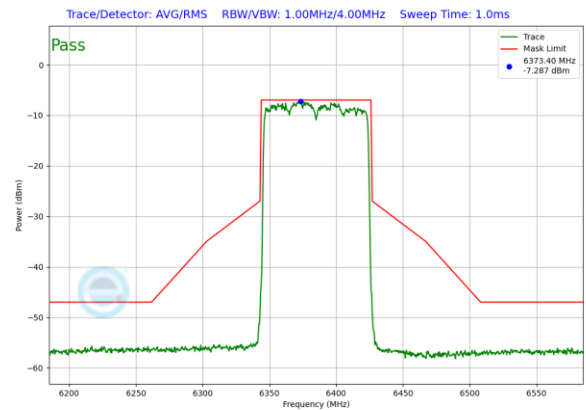
Plot 7-466. In-Band Emission Plot SDM Diversity Antenna 3c (20MHz 802.11ax (UNII Band 5) – Ch. 93)



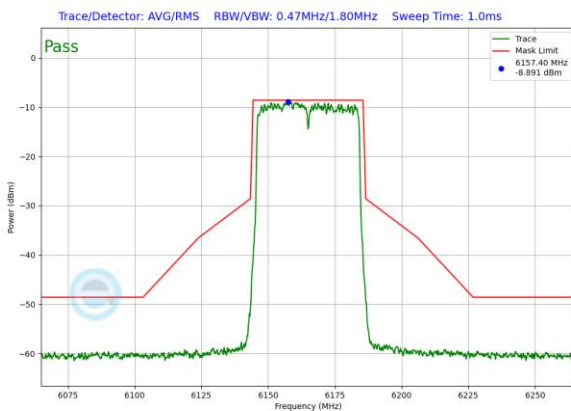
Plot 7-469. In-Band Emission Plot SDM Diversity Antenna 1b (40MHz 802.11ax (UNII Band 5) – Ch. 43)



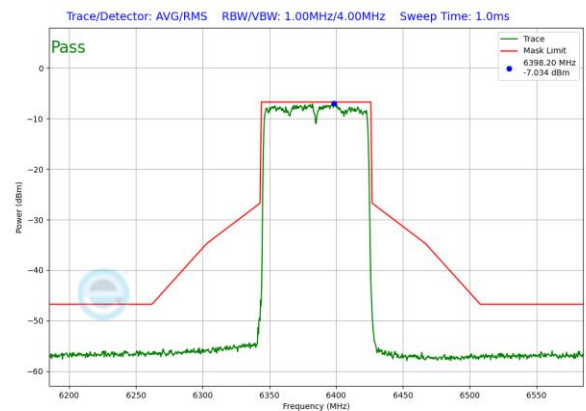
Plot 7-467. In-Band Emission Plot SDM Diversity Antenna 1b (20MHz 802.11ax (UNII Band 5) – Ch. 93)



Plot 7-470. In-Band Emission Plot SDM Diversity Antenna 3c (80MHz 802.11ax (UNII Band 5) – Ch. 87)



Plot 7-468. In-Band Emission Plot SDM Diversity Antenna 3c (40MHz 802.11ax (UNII Band 5) – Ch. 43)

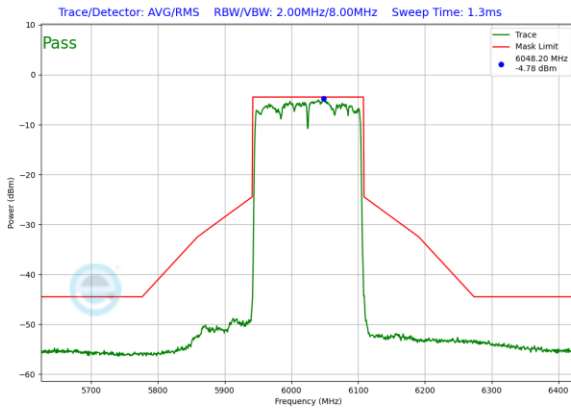


Plot 7-471. In-Band Emission Plot SDM Diversity Antenna 1b (80MHz 802.11ax (UNII Band 5) – Ch. 87)

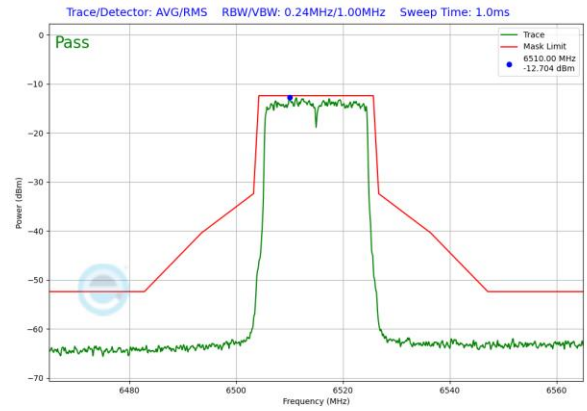
FCC ID: BCGA3267 IC: 579C-A3267		MEASUREMENT REPORT (CERTIFICATION)	Approved by: Technical Manager
Test Report S/N: 1C2410210073-23.BCG	Test Dates: 10/25/2024 - 1/6/2025	EUT Type: Tablet Device	Page 166 of 262

V 10.6 10/27/2023

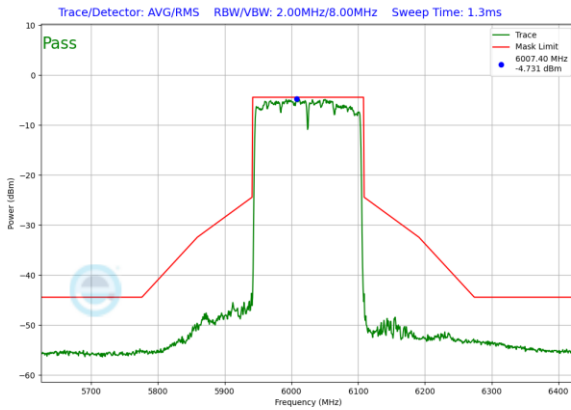
Unless otherwise specified, no part of this report may be reproduced or utilized in any part, form or by any means, electronic or mechanical, including photocopying and microfilm, without permission in writing from Element Materials Technology. If you have any questions about this or have an enquiry about obtaining additional rights to this report or assembly of contents thereof, please contact ct.info@element.com.



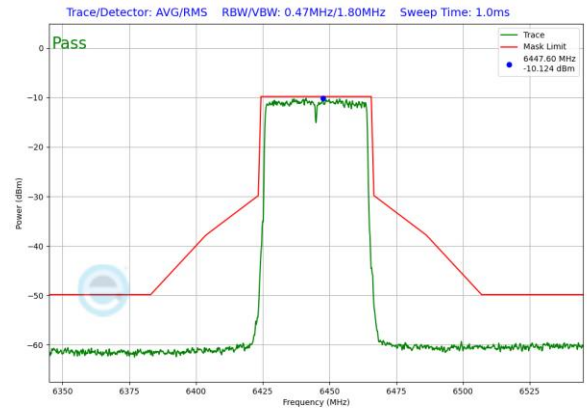
Plot 7-472. In-Band Emission Plot SDM Diversity Antenna 3c (160MHz 802.11ax (UNII Band 5) – Ch. 15)



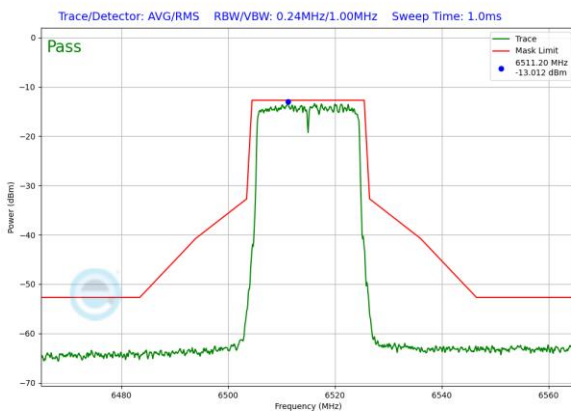
Plot 7-475. In-Band Emission Plot SDM Diversity Antenna 1b (20MHz 802.11ax (UNII Band 6) – Ch. 113)



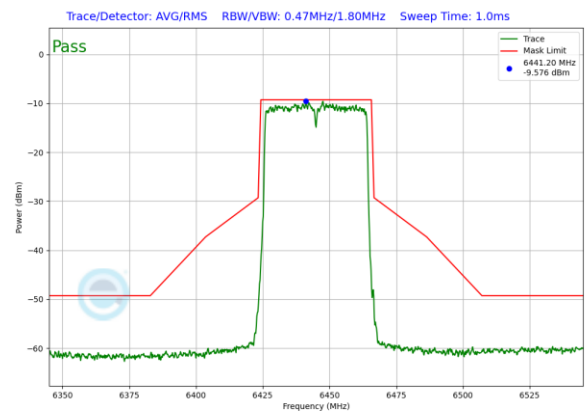
Plot 7-473. In-Band Emission Plot SDM Diversity Antenna 1b (160MHz 802.11ax (UNII Band 5) – Ch. 15)



Plot 7-476. In-Band Emission Plot SDM Diversity Antenna 3c (40MHz 802.11ax (UNII Band 6) – Ch. 99)



Plot 7-474. In-Band Emission Plot SDM Diversity Antenna 3c (20MHz 802.11ax (UNII Band 6) – Ch. 113)

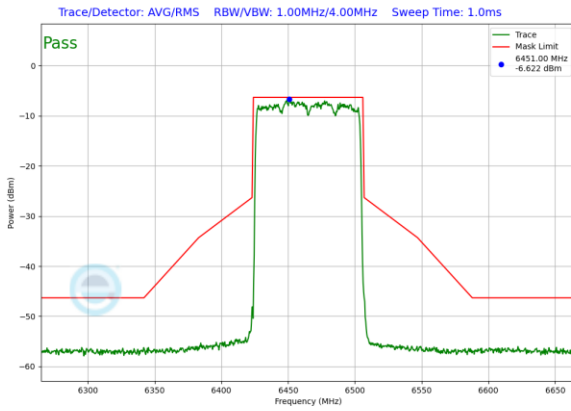


Plot 7-477. In-Band Emission Plot SDM Diversity Antenna 1b (40MHz 802.11ax (UNII Band 6) – Ch. 99)

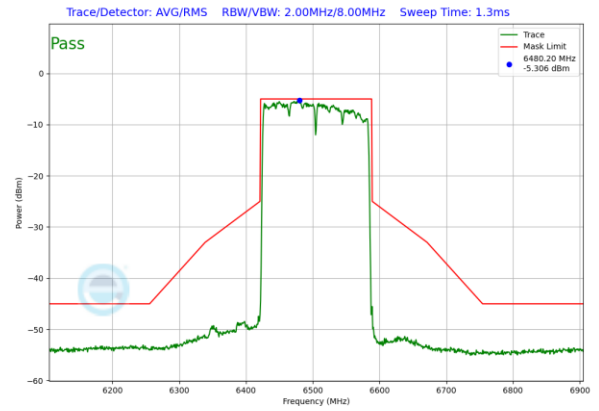
FCC ID: BCGA3267 IC: 579C-A3267		MEASUREMENT REPORT (CERTIFICATION)	Approved by: Technical Manager
Test Report S/N: 1C2410210073-23.BCG	Test Dates: 10/25/2024 - 1/6/2025	EUT Type: Tablet Device	Page 167 of 262

V 10.6 10/27/2023

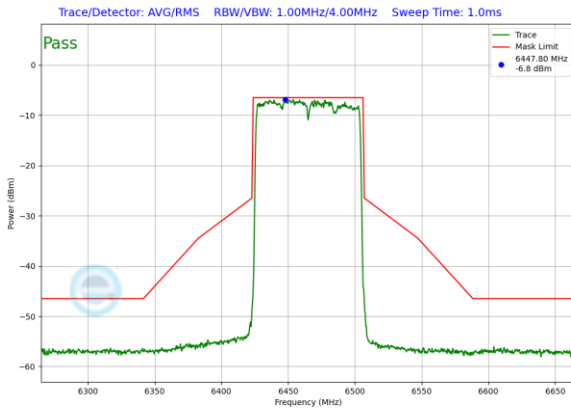
Unless otherwise specified, no part of this report may be reproduced or utilized in any part, form or by any means, electronic or mechanical, including photocopying and microfilm, without permission in writing from Element Materials Technology. If you have any questions about this or have an enquiry about obtaining additional rights to this report or assembly of contents thereof, please contact ct.info@element.com.



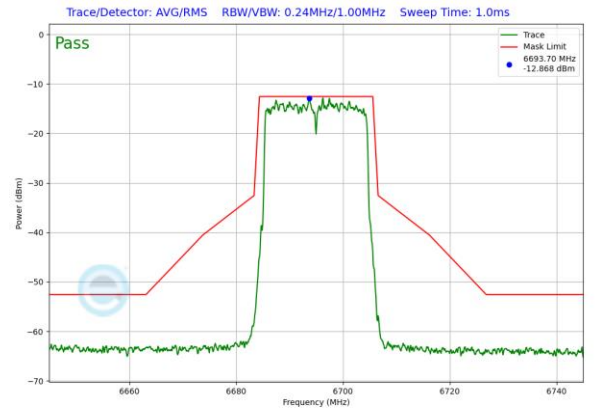
Plot 7-478. In-Band Emission Plot SDM Diversity Antenna 3c (80MHz 802.11ax (UNII Band 6) – Ch. 103)



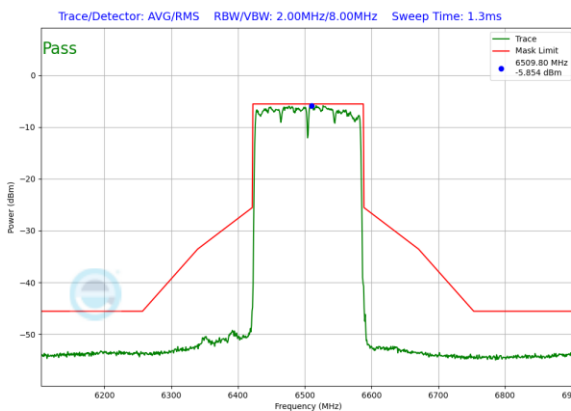
Plot 7-481. In-Band Emission Plot SDM Diversity Antenna 1b (160MHz 802.11ax (UNII Band 6) – Ch. 111)



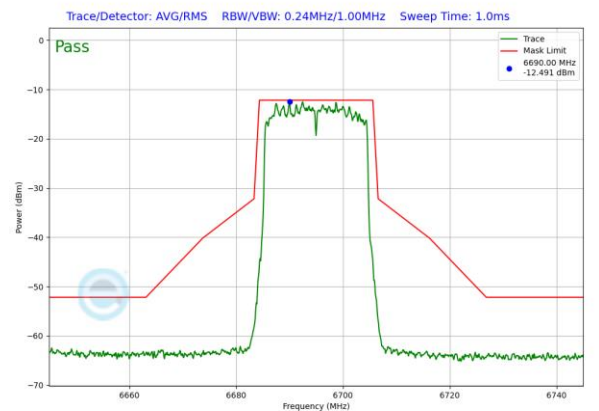
Plot 7-479. In-Band Emission Plot SDM Diversity Antenna 1b (80MHz 802.11ax (UNII Band 6) – Ch. 103)



Plot 7-482. In-Band Emission Plot SDM Diversity Antenna 3c (20MHz 802.11ax (UNII Band 7) – Ch. 149)



Plot 7-480. In-Band Emission Plot SDM Diversity Antenna 3c (160MHz 802.11ax (UNII Band 6) – Ch. 111)

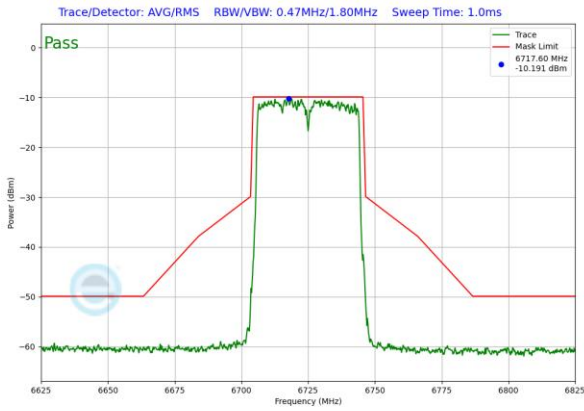


Plot 7-483. In-Band Emission Plot SDM Diversity Antenna 1b (20MHz 802.11ax (UNII Band 7) – Ch. 149)

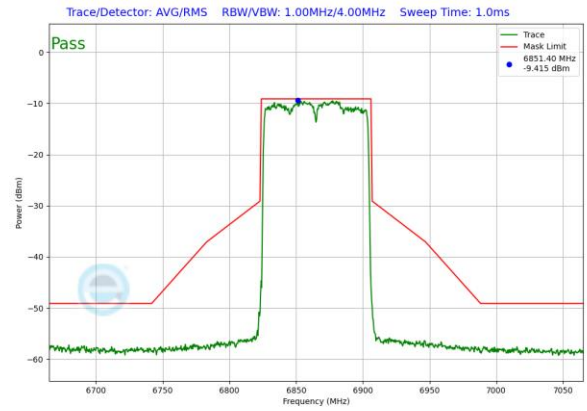
FCC ID: BCGA3267 IC: 579C-A3267		MEASUREMENT REPORT (CERTIFICATION)	Approved by: Technical Manager
Test Report S/N: 1C2410210073-23.BCG	Test Dates: 10/25/2024 - 1/6/2025	EUT Type: Tablet Device	Page 168 of 262

V 10.6 10/27/2023

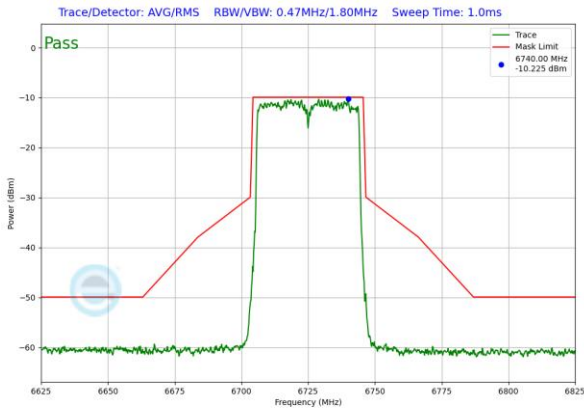
Unless otherwise specified, no part of this report may be reproduced or utilized in any part, form or by any means, electronic or mechanical, including photocopying and microfilm, without permission in writing from Element Materials Technology. If you have any questions about this or have an enquiry about obtaining additional rights to this report or assembly of contents thereof, please contact ct.info@element.com.



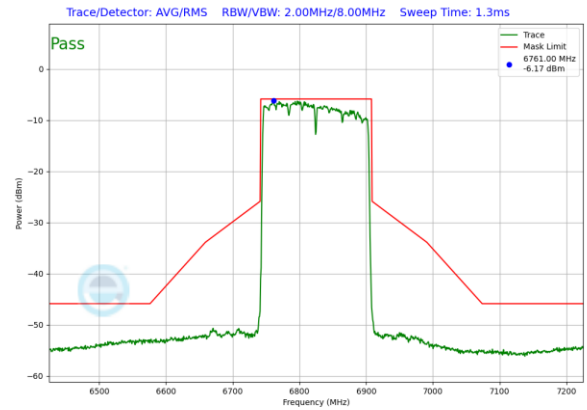
Plot 7-484. In-Band Emission Plot SDM Diversity Antenna 3c (40MHz 802.11ax (UNII Band 7) – Ch. 155)



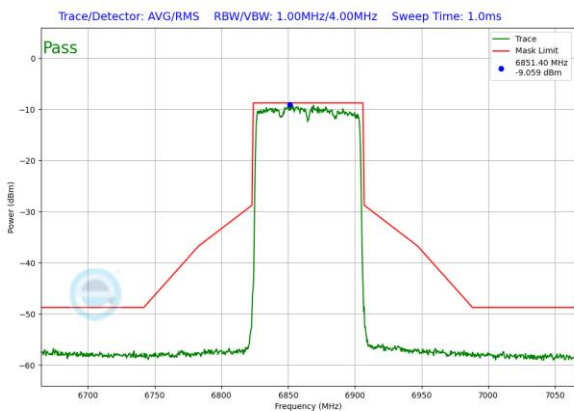
Plot 7-487. In-Band Emission Plot SDM Diversity Antenna 1b (80MHz 802.11ax (UNII Band 7) – Ch. 183)



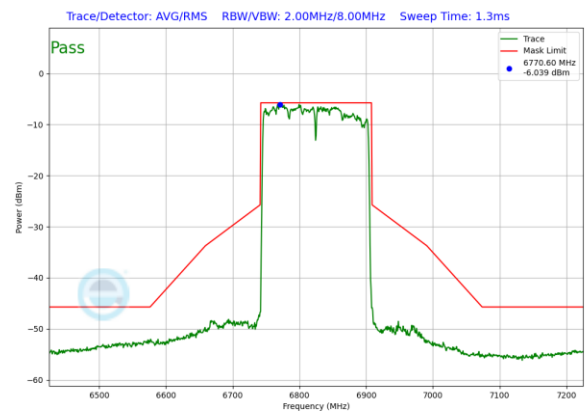
Plot 7-485. In-Band Emission Plot SDM Diversity Antenna 1b (40MHz 802.11ax (UNII Band 7) – Ch. 155)



Plot 7-488. In-Band Emission Plot SDM Diversity Antenna 3c (160MHz 802.11ax (UNII Band 7) – Ch. 175)

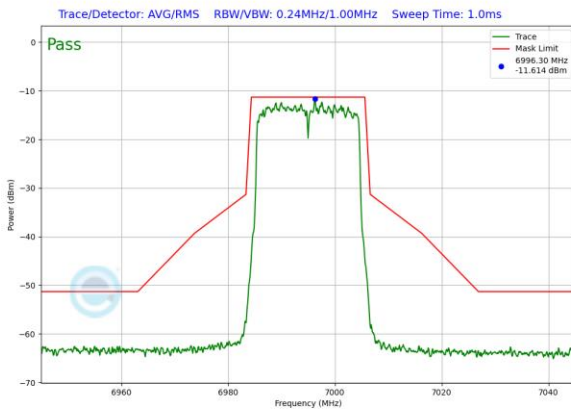


Plot 7-486. In-Band Emission Plot SDM Diversity Antenna 3c (80MHz 802.11ax (UNII Band 7) – Ch. 183)

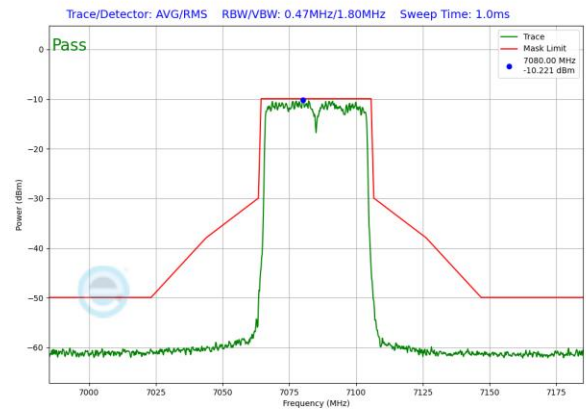


Plot 7-489. In-Band Emission Plot SDM Diversity Antenna 1b (160MHz 802.11ax (UNII Band 7) – Ch. 175)

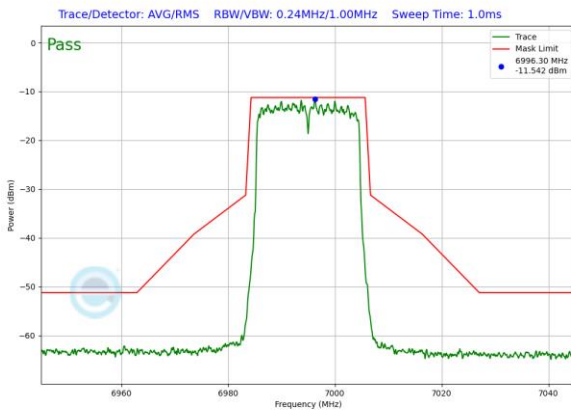
FCC ID: BCGA3267 IC: 579C-A3267		MEASUREMENT REPORT (CERTIFICATION)		Approved by: Technical Manager
Test Report S/N: 1C2410210073-23.BCG	Test Dates: 10/25/2024 - 1/6/2025	EUT Type: Tablet Device		Page 169 of 262



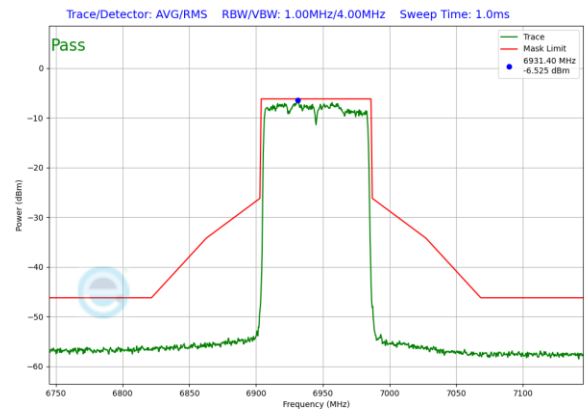
Plot 7-490. In-Band Emission Plot SDM Diversity Antenna 3c (20MHz 802.11ax (UNII Band 8) – Ch. 209)



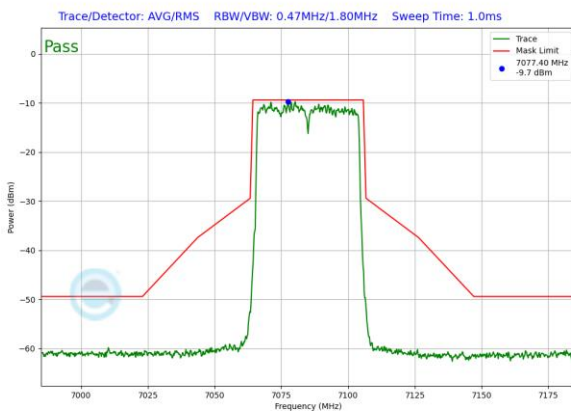
Plot 7-493. In-Band Emission Plot SDM Diversity Antenna 1b (40MHz 802.11ax (UNII Band 8) – Ch. 227)



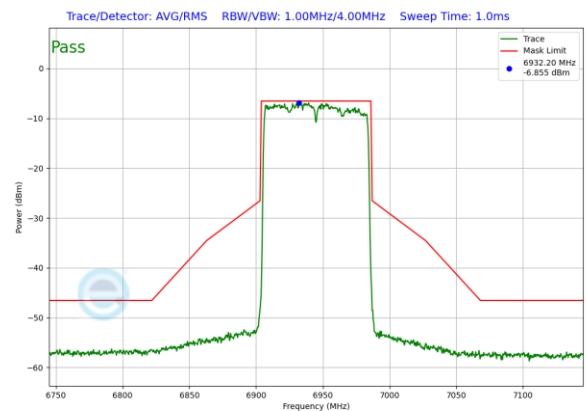
Plot 7-491. In-Band Emission Plot SDM Diversity Antenna 1b (20MHz 802.11ax (UNII Band 8) – Ch. 209)



Plot 7-494. In-Band Emission Plot SDM Diversity Antenna 3c (80MHz 802.11ax (UNII Band 8) – Ch. 199)



Plot 7-492. In-Band Emission Plot SDM Diversity Antenna 3c (40MHz 802.11ax (UNII Band 8) – Ch. 227)

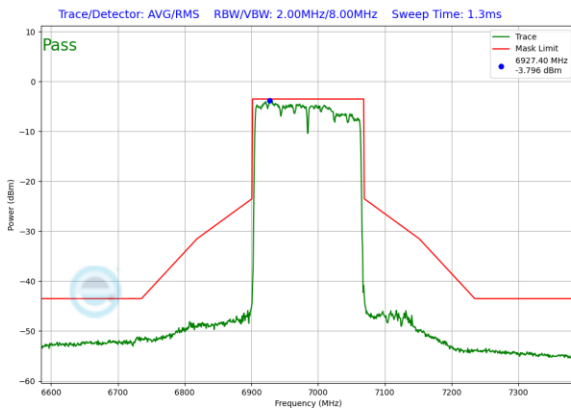


Plot 7-495. In-Band Emission Plot SDM Diversity Antenna 1b (80MHz 802.11ax (UNII Band 8) – Ch. 199)

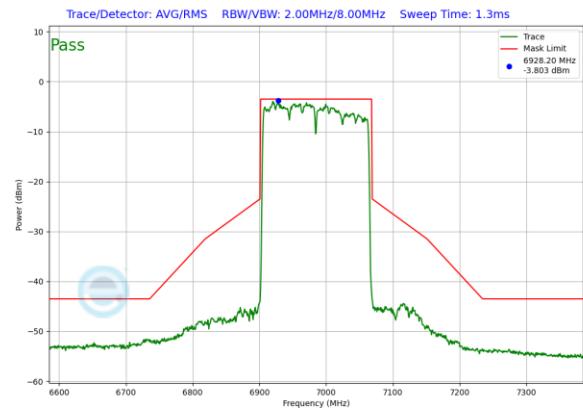
FCC ID: BCGA3267 IC: 579C-A3267		MEASUREMENT REPORT (CERTIFICATION)	Approved by: Technical Manager
Test Report S/N: 1C2410210073-23.BCG	Test Dates: 10/25/2024 - 1/6/2025	EUT Type: Tablet Device	Page 170 of 262

V 10.6 10/27/2023

Unless otherwise specified, no part of this report may be reproduced or utilized in any part, form or by any means, electronic or mechanical, including photocopying and microfilm, without permission in writing from Element Materials Technology. If you have any questions about this or have an enquiry about obtaining additional rights to this report or assembly of contents thereof, please contact ct.info@element.com.



Plot 7-496. In-Band Emission Plot SDM Diversity Antenna 3c
(160MHz 802.11ax (UNII Band 8) – Ch. 207)



Plot 7-497. In-Band Emission Plot SDM Diversity Antenna 1b
(160MHz 802.11ax (UNII Band 8) – Ch. 207)

FCC ID: BCGA3267 IC: 579C-A3267		MEASUREMENT REPORT (CERTIFICATION)	Approved by: Technical Manager
Test Report S/N: 1C2410210073-23.BCG	Test Dates: 10/25/2024 - 1/6/2025	EUT Type: Tablet Device	Page 171 of 262

V 10.6 10/27/2023

7.6 Contention Based Protocol

§15.407(d)(6), RSS-248 [4.7]

Test Overview and Limit

Indoor access points, subordinate devices and client devices operating in the 5.925-7.125 GHz band (herein referred to as unlicensed devices) are required to use technologies that include a contention-based protocol to avoid co-channel interference with incumbent devices sharing the band. To ensure incumbent co-channel operations are detected in a technology-agnostic manner, unlicensed devices are required to detect co-channel radio frequency energy (energy detect) and avoid simultaneous transmission.

Unlicensed indoor low-power devices must detect co-channel radio frequency power that is at least -62 dBm or lower. Upon detection of energy in the band, unlicensed low power indoor devices must vacate the channel and stay off the channel as long as detected radio frequency power is equal to or greater than the threshold (-62 dBm). The -62 dBm (or lower) threshold is referenced to a 0 dBi antenna gain.

To ensure incumbent operations are reliably detected in the band, low power indoor devices must detect RF energy throughout their intended operating channel.

Test Procedure Used

KDB 987594 D02 v03 – Section I

Test Settings

1. Configure the EUT to transmit with a constant duty cycle.
2. Set the operating parameters of the EUT including power level, operating frequency, modulation and bandwidth
3. Set the signal analyzer center frequency to the nominal EUT channel center frequency. The span range of the signal analyzer shall be between two times and five times the OBW of the EUT.
4. Connect the output port of the EUT to the signal analyzer 2, as shown in Figure 2. Ensure that the attenuator 2 provides enough attenuation to not overload the signal analyzer 2 receiver.
5. Monitoring the signal analyzer 2, verify the EUT is operating and transmitting with the parameters set at step two.
6. Using an AWGN signal source, generate (but do not transmit, i.e., RF OFF) a 10 MHz-wide AWGN signal. Use Table 1 to determine the center frequency of the 10 MHz AWGN signal relative to the EUT's channel bandwidth and center frequency.
7. Set the AWGN signal power to an extremely low level (more than 20 dB below the -62 dBm threshold). Connect the AWGN signal source, via a 3-dB splitter, to the signal analyzer 1 and the EUT as shown in Figure 2.
8. Transmit the AWGN signal (RF ON) and verify its characteristics on the signal analyzer 1.
9. Monitor the signal analyzer 2 to verify if the AWGN signal has been detected and the EUT has ceased transmission. If the EUT continues to transmit, then incrementally increase the AWGN signal power level until the EUT stops transmitting.
10. Including all losses in the RF paths) Determine and record the AWGN signal power level (at the EUT's antenna port) at which the EUT ceased transmission. Repeat the procedure at least 10 times to verify the EUT can detect an AWGN signal with 90% (or better) level of certainty.
11. Refer to Table 1 to determine number of times the detection threshold testing needs to be repeated. If testing is required more than once, then go back to step 5, choose a different center frequency for the AWGN signal and repeat the process.

FCC ID: BCGA3267 IC: 579C-A3267	 MEASUREMENT REPORT (CERTIFICATION)		Approved by: Technical Manager
Test Report S/N: 1C2410210073-23.BCG	Test Dates: 10/25/2024 - 1/6/2025	EUT Type: Tablet Device	Page 172 of 262

V 10.6 10/27/2023

Test Setup

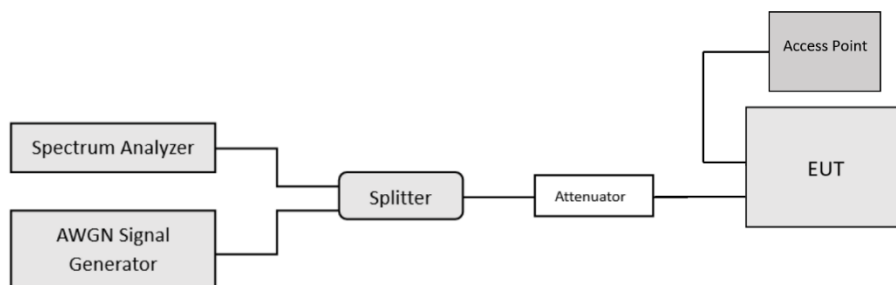



Figure 7-5. Contention-based protocol test setup, conducted method

Test Notes

1. The EUT does not supports channel puncturing.
2. Per guidance from KDB 987594 D02 v03, contention-based protocol was tested using an AWGN signal with a bandwidth of 10MHz. The amplitude of the signal was increased until detected by the EUT, signaled by the ceasing of transmission, marker indicates the point at which the AWGN signal is introduced.
3. Per KDB 987594 D04 v03, contention-based protocol was tested with receiver with the lowest antenna gain.
4. 15 trials were ran in order to assure that at least 90% of certainty was met.

$$\text{Detection Level} = \text{Injected AWGN Power (dBm)} - \text{Antenna Gain (dBi)} + \text{Path Loss (dB)}$$

Equation 7-1. Incumbent Detection Level Calculation

FCC ID: BCGA3267 IC: 579C-A3267	 MEASUREMENT REPORT (CERTIFICATION)		Approved by: Technical Manager
Test Report S/N: 1C2410210073-23.BCG	Test Dates: 10/25/2024 - 1/6/2025	EUT Type: Tablet Device	Page 173 of 262

V 10.6 10/27/2023

Band	Channel	Channel Frequency [MHz]	Channel BW [MHz]	Incumbent Frequency [MHz]	Injected (AWGN) [dBm]	Antenna Gain [dBi]	Adjusted Power Level [dBm]	Detection Limit [dBm]	Margin [dB]
UNII Band 5	53	6215	20	6215	-75.61	-3.10	-72.51	-62.0	-10.51
	47	6185	160	6110	-68.05	-3.10	-64.95	-62.0	-2.95
				6185	-68.27	-3.10	-65.17	-62.0	-3.17
				6260	-67.11	-3.10	-64.01	-62.0	-2.01
UNII Band 6	101	6455	20	6455	-72.77	-3.10	-69.67	-62.0	-7.67
	111	6505	160	6430	-66.13	-3.10	-63.03	-62.0	-1.03
				6505	-65.12	-3.10	-62.02	-62.0	-0.02
				6580	-66.08	-3.10	-62.98	-62.0	-0.98
UNII Band 7	149	6695	20	6695	-69.68	-3.10	-66.58	-62.0	-4.58
	143	6665	160	6590	-65.99	-3.10	-62.89	-62.0	-0.89
				6665	-66.01	-3.10	-62.91	-62.0	-0.91
				6740	-66.10	-3.10	-63.00	-62.0	-1.00
UNII Band 8	197	6935	20	6935	-71.73	-3.10	-68.63	-62.0	-6.63
	207	6985	160	6910	-65.92	-3.10	-62.82	-62.0	-0.82
				6985	-65.56	-3.10	-62.46	-62.0	-0.46
				7060	-65.62	-3.10	-62.52	-62.0	-0.52

Table 7-68. Contention Based Protocol – Incumbent Detection Results

Band	Channel	Channel Frequency [MHz]	Channel BW [MHz]	Incumbent Frequency [MHz]	EUT Transmission Status		
					Adjusted AWGN Power (dBm)		
					Normal	Minimal	Ceased
UNII Band 5	53	6215	20	6215	-83.69	-73.76	-72.51
	47	6185	160	6110	-76.13	-66.20	-64.95
				6185	-76.34	-66.42	-65.17
				6260	-75.19	-65.26	-64.01
UNII Band 6	101	6455	20	6455	-80.84	-70.92	-69.67
	111	6505	160	6430	-74.21	-64.28	-63.03
				6505	-73.20	-63.27	-62.02
				6580	-74.16	-64.23	-62.98
UNII Band 7	149	6695	20	6695	-77.56	-67.80	-66.58
	143	6665	160	6750	-73.87	-64.11	-62.89
				6825	-73.89	-64.13	-62.91
				6900	-73.98	-64.22	-63.00
UNII Band 8	197	6935	20	6935	-79.61	-69.85	-68.63
	207	6985	160	6910	-73.80	-64.04	-62.82
				6985	-73.44	-63.68	-62.46
				7060	-73.50	-63.74	-62.52

Table 7-69. Contention Based Protocol – Detection Results – All Tx Cases

FCC ID: BCGA3267 IC: 579C-A3267	 MEASUREMENT REPORT (CERTIFICATION)		Approved by: Technical Manager
Test Report S/N: 1C2410210073-23.BCG	Test Dates: 10/25/2024 - 1/6/2025	EUT Type: Tablet Device	Page 174 of 262

V 10.6 10/27/2023

CBP Detection (1 = Detection, Blank = No Detection)																					
Band	Channel	Channel Frequency [MHz]	Channel BW [MHz]	1	2	3	4	5	6	7	8	9	10	11	12	13	14	15	Detection Rate [%]	Limit [%]	Pass/Fail
UNII Band 5	53	6215	20	1	1	1	1	1	1	1	1	1	1	1	1	1	1	1	100.0	90	Pass
	47	6185	160	1	1	1	1	1	1	1	1	1	1	1	1	1	1	1	100.0	90	Pass
				1	1	1	1	1	1	1	1	1	1	1	1	1	1	100.0	90	Pass	
				1	1	1	1	1	1	1	1	1	1	1	1	1	1	100.0	90	Pass	
UNII Band 6	101	6455	20	1	1	1	1	1	1	1	1	1	1	1	1	1	1	1	100.0	90	Pass
	111	6505	160	1	1	1	1	1	1	1	1	1	1	1	1	1	1	1	100.0	90	Pass
				1	1	1	1	1	1	1	1	1	1	1	1	1	1	100.0	90	Pass	
				1	1	1	1	1	1	1	1	1	1	1	1	1	1	100.0	90	Pass	
UNII Band 7	149	6695	20	1	1	1	1	1	1	1	1	1	1	1	1	1	1	1	100.0	90	Pass
	143	6665	160	1	1	1	1	1	1	1	1	1	1	1	1	1	1	1	100.0	90	Pass
				1	1	1	1	1	1	1	1	1	1	1	1	1	1	100.0	90	Pass	
				1	1	1	1	1	1	1	1	1	1	1	1	1	1	100.0	90	Pass	
UNII Band 8	197	6935	20	1	1	1	1	1	1	1	1	1	1	1	1	1	1	1	100.0	90	Pass
	207	6985	160	1	1	1	1	1	1	1	1	1	1	1	1	1	1	1	100.0	90	Pass
				1	1	1	1	1	1	1	1	1	1	1	1	1	1	100.0	90	Pass	
				1	1	1	1	1	1	1	1	1	1	1	1	1	1	100.0	90	Pass	

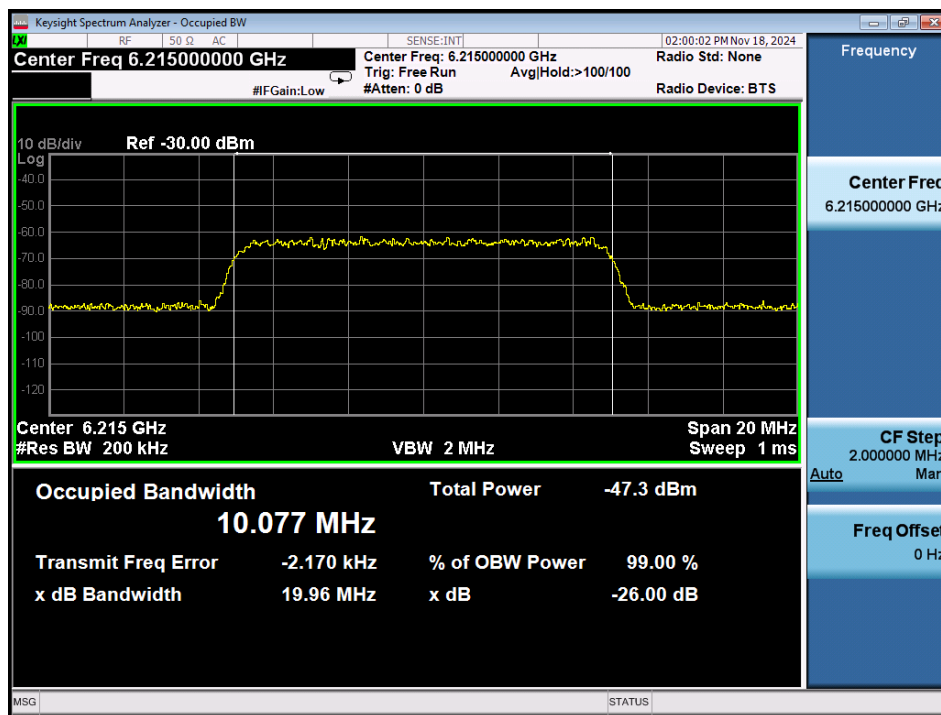
Table 7-70. Contention Based Protocol – Incumbent Detection Trial Results

FCC ID: BCGA3267 IC: 579C-A3267		MEASUREMENT REPORT (CERTIFICATION)	Approved by: Technical Manager
Test Report S/N: 1C2410210073-23.BCG	Test Dates: 10/25/2024 - 1/6/2025	EUT Type: Tablet Device	Page 175 of 262

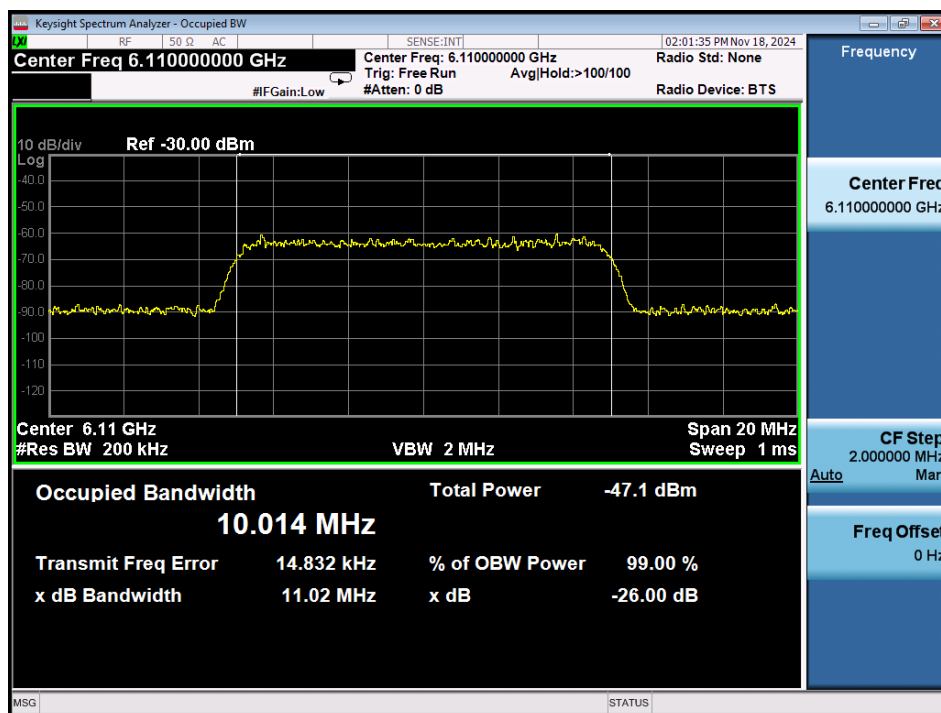
V 10.6 10/27/2023

Unless otherwise specified, no part of this report may be reproduced or utilized in any part, form or by any means, electronic or mechanical, including photocopying and microfilm, without permission in writing from Element Material Technology. If you have any questions about this or have an enquiry about obtaining additional rights to this report or assembly of contents thereof, please contact ct.info@element.com.

AWGN Plots



Plot 7-498. AWGN Signal – UNII 5 – 20MHz

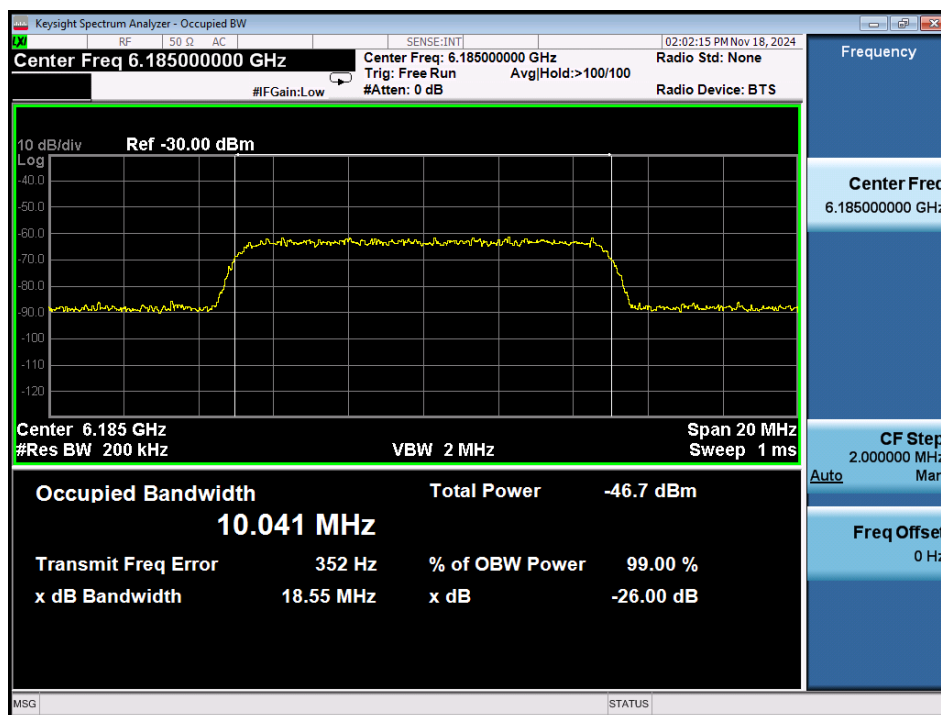


Plot 7-499. AWGN Signal – UNII 5 – 160MHz - Low

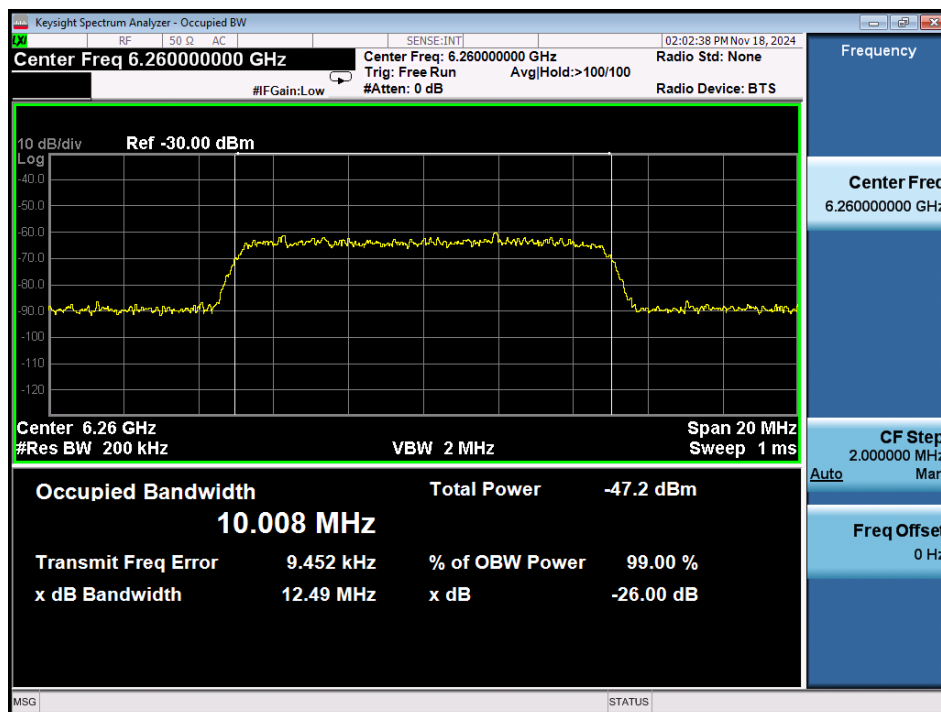
FCC ID: BCGA3267 IC: 579C-A3267		MEASUREMENT REPORT (CERTIFICATION)	Approved by: Technical Manager
Test Report S/N: 1C2410210073-23.BCG	Test Dates: 10/25/2024 - 1/6/2025	EUT Type: Tablet Device	Page 176 of 262

V 10.6 10/27/2023


Unless otherwise specified, no part of this report may be reproduced or utilized in any part, form or by any means, electronic or mechanical, including photocopying and microfilm, without permission in writing from Element Material Technology. If you have any questions about this or have an enquiry about obtaining additional rights to this report or assembly of contents thereof, please contact ct.info@element.com.



Plot 7-500. AWGN Signal – UNII 5 – 160MHz – Mid

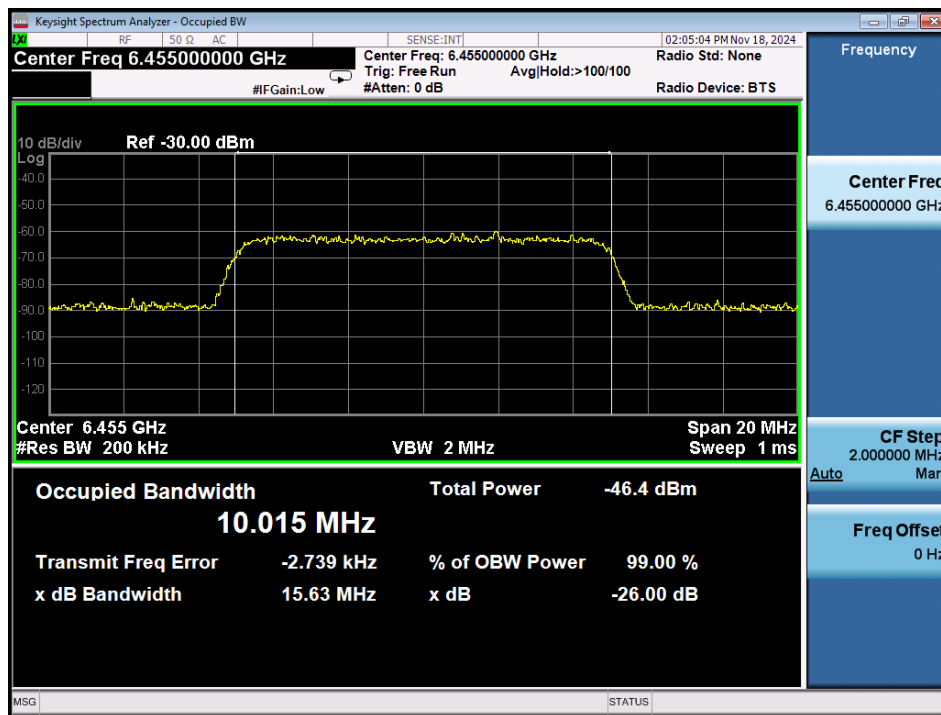


Plot 7-501. AWGN Signal – UNII 5 – 160MHz - High

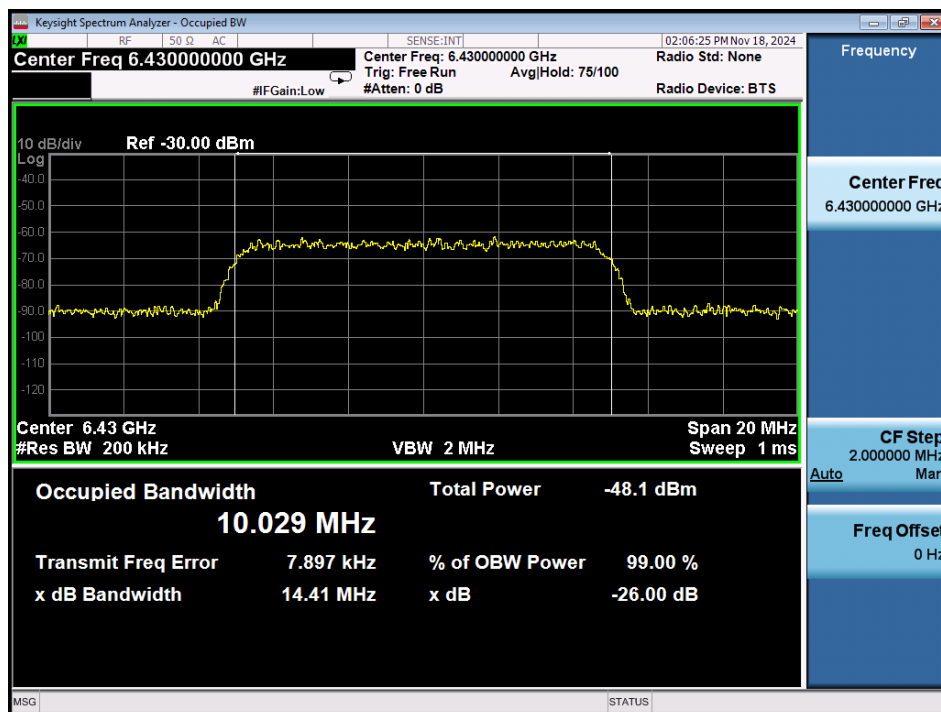
FCC ID: BCGA3267 IC: 579C-A3267		MEASUREMENT REPORT (CERTIFICATION)	Approved by: Technical Manager
Test Report S/N: 1C2410210073-23.BCG	Test Dates: 10/25/2024 - 1/6/2025	EUT Type: Tablet Device	Page 177 of 262

V 10.6 10/27/2023

Unless otherwise specified, no part of this report may be reproduced or utilized in any part, form or by any means, electronic or mechanical, including photocopying and microfilm, without permission in writing from Element Material Technology. If you have any questions about this or have an enquiry about obtaining additional rights to this report or assembly of contents thereof, please contact ct.info@element.com.



Plot 7-502. AWGN Signal – UNII 6 – 20MHz

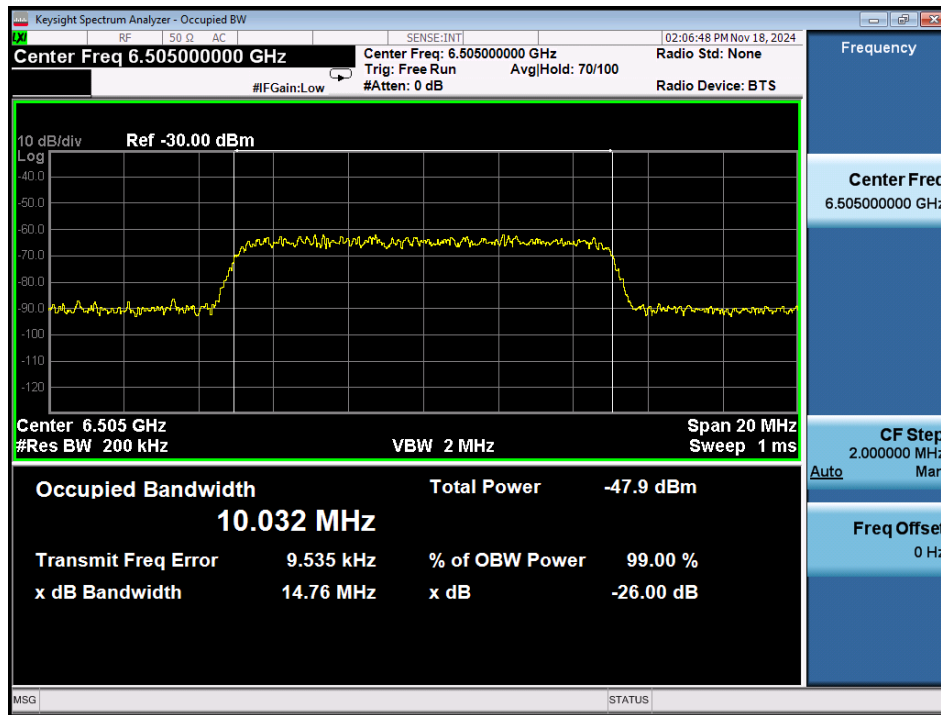


Plot 7-503. AWGN Signal – UNII 6 – 160MHz - Low

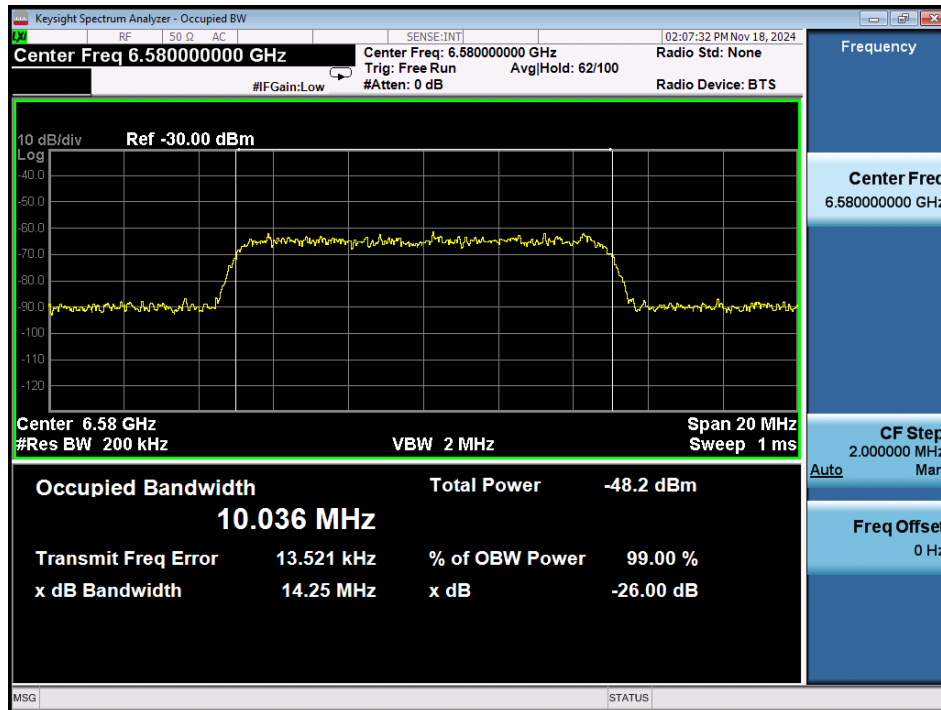
FCC ID: BCGA3267 IC: 579C-A3267		MEASUREMENT REPORT (CERTIFICATION)	Approved by: Technical Manager
Test Report S/N: 1C2410210073-23.BCG	Test Dates: 10/25/2024 - 1/6/2025	EUT Type: Tablet Device	Page 178 of 262

V 10.6 10/27/2023

Unless otherwise specified, no part of this report may be reproduced or utilized in any part, form or by any means, electronic or mechanical, including photocopying and microfilm, without permission in writing from Element Material Technology. If you have any questions about this or have an enquiry about obtaining additional rights to this report or assembly of contents thereof, please contact ct.info@element.com.



Plot 7-504. AWGN Signal – UNII 6 – 160MHz – Mid

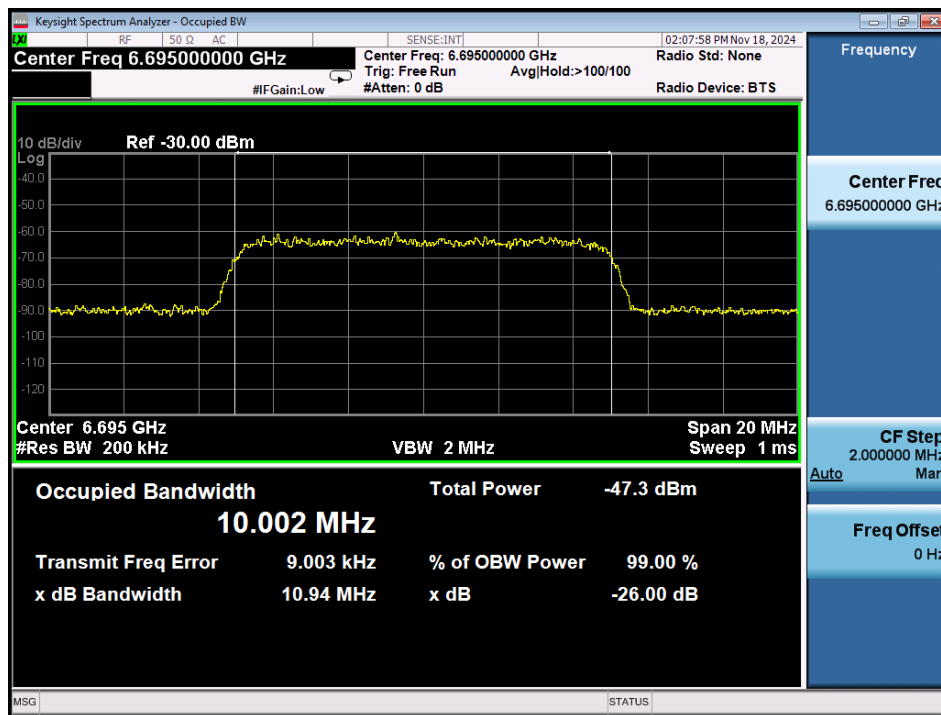


Plot 7-505. AWGN Signal – UNII 6 – 160MHz - High

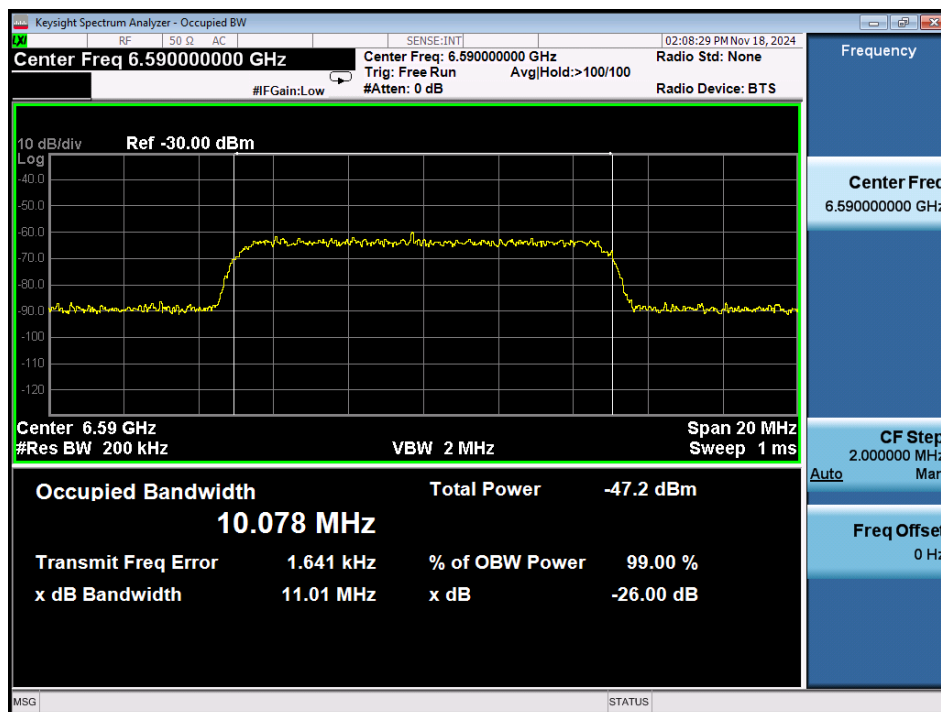
FCC ID: BCGA3267 IC: 579C-A3267		MEASUREMENT REPORT (CERTIFICATION)	Approved by: Technical Manager
Test Report S/N: 1C2410210073-23.BCG	Test Dates: 10/25/2024 - 1/6/2025	EUT Type: Tablet Device	Page 179 of 262

V 10.6 10/27/2023

Unless otherwise specified, no part of this report may be reproduced or utilized in any part, form or by any means, electronic or mechanical, including photocopying and microfilm, without permission in writing from Element Material Technology. If you have any questions about this or have an enquiry about obtaining additional rights to this report or assembly of contents thereof, please contact ct.info@element.com.



Plot 7-506. AWGN Signal – UNII 7 – 20MHz

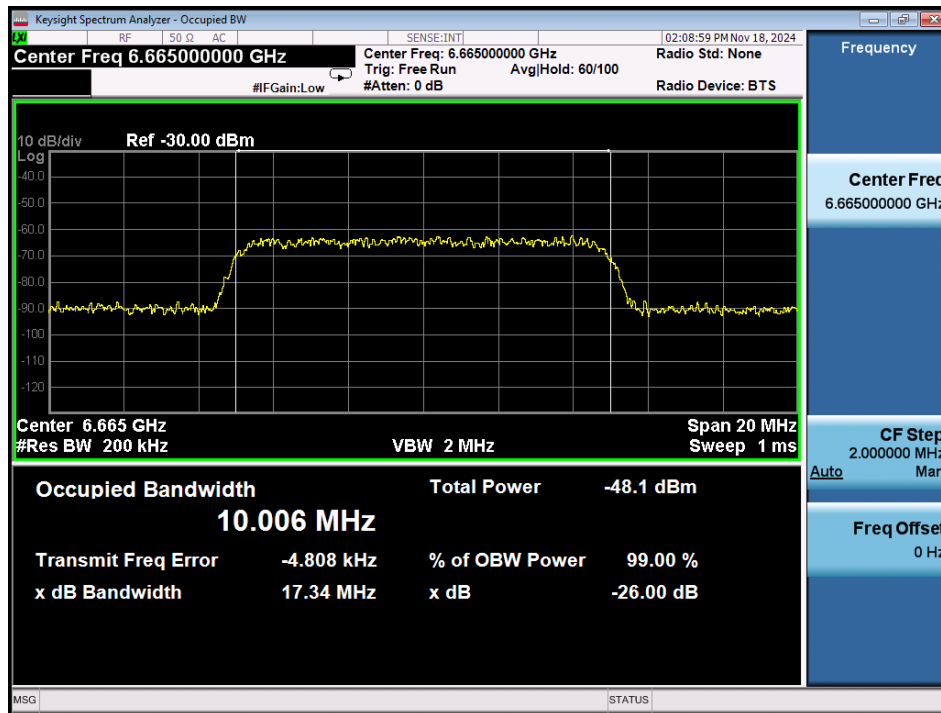


Plot 7-507. AWGN Signal – UNII 7 – 160MHz - Low

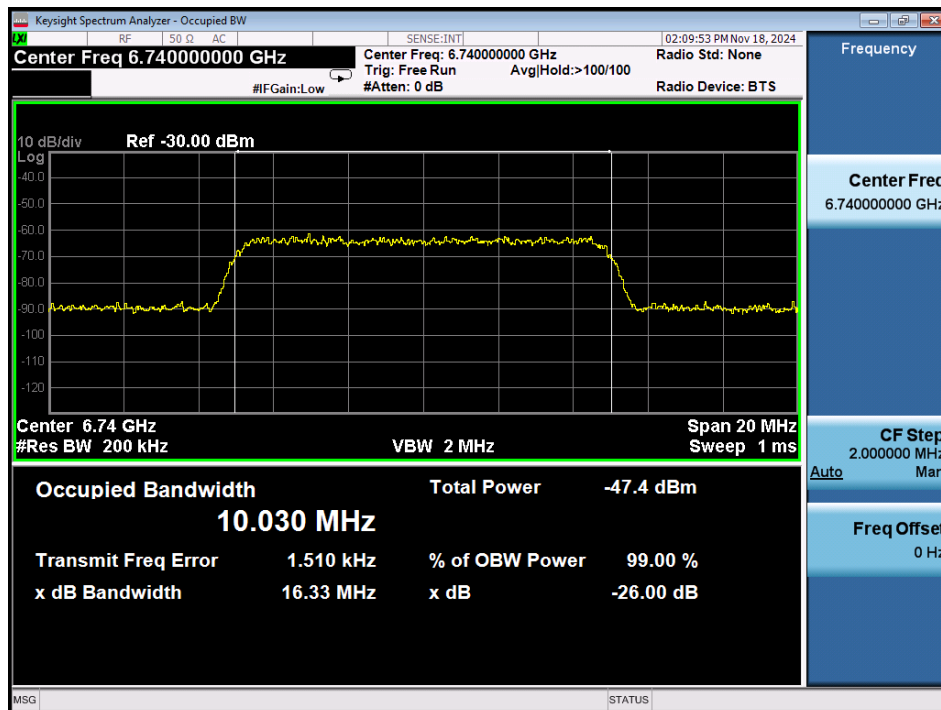
FCC ID: BCGA3267 IC: 579C-A3267		MEASUREMENT REPORT (CERTIFICATION)	Approved by: Technical Manager
Test Report S/N: 1C2410210073-23.BCG	Test Dates: 10/25/2024 - 1/6/2025	EUT Type: Tablet Device	Page 180 of 262

V 10.6 10/27/2023

Unless otherwise specified, no part of this report may be reproduced or utilized in any part, form or by any means, electronic or mechanical, including photocopying and microfilm, without permission in writing from Element Material Technology. If you have any questions about this or have an enquiry about obtaining additional rights to this report or assembly of contents thereof, please contact ct.info@element.com.



Plot 7-508. AWGN Signal – UNII 7 – 160MHz – Mid

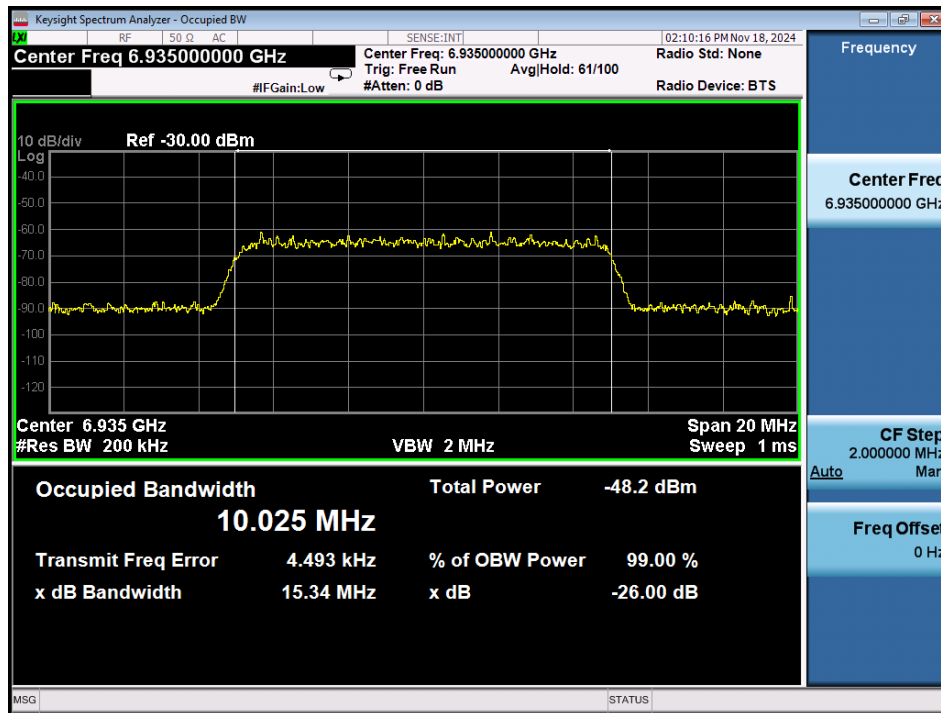


Plot 7-509. AWGN Signal – UNII 7 – 160MHz - High

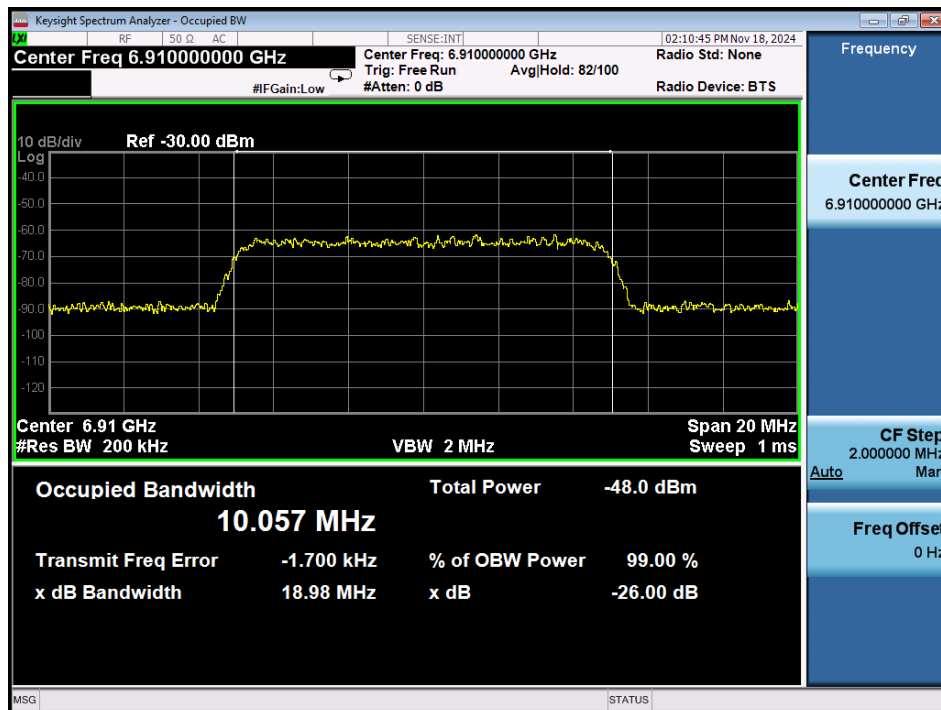
FCC ID: BCGA3267 IC: 579C-A3267		MEASUREMENT REPORT (CERTIFICATION)	Approved by: Technical Manager
Test Report S/N: 1C2410210073-23.BCG	Test Dates: 10/25/2024 - 1/6/2025	EUT Type: Tablet Device	Page 181 of 262

V 10.6 10/27/2023

Unless otherwise specified, no part of this report may be reproduced or utilized in any part, form or by any means, electronic or mechanical, including photocopying and microfilm, without permission in writing from Element Material Technology. If you have any questions about this or have an enquiry about obtaining additional rights to this report or assembly of contents thereof, please contact ct.info@element.com.



Plot 7-510. AWGN Signal – UNII 8 – 20MHz

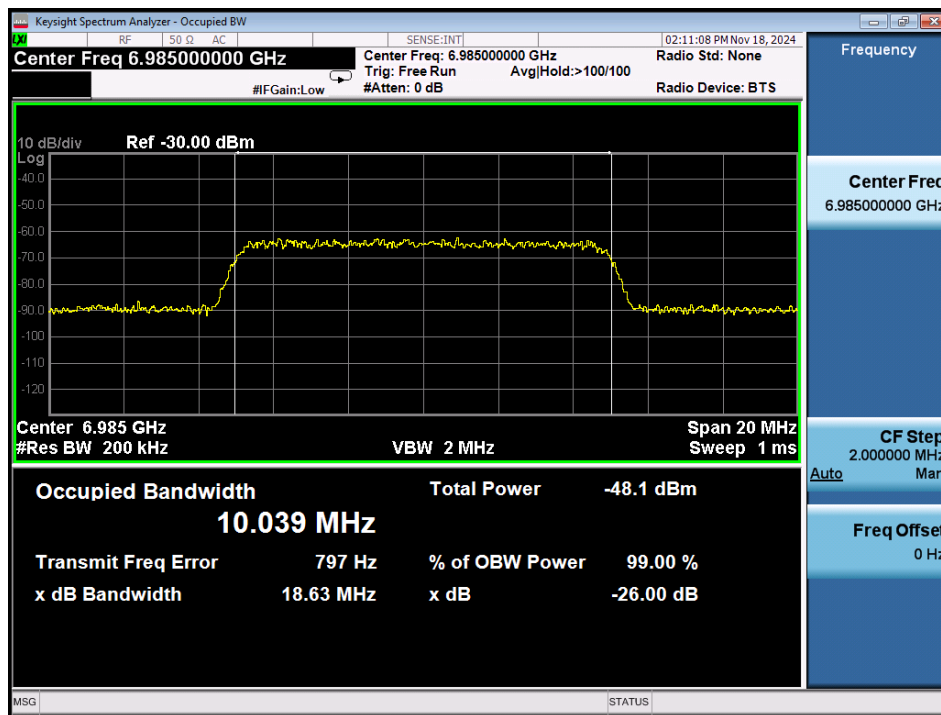


Plot 7-511. AWGN Signal – UNII 8 – 160MHz - Low

FCC ID: BCGA3267 IC: 579C-A3267		MEASUREMENT REPORT (CERTIFICATION)	Approved by: Technical Manager
Test Report S/N: 1C2410210073-23.BCG	Test Dates: 10/25/2024 - 1/6/2025	EUT Type: Tablet Device	Page 182 of 262

V 10.6 10/27/2023

Unless otherwise specified, no part of this report may be reproduced or utilized in any part, form or by any means, electronic or mechanical, including photocopying and microfilm, without permission in writing from Element Material Technology. If you have any questions about this or have an enquiry about obtaining additional rights to this report or assembly of contents thereof, please contact ct.info@element.com.



Plot 7-512. AWGN Signal – UNII 8 – 160MHz – Mid

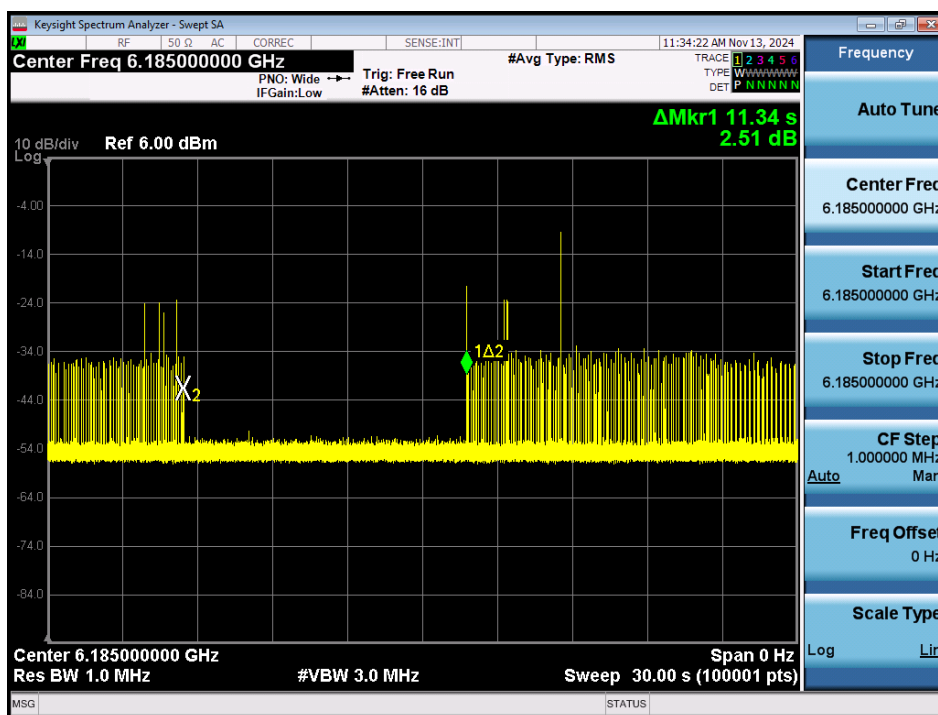


Plot 7-513. AWGN Signal – UNII 8 – 160MHz - High

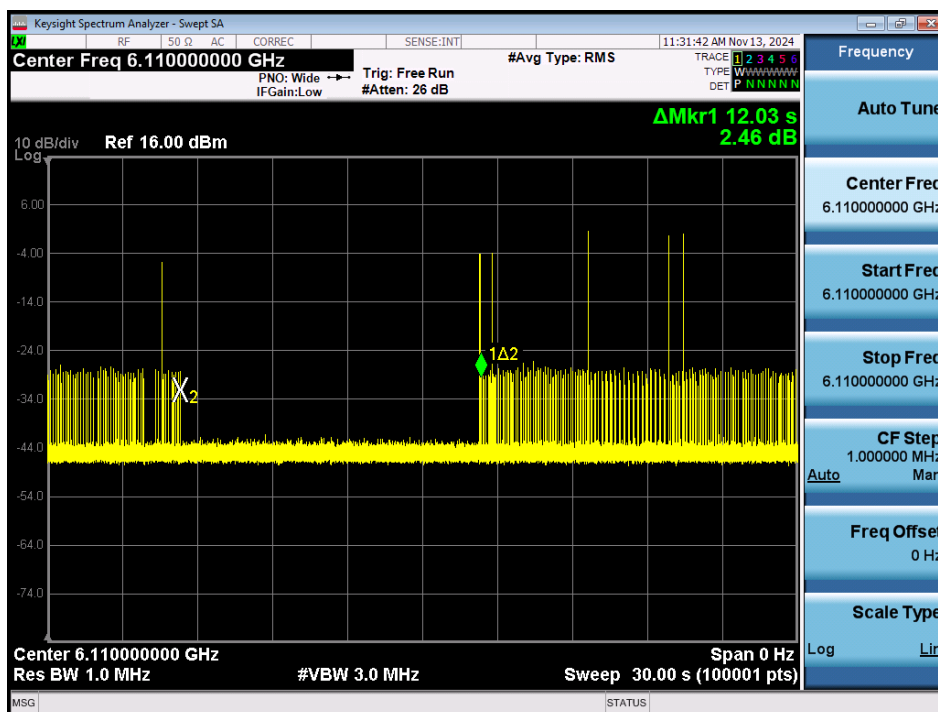
FCC ID: BCGA3267 IC: 579C-A3267	element	MEASUREMENT REPORT (CERTIFICATION)	Approved by: Technical Manager
Test Report S/N: 1C2410210073-23.BCG	Test Dates: 10/25/2024 - 1/6/2025	EUT Type: Tablet Device	Page 183 of 262

V 10.6 10/27/2023


Contention-Based Protocol Timing Plots



Plot 7-514. Contention Based Protocol Timing Plot – UNII 5 – 20MHz Channel 53

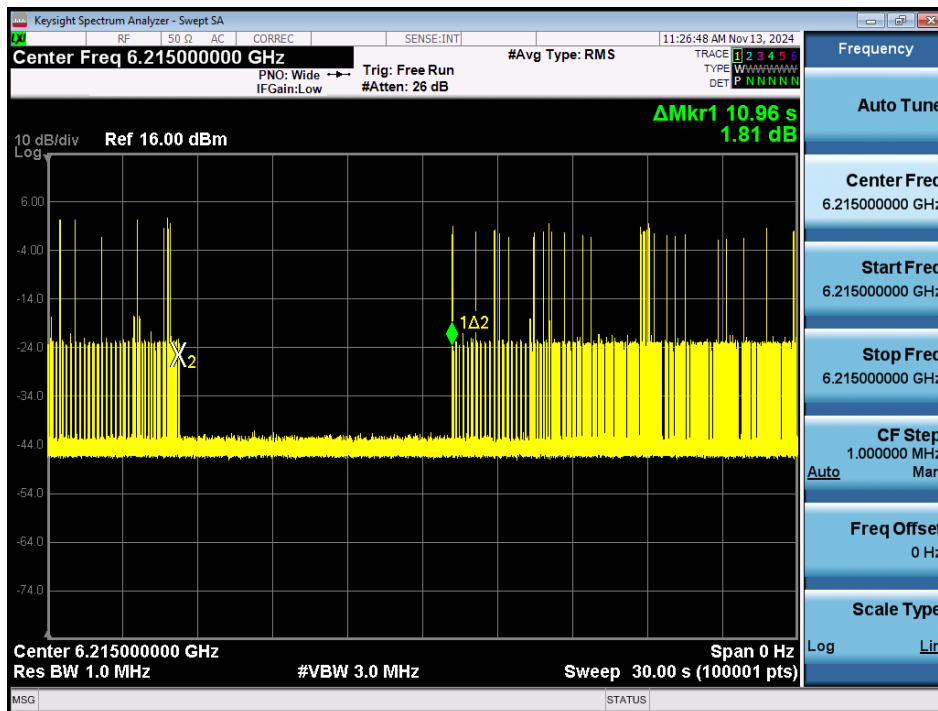


Plot 7-515. Contention Based Protocol Timing Plot – UNII 5 – 160MHz Channel 47 – Low

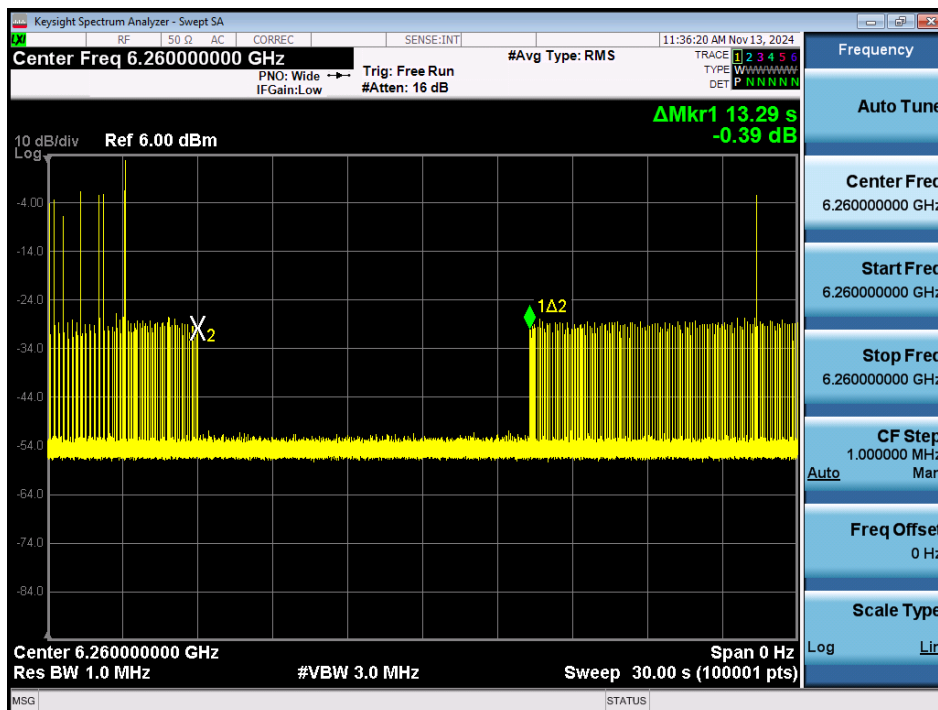
FCC ID: BCGA3267 IC: 579C-A3267		MEASUREMENT REPORT (CERTIFICATION)	Approved by: Technical Manager
Test Report S/N: 1C2410210073-23.BCG	Test Dates: 10/25/2024 - 1/6/2025	EUT Type: Tablet Device	Page 184 of 262

V 10.6 10/27/2023

Unless otherwise specified, no part of this report may be reproduced or utilized in any part, form or by any means, electronic or mechanical, including photocopying and microfilm, without permission in writing from Element Material Technology. If you have any questions about this or have an enquiry about obtaining additional rights to this report or assembly of contents thereof, please contact ct.info@element.com.



Plot 7-516. Contention Based Protocol Timing Plot –UNII 5 – 160MHz Channel 47 – Mid

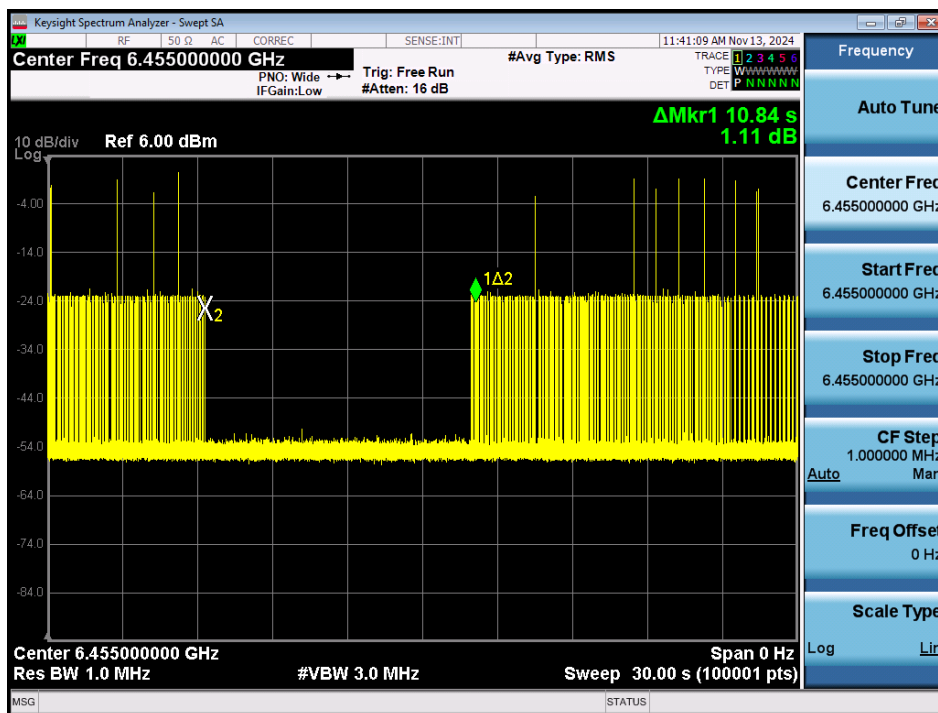


Plot 7-517. Contention Based Protocol Timing Plot – UNII 5 – 160MHz Channel 47 – High

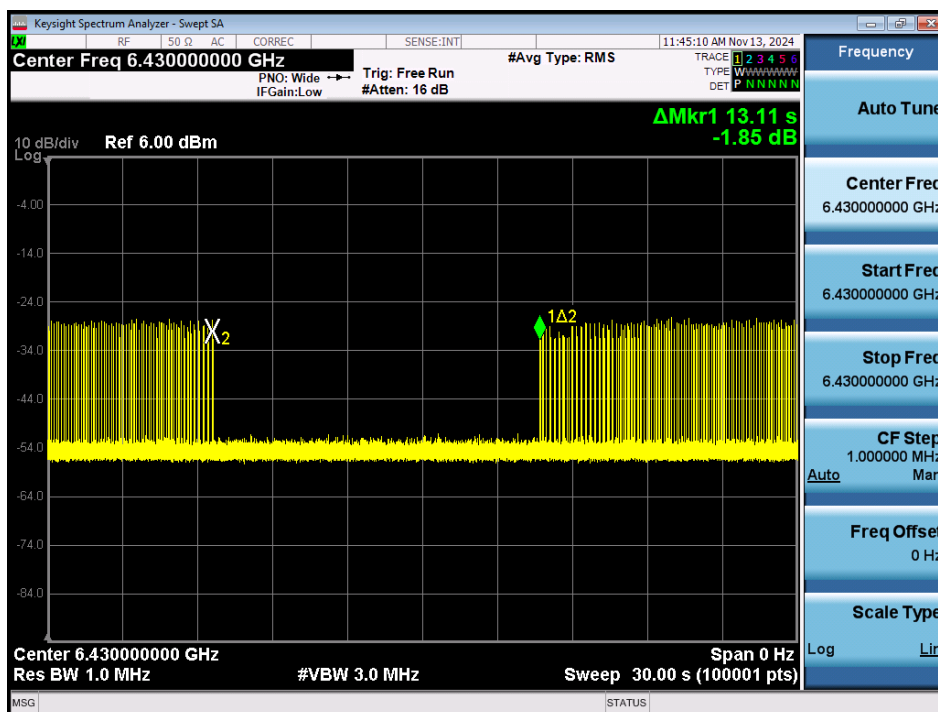
FCC ID: BCGA3267 IC: 579C-A3267	element	MEASUREMENT REPORT (CERTIFICATION)	Approved by: Technical Manager
Test Report S/N: 1C2410210073-23.BCG	Test Dates: 10/25/2024 - 1/6/2025	EUT Type: Tablet Device	Page 185 of 262

V 10.6 10/27/2023

Unless otherwise specified, no part of this report may be reproduced or utilized in any part, form or by any means, electronic or mechanical, including photocopying and microfilm, without permission in writing from Element Material Technology. If you have any questions about this or have an enquiry about obtaining additional rights to this report or assembly of contents thereof, please contact ct.info@element.com.



Plot 7-518. Contention Based Protocol Timing Plot – UNII 6 – 20MHz Channel 101

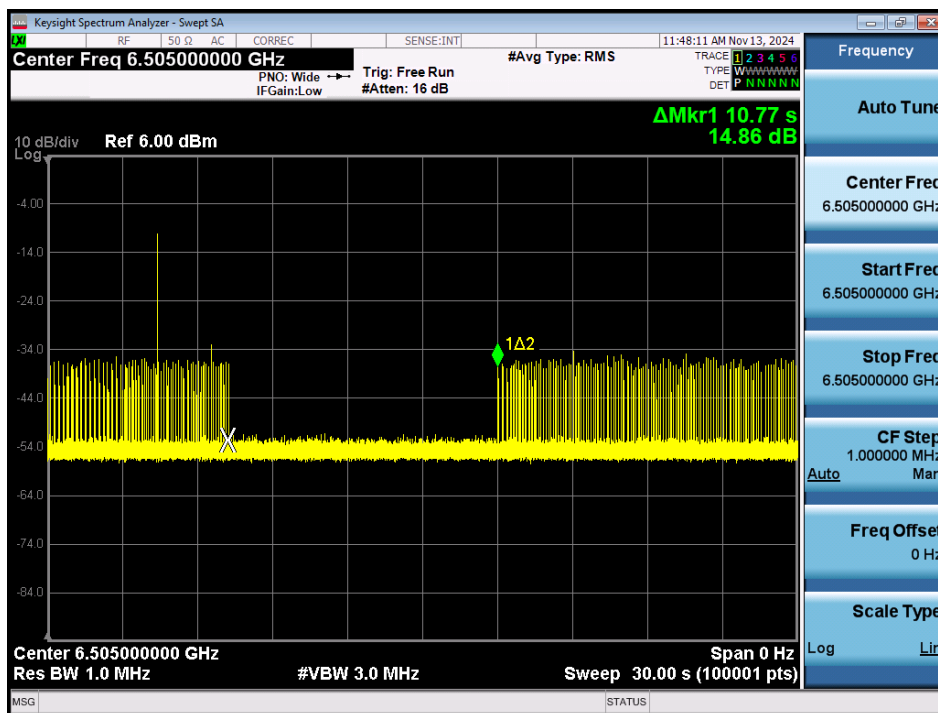


Plot 7-519. Contention Based Protocol Timing Plot – UNII 6 – 160MHz Channel 111 – Low

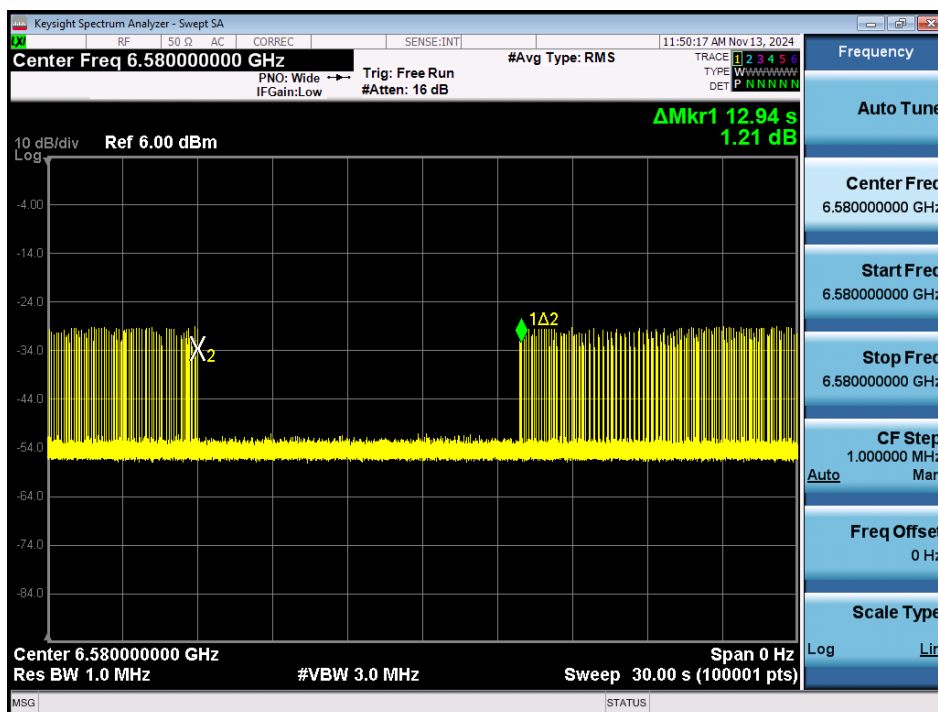
FCC ID: BCGA3267 IC: 579C-A3267	element	MEASUREMENT REPORT (CERTIFICATION)	Approved by: Technical Manager
Test Report S/N: 1C2410210073-23.BCG	Test Dates: 10/25/2024 - 1/6/2025	EUT Type: Tablet Device	Page 186 of 262

V 10.6 10/27/2023

Unless otherwise specified, no part of this report may be reproduced or utilized in any part, form or by any means, electronic or mechanical, including photocopying and microfilm, without permission in writing from Element Material Technology. If you have any questions about this or have an enquiry about obtaining additional rights to this report or assembly of contents thereof, please contact ct.info@element.com.



Plot 7-520. Contention Based Protocol Timing Plot – UNII 6 – 160MHz Channel 111 – Mid

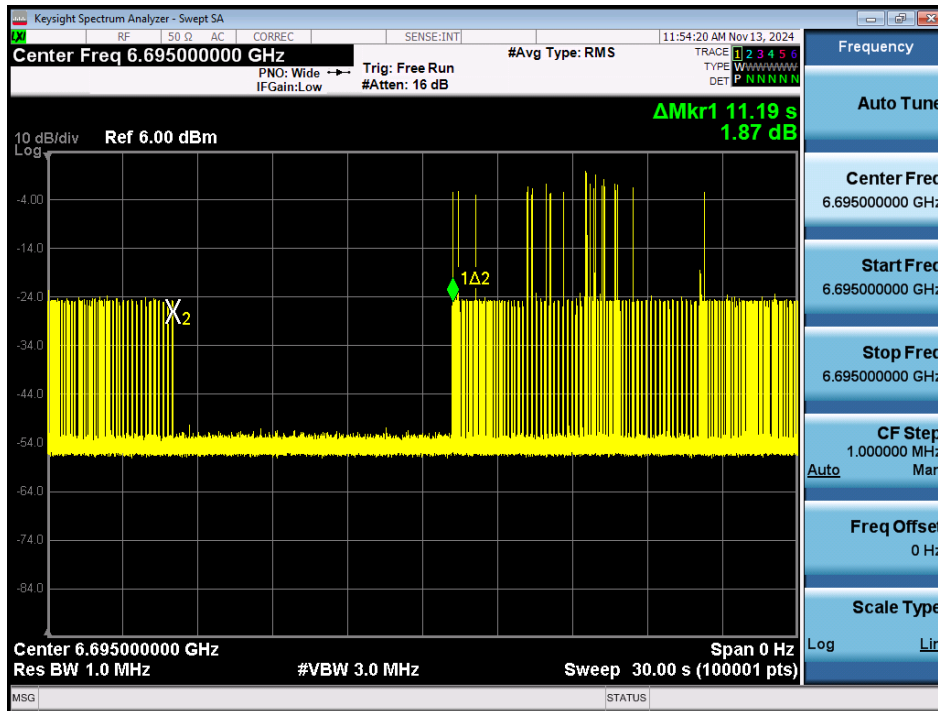


Plot 7-521. Contention Based Protocol Timing Plot – UNII 6 – 160MHz Channel 111 – High

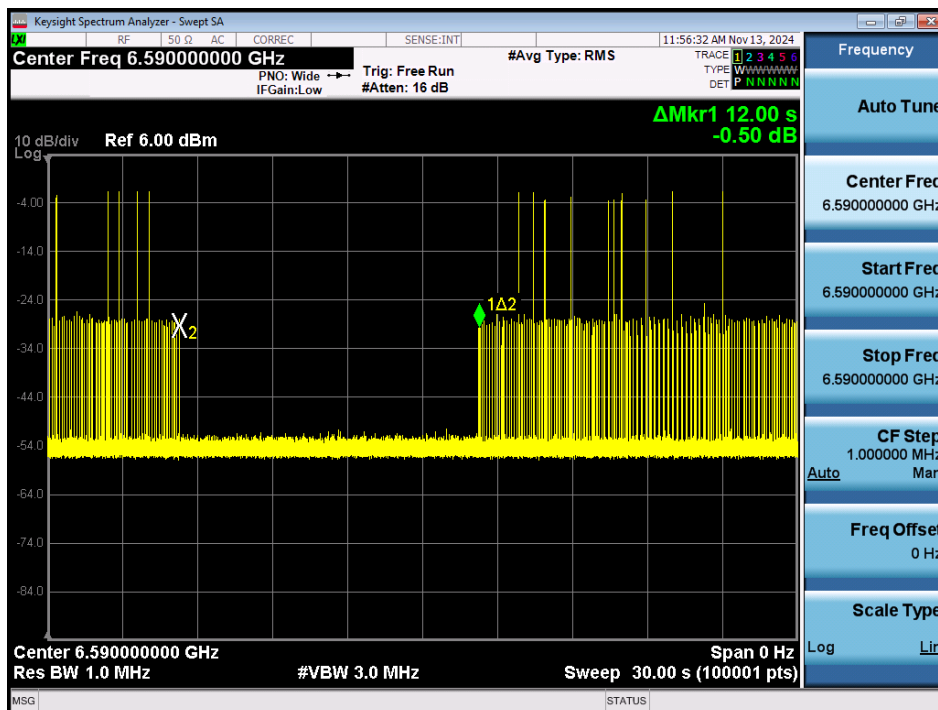
FCC ID: BCGA3267 IC: 579C-A3267	element	MEASUREMENT REPORT (CERTIFICATION)	Approved by: Technical Manager
Test Report S/N: 1C2410210073-23.BCG	Test Dates: 10/25/2024 - 1/6/2025	EUT Type: Tablet Device	Page 187 of 262

V 10.6 10/27/2023

Unless otherwise specified, no part of this report may be reproduced or utilized in any part, form or by any means, electronic or mechanical, including photocopying and microfilm, without permission in writing from Element Material Technology. If you have any questions about this or have an enquiry about obtaining additional rights to this report or assembly of contents thereof, please contact ct.info@element.com.



Plot 7-522. Contention Based Protocol Timing Plot – UNII 7 – 20MHz Channel 149

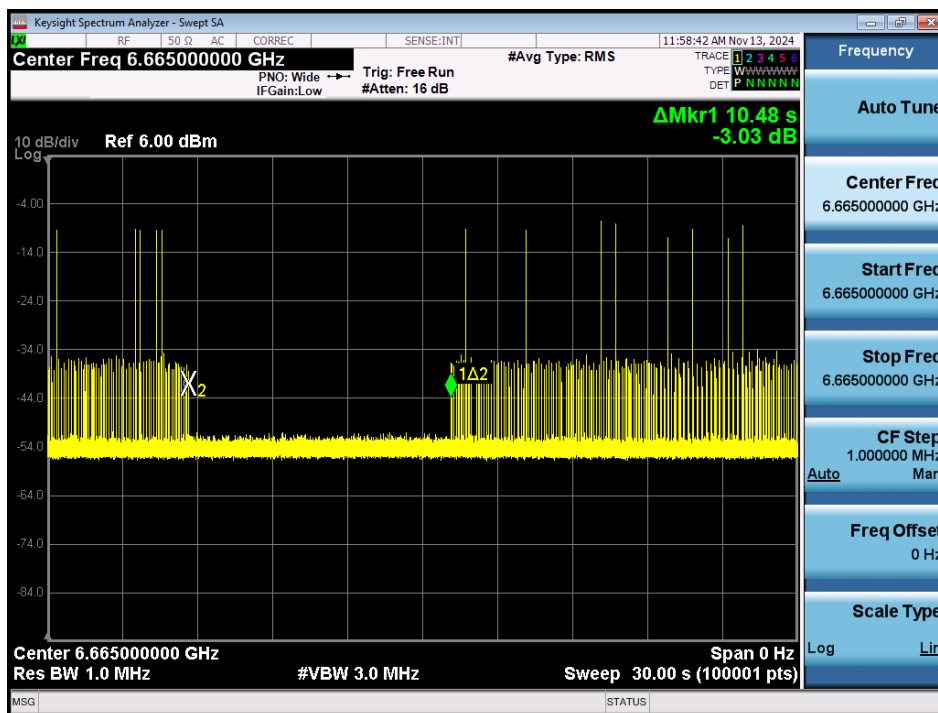


Plot 7-523. Contention Based Protocol Timing Plot – UNII 7 – 160MHz Channel 143 – Low

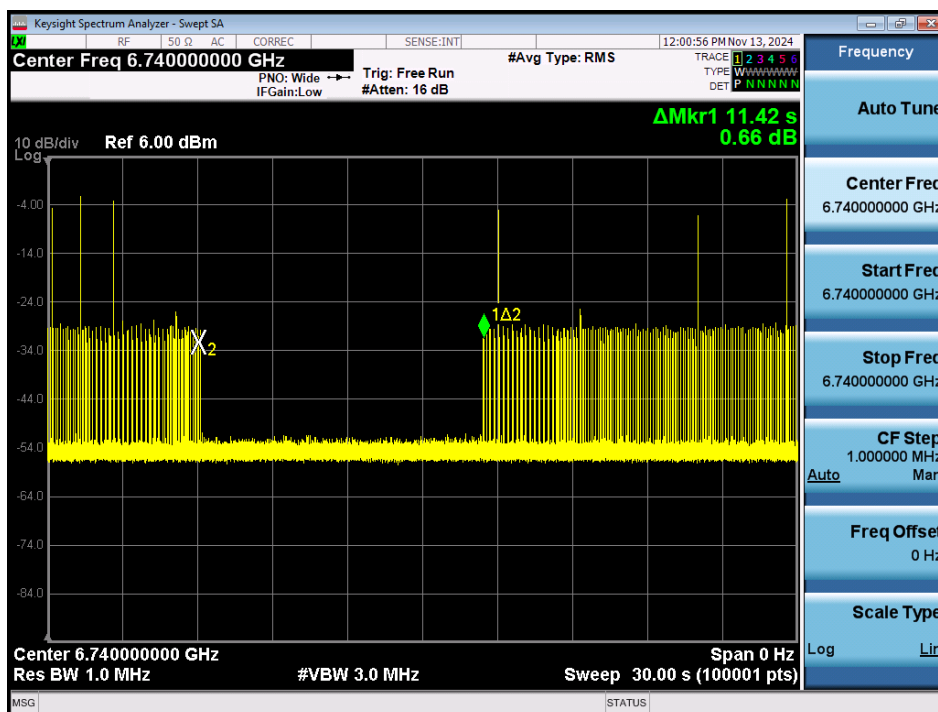
FCC ID: BCGA3267 IC: 579C-A3267	element	MEASUREMENT REPORT (CERTIFICATION)	Approved by: Technical Manager
Test Report S/N: 1C2410210073-23.BCG	Test Dates: 10/25/2024 - 1/6/2025	EUT Type: Tablet Device	Page 188 of 262

V 10.6 10/27/2023

Unless otherwise specified, no part of this report may be reproduced or utilized in any part, form or by any means, electronic or mechanical, including photocopying and microfilm, without permission in writing from Element Material Technology. If you have any questions about this or have an enquiry about obtaining additional rights to this report or assembly of contents thereof, please contact ct.info@element.com.



Plot 7-524. Contention Based Protocol Timing Plot – UNII 7 – 160MHz Channel 143 – Mid

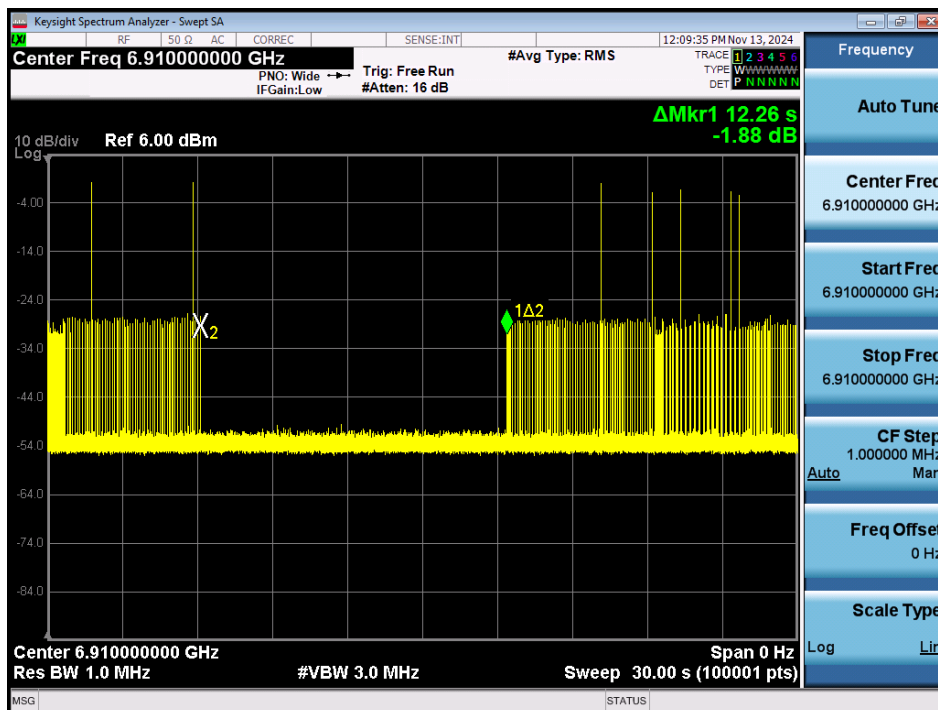
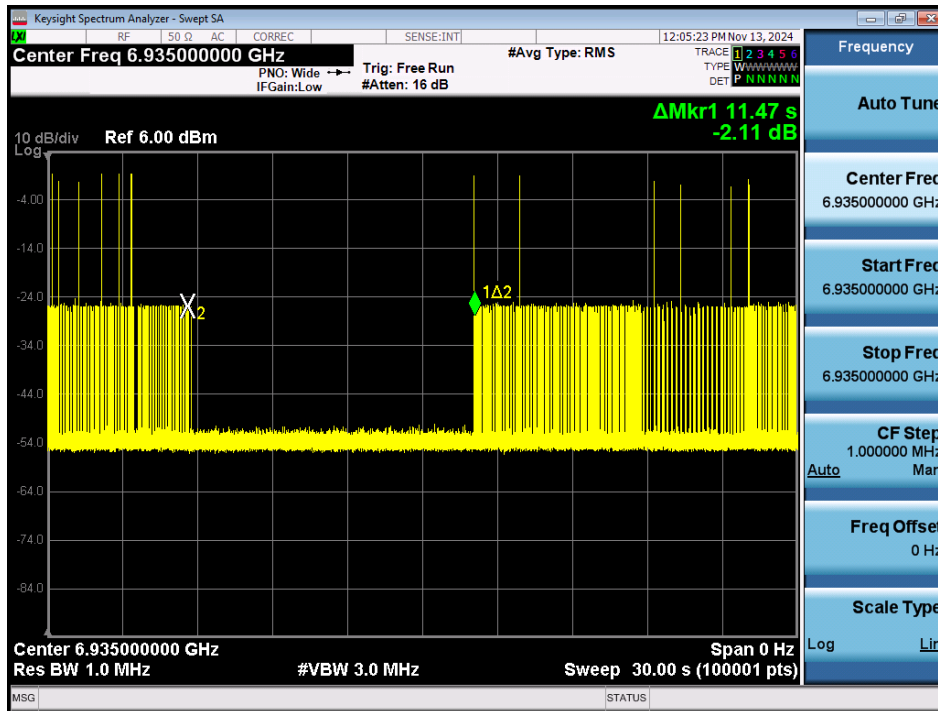


Plot 7-525. Contention Based Protocol Timing Plot – UNII 7 – 160MHz Channel 143 – High

FCC ID: BCGA3267 IC: 579C-A3267	element	MEASUREMENT REPORT (CERTIFICATION)	Approved by: Technical Manager
Test Report S/N: 1C2410210073-23.BCG	Test Dates: 10/25/2024 - 1/6/2025	EUT Type: Tablet Device	Page 189 of 262

V 10.6 10/27/2023

Unless otherwise specified, no part of this report may be reproduced or utilized in any part, form or by any means, electronic or mechanical, including photocopying and microfilm, without permission in writing from Element Material Technology. If you have any questions about this or have an enquiry about obtaining additional rights to this report or assembly of contents thereof, please contact ct.info@element.com.

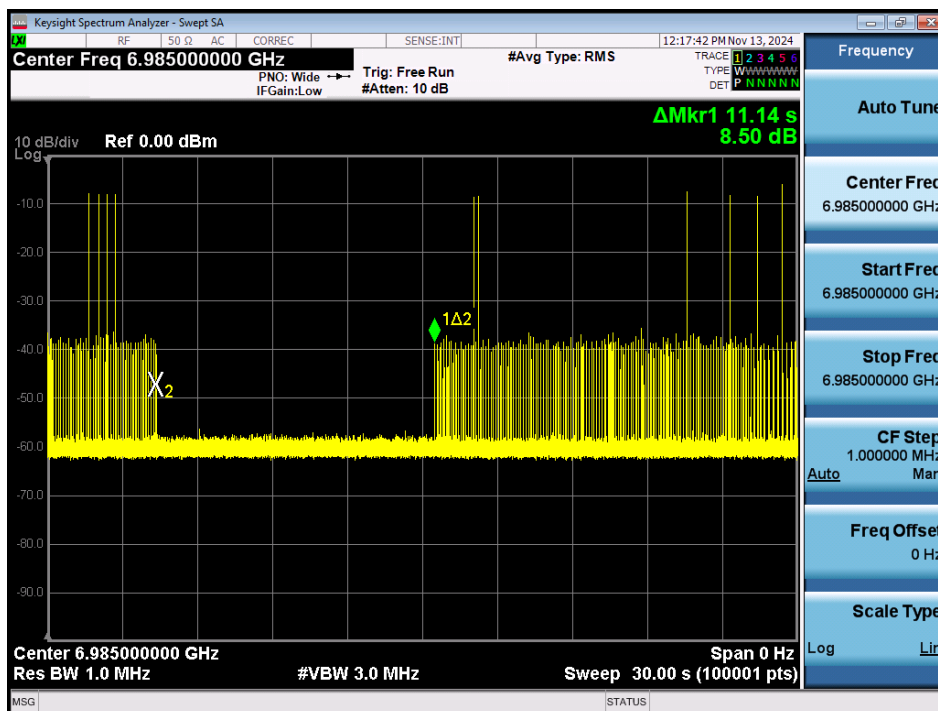


Plot 7-527. Contention Based Protocol Timing Plot – UNII 8 – 160MHz Channel 207 – Low

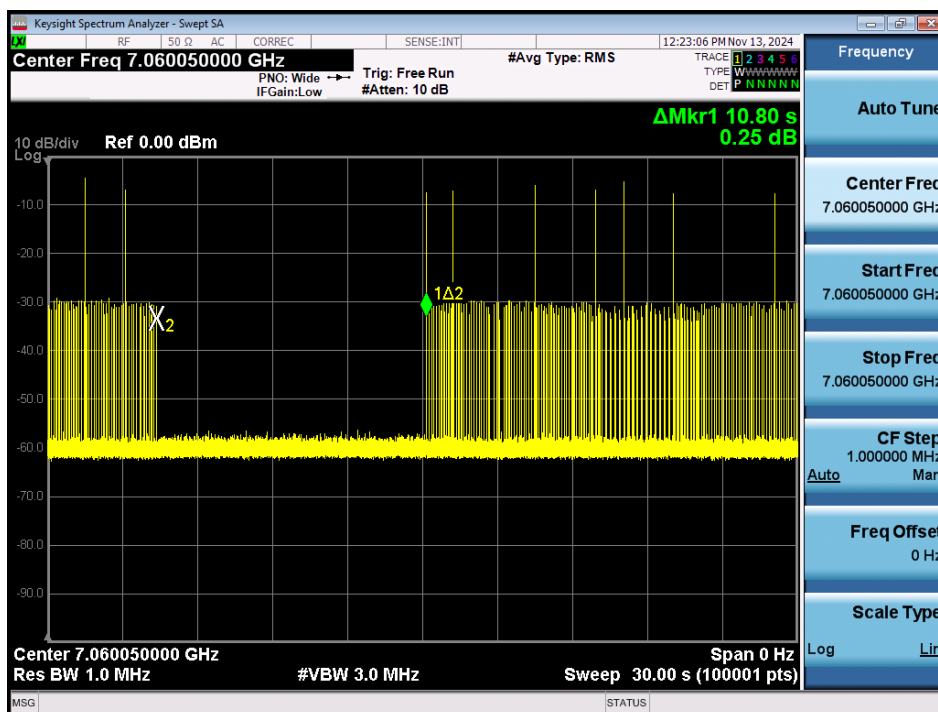
FCC ID: BCGA3267 IC: 579C-A3267	element	MEASUREMENT REPORT (CERTIFICATION)	Approved by: Technical Manager
Test Report S/N: 1C2410210073-23.BCG	Test Dates: 10/25/2024 - 1/6/2025	EUT Type: Tablet Device	Page 190 of 262

V 10.6 10/27/2023

Unless otherwise specified, no part of this report may be reproduced or utilized in any part, form or by any means, electronic or mechanical, including photocopying and microfilm, without permission in writing from Element Material Technology. If you have any questions about this or have an enquiry about obtaining additional rights to this report or assembly of contents thereof, please contact ct.info@element.com.



Plot 7-528. Contention Based Protocol Timing Plot – UNII 8 – 160MHz Channel 207 – Mid



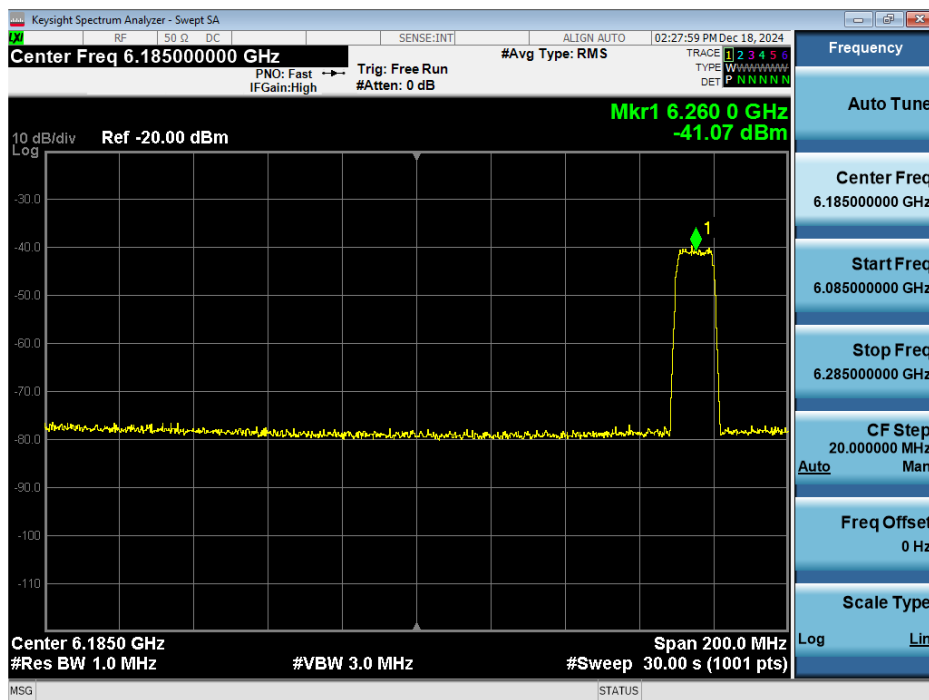
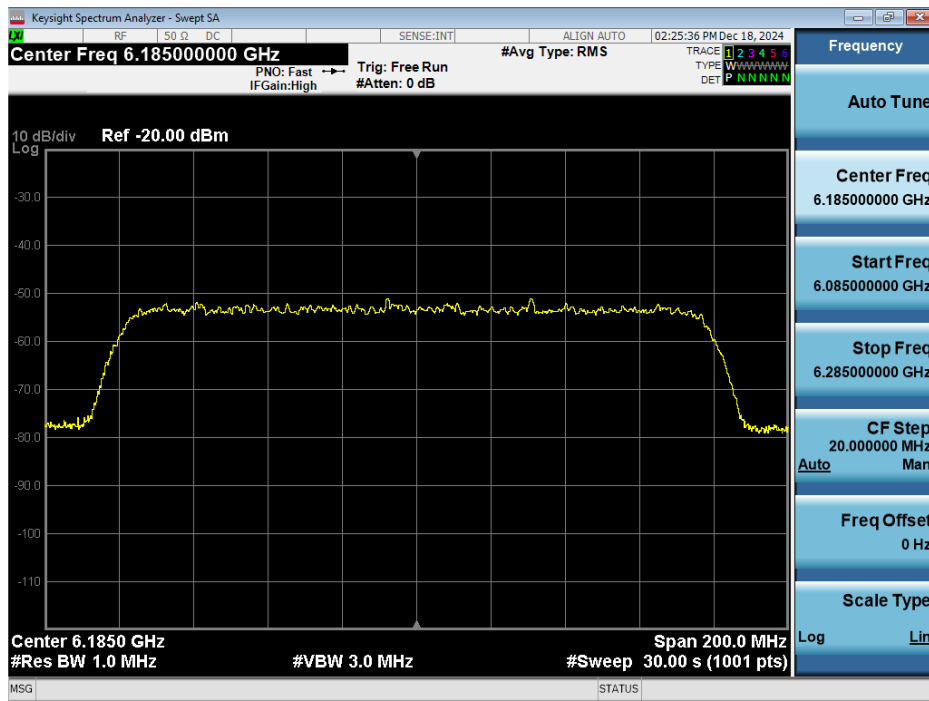
Plot 7-529. Contention Based Protocol Timing Plot – UNII 8 – 160MHz Channel 207 – High

FCC ID: BCGA3267 IC: 579C-A3267	element	MEASUREMENT REPORT (CERTIFICATION)	Approved by: Technical Manager
Test Report S/N: 1C2410210073-23.BCG	Test Dates: 10/25/2024 - 1/6/2025	EUT Type: Tablet Device	Page 191 of 262

V 10.6 10/27/2023

Unless otherwise specified, no part of this report may be reproduced or utilized in any part, form or by any means, electronic or mechanical, including photocopying and microfilm, without permission in writing from Element Material Technology. If you have any questions about this or have an enquiry about obtaining additional rights to this report or assembly of contents thereof, please contact ct.info@element.com.

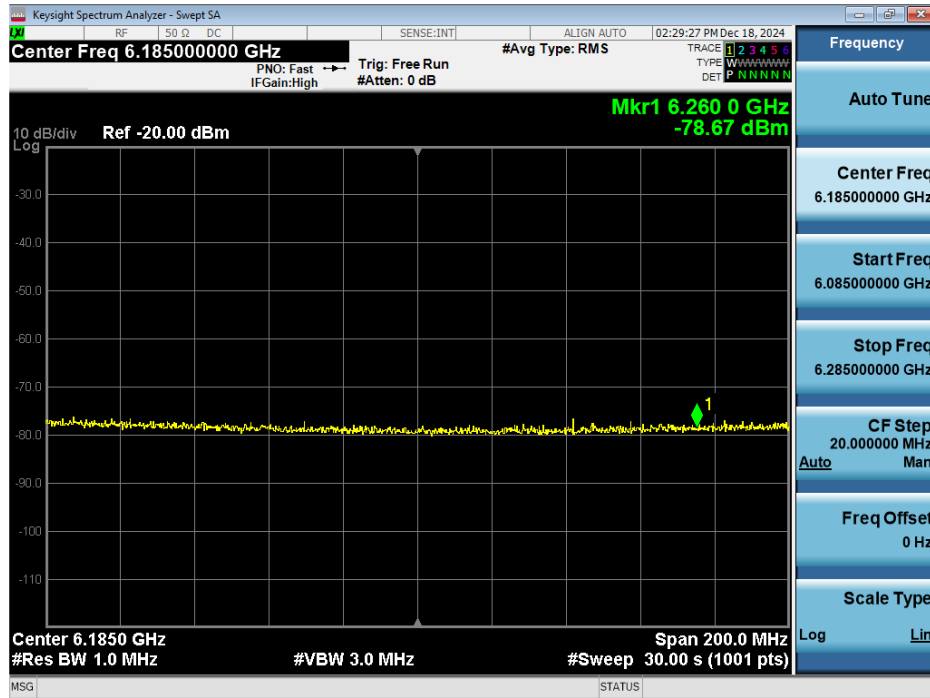
CBP Bandwidth Reduction Plots



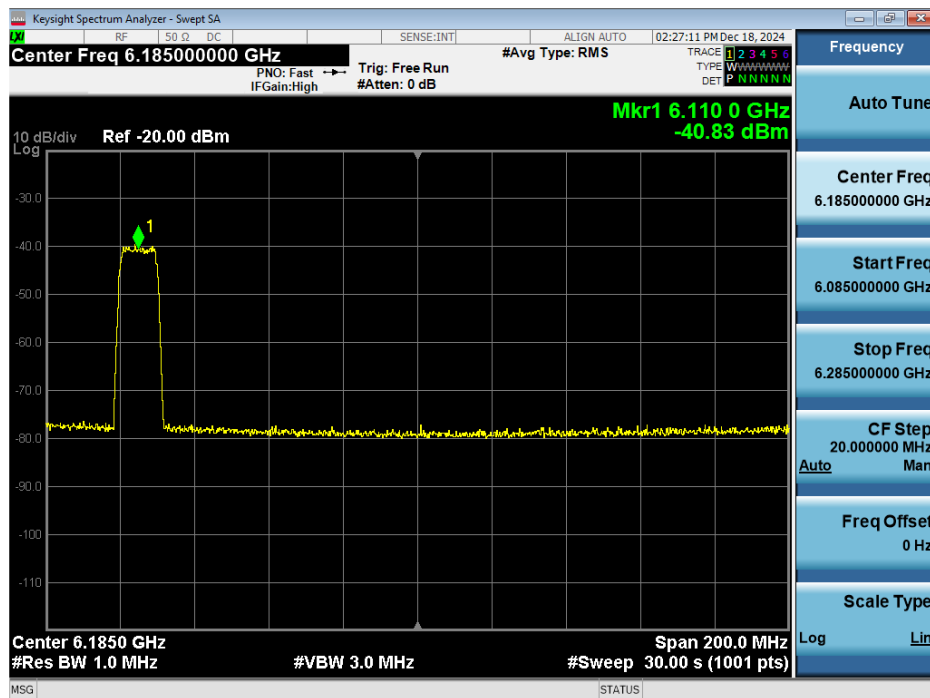
FCC ID: BCGA3267 IC: 579C-A3267		MEASUREMENT REPORT (CERTIFICATION)	Approved by: Technical Manager
Test Report S/N: 1C2410210073-23.BCG	Test Dates: 10/25/2024 - 1/6/2025	EUT Type: Tablet Device	Page 192 of 262

V 10.6 10/27/2023

Unless otherwise specified, no part of this report may be reproduced or utilized in any part, form or by any means, electronic or mechanical, including photocopying and microfilm, without permission in writing from Element Material Technology. If you have any questions about this or have an enquiry about obtaining additional rights to this report or assembly of contents thereof, please contact ct.info@element.com.



Plot 7-532. 160MHz Bandwidth, AWGN Signal Injected at Center – Channel 47



Plot 7-533. 160MHz Bandwidth, AWGN Signal Injected at High End – Channel 47

FCC ID: BCGA3267 IC: 579C-A3267	element	MEASUREMENT REPORT (CERTIFICATION)	Approved by: Technical Manager
Test Report S/N: 1C2410210073-23.BCG	Test Dates: 10/25/2024 - 1/6/2025	EUT Type: Tablet Device	Page 193 of 262

V 10.6 10/27/2023

Unless otherwise specified, no part of this report may be reproduced or utilized in any part, form or by any means, electronic or mechanical, including photocopying and microfilm, without permission in writing from Element Material Technology. If you have any questions about this or have an enquiry about obtaining additional rights to this report or assembly of contents thereof, please contact ct.info@element.com.

7.7 Radiated Spurious Emissions – Above 1GHz

§15.407(b) §15.205 §15.209; RSS-Gen [8.9]

Test Overview and Limit

All out of band radiated spurious emissions are measured with a spectrum analyzer connected to a receive antenna while the EUT is operating at its maximum duty cycle, at its maximum power control level, as defined in ANSI C63.10-2020 and KDB 789033 D02 v02r01, and at the appropriate frequencies. All channels, modes (e.g. 802.11a, 802.11ax(SU) (20MHz BW), 802.11ax(SU) (40MHz BW), 802.11ax(SU) (80MHz), 802.11ax(SU) (160MHz) and modulations/data rates were investigated among all UNII bands. Only the radiated emissions of the configuration that produced the worst case emissions are reported in this section.

For transmitters operating in the 5.925-7.125 GHz band: All emissions outside of the 5.925-7.125 GHz band shall not exceed an EIRP of -27 dBm/MHz. Emissions found in a restricted band are subject to the limits of 15.209 and RSS-Gen (8.9) as shown in the table below.

Frequency	Field Strength [$\mu\text{V/m}$]	Measured Distance [Meters]
Above 960.0 MHz	500	3

Table 7-71. Radiated Limits

Test Procedures Used

ANSI C63.10-2020 – Sections 12.7.7, 12.7.6

KDB 789033 D02 v02r01 – Section G

Test Settings

Average Field Strength Measurements

1. Analyzer center frequency was set to the frequency of the radiated spurious emission of interest
2. RBW = 1MHz
3. VBW = 3MHz
4. Detector = power average (RMS)
5. Number of measurement points = 1001 (Number of points must be $\geq 2 \times \text{span/RBW}$)
6. Averaging type = power (RMS)
7. Sweep time = auto couple
8. Trace was averaged over 100 sweeps

Peak Field Strength Measurements

1. Analyzer center frequency was set to the frequency of the radiated spurious emission of interest
2. RBW = 1MHz
3. VBW = 3MHz
4. Detector = peak
5. Sweep time = auto couple
6. Trace mode = max hold
7. Trace was allowed to stabilize

FCC ID: BCGA3267 IC: 579C-A3267		MEASUREMENT REPORT (CERTIFICATION)	Approved by: Technical Manager
Test Report S/N: 1C2410210073-23.BCG	Test Dates: 10/25/2024 - 1/6/2025	EUT Type: Tablet Device	Page 194 of 262

V 10.6 10/27/2023

Test Setup

The EUT and measurement equipment were set up as shown in the diagram below.

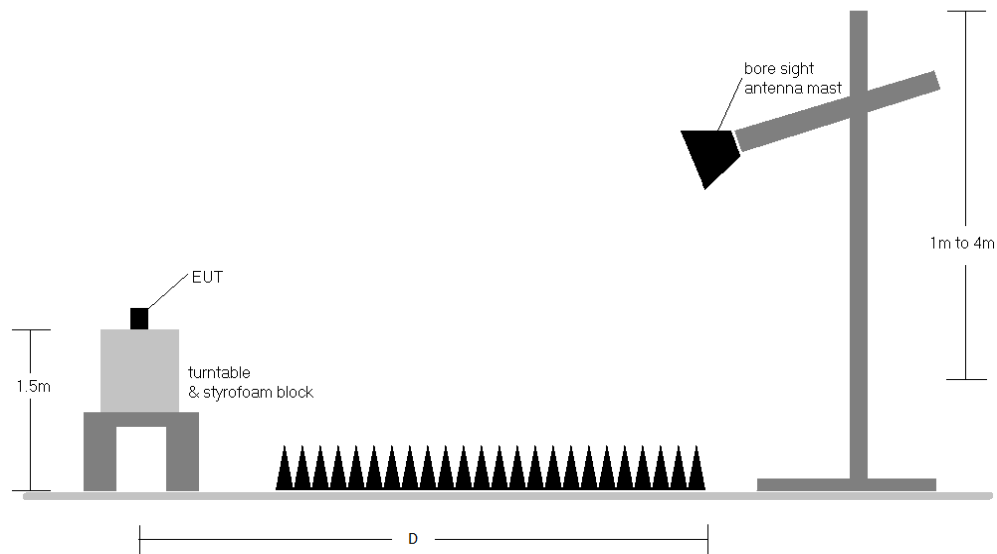



Figure 7-6. Test Instrument & Measurement Setup

FCC ID: BCGA3267 IC: 579C-A3267	 MEASUREMENT REPORT (CERTIFICATION)		Approved by: Technical Manager
Test Report S/N: 1C2410210073-23.BCG	Test Dates: 10/25/2024 - 1/6/2025	EUT Type: Tablet Device	Page 195 of 262

V 10.6 10/27/2023

Test Notes

1. All emissions that lie in the restricted bands (denoted by a * next to the frequency) specified in §15.205 and Section 8.10 of RSS-Gen are below the limit shown in Table 7-71.
2. All spurious emissions lying in restricted bands specified in §15.205 and Section 8.10 of RSS-Gen are below the limit shown in Table 7-71. All spurious emissions that do not lie in a restricted band are subject to a limit of -27dBm/MHz. At a distance of 3 meters, the field strength limit in dB μ V/m can be determined by adding a “conversion” factor of 95.2dB to the EIRP limit of -27dBm/MHz to obtain the limit for out of band spurious emissions of 68.2dB μ V/m.
3. The antenna is manipulated through typical positions, polarity and length during the tests. The EUT is manipulated through three orthogonal planes.
4. This unit was tested with its standard battery.
5. The spectrum is measured from 9kHz to the 10th harmonic of the fundamental frequency of the transmitter using CISPR quasi peak detector below 1GHz. Above 1 GHz, average and peak measurements were taken using linearly polarized horn antennas.
6. D is the measurement test distance and emissions 1-18GHz were measured at a 3 meters test distance while emissions above 18GHz were measured at a 1 meter test distance with the application of a distance correction factor.
7. The wide spectrum spurious emissions plots shown on the following pages are used only for the purpose of emission identification. Any emissions found to be within 20dB of the limit are fully investigated and the results are shown in this section.
8. All data rates and antenna configurations were investigated and only the worse case is reported
9. The unit was tested with all possible modes and only the highest emission is reported.
10. The “-” shown in the following RSE tables are used to denote a noise floor measurement.
11. All radiated measurements were tested at the highest supported power setting per band.

Sample Calculations

Determining Spurious Emissions Levels

- Field Strength Level [dB μ V/m] = Analyzer Level [dBm] + 107 + AFCL [dB/m]
- AFCL [dB/m] = Antenna Factor [dB/m] + Cable Loss [dB] – Preamplifier Gain [dB]
- Margin [dB] = Field Strength Level [dB μ V/m] – Limit [dB μ V/m]

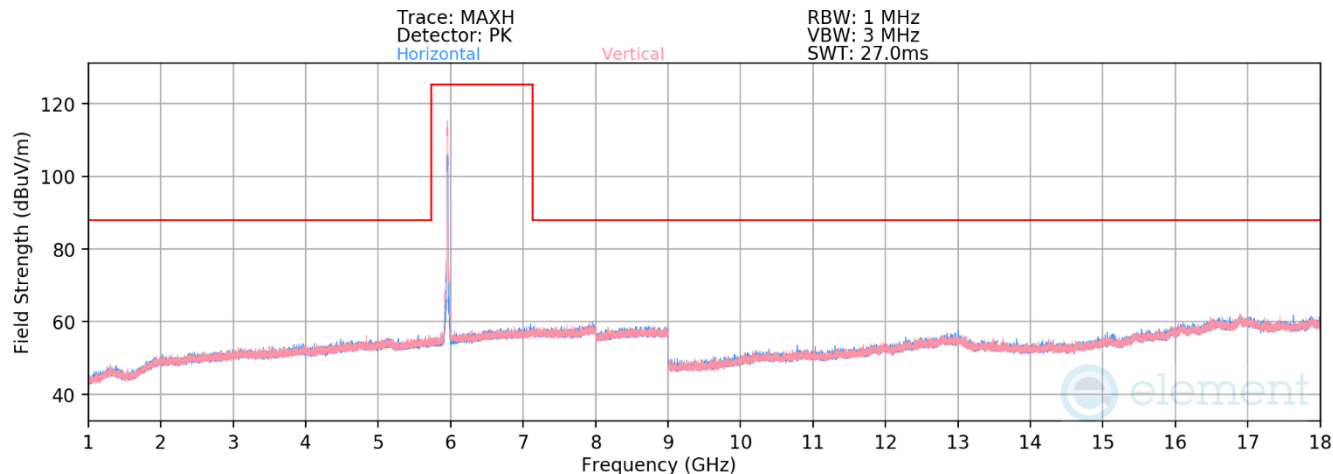
Radiated Band Edge Measurement Offset

- The amplitude offset shown in the radiated restricted band edge plots in Section 7.7.3 to 7.7.22 was calculated using the formula:
Offset (dB) = (Antenna Factor + Cable Loss + Attenuator) – Preamplifier Gain

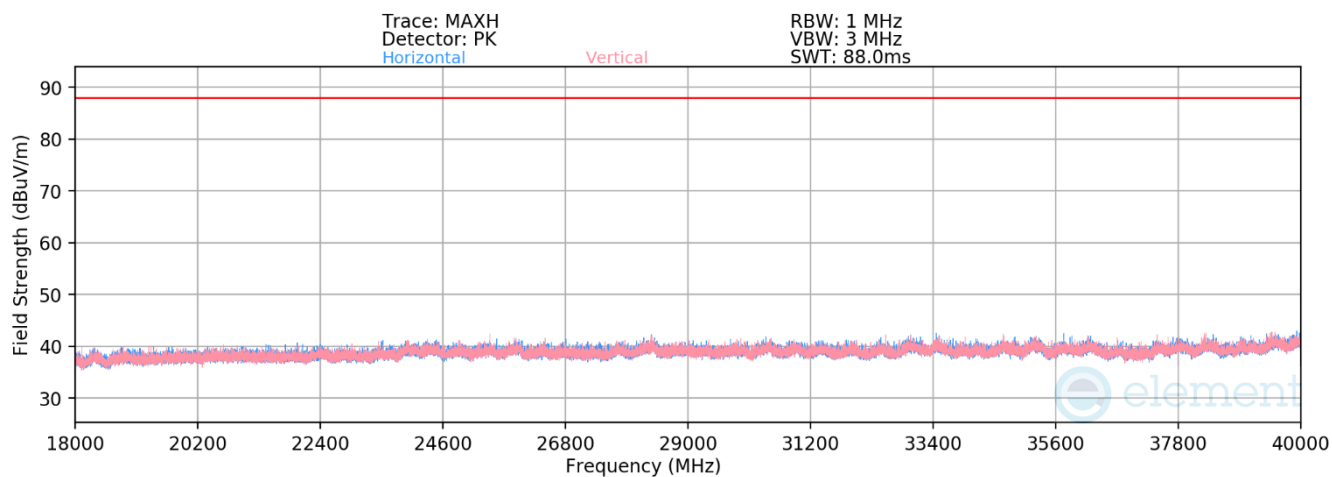
FCC ID: BCGA3267 IC: 579C-A3267		MEASUREMENT REPORT (CERTIFICATION)	Approved by: Technical Manager
Test Report S/N: 1C2410210073-23.BCG	Test Dates: 10/25/2024 - 1/6/2025	EUT Type: Tablet Device	Page 196 of 262

V 10.6 10/27/2023


7.7.1 CDD Primary Radiated Spurious Emission



Plot 7-534. Radiated Spurious Emissions 1-18GHz CDD Primary (802.11ax – Ch. 1)



Plot 7-535. Radiated Spurious Emissions 18-40GHz CDD Primary (802.11ax – Ch. 1)

FCC ID: BCGA3267 IC: 579C-A3267		MEASUREMENT REPORT (CERTIFICATION)	Approved by: Technical Manager
Test Report S/N: 1C2410210073-23.BCG	Test Dates: 10/25/2024 - 1/6/2025	EUT Type: Tablet Device	Page 197 of 262


V 10.6 10/27/2023

Unless otherwise specified, no part of this report may be reproduced or utilized in any part, form or by any means, electronic or mechanical, including photocopying and microfilm, without permission in writing from Element Material Technology. If you have any questions about this or have an enquiry about obtaining additional rights to this report or assembly of contents thereof, please contact ct.info@element.com.

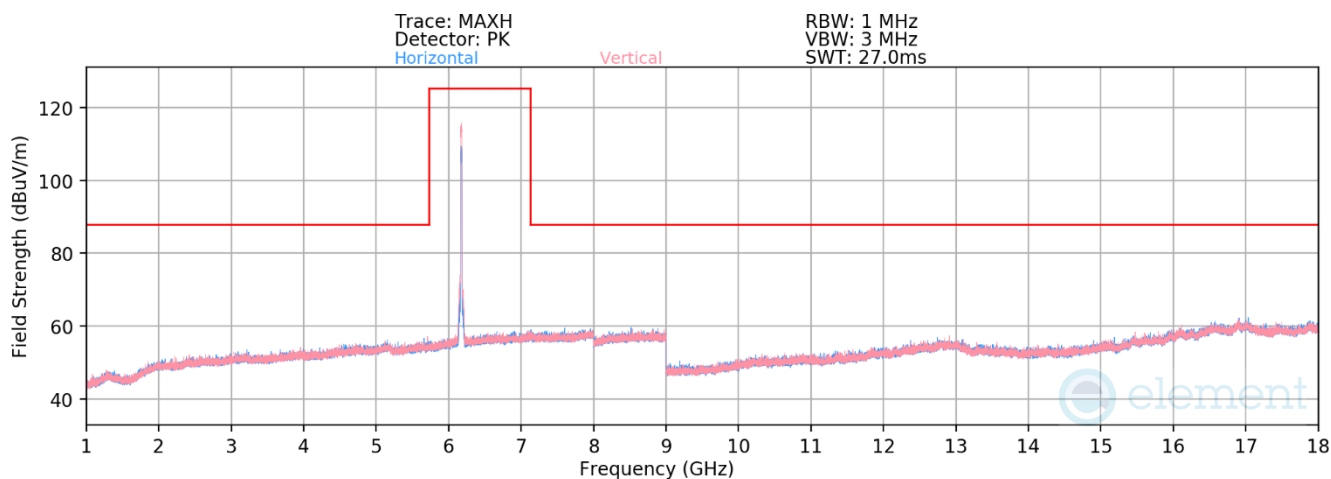
Mode: 802.11ax
 Data Rate: MCS0
 Distance of Measurements: 3 Meters
 Operating Frequency: 5955MHz
 Channel: 1

Frequency [MHz]	Detector	Ant. Pol. [H/V]	Antenna Height [cm]	Turntable Azimuth [degree]	Analyzer Level [dBm]	AFCL [dB/m]	Field Strength [dBμV/m]	Limit [dBμV/m]	Margin [dB]
* 11910.00	Average	V	-	-	-85.26	20.43	42.17	53.98	-11.81
* 11910.00	Peak	V	-	-	-73.29	20.36	54.06	73.98	-19.92
* 17865.00	Average	H	-	-	-85.57	25.25	46.68	53.98	-7.30
* 17865.00	Peak	H	-	-	-74.65	25.27	57.62	73.98	-16.36

Table 7-72. Radiated Spurious Emission Measurements CDD Primary

FCC ID: BCGA3267 IC: 579C-A3267		MEASUREMENT REPORT (CERTIFICATION)	Approved by: Technical Manager
Test Report S/N: 1C2410210073-23.BCG	Test Dates: 10/25/2024 - 1/6/2025	EUT Type: Tablet Device	Page 198 of 262

V 10.6 10/27/2023



Plot 7-536. Radiated Spurious Emissions 1-18GHz CDD Primary (802.11ax – Ch. 45)

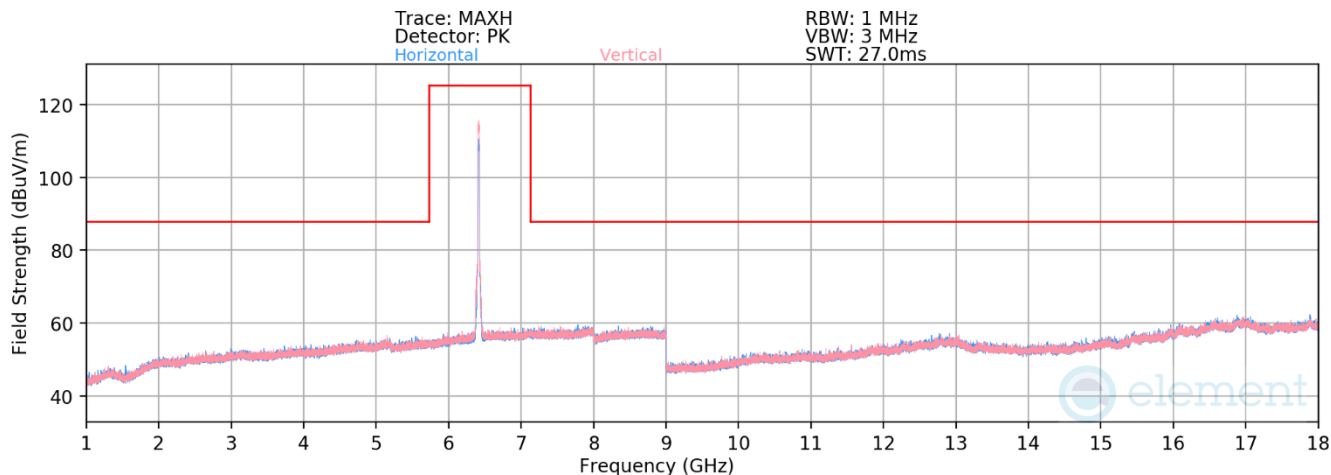
Mode: 802.11ax
Data Rate: MCS0
Distance of Measurements: 3 Meters
Operating Frequency: 6175MHz
Channel: 45

Frequency [MHz]	Detector	Ant. Pol. [H/V]	Antenna Height [cm]	Turntable Azimuth [degree]	Analyzer Level [dBm]	AFCL [dB/m]	Field Strength [dBuV/m]	Limit [dBuV/m]	Margin [dB]
* 12350.00	Average	H	-	-	-85.17	21.00	42.82	53.98	-11.16
* 12350.00	Peak	H	-	-	-73.91	21.00	54.09	73.98	-19.89

Table 7-73. Radiated Spurious Emission Measurements CDD Primary

FCC ID: BCGA3267 IC: 579C-A3267		MEASUREMENT REPORT (CERTIFICATION)	Approved by: Technical Manager
Test Report S/N: 1C2410210073-23.BCG	Test Dates: 10/25/2024 - 1/6/2025	EUT Type: Tablet Device	Page 199 of 262

V 10.6 10/27/2023



Plot 7-537. Radiated Spurious Emissions 1-18GHz CDD Primary (802.11ax – Ch.93)

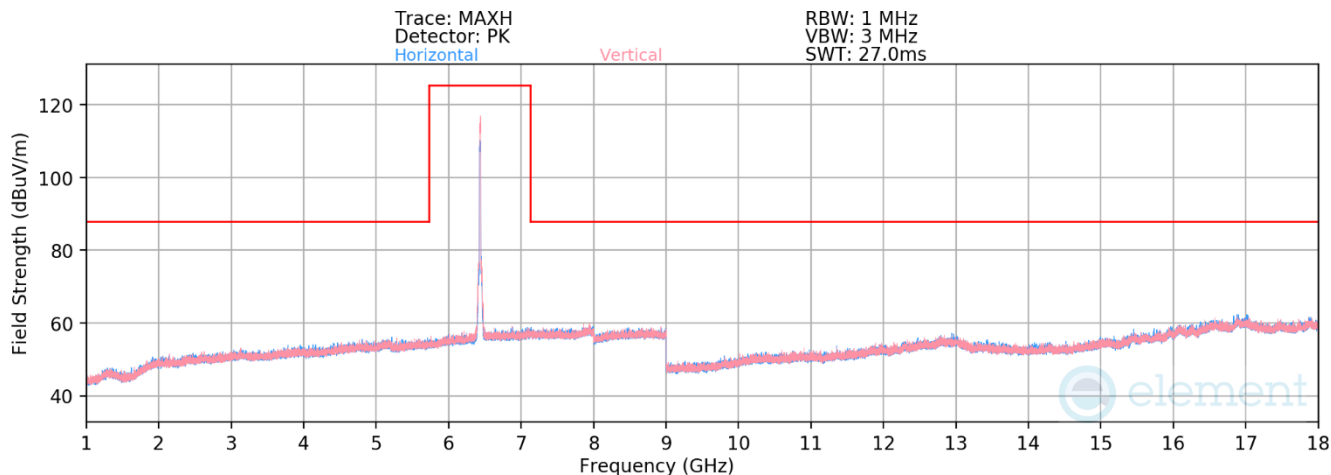
Mode: 802.11ax
Data Rate: MCS0
Distance of Measurements: 3 Meters
Operating Frequency: 6415MHz
Channel: 93

Frequency [MHz]	Detector	Ant. Pol. [H/V]	Antenna Height [cm]	Turntable Azimuth [degree]	Analyzer Level [dBm]	AFCL [dB/m]	Field Strength [dBuV/m]	Limit [dBuV/m]	Margin [dB]
12830.00	Average	V	-	-	-85.23	22.24	44.01	68.23	-24.22
12830.00	Peak	V	-	-	-72.35	22.00	56.65	88.23	-31.58

Table 7-74. Radiated Spurious Emission Measurements CDD Primary

FCC ID: BCGA3267 IC: 579C-A3267		MEASUREMENT REPORT (CERTIFICATION)	Approved by: Technical Manager
Test Report S/N: 1C2410210073-23.BCG	Test Dates: 10/25/2024 - 1/6/2025	EUT Type: Tablet Device	Page 200 of 262

V 10.6 10/27/2023



Plot 7-538. Radiated Spurious Emissions 1-18GHz CDD Primary (802.11ax – Ch.97)

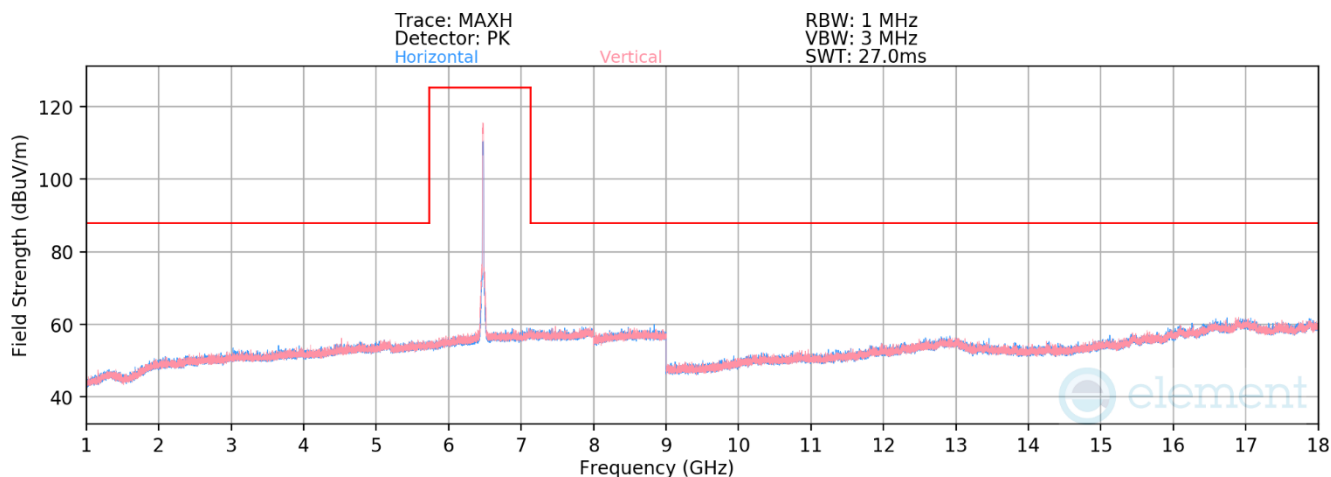
Mode: 802.11ax
Data Rate: MCS0
Distance of Measurements: 3 Meters
Operating Frequency: 6435MHz
Channel: 97

Frequency [MHz]	Detector	Ant. Pol. [H/V]	Antenna Height [cm]	Turntable Azimuth [degree]	Analyzer Level [dBm]	AFCL [dB/m]	Field Strength [dBuV/m]	Limit [dBuV/m]	Margin [dB]
12870.00	Average	H	-	-	-85.16	21.99	43.83	68.23	-24.40
12870.00	Peak	H	-	-	-73.32	21.99	55.66	88.23	-32.57

Table 7-75. Radiated Spurious Emission Measurements CDD Primary

FCC ID: BCGA3267 IC: 579C-A3267		MEASUREMENT REPORT (CERTIFICATION)	Approved by: Technical Manager
Test Report S/N: 1C2410210073-23.BCG	Test Dates: 10/25/2024 - 1/6/2025	EUT Type: Tablet Device	Page 201 of 262

V 10.6 10/27/2023




Plot 7-539. Radiated Spurious Emissions 1-18GHz CDD Primary (802.11ax – Ch.105)

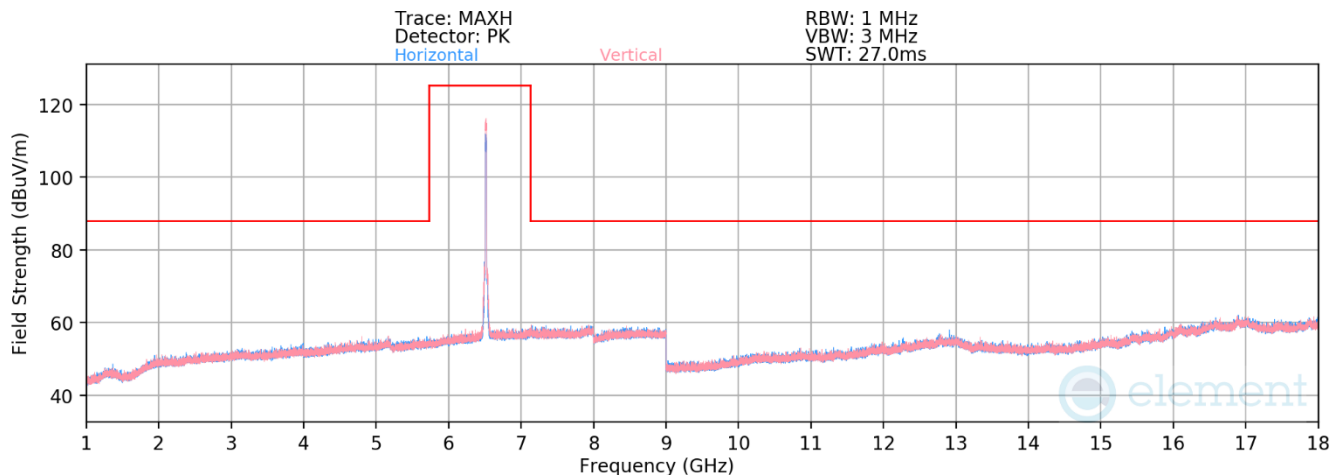
Mode: 802.11ax
Data Rate: MCS0
Distance of Measurements: 3 Meters
Operating Frequency: 6475MHz
Channel: 105

Frequency [MHz]	Detector	Ant. Pol. [H/V]	Antenna Height [cm]	Turntable Azimuth [degree]	Analyzer Level [dBm]	AFCL [dB/m]	Field Strength [dBuV/m]	Limit [dBuV/m]	Margin [dB]
12950.00	Average	H	-	-	-84.91	21.93	44.02	68.23	-24.21
12950.00	Peak	H	-	-	-72.89	21.93	56.04	88.23	-32.19

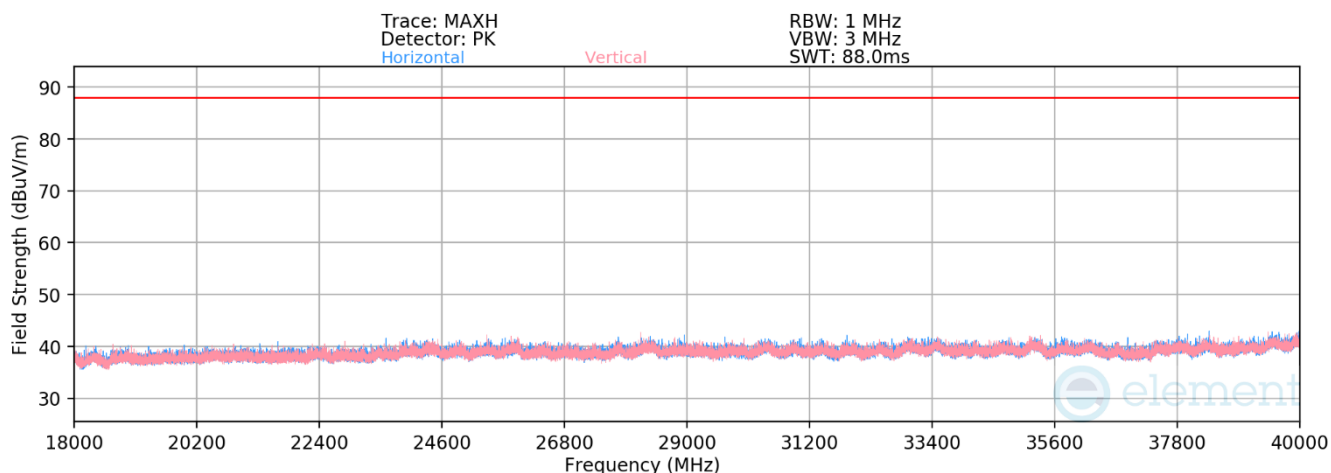
Table 7-76. Radiated Spurious Emission Measurements CDD Primary

FCC ID: BCGA3267 IC: 579C-A3267		MEASUREMENT REPORT (CERTIFICATION)	Approved by: Technical Manager
Test Report S/N: 1C2410210073-23.BCG	Test Dates: 10/25/2024 - 1/6/2025	EUT Type: Tablet Device	Page 202 of 262

V 10.6 10/27/2023



Plot 7-540. Radiated Spurious Emissions 1-18GHz CDD Primary (802.11ax – Ch.113)



Plot 7-541. Radiated Spurious Emissions 18-40GHz CDD Primary (802.11ax – Ch. 113)

Mode: 802.11ax

Data Rate: MCS0

Distance of Measurements: 3 Meters

Operating Frequency: 6515MHz

Channel: 113

Frequency [MHz]	Detector	Ant. Pol. [H/V]	Antenna Height [cm]	Turntable Azimuth [degree]	Analyzer Level [dBm]	AFCL [dB/m]	Field Strength [dBuV/m]	Limit [dBuV/m]	Margin [dB]
13030.00	Average	V	-	-	-85.14	22.34	44.20	68.23	-24.03
13030.00	Peak	V	-	-	-73.74	22.34	55.61	88.23	-32.62

Table 7-77. Radiated Spurious Emission Measurements CDD Primary

FCC ID: BCGA3267 IC: 579C-A3267		MEASUREMENT REPORT (CERTIFICATION)		Approved by: Technical Manager
Test Report S/N: 1C2410210073-23.BCG	Test Dates: 10/25/2024 - 1/6/2025	EUT Type: Tablet Device		Page 203 of 262

V 10.6 10/27/2023

Unless otherwise specified, no part of this report may be reproduced or utilized in any part, form or by any means, electronic or mechanical, including photocopying and microfilm, without permission in writing from Element Material Technology. If you have any questions about this or have an enquiry about obtaining additional rights to this report or assembly of contents thereof, please contact ct.info@element.com.