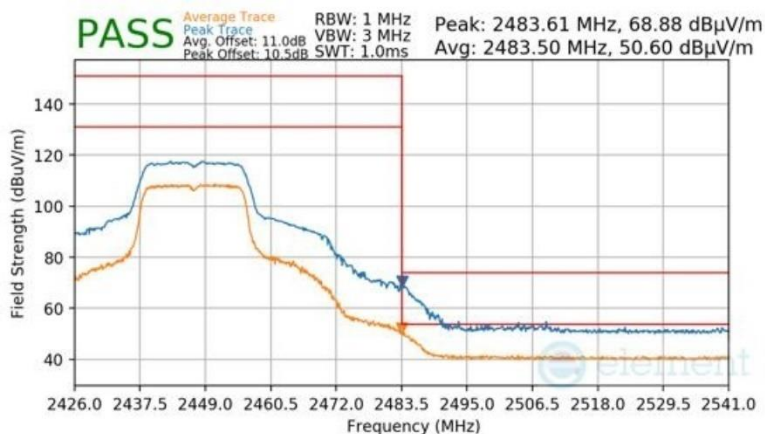
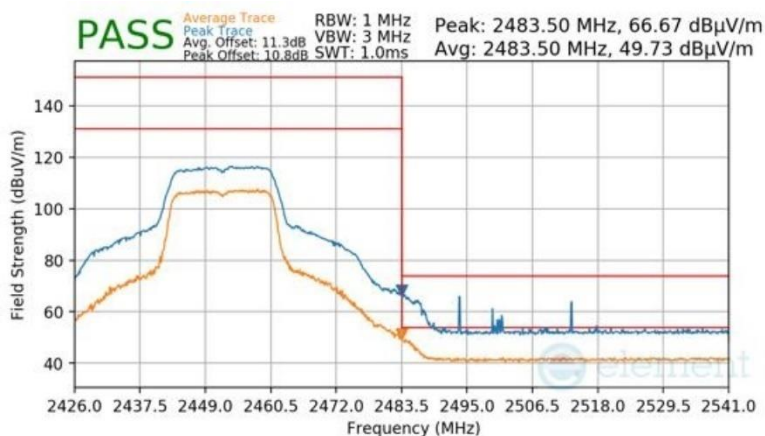


Mode	802.11n
Data Rate	MCS7
Distance of Measurement	3 Meters
Operating Frequency	2447MHz
Channel	8



Plot 7-151 Radiated Restricted Upper Band Edge Measurement Antenna 3a

Mode	802.11n
Data Rate	MCS7
Distance of Measurement	3 Meters
Operating Frequency	2452MHz
Channel	9

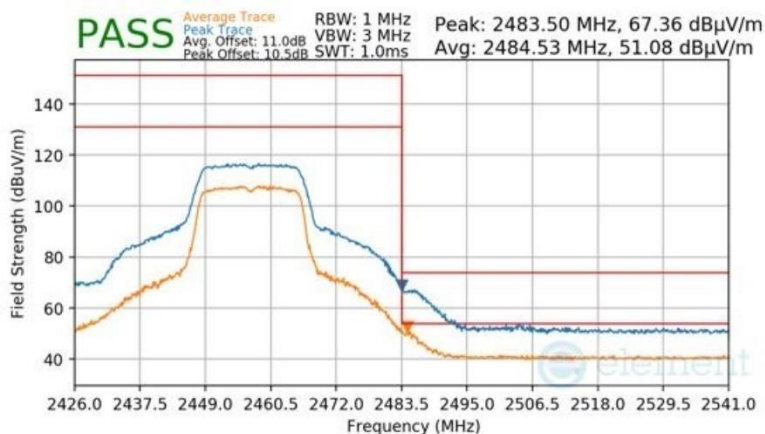


Plot 7-152 Radiated Restricted Upper Band Edge Measurement Antenna 3a

FCC ID: BCGA3267 IC: 579C-A3267		MEASUREMENT REPORT (CERTIFICATION)	Approved by: Technical Manager
Test Report S/N: 1C2410210073-14.BCG	Test Dates: 10/25/2024 - 1/4/2025	EUT Type: Tablet Device	Page 119 of 169

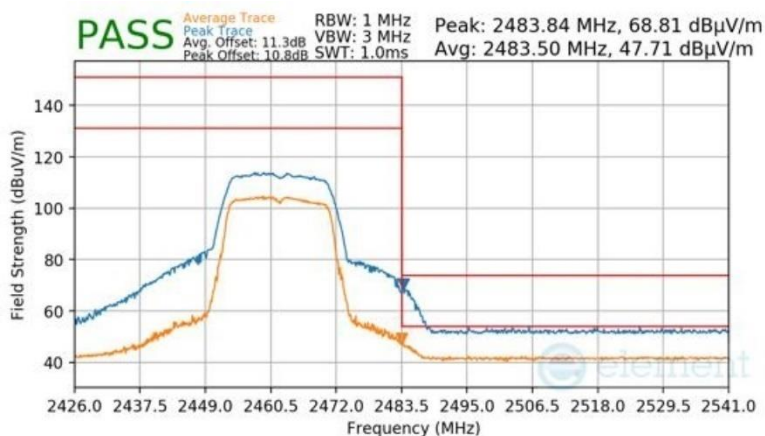
V 10.6 09/14/2023

Mode	802.11n
Data Rate	MCS7
Distance of Measurement	3 Meters
Operating Frequency	2457MHz
Channel	10



Plot 7-153 Radiated Restricted Upper Band Edge Measurement Antenna 3a

Mode	802.11n
Data Rate	MCS7
Distance of Measurement	3 Meters
Operating Frequency	2462MHz
Channel	11

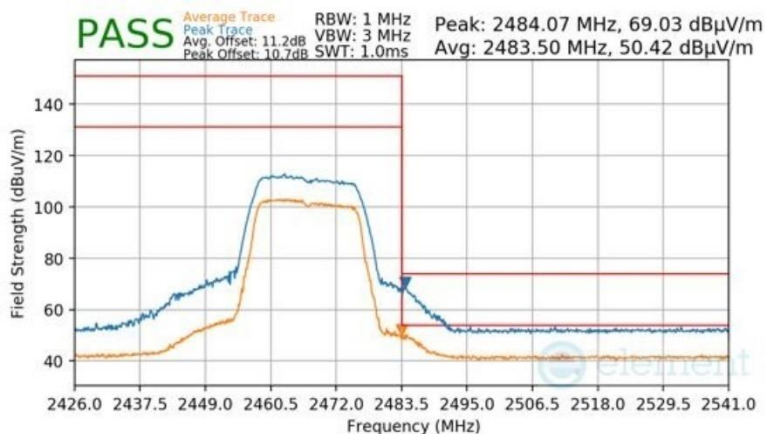


Plot 7-154 Radiated Restricted Upper Band Edge Measurement Antenna 3a

FCC ID: BCGA3267 IC: 579C-A3267		MEASUREMENT REPORT (CERTIFICATION)	Approved by: Technical Manager
Test Report S/N: 1C2410210073-14.BCG	Test Dates: 10/25/2024 - 1/4/2025	EUT Type: Tablet Device	Page 120 of 169

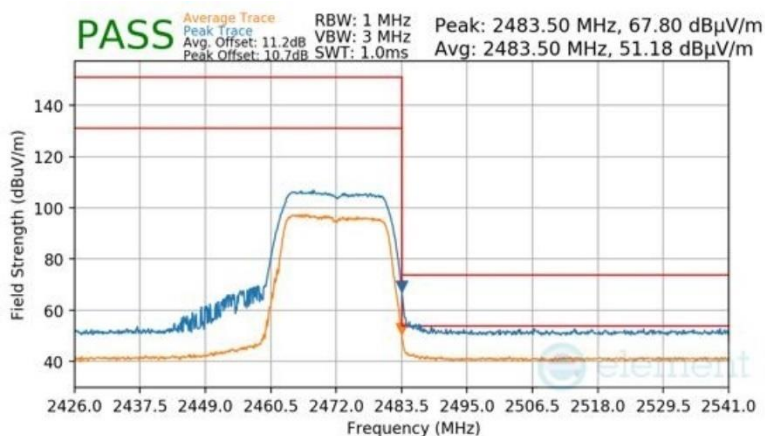
V 10.6 09/14/2023

Mode	802.11n
Data Rate	MCS7
Distance of Measurement	3 Meters
Operating Frequency	2467MHz
Channel	12



Plot 7-155 Radiated Restricted Upper Band Edge Measurement Antenna 3a

Mode	802.11n
Data Rate	MCS7
Distance of Measurement	3 Meters
Operating Frequency	2472MHz
Channel	13

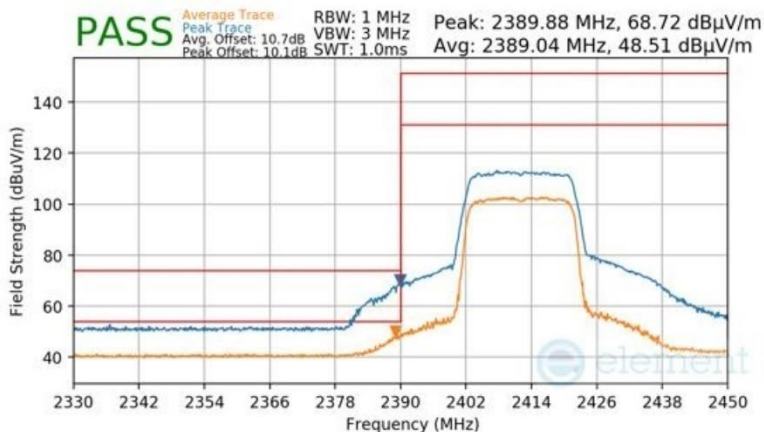


Plot 7-156 Radiated Restricted Upper Band Edge Measurement Antenna 3a

FCC ID: BCGA3267 IC: 579C-A3267		MEASUREMENT REPORT (CERTIFICATION)	Approved by: Technical Manager
Test Report S/N: 1C2410210073-14.BCG	Test Dates: 10/25/2024 - 1/4/2025	EUT Type: Tablet Device	Page 121 of 169

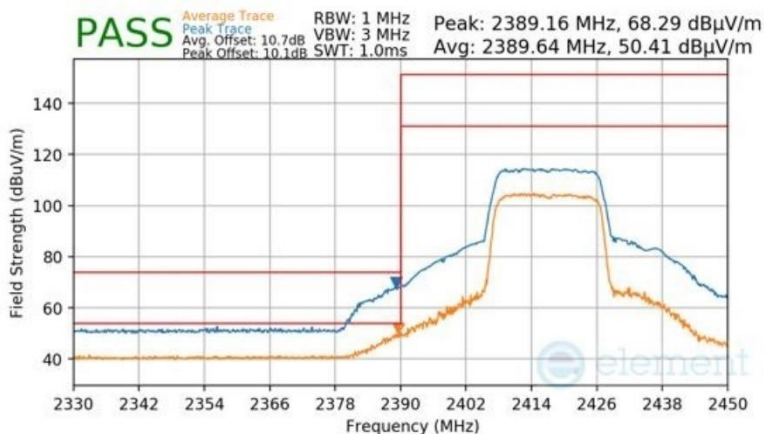
V 10.6 09/14/2023

Mode	802.11ax-SU
Data Rate	MCS9
Distance of Measurement	3 Meters
Operating Frequency	2412MHz
Channel	1



Plot 7-157 Radiated Restricted Lower Band Edge Measurement Antenna 3a

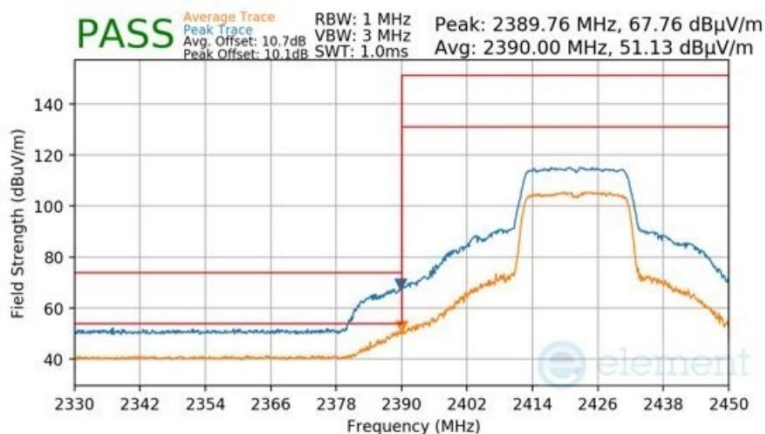
Mode	802.11ax-SU
Data Rate	MCS9
Distance of Measurement	3 Meters
Operating Frequency	2417MHz
Channel	2



Plot 7-158 Radiated Restricted Lower Band Edge Measurement Antenna 3a

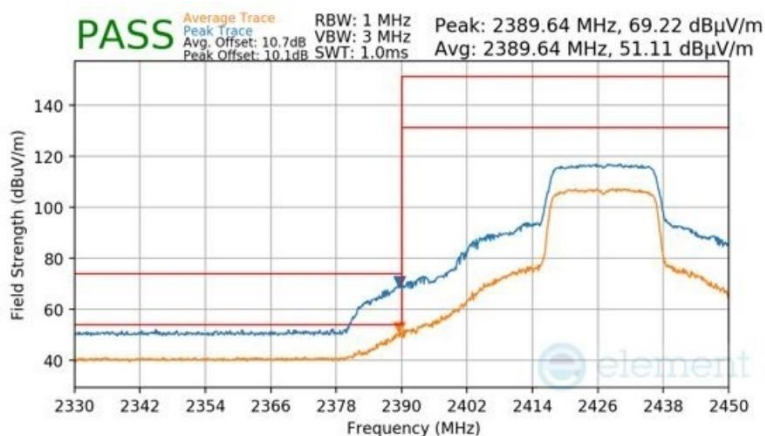
FCC ID: BCGA3267 IC: 579C-A3267		MEASUREMENT REPORT (CERTIFICATION)	Approved by: Technical Manager
Test Report S/N: 1C2410210073-14.BCG	Test Dates: 10/25/2024 - 1/4/2025	EUT Type: Tablet Device	Page 122 of 169

Mode	802.11ax-SU
Data Rate	MCS9
Distance of Measurement	3 Meters
Operating Frequency	2422MHz
Channel	3



Plot 7-159 Radiated Restricted Lower Band Edge Measurement Antenna 3a

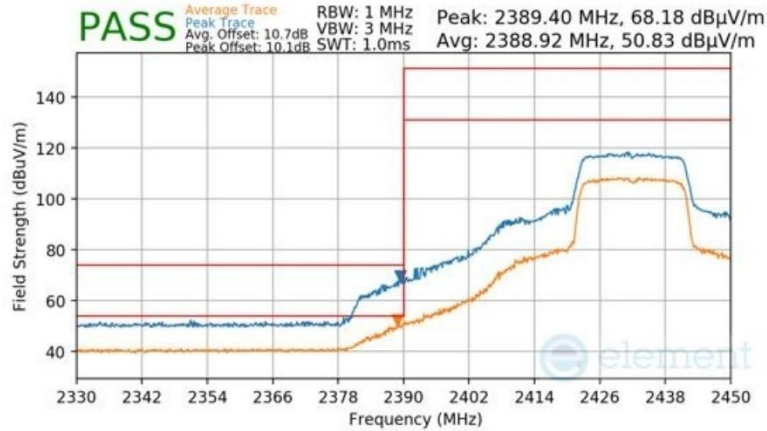
Mode	802.11ax-SU
Data Rate	MCS9
Distance of Measurement	3 Meters
Operating Frequency	2427MHz
Channel	4



Plot 7-160 Radiated Restricted Lower Band Edge Measurement Antenna 3a

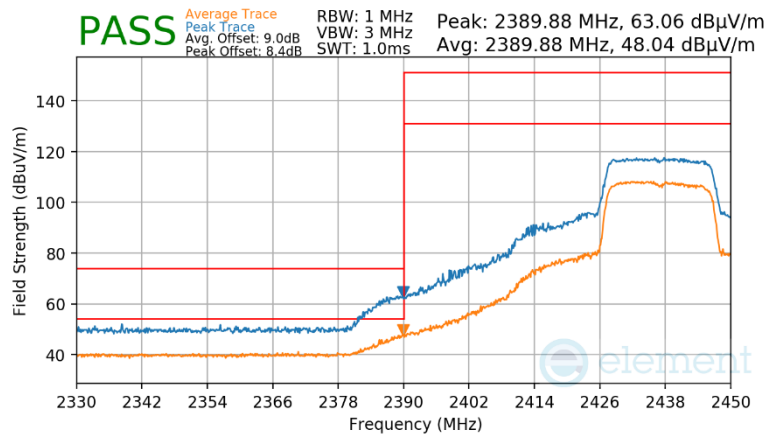
FCC ID: BCGA3267 IC: 579C-A3267		MEASUREMENT REPORT (CERTIFICATION)	Approved by: Technical Manager
Test Report S/N: 1C2410210073-14.BCG	Test Dates: 10/25/2024 - 1/4/2025	EUT Type: Tablet Device	Page 123 of 169

Mode	802.11ax-SU
Data Rate	MCS9
Distance of Measurement	3 Meters
Operating Frequency	2432MHz
Channel	5



Plot 7-161 Radiated Restricted Lower Band Edge Measurement Antenna 3a

Mode	802.11ax-SU
Data Rate	MCS9
Distance of Measurement	3 Meters
Operating Frequency	2437MHz
Channel	6 Low



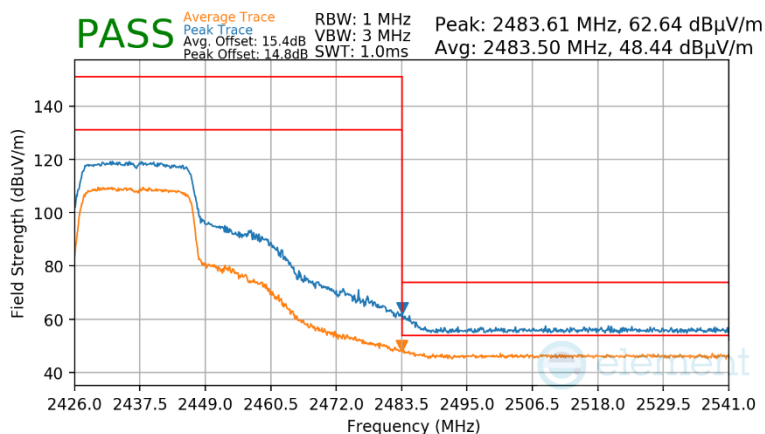
Plot 7-162 Radiated Restricted Lower Band Edge Measurement Antenna 3a

FCC ID: BCGA3267 IC: 579C-A3267		MEASUREMENT REPORT (CERTIFICATION)	Approved by: Technical Manager
Test Report S/N: 1C2410210073-14.BCG	Test Dates: 10/25/2024 - 1/4/2025	EUT Type: Tablet Device	Page 124 of 169

V 10.6 09/14/2023

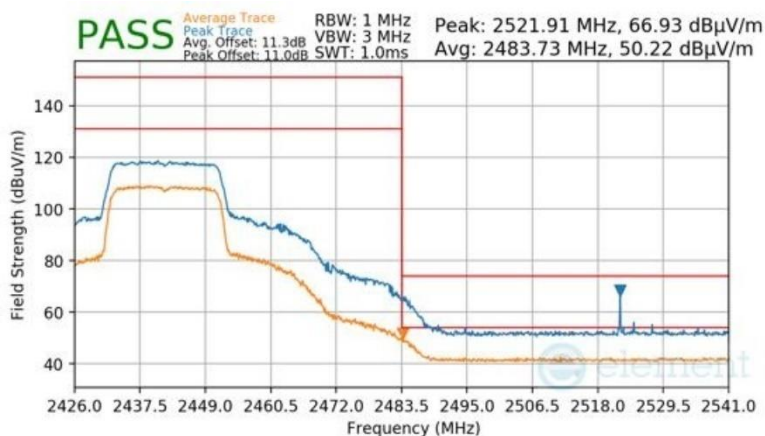


Mode	802.11ax-SU
Data Rate	MCS9
Distance of Measurement	3 Meters
Operating Frequency	2437MHz
Channel	6 High



Plot 7-163 Radiated Restricted Upper Band Edge Measurement Antenna 3a

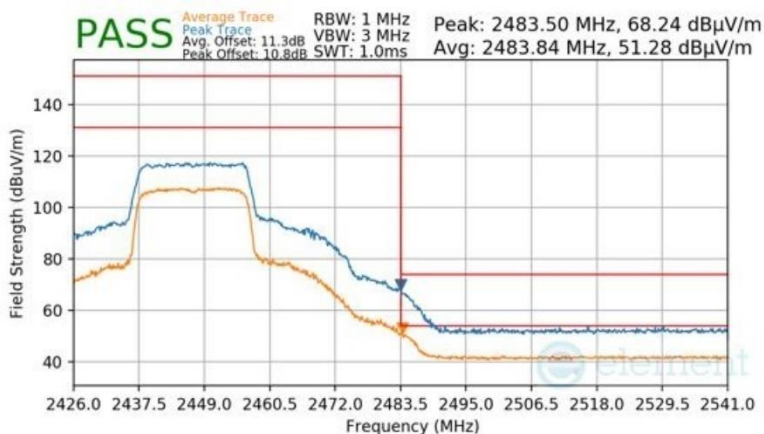
Mode	802.11ax-SU
Data Rate	MCS9
Distance of Measurement	3 Meters
Operating Frequency	2442MHz
Channel	7



Plot 7-164 Radiated Restricted Upper Band Edge Measurement Antenna 3a

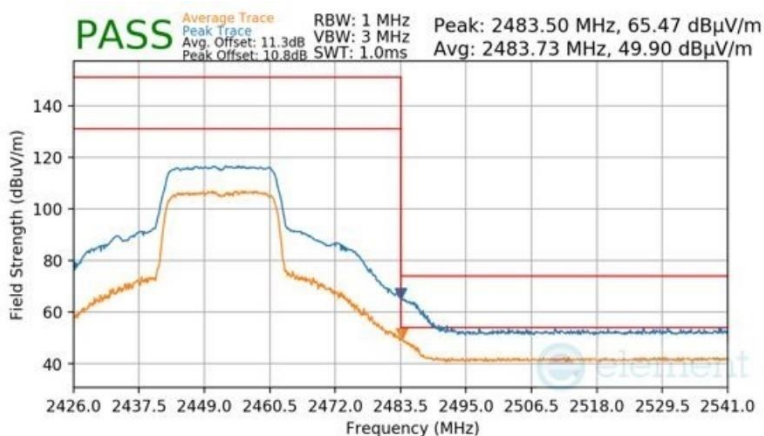
FCC ID: BCGA3267 IC: 579C-A3267		MEASUREMENT REPORT (CERTIFICATION)	Approved by: Technical Manager
Test Report S/N: 1C2410210073-14.BCG	Test Dates: 10/25/2024 - 1/4/2025	EUT Type: Tablet Device	Page 125 of 169

Mode	802.11ax-SU
Data Rate	MCS9
Distance of Measurement	3 Meters
Operating Frequency	2447MHz
Channel	8



Plot 7-165 Radiated Restricted Upper Band Edge Measurement Antenna 3a

Mode	802.11ax-SU
Data Rate	MCS9
Distance of Measurement	3 Meters
Operating Frequency	2452MHz
Channel	9

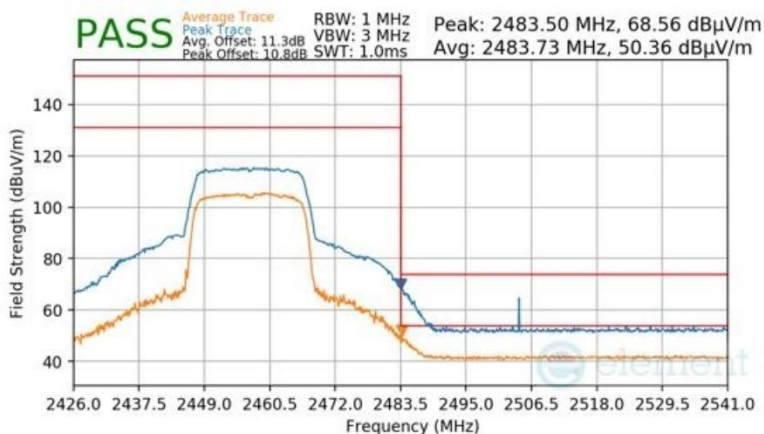


Plot 7-166 Radiated Restricted Upper Band Edge Measurement Antenna 3a

FCC ID: BCGA3267 IC: 579C-A3267		MEASUREMENT REPORT (CERTIFICATION)	Approved by: Technical Manager
Test Report S/N: 1C2410210073-14.BCG	Test Dates: 10/25/2024 - 1/4/2025	EUT Type: Tablet Device	Page 126 of 169

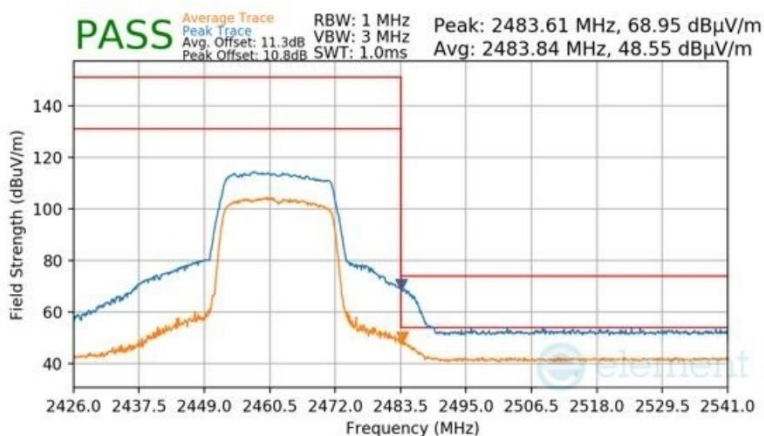


Mode	802.11ax-SU
Data Rate	MCS9
Distance of Measurement	3 Meters
Operating Frequency	2457MHz
Channel	10



Plot 7-167 Radiated Restricted Upper Band Edge Measurement Antenna 3a

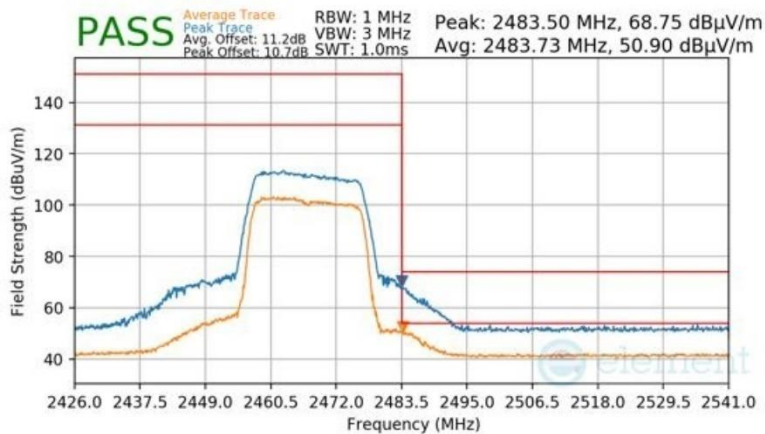
Mode	802.11ax-SU
Data Rate	MCS9
Distance of Measurement	3 Meters
Operating Frequency	2462MHz
Channel	11



Plot 7-168 Radiated Restricted Upper Band Edge Measurement Antenna 3a

FCC ID: BCGA3267 IC: 579C-A3267		MEASUREMENT REPORT (CERTIFICATION)	Approved by: Technical Manager
Test Report S/N: 1C2410210073-14.BCG	Test Dates: 10/25/2024 - 1/4/2025	EUT Type: Tablet Device	Page 127 of 169

Mode	802.11ax-SU
Data Rate	MCS9
Distance of Measurement	3 Meters
Operating Frequency	2467MHz
Channel	12



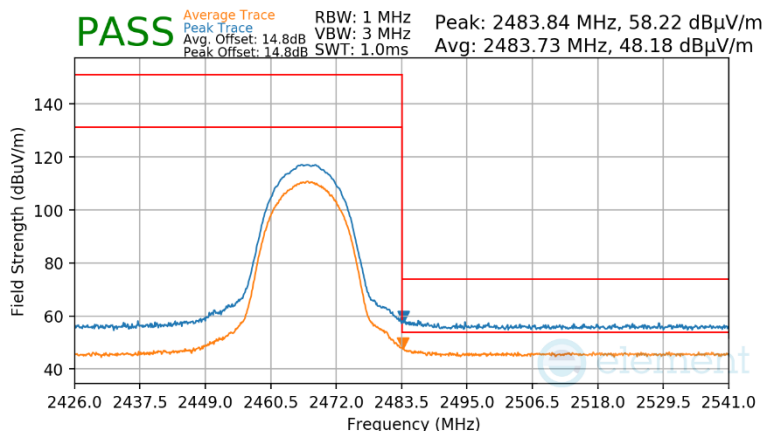
Plot 7-169 Radiated Restricted Upper Band Edge Measurement Antenna 3a

FCC ID: BCGA3267 IC: 579C-A3267	 <b>MEASUREMENT REPORT (CERTIFICATION)</b>		Approved by: Technical Manager
Test Report S/N: 1C2410210073-14.BCG	Test Dates: 10/25/2024 - 1/4/2025	EUT Type: Tablet Device	Page 128 of 169

V 10.6 09/14/2023

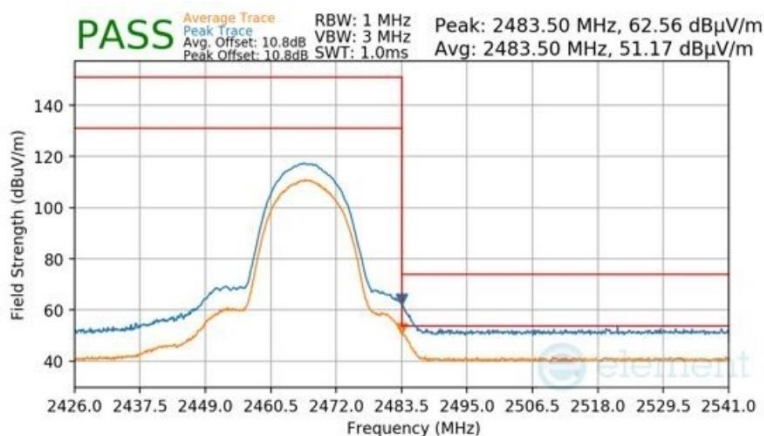


Mode	802.11b
Data Rate	MCS11
Distance of Measurement	3 Meters
Operating Frequency	2467MHz
Channel	12



Plot 7-172 Radiated Restricted Upper Band Edge Measurement Antenna 1a

Mode	802.11b
Data Rate	MCS11
Distance of Measurement	3 Meters
Operating Frequency	2472MHz
Channel	13

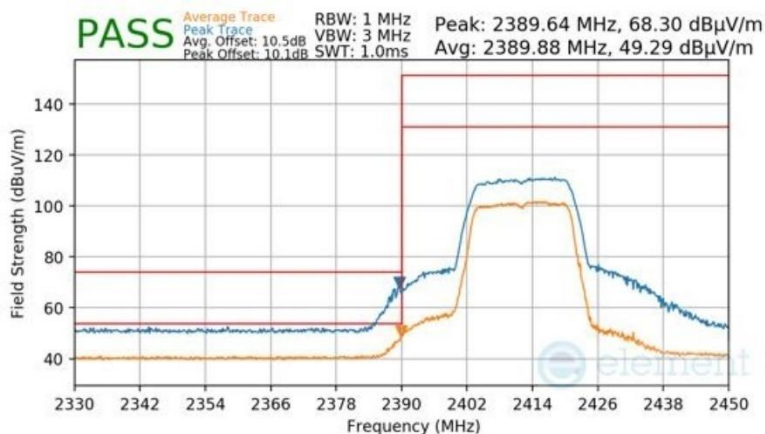


Plot 7-173 Radiated Restricted Upper Band Edge Measurement Antenna 1a

FCC ID: BCGA3267 IC: 579C-A3267		MEASUREMENT REPORT (CERTIFICATION)	Approved by: Technical Manager
Test Report S/N: 1C2410210073-14.BCG	Test Dates: 10/25/2024 - 1/4/2025	EUT Type: Tablet Device	Page 130 of 169

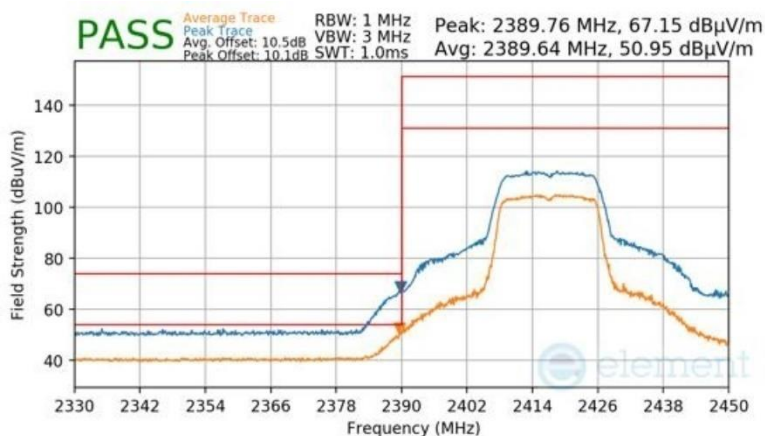
V 10.6 09/14/2023

Mode	802.11n
Data Rate	MCS7
Distance of Measurement	3 Meters
Operating Frequency	2412MHz
Channel	1



Plot 7-174 Radiated Restricted Lower Band Edge Measurement Antenna 1a

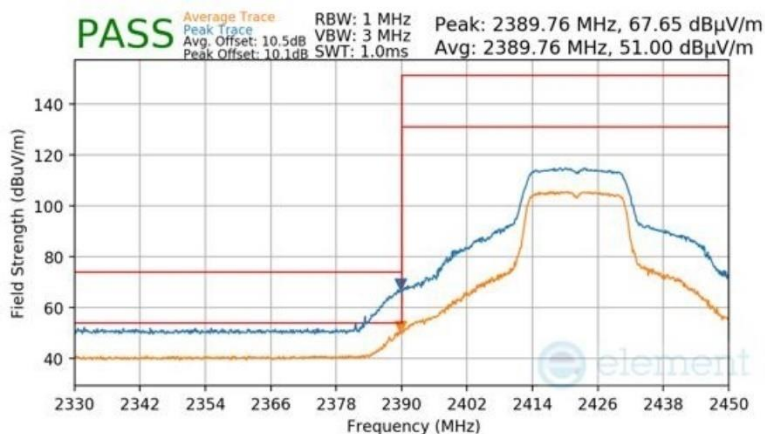
Mode	802.11n
Data Rate	MCS7
Distance of Measurement	3 Meters
Operating Frequency	2417MHz
Channel	2



Plot 7-175 Radiated Restricted Lower Band Edge Measurement Antenna 1a

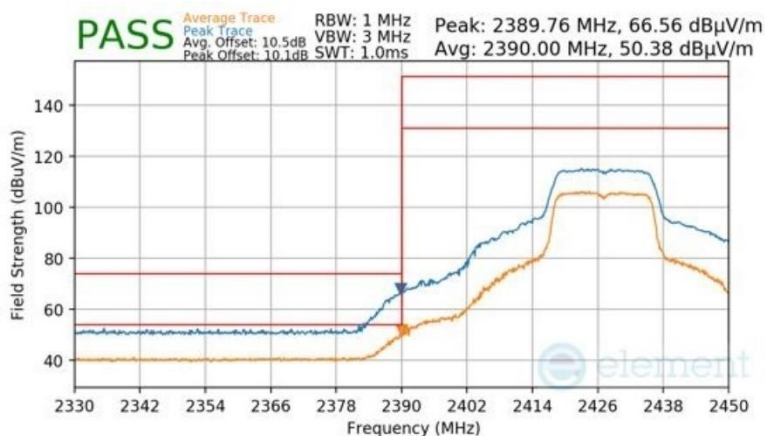
FCC ID: BCGA3267 IC: 579C-A3267		MEASUREMENT REPORT (CERTIFICATION)	Approved by: Technical Manager
Test Report S/N: 1C2410210073-14.BCG	Test Dates: 10/25/2024 - 1/4/2025	EUT Type: Tablet Device	Page 131 of 169

Mode	802.11n
Data Rate	MCS7
Distance of Measurement	3 Meters
Operating Frequency	2422MHz
Channel	3



Plot 7-176 Radiated Restricted Lower Band Edge Measurement Antenna 1a

Mode	802.11n
Data Rate	MCS7
Distance of Measurement	3 Meters
Operating Frequency	2427MHz
Channel	4



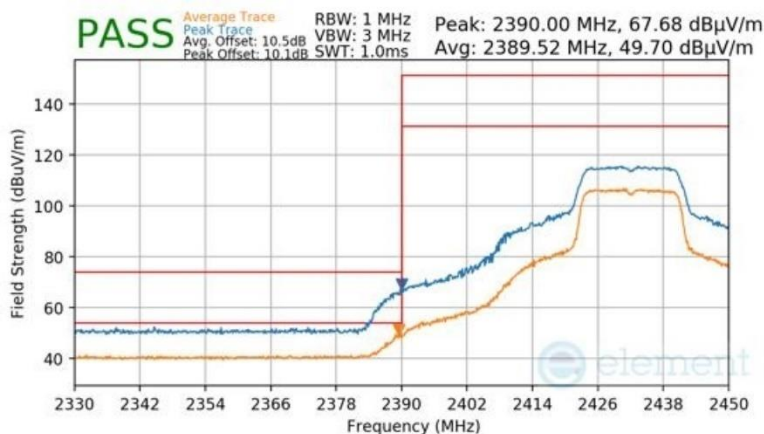
Plot 7-177 Radiated Restricted Lower Band Edge Measurement Antenna 1a

FCC ID: BCGA3267 IC: 579C-A3267		MEASUREMENT REPORT (CERTIFICATION)	Approved by: Technical Manager
Test Report S/N: 1C2410210073-14.BCG	Test Dates: 10/25/2024 - 1/4/2025	EUT Type: Tablet Device	Page 132 of 169

V 10.6 09/14/2023

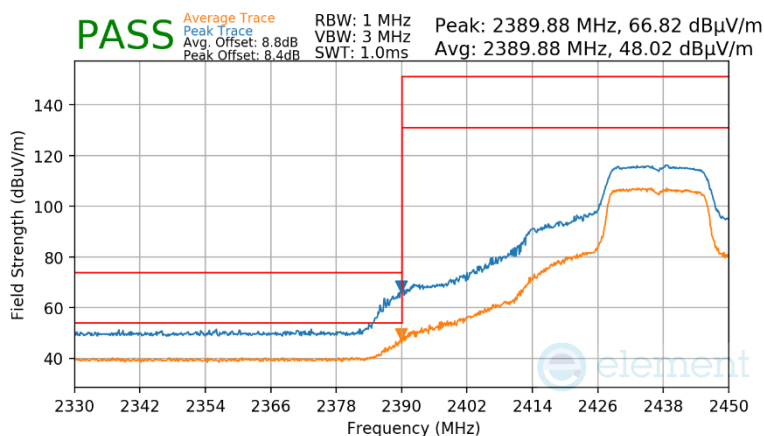


Mode	802.11n
Data Rate	MCS7
Distance of Measurement	3 Meters
Operating Frequency	2432MHz
Channel	5



Plot 7-178 Radiated Restricted Lower Band Edge Measurement Antenna 1a

Mode	802.11n
Data Rate	MCS7
Distance of Measurement	3 Meters
Operating Frequency	2437MHz
Channel	6 Low

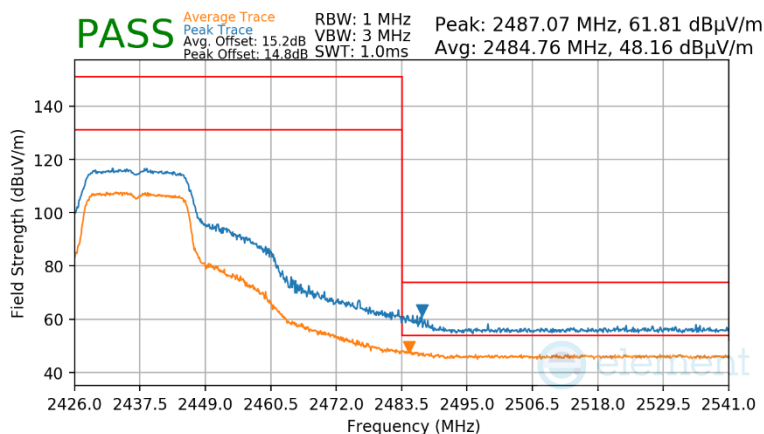


Plot 7-179 Radiated Restricted Lower Band Edge Measurement Antenna 1a

FCC ID: BCGA3267 IC: 579C-A3267		MEASUREMENT REPORT (CERTIFICATION)	Approved by: Technical Manager
Test Report S/N: 1C2410210073-14.BCG	Test Dates: 10/25/2024 - 1/4/2025	EUT Type: Tablet Device	Page 133 of 169

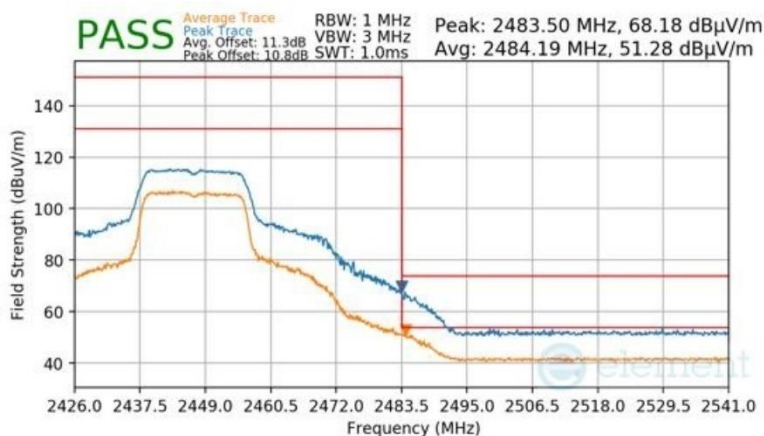
V 10.6 09/14/2023

Mode	802.11n
Data Rate	MCS7
Distance of Measurement	3 Meters
Operating Frequency	2437MHz
Channel	6 High



Plot 7-180 Radiated Restricted Upper Band Edge Measurement Antenna 1a

Mode	802.11n
Data Rate	MCS7
Distance of Measurement	3 Meters
Operating Frequency	2447MHz
Channel	8

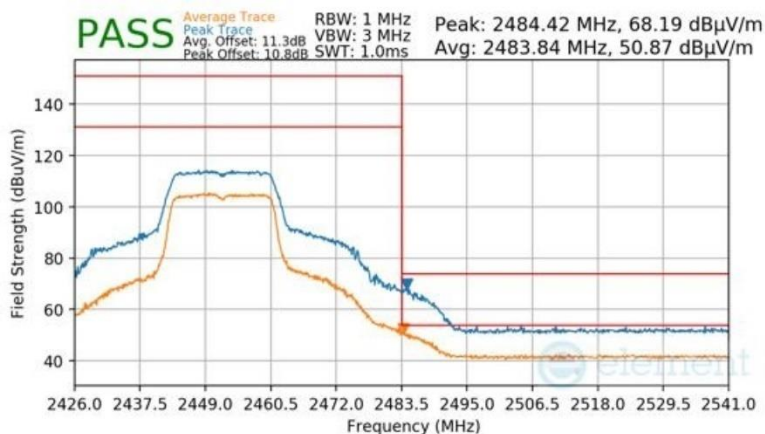


Plot 7-181 Radiated Restricted Upper Band Edge Measurement Antenna 1a

FCC ID: BCGA3267 IC: 579C-A3267		MEASUREMENT REPORT (CERTIFICATION)	Approved by: Technical Manager
Test Report S/N: 1C2410210073-14.BCG	Test Dates: 10/25/2024 - 1/4/2025	EUT Type: Tablet Device	Page 134 of 169

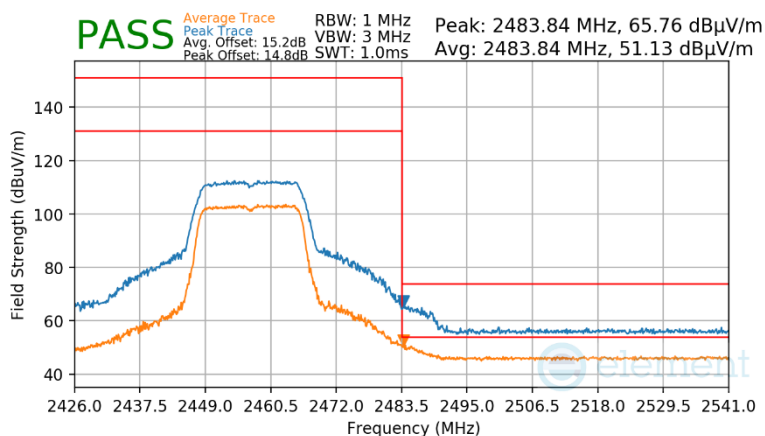
V 10.6 09/14/2023

Mode	802.11n
Data Rate	MCS7
Distance of Measurement	3 Meters
Operating Frequency	2452MHz
Channel	9



Plot 7-182 Radiated Restricted Upper Band Edge Measurement Antenna 1a

Mode	802.11n
Data Rate	MCS7
Distance of Measurement	3 Meters
Operating Frequency	2457MHz
Channel	10

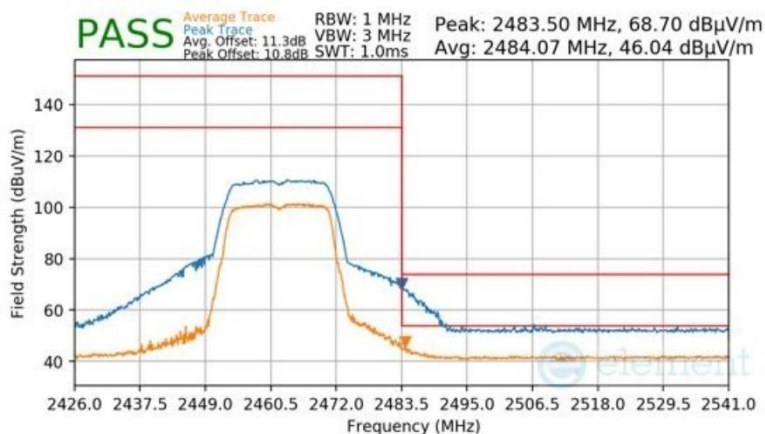


Plot 7-183 Radiated Restricted Upper Band Edge Measurement Antenna 1a

FCC ID: BCGA3267 IC: 579C-A3267		MEASUREMENT REPORT (CERTIFICATION)	Approved by: Technical Manager
Test Report S/N: 1C2410210073-14.BCG	Test Dates: 10/25/2024 - 1/4/2025	EUT Type: Tablet Device	Page 135 of 169

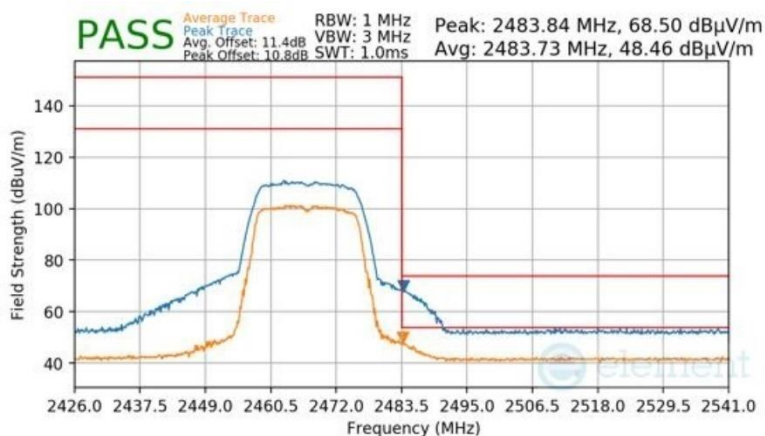
V 10.6 09/14/2023

Mode	802.11n
Data Rate	MCS7
Distance of Measurement	3 Meters
Operating Frequency	2462MHz
Channel	11



Plot 7-184 Radiated Restricted Upper Band Edge Measurement Antenna 1a

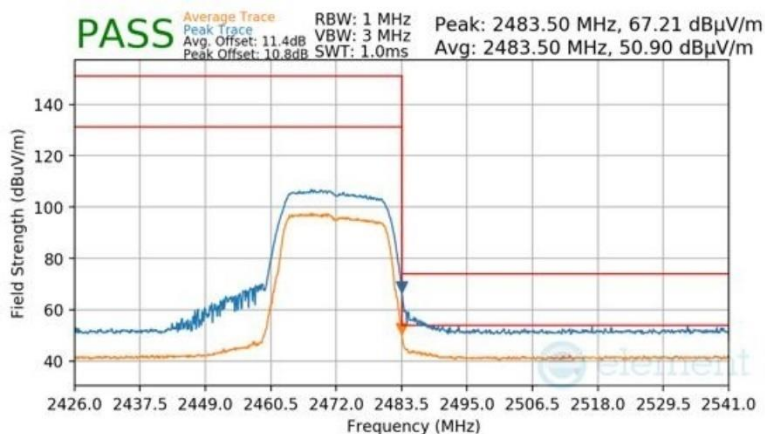
Mode	802.11n
Data Rate	MCS7
Distance of Measurement	3 Meters
Operating Frequency	2467MHz
Channel	12



Plot 7-185 Radiated Restricted Upper Band Edge Measurement Antenna 1a

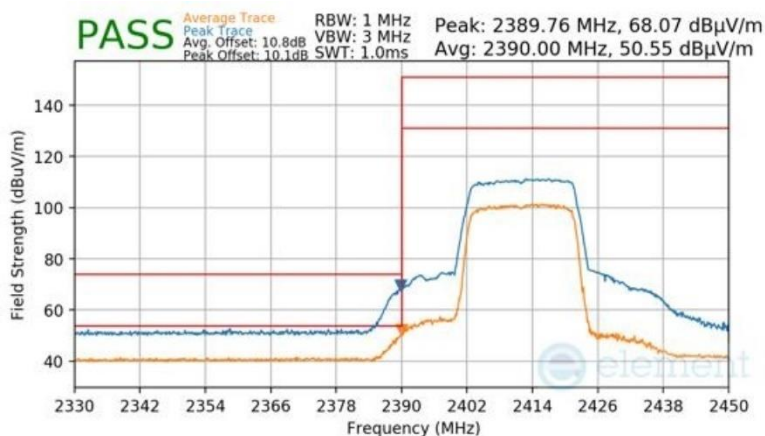
FCC ID: BCGA3267 IC: 579C-A3267		MEASUREMENT REPORT (CERTIFICATION)	Approved by: Technical Manager
Test Report S/N: 1C2410210073-14.BCG	Test Dates: 10/25/2024 - 1/4/2025	EUT Type: Tablet Device	Page 136 of 169

Mode	802.11n
Data Rate	MCS7
Distance of Measurement	3 Meters
Operating Frequency	2472MHz
Channel	13



Plot 7-186 Radiated Restricted Upper Band Edge Measurement Antenna 1a

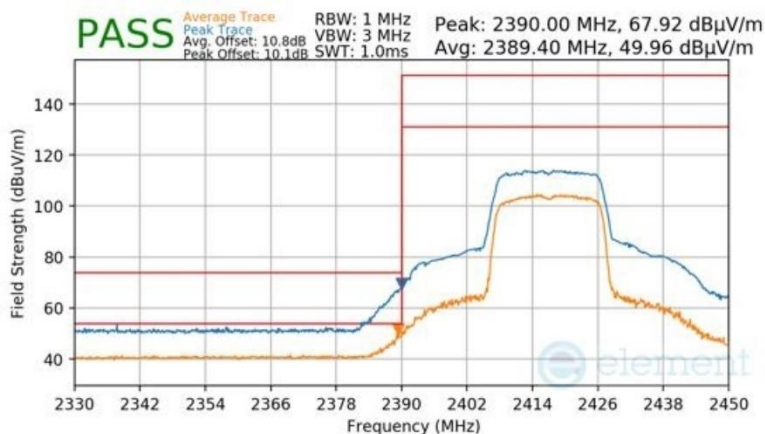
Mode	802.11ax-SU
Data Rate	MCS9
Distance of Measurement	3 Meters
Operating Frequency	2412MHz
Channel	1



Plot 7-187 Radiated Restricted Lower Band Edge Measurement Antenna 1a

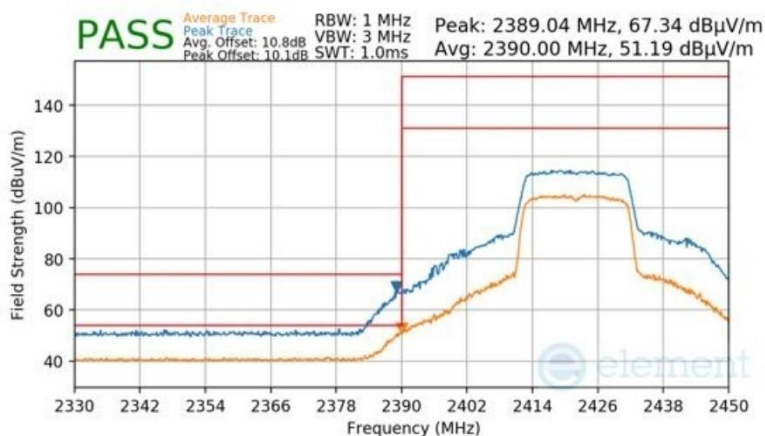
FCC ID: BCGA3267 IC: 579C-A3267		MEASUREMENT REPORT (CERTIFICATION)	Approved by: Technical Manager
Test Report S/N: 1C2410210073-14.BCG	Test Dates: 10/25/2024 - 1/4/2025	EUT Type: Tablet Device	Page 137 of 169

Mode	802.11ax-SU
Data Rate	MCS9
Distance of Measurement	3 Meters
Operating Frequency	2417MHz
Channel	2



Plot 7-188 Radiated Restricted Lower Band Edge Measurement Antenna 1a

Mode	802.11ax-SU
Data Rate	MCS9
Distance of Measurement	3 Meters
Operating Frequency	2422MHz
Channel	3



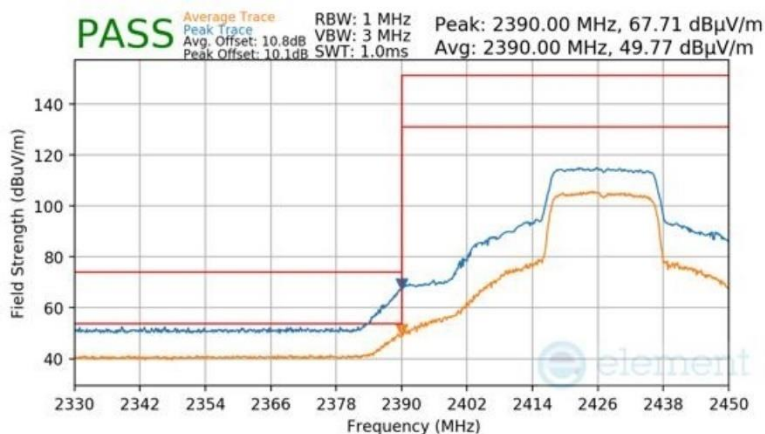
Plot 7-189 Radiated Restricted Lower Band Edge Measurement Antenna 1a

FCC ID: BCGA3267 IC: 579C-A3267		MEASUREMENT REPORT (CERTIFICATION)	Approved by: Technical Manager
Test Report S/N: 1C2410210073-14.BCG	Test Dates: 10/25/2024 - 1/4/2025	EUT Type: Tablet Device	Page 138 of 169

V 10.6 09/14/2023

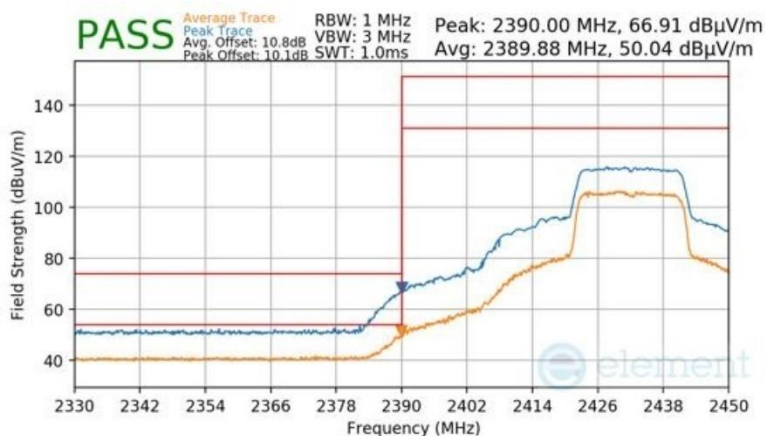


Mode	802.11ax-SU
Data Rate	MCS9
Distance of Measurement	3 Meters
Operating Frequency	2427MHz
Channel	4



Plot 7-190 Radiated Restricted Lower Band Edge Measurement Antenna 1a

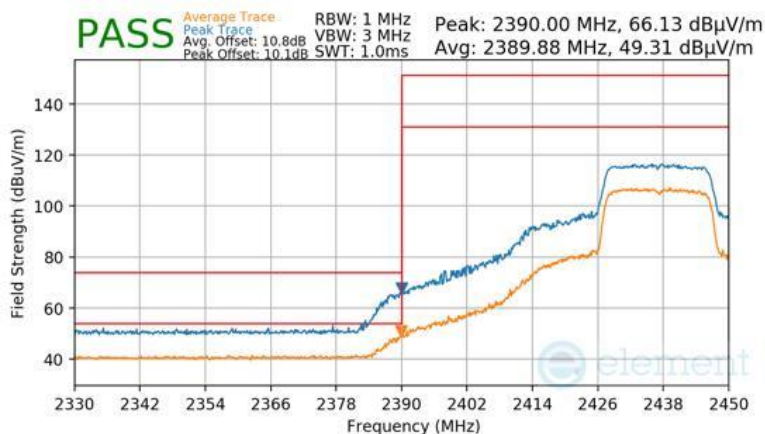
Mode	802.11ax-SU
Data Rate	MCS9
Distance of Measurement	3 Meters
Operating Frequency	2432MHz
Channel	5



Plot 7-191 Radiated Restricted Lower Band Edge Measurement Antenna 1a

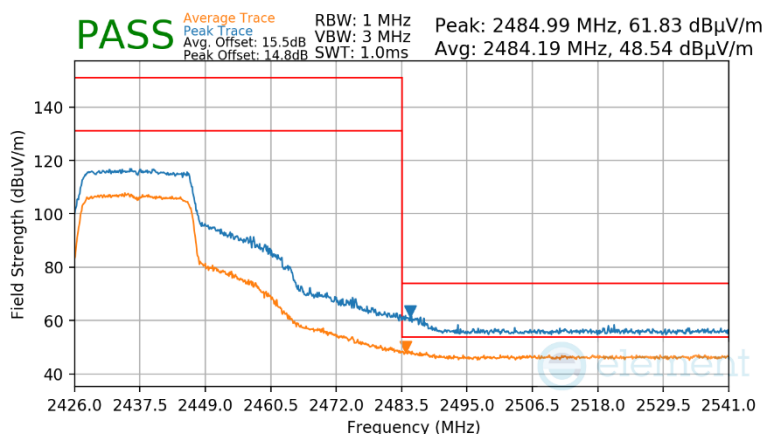
FCC ID: BCGA3267 IC: 579C-A3267		MEASUREMENT REPORT (CERTIFICATION)	Approved by: Technical Manager
Test Report S/N: 1C2410210073-14.BCG	Test Dates: 10/25/2024 - 1/4/2025	EUT Type: Tablet Device	Page 139 of 169

Mode	802.11ax-SU
Data Rate	MCS9
Distance of Measurement	3 Meters
Operating Frequency	2437MHz
Channel	6 Low



Plot 7-192 Radiated Restricted Lower Band Edge Measurement Antenna 1a

Mode	802.11ax-SU
Data Rate	MCS9
Distance of Measurement	3 Meters
Operating Frequency	2437MHz
Channel	6 High

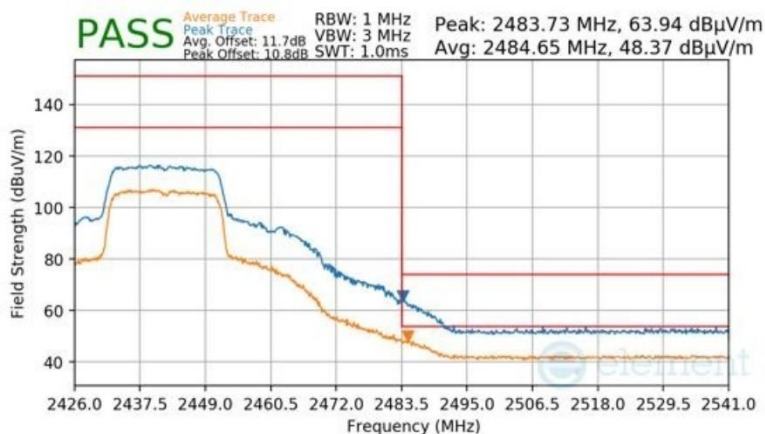


Plot 7-193 Radiated Restricted Upper Band Edge Measurement Antenna 1a

FCC ID: BCGA3267 IC: 579C-A3267		MEASUREMENT REPORT (CERTIFICATION)	Approved by: Technical Manager
Test Report S/N: 1C2410210073-14.BCG	Test Dates: 10/25/2024 - 1/4/2025	EUT Type: Tablet Device	Page 140 of 169

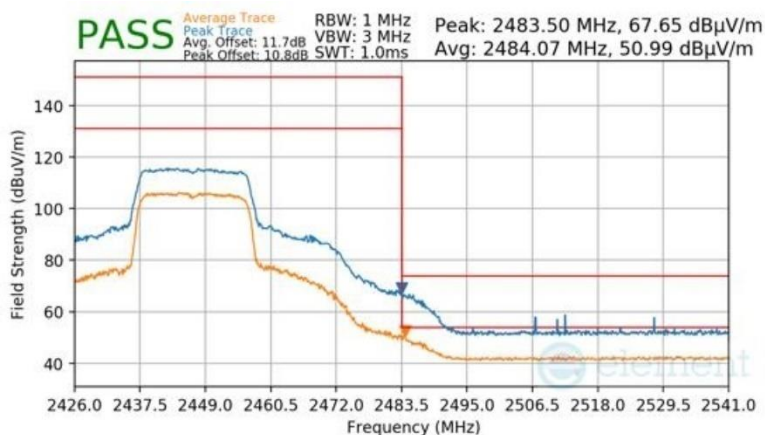
V 10.6 09/14/2023

Mode	802.11ax-SU
Data Rate	MCS9
Distance of Measurement	3 Meters
Operating Frequency	2442MHz
Channel	7



Plot 7-194 Radiated Restricted Upper Band Edge Measurement Antenna 1a

Mode	802.11ax-SU
Data Rate	MCS9
Distance of Measurement	3 Meters
Operating Frequency	2447MHz
Channel	8

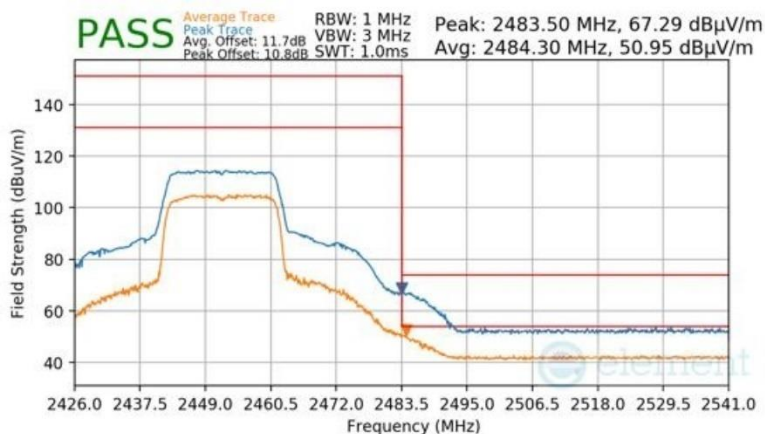


Plot 7-195 Radiated Restricted Upper Band Edge Measurement Antenna 1a

FCC ID: BCGA3267 IC: 579C-A3267		MEASUREMENT REPORT (CERTIFICATION)	Approved by: Technical Manager
Test Report S/N: 1C2410210073-14.BCG	Test Dates: 10/25/2024 - 1/4/2025	EUT Type: Tablet Device	Page 141 of 169

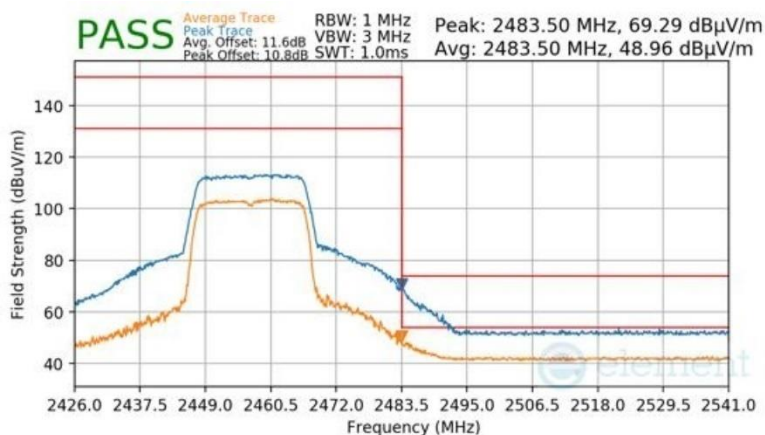
V 10.6 09/14/2023

Mode	802.11ax-SU
Data Rate	MCS9
Distance of Measurement	3 Meters
Operating Frequency	2452MHz
Channel	9



Plot 7-196 Radiated Restricted Upper Band Edge Measurement Antenna 1a

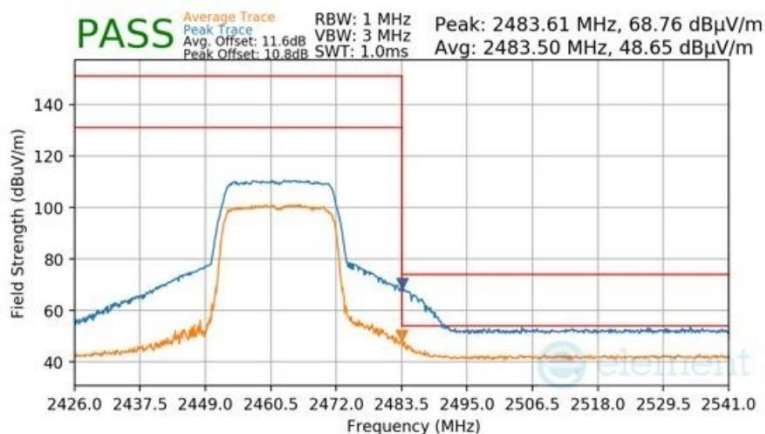
Mode	802.11ax-SU
Data Rate	MCS9
Distance of Measurement	3 Meters
Operating Frequency	2457MHz
Channel	10



Plot 7-197 Radiated Restricted Upper Band Edge Measurement Antenna 1a

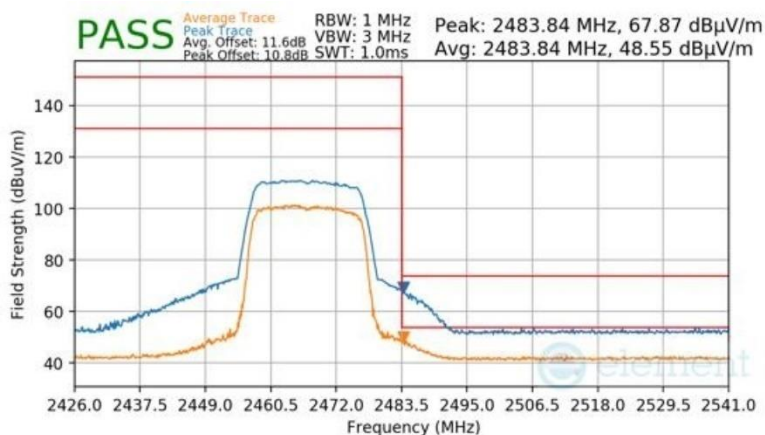
FCC ID: BCGA3267 IC: 579C-A3267		MEASUREMENT REPORT (CERTIFICATION)	Approved by: Technical Manager
Test Report S/N: 1C2410210073-14.BCG	Test Dates: 10/25/2024 - 1/4/2025	EUT Type: Tablet Device	Page 142 of 169

Mode	802.11ax-SU
Data Rate	MCS9
Distance of Measurement	3 Meters
Operating Frequency	2462MHz
Channel	11



Plot 7-198 Radiated Restricted Upper Band Edge Measurement Antenna 1a

Mode	802.11ax-SU
Data Rate	MCS9
Distance of Measurement	3 Meters
Operating Frequency	2467MHz
Channel	12



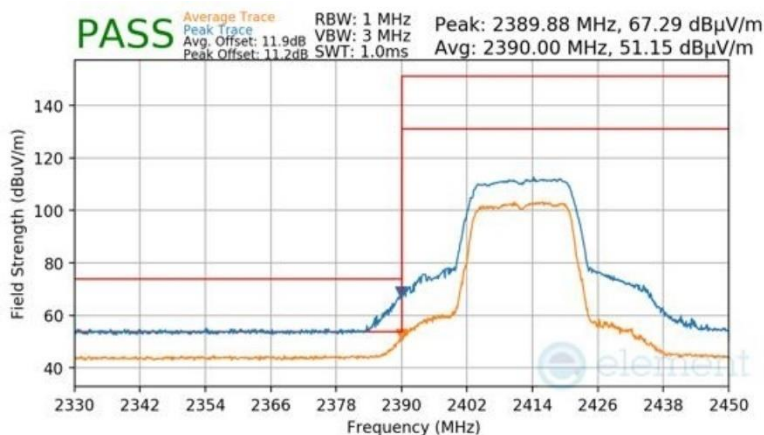
Plot 7-199 Radiated Restricted Upper Band Edge Measurement Antenna 1a

FCC ID: BCGA3267 IC: 579C-A3267		MEASUREMENT REPORT (CERTIFICATION)	Approved by: Technical Manager
Test Report S/N: 1C2410210073-14.BCG	Test Dates: 10/25/2024 - 1/4/2025	EUT Type: Tablet Device	Page 143 of 169

## 7.7.6 CDD Radiated Restricted Band Edge Measurements

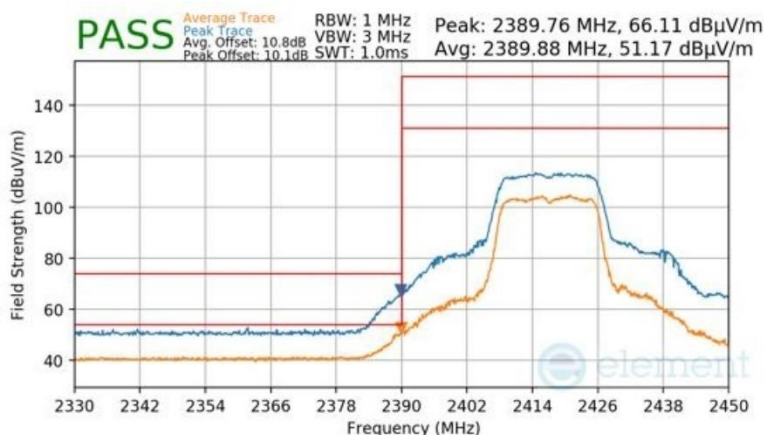
§15.205 §15.209; RSS-Gen [8.9]

Mode	802.11n
Data Rate	MCS15
Distance of Measurement	3 Meters
Operating Frequency	2412MHz
Channel	1



Plot 7-200 Radiated Restricted Lower Band Edge Measurement CDD

Mode	802.11n
Data Rate	MCS15
Distance of Measurement	3 Meters
Operating Frequency	2417MHz
Channel	2



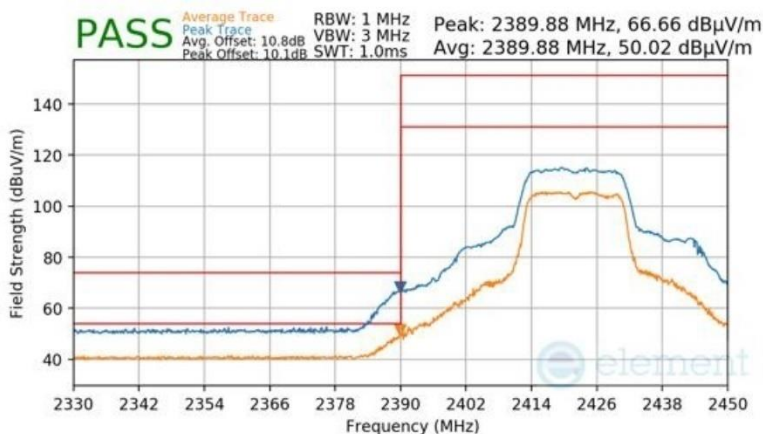
Plot 7-201 Radiated Restricted Lower Band Edge Measurement CDD

FCC ID: BCGA3267 IC: 579C-A3267		MEASUREMENT REPORT (CERTIFICATION)	Approved by: Technical Manager
Test Report S/N: 1C2410210073-14.BCG	Test Dates: 10/25/2024 - 1/4/2025	EUT Type: Tablet Device	Page 144 of 169

V 10.6 09/14/2023

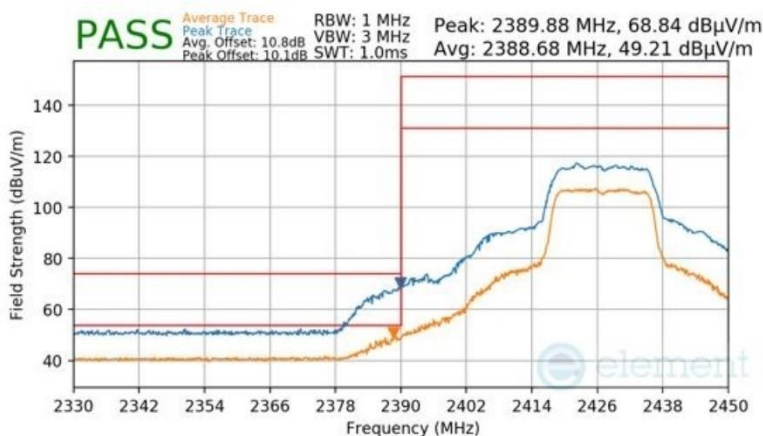


Mode	802.11n
Data Rate	MCS15
Distance of Measurement	3 Meters
Operating Frequency	2422MHz
Channel	3



Plot 7-202 Radiated Restricted Lower Band Edge Measurement CDD

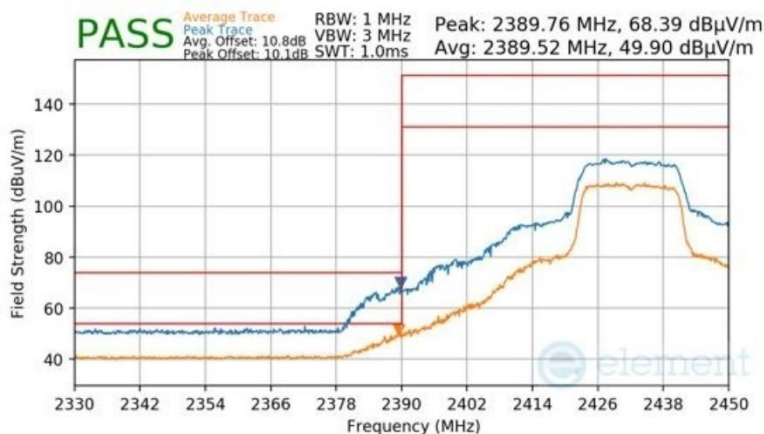
Mode	802.11n
Data Rate	MCS15
Distance of Measurement	3 Meters
Operating Frequency	2427MHz
Channel	4



Plot 7-203 Radiated Restricted Lower Band Edge Measurement CDD

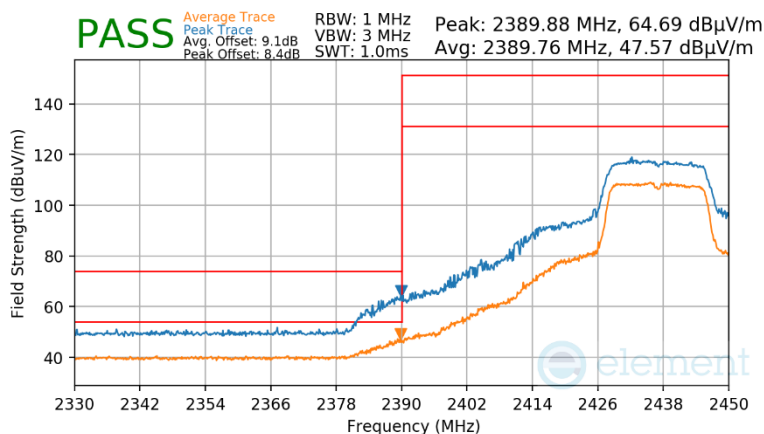
FCC ID: BCGA3267 IC: 579C-A3267		MEASUREMENT REPORT (CERTIFICATION)	Approved by: Technical Manager
Test Report S/N: 1C2410210073-14.BCG	Test Dates: 10/25/2024 - 1/4/2025	EUT Type: Tablet Device	Page 145 of 169

Mode	802.11n
Data Rate	MCS15
Distance of Measurement	3 Meters
Operating Frequency	2432MHz
Channel	5



Plot 7-204 Radiated Restricted Lower Band Edge Measurement CDD

Mode	802.11n
Data Rate	MCS15
Distance of Measurement	3 Meters
Operating Frequency	2437MHz
Channel	6 Low

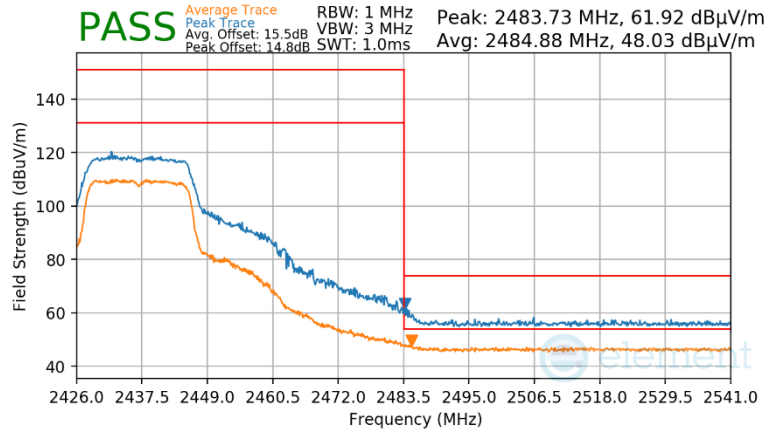


Plot 7-205 Radiated Restricted Lower Band Edge Measurement CDD

FCC ID: BCGA3267 IC: 579C-A3267		MEASUREMENT REPORT (CERTIFICATION)	Approved by: Technical Manager
Test Report S/N: 1C2410210073-14.BCG	Test Dates: 10/25/2024 - 1/4/2025	EUT Type: Tablet Device	Page 146 of 169

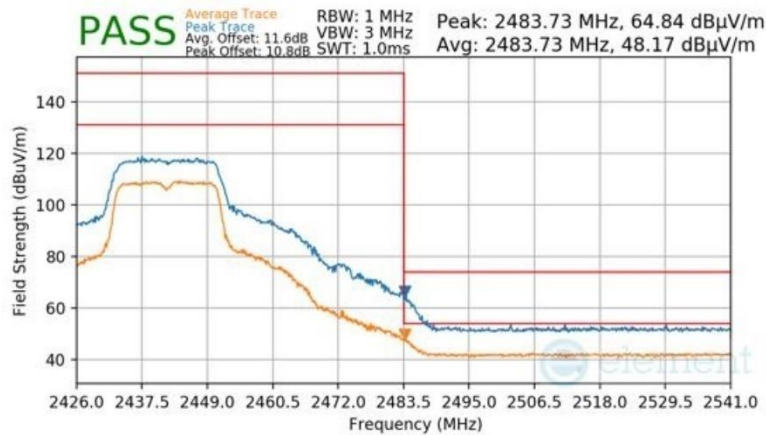
V 10.6 09/14/2023

Mode	802.11n
Data Rate	MCS15
Distance of Measurement	3 Meters
Operating Frequency	2437MHz
Channel	6 High



Plot 7-206 Radiated Restricted Upper Band Edge Measurement CDD

Mode	802.11n
Data Rate	MCS15
Distance of Measurement	3 Meters
Operating Frequency	2442MHz
Channel	7

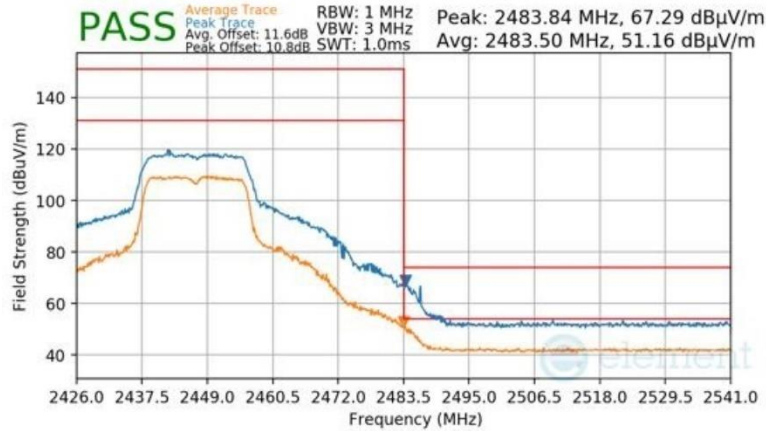


Plot 7-207 Radiated Restricted Upper Band Edge Measurement CDD

FCC ID: BCGA3267 IC: 579C-A3267		MEASUREMENT REPORT (CERTIFICATION)	Approved by: Technical Manager
Test Report S/N: 1C2410210073-14.BCG	Test Dates: 10/25/2024 - 1/4/2025	EUT Type: Tablet Device	Page 147 of 169

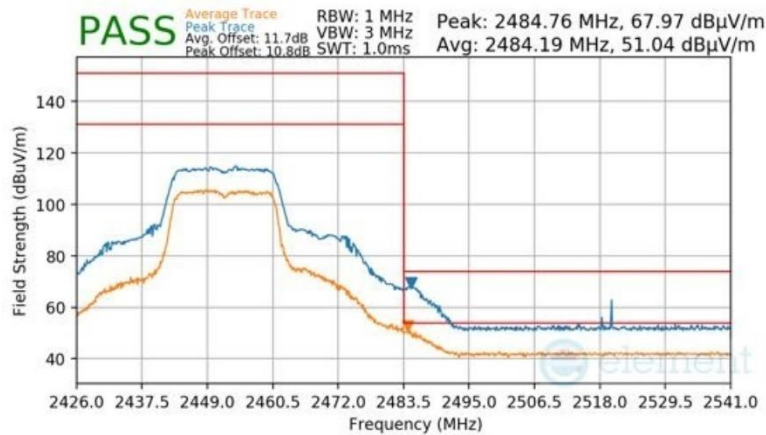
V 10.6 09/14/2023

Mode	802.11n
Data Rate	MCS15
Distance of Measurement	3 Meters
Operating Frequency	2447MHz
Channel	8



Plot 7-208 Radiated Restricted Upper Band Edge Measurement CDD

Mode	802.11n
Data Rate	MCS15
Distance of Measurement	3 Meters
Operating Frequency	2452MHz
Channel	9

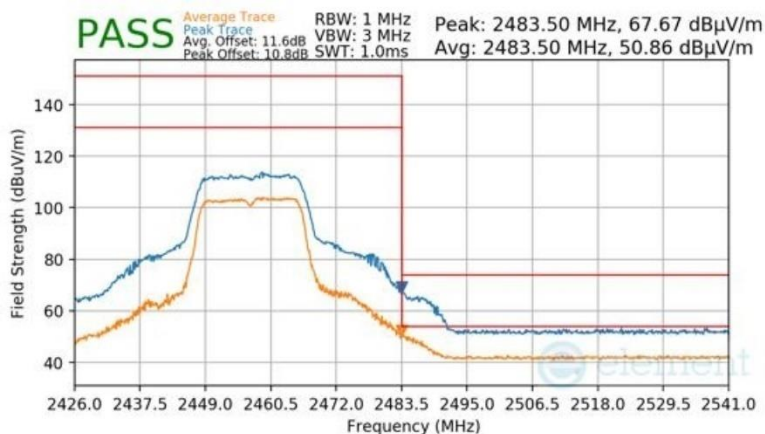


Plot 7-209 Radiated Restricted Upper Band Edge Measurement CDD

FCC ID: BCGA3267 IC: 579C-A3267		MEASUREMENT REPORT (CERTIFICATION)	Approved by: Technical Manager
Test Report S/N: 1C2410210073-14.BCG	Test Dates: 10/25/2024 - 1/4/2025	EUT Type: Tablet Device	Page 148 of 169

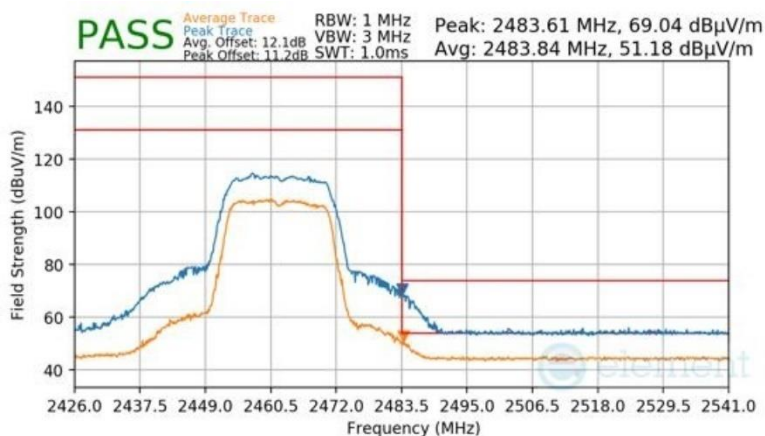
V 10.6 09/14/2023

Mode	802.11n
Data Rate	MCS15
Distance of Measurement	3 Meters
Operating Frequency	2457MHz
Channel	10



Plot 7-210 Radiated Restricted Upper Band Edge Measurement CDD

Mode	802.11n
Data Rate	MCS15
Distance of Measurement	3 Meters
Operating Frequency	2462MHz
Channel	11

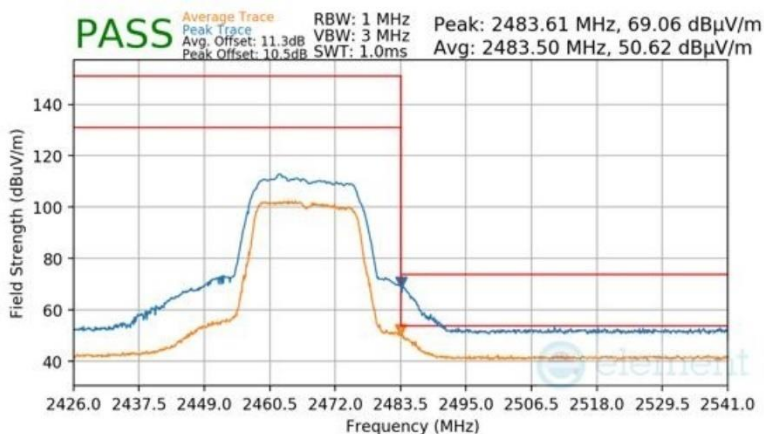


Plot 7-211 Radiated Restricted Upper Band Edge Measurement CDD

FCC ID: BCGA3267 IC: 579C-A3267		MEASUREMENT REPORT (CERTIFICATION)	Approved by: Technical Manager
Test Report S/N: 1C2410210073-14.BCG	Test Dates: 10/25/2024 - 1/4/2025	EUT Type: Tablet Device	Page 149 of 169

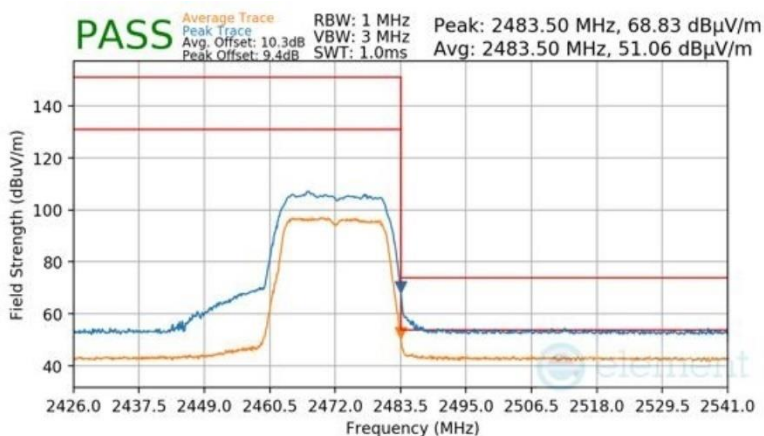
V 10.6 09/14/2023

Mode	802.11n
Data Rate	MCS15
Distance of Measurement	3 Meters
Operating Frequency	2467MHz
Channel	12



Plot 7-212 Radiated Restricted Upper Band Edge Measurement CDD

Mode	802.11n
Data Rate	MCS15
Distance of Measurement	3 Meters
Operating Frequency	2472MHz
Channel	13

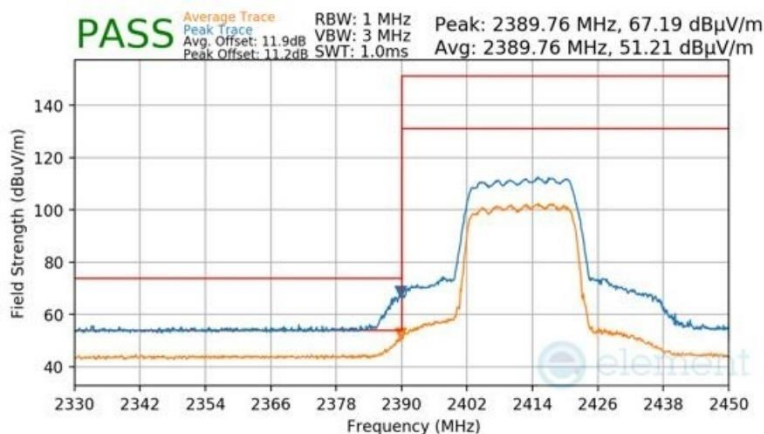


Plot 7-213 Radiated Restricted Upper Band Edge Measurement CDD

FCC ID: BCGA3267 IC: 579C-A3267		MEASUREMENT REPORT (CERTIFICATION)	Approved by: Technical Manager
Test Report S/N: 1C2410210073-14.BCG	Test Dates: 10/25/2024 - 1/4/2025	EUT Type: Tablet Device	Page 150 of 169

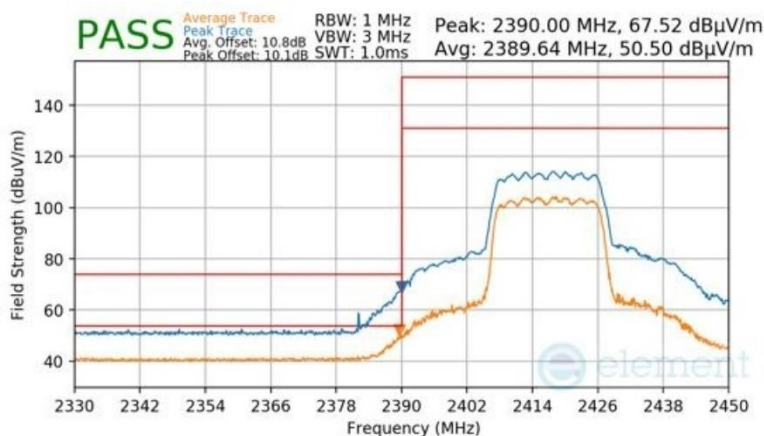


Mode	802.11ax-SU
Data Rate	MCS9
Distance of Measurement	3 Meters
Operating Frequency	2412MHz
Channel	1



Plot 7-214 Radiated Restricted Lower Band Edge Measurement CDD

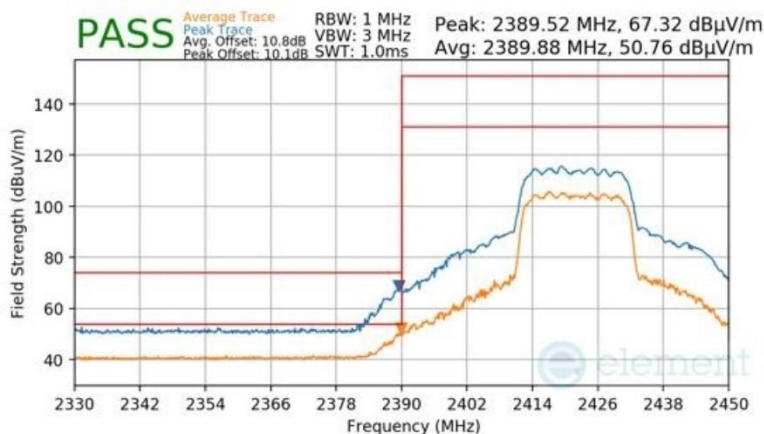
Mode	802.11ax-SU
Data Rate	MCS9
Distance of Measurement	3 Meters
Operating Frequency	2417MHz
Channel	2



Plot 7-215 Radiated Restricted Lower Band Edge Measurement CDD

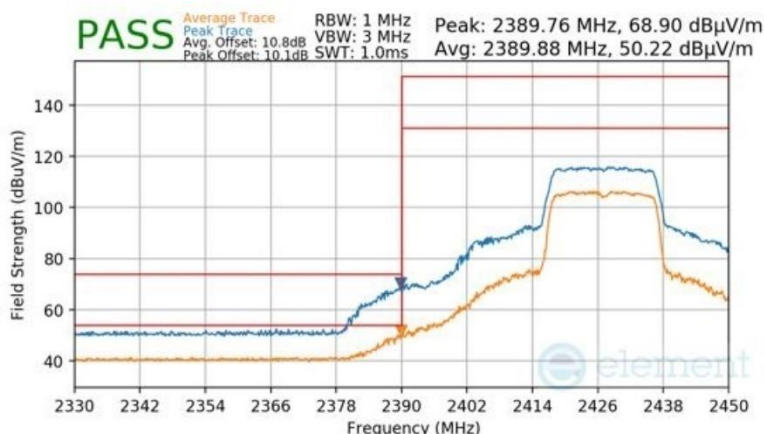
FCC ID: BCGA3267 IC: 579C-A3267		MEASUREMENT REPORT (CERTIFICATION)	Approved by: Technical Manager
Test Report S/N: 1C2410210073-14.BCG	Test Dates: 10/25/2024 - 1/4/2025	EUT Type: Tablet Device	Page 151 of 169

Mode	802.11ax-SU
Data Rate	MCS9
Distance of Measurement	3 Meters
Operating Frequency	2422MHz
Channel	3



Plot 7-216 Radiated Restricted Lower Band Edge Measurement CDD

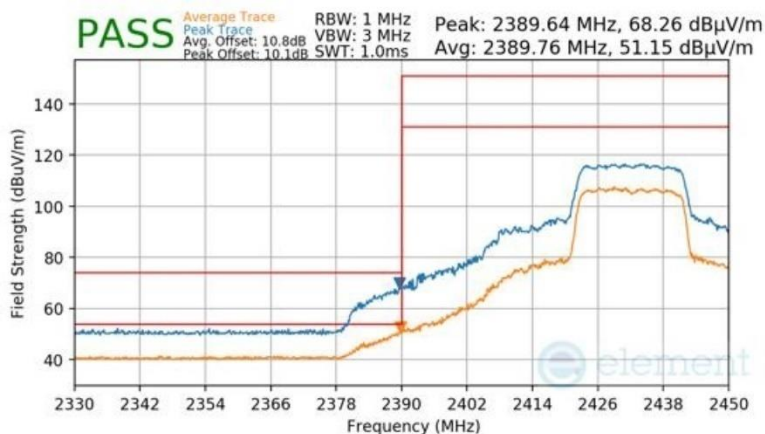
Mode	802.11ax-SU
Data Rate	MCS9
Distance of Measurement	3 Meters
Operating Frequency	2427MHz
Channel	4



Plot 7-217 Radiated Restricted Lower Band Edge Measurement CDD

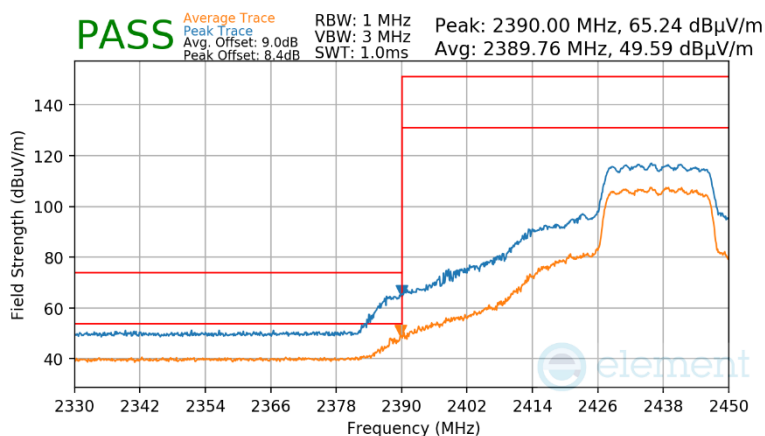
FCC ID: BCGA3267 IC: 579C-A3267		MEASUREMENT REPORT (CERTIFICATION)	Approved by: Technical Manager
Test Report S/N: 1C2410210073-14.BCG	Test Dates: 10/25/2024 - 1/4/2025	EUT Type: Tablet Device	Page 152 of 169

Mode	802.11ax-SU
Data Rate	MCS9
Distance of Measurement	3 Meters
Operating Frequency	2432MHz
Channel	5



Plot 7-218 Radiated Restricted Lower Band Edge Measurement CDD

Mode	802.11ax-SU
Data Rate	MCS9
Distance of Measurement	3 Meters
Operating Frequency	2437MHz
Channel	6 Low

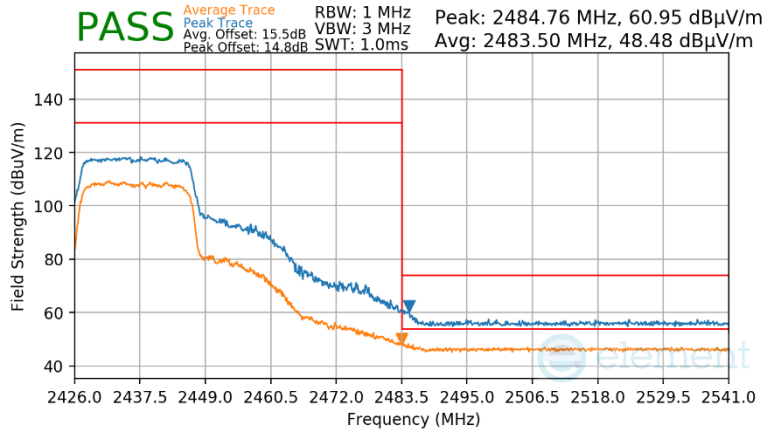


Plot 7-219 Radiated Restricted Lower Band Edge Measurement CDD

FCC ID: BCGA3267 IC: 579C-A3267		MEASUREMENT REPORT (CERTIFICATION)	Approved by: Technical Manager
Test Report S/N: 1C2410210073-14.BCG	Test Dates: 10/25/2024 - 1/4/2025	EUT Type: Tablet Device	Page 153 of 169

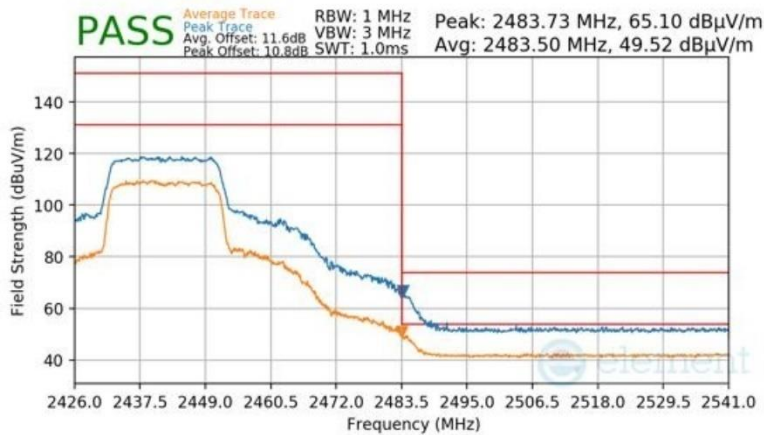
V 10.6 09/14/2023

Mode	802.11ax-SU
Data Rate	MCS9
Distance of Measurement	3 Meters
Operating Frequency	2437MHz
Channel	6 High



Plot 7-220 Radiated Restricted Upper Band Edge Measurement CDD

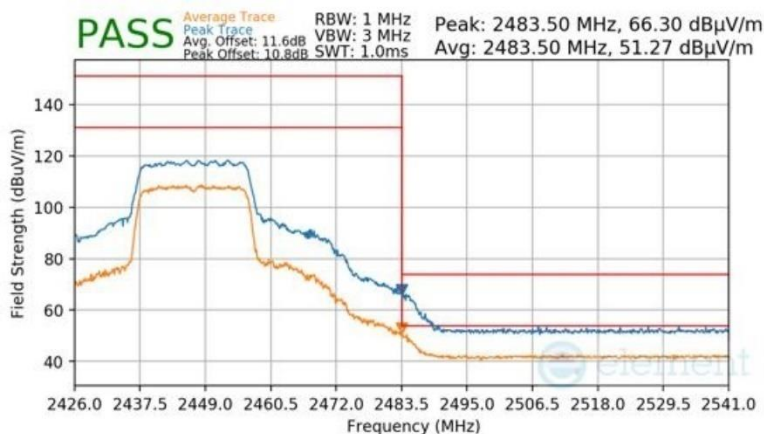
Mode	802.11ax-SU
Data Rate	MCS9
Distance of Measurement	3 Meters
Operating Frequency	2442MHz
Channel	7



Plot 7-221 Radiated Restricted Upper Band Edge Measurement CDD

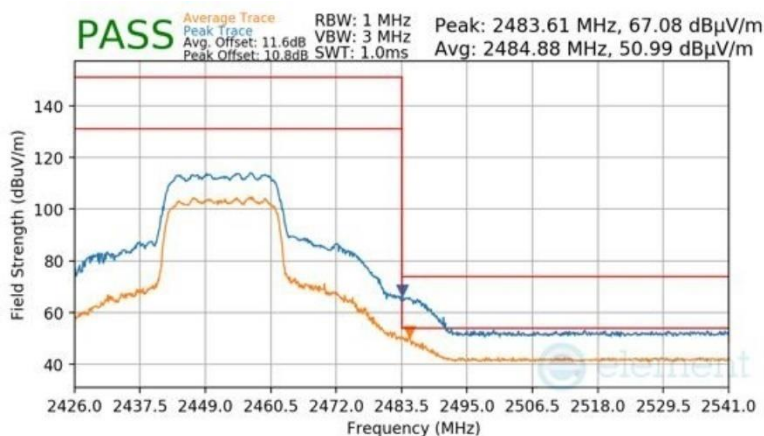
FCC ID: BCGA3267 IC: 579C-A3267		MEASUREMENT REPORT (CERTIFICATION)	Approved by: Technical Manager
Test Report S/N: 1C2410210073-14.BCG	Test Dates: 10/25/2024 - 1/4/2025	EUT Type: Tablet Device	Page 154 of 169

Mode	802.11ax-SU
Data Rate	MCS9
Distance of Measurement	3 Meters
Operating Frequency	2447MHz
Channel	8



Plot 7-222 Radiated Restricted Upper Band Edge Measurement CDD

Mode	802.11ax-SU
Data Rate	MCS9
Distance of Measurement	3 Meters
Operating Frequency	2452MHz
Channel	9

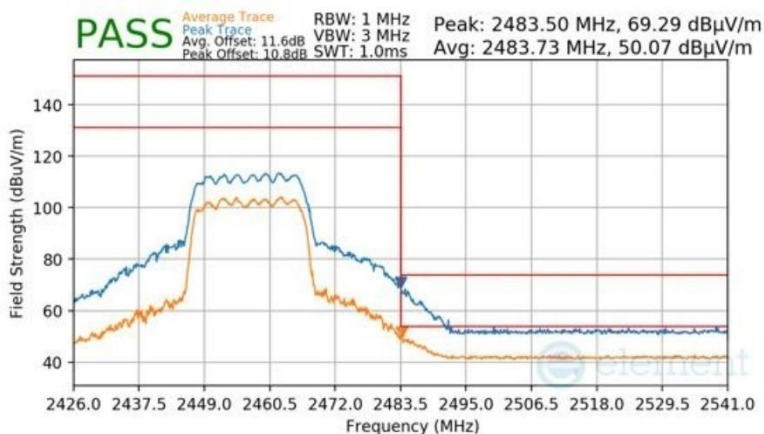


Plot 7-223 Radiated Restricted Upper Band Edge Measurement CDD

FCC ID: BCGA3267 IC: 579C-A3267		MEASUREMENT REPORT (CERTIFICATION)	Approved by: Technical Manager
Test Report S/N: 1C2410210073-14.BCG	Test Dates: 10/25/2024 - 1/4/2025	EUT Type: Tablet Device	Page 155 of 169

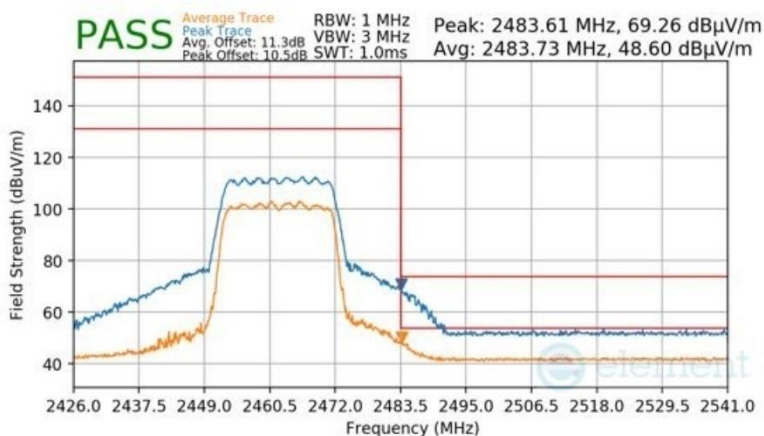
V 10.6 09/14/2023

Mode	802.11ax-SU
Data Rate	MCS9
Distance of Measurement	3 Meters
Operating Frequency	2457MHz
Channel	10



Plot 7-224 Radiated Restricted Upper Band Edge Measurement CDD

Mode	802.11ax-SU
Data Rate	MCS9
Distance of Measurement	3 Meters
Operating Frequency	2462MHz
Channel	11



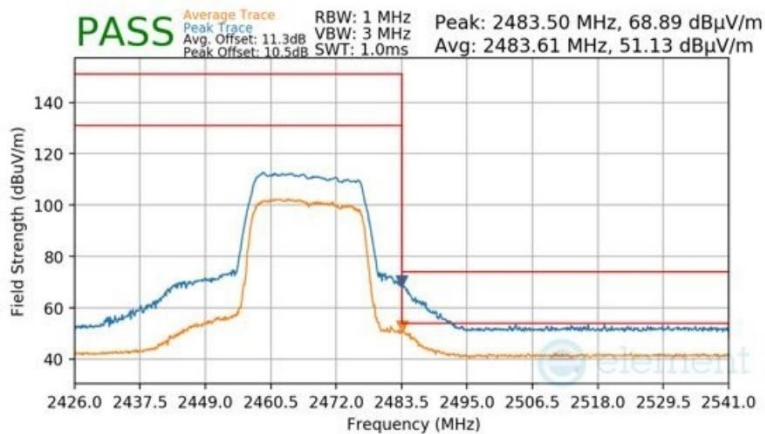
Plot 7-225 Radiated Restricted Upper Band Edge Measurement CDD

FCC ID: BCGA3267 IC: 579C-A3267		MEASUREMENT REPORT (CERTIFICATION)	Approved by: Technical Manager
Test Report S/N: 1C2410210073-14.BCG	Test Dates: 10/25/2024 - 1/4/2025	EUT Type: Tablet Device	Page 156 of 169

V 10.6 09/14/2023



Mode	802.11ax-SU
Data Rate	MCS9
Distance of Measurement	3 Meters
Operating Frequency	2467MHz
Channel	12



Plot 7-226 Radiated Restricted Upper Band Edge Measurement CDD

FCC ID: BCGA3267 IC: 579C-A3267		MEASUREMENT REPORT (CERTIFICATION)	Approved by: Technical Manager
Test Report S/N: 1C2410210073-14.BCG	Test Dates: 10/25/2024 - 1/4/2025	EUT Type: Tablet Device	Page 157 of 169

V 10.6 09/14/2023

## 7.8 Radiated Spurious Emissions – Below 1GHz

§15.209; RSS-Gen [8.9]

### Test Overview and Limit

All out of band radiated spurious emissions are measured with a spectrum analyzer connected to a receive antenna while the EUT is operating at its maximum duty cycle, at maximum power, and at the appropriate frequencies. All data rates and modes were investigated for radiated spurious emissions. Only the radiated emissions of the configuration that produced the worst case emissions are reported in this section.

**All out of band emissions appearing in a restricted band as specified in Section 15.205 of the Title 47 CFR and Table 7 of RSS-Gen (8.10) must not exceed the limits shown in Table 7-30 per Section 15.209 and RSS-Gen (8.9).**

Frequency	Field Strength [μV/m]	Measured Distance [Meters]
0.009 – 0.490 MHz	2400/F (kHz)	300
0.490 – 1.705 MHz	24000/F (kHz)	30
1.705 – 30.00 MHz	30	30
30.00 – 88.00 MHz	100	3
88.00 – 216.0 MHz	150	3
216.0 – 960.0 MHz	200	3
Above 960.0 MHz	500	3

Table 7-30. Radiated Limits

### Test Procedures Used

ANSI C63.10-2020

### Test Settings

#### Quasi-Peak Field Strength Measurements

1. Analyzer center frequency was set to the frequency of the radiated spurious emission of interest
2. RBW = 120kHz (for emissions from 30MHz – 1GHz)
3. Detector = quasi-peak
4. Sweep time = auto couple
5. Trace mode = max hold
6. Trace was allowed to stabilize

#### Peak Field Strength Measurements

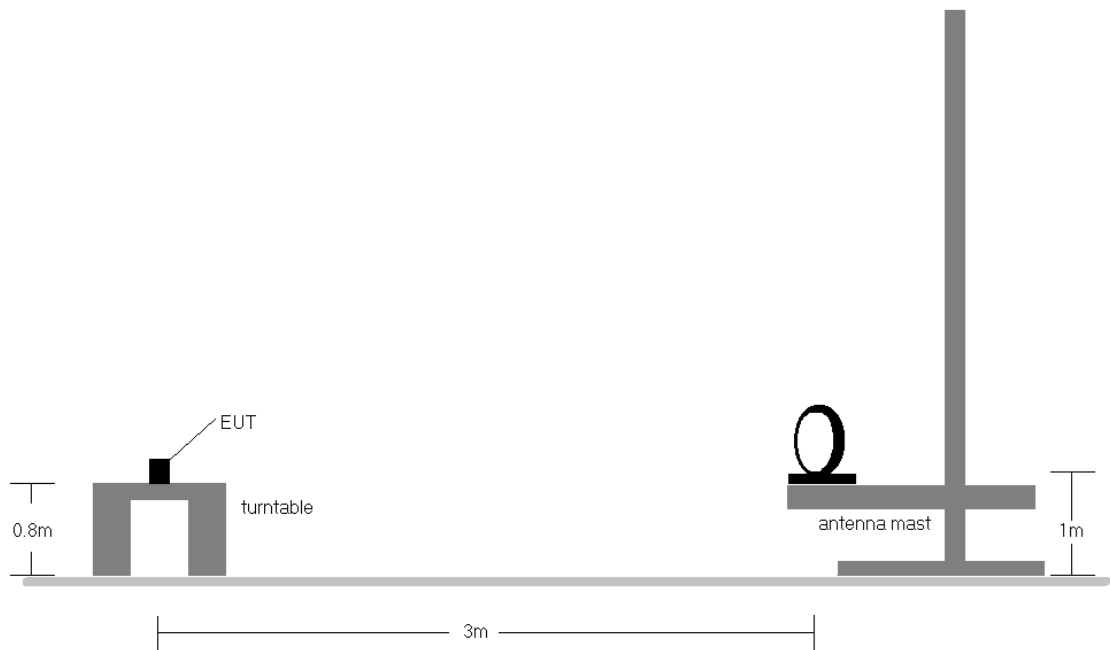
1. Analyzer center frequency was set to the frequency of the radiated spurious emission of interest
2. RBW = 120kHz (for emissions from 30MHz – 1GHz)
3. VBW = 300kHz
4. Detector = peak
5. Sweep time = auto couple
6. Trace mode = max hold

FCC ID: BCGA3267 IC: 579C-A3267		MEASUREMENT REPORT (CERTIFICATION)	Approved by: Technical Manager
Test Report S/N: 1C2410210073-14.BCG	Test Dates: 10/25/2024 - 1/4/2025	EUT Type: Tablet Device	Page 158 of 169

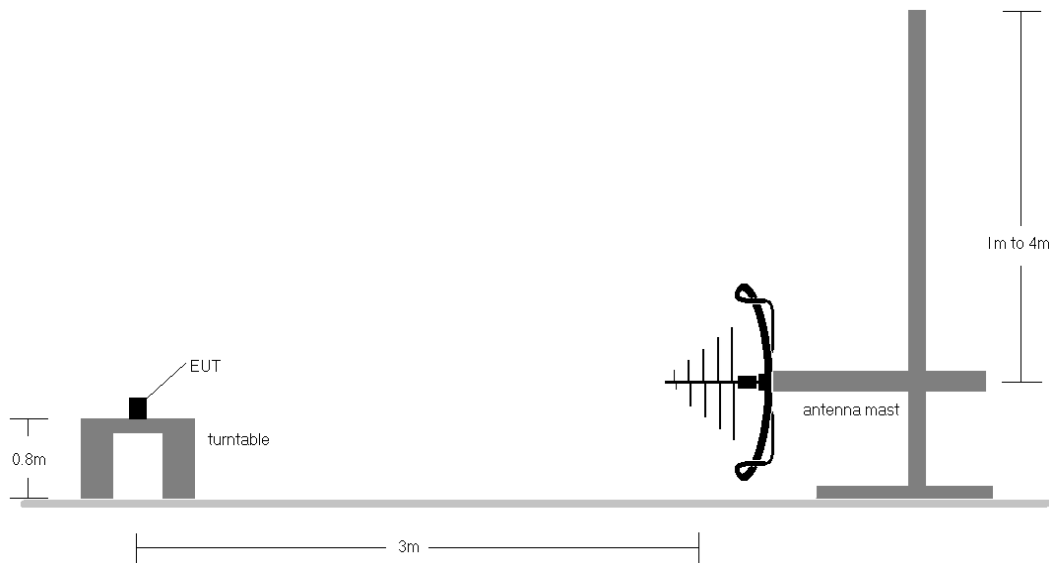
V 10.6 09/14/2023

**Test Setup**

The EUT and measurement equipment were set up as shown in the diagrams below.



**Figure 7-7. Radiated Test Setup < 30Mhz**



**Figure 7-8. Radiated Test Setup < 1GHz**

<b>FCC ID:</b> BCGA3267 <b>IC:</b> 579C-A3267		<b>MEASUREMENT REPORT (CERTIFICATION)</b>	<b>Approved by:</b> Technical Manager
<b>Test Report S/N:</b> 1C2410210073-14.BCG	<b>Test Dates:</b> 10/25/2024 - 1/4/2025	<b>EUT Type:</b> Tablet Device	Page 159 of 169

V 10.6 09/14/2023

## Test Notes

1. All emissions lying in restricted bands specified in §15.205 and RSS-Gen (8.10) are below the limit shown in Table 7-30.
2. The broadband receive antenna is manipulated through vertical and horizontal polarizations during the tests. The EUT is manipulated through three orthogonal planes. For below 30MHz the loop antenna was positioned in 3 orthogonal planes (X front, Y side, Z top) to determine the orientation resulting in the worst case emissions.
3. This unit was tested with its standard battery.
4. The spectrum is investigated using a peak detector and final measurements are recorded using CISPR quasi peak detector for emissions within 6dB of the limit.
5. Emissions were measured at a 3 meter test distance.
6. Emissions are investigated while operating on the center channel of the mode, band, and modulation that produced the worst case results during the transmitter spurious emissions testing.
7. No spurious emissions were detected within 20dB of the limit below 30MHz.
8. Both configurations below were investigated, and the worst case has been reported.
  - a. EUT powered by AC/DC adaptor via USB-C cable with wire charger
  - b. EUT powered by host PC via USB-C cable with wire charger
9. The results recorded using the broadband antenna is known to correlate with the results obtained by using a tuned dipole with an acceptable degree of accuracy. The VSWR for the measurement antenna was found to be less than 2:1.
10. The wide spectrum spurious emissions plots shown on the following pages are used only for the purpose of emission identification.
11. The unit was tested with all possible modes and only the highest emission is reported.
12. All antenna configurations were investigated and only the worst case is reported.

## Sample Calculations

### Determining Spurious Emissions Levels

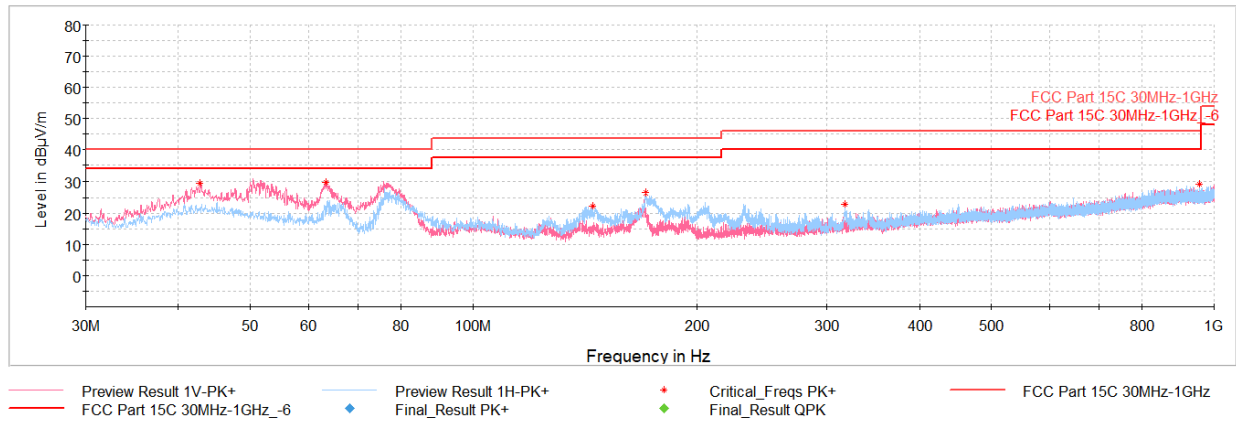
- Field Strength Level  $_{[dB\mu V/m]} = \text{Analyzer Level}_{[dBm]} + 107 + \text{AFCL}_{[dB/m]}$
- $\text{AFCL}_{[dB/m]} = \text{Antenna Factor}_{[dB/m]} + \text{Cable Loss}_{[dB]} - \text{Preamplifier Gain}_{[dB]}$
- $\text{Margin}_{[dB]} = \text{Field Strength Level}_{[dB\mu V/m]} - \text{Limit}_{[dB\mu V/m]}$

FCC ID: BCGA3267 IC: 579C-A3267	 <b>MEASUREMENT REPORT (CERTIFICATION)</b>		<b>Approved by:</b> Technical Manager
<b>Test Report S/N:</b> 1C2410210073-14.BCG	<b>Test Dates:</b> 10/25/2024 - 1/4/2025	<b>EUT Type:</b> Tablet Device	Page 160 of 169

V 10.6 09/14/2023

## CDD Radiated Spurious Emissions Measurements (Below 1GHz)

§15.209; RSS-Gen [8.9]



Plot 7-227. Radiated Spurious Emissions below 1GHz CDD 11n Ch.6, with AC/DC Adapter

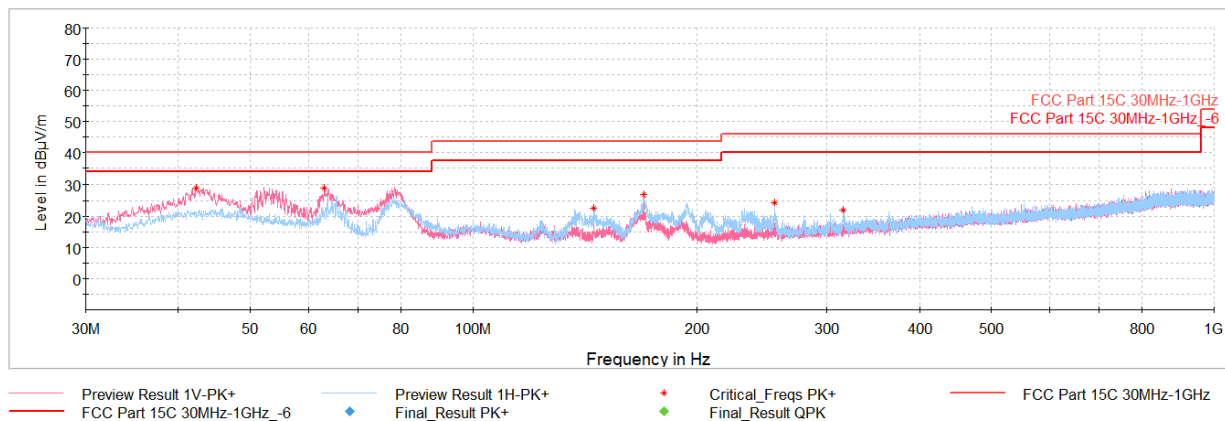
Frequency [MHz]	Detector	Ant. Pol. [H/V]	Antenna Height [cm]	Turntable Azimuth [degree]	Analyzer Level [dBm]	AFCL [dB/m]	Field Strength [dBµV/m]	Limit [dBµV/m]	Margin [dB]
42.85	Max-Peak	V	100	15	-62.77	-14.96	29.27	40.00	-10.73
63.32	Max-Peak	V	100	5	-60.61	-16.75	29.64	40.00	-10.36
144.70	Max-Peak	H	200	170	-64.58	-20.08	22.34	43.52	-21.18
170.89	Max-Peak	H	100	174	-62.26	-18.45	26.29	43.52	-17.23
316.93	Max-Peak	H	100	179	-71.54	-12.73	22.73	46.02	-23.29
954.51	Max-Peak	H	200	16	-76.33	-1.63	29.04	46.02	-16.98

Table 7-31. Radiated Spurious Emissions below 1GHz CDD 11n Ch.6, with AC/DC Adapter

FCC ID: BCGA3267 IC: 579C-A3267	 <b>MEASUREMENT REPORT (CERTIFICATION)</b>		Approved by: Technical Manager
Test Report S/N: 1C2410210073-14.BCG	Test Dates: 10/25/2024 - 1/4/2025	EUT Type: Tablet Device	Page 161 of 169

V 10.6 09/14/2023

Unless otherwise specified, no part of this report may be reproduced or utilized in any part, form or by any means, electronic or mechanical, including photocopying and microfilm, without permission in writing from Element Materials Technology. If you have any questions about this or have an enquiry about obtaining additional rights to this report or assembly of contents thereof, please contact [ct.info@element.com](mailto:ct.info@element.com).



**Plot 7-228. Radiated Spurious Emissions below 1GHz CDD 11ax - SU Ch.6, with AC/DC Adapter**

Frequency [MHz]	Detector	Ant. Pol. [H/V]	Antenna Height [cm]	Turntable Azimuth [degree]	Analyzer Level [dBm]	AFCL [dB/m]	Field Strength [dBμV/m]	Limit [dBμV/m]	Margin [dB]
42.32	Max-Peak	V	100	118	-63.13	-15.07	28.80	40.00	-11.20
63.03	Max-Peak	V	100	331	-61.67	-16.67	28.66	40.00	-11.34
145.43	Max-Peak	H	200	195	-64.30	-20.02	22.68	43.52	-20.84
169.83	Max-Peak	H	100	155	-61.90	-18.49	26.61	43.52	-16.91
254.99	Max-Peak	H	100	210	-68.47	-14.12	24.41	46.02	-21.61
315.62	Max-Peak	H	100	68	-72.39	-12.79	21.82	46.02	-24.20

**Table 7-32. Radiated Spurious Emissions below 1GHz CDD 11ax - SU Ch.6, with AC/DC Adapter**

FCC ID: BCGA3267 IC: 579C-A3267		MEASUREMENT REPORT (CERTIFICATION)		Approved by: Technical Manager
Test Report S/N: 1C2410210073-14.BCG	Test Dates: 10/25/2024 - 1/4/2025	EUT Type: Tablet Device		Page 162 of 169

V 10.6 09/14/2023



## 7.9 AC Line-Conducted Emissions Measurement

§15.207; RSS-Gen [8.8]

### Test Overview and Limit

All AC line conducted spurious emissions are measured with a receiver connected to a grounded LISN while the EUT is operating at its maximum duty cycle, at maximum power, and at the appropriate frequencies. All data rates and modes were investigated for AC Line conducted spurious emissions. Only the conducted emissions of the configuration that produced the worst case emissions are reported in this section.

**All conducted emissions must not exceed the limits shown in the table below, per Section 15.207 and RSS-Gen (8.8).**

Frequency of emission (MHz)	Conducted Limit (dBμV)	
	Quasi-peak	Average
0.15 – 0.5	66 to 56*	56 to 46*
0.5 – 5	56	46
5 – 30	60	50

**Table 7-33. Conducted Limits**

\*Decreases with the logarithm of the frequency.

### Test Procedures Used

ANSI C63.10-2020, Subclause 6.2

### Test Settings

#### Quasi-Peak Measurements

1. Analyzer center frequency was set to the frequency of the spurious emission of interest
2. RBW = 9kHz (for emissions from 150kHz – 30MHz)
3. Detector = quasi-peak
4. Sweep time = auto couple
5. Trace mode = max hold
6. Trace was allowed to stabilize

#### Average Measurements

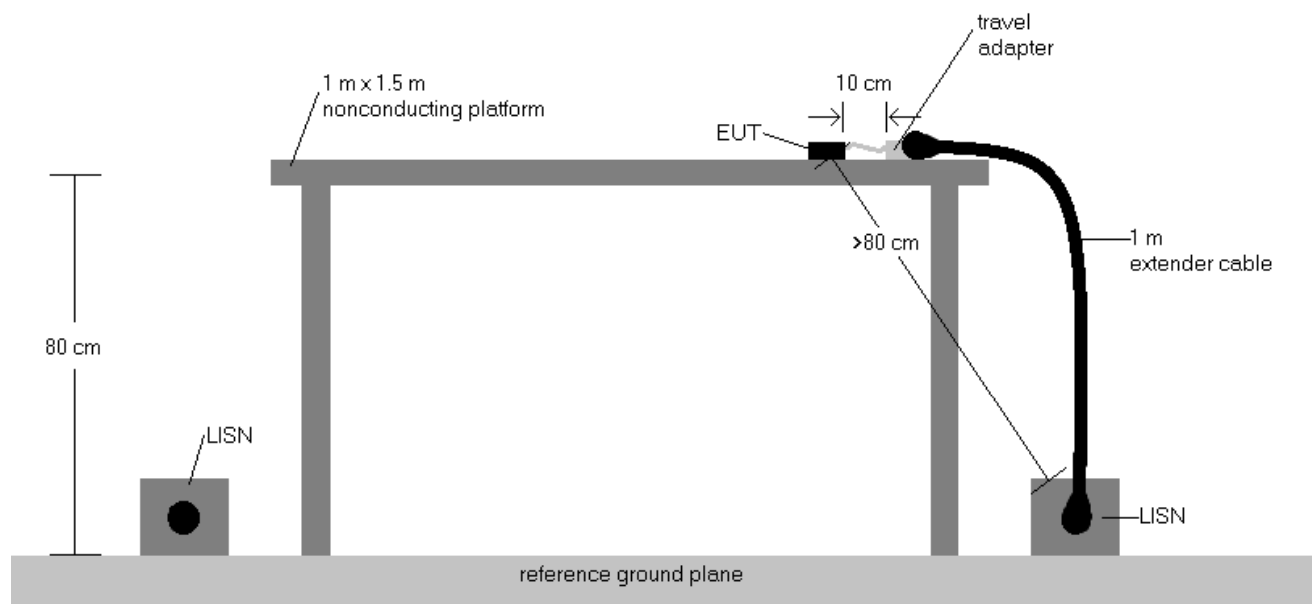
1. Analyzer center frequency was set to the frequency of the spurious emission of interest
2. RBW = 9kHz (for emissions from 150kHz – 30MHz)
3. Detector = RMS
4. Sweep time = auto couple
5. Trace mode = max hold
6. Trace was allowed to stabilize

FCC ID: BCGA3267 IC: 579C-A3267	 <b>MEASUREMENT REPORT (CERTIFICATION)</b>		Approved by: Technical Manager
Test Report S/N: 1C2410210073-14.BCG	Test Dates: 10/25/2024 - 1/4/2025	EUT Type: Tablet Device	Page 163 of 169

V 10.6 09/14/2023

## Test Setup

The EUT and measurement equipment were set up as shown in the diagram below.



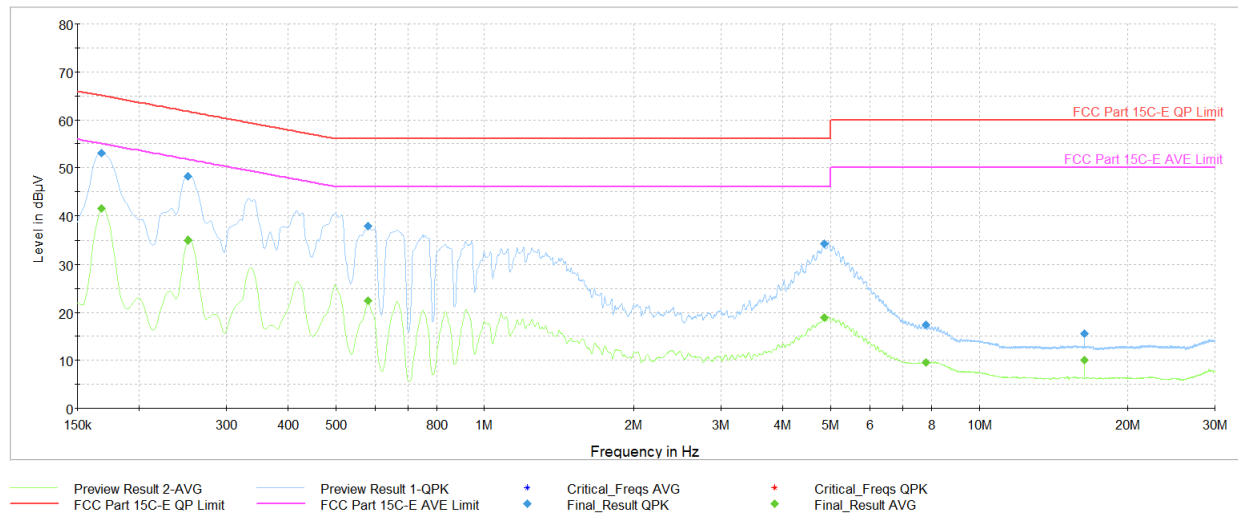
**Figure 7-9. Test Instrument & Measurement Setup**

## Test Notes

1. All modes of operation were investigated and the worst-case emissions are reported. The emissions found were not affected by the choice of channel used during testing.
2. Both configurations below were investigated, and the worst case has been reported.
  - a. EUT powered by AC/DC adaptor via USB-C cable with wire charger
  - b. EUT powered by host PC via USB-C cable with wire charger
3. The limit for an intentional radiator from 150kHz to 30MHz are specified in Part 15.207 and RSS-Gen(8.8).
4.  $\text{Corr. (dB)} = \text{Cable loss (dB)} + \text{LISN insertion factor (dB)}$
5.  $\text{QP/AV Level (dB}\mu\text{V)} = \text{QP/AV Analyzer/Receiver Level (dB}\mu\text{V)} + \text{Corr. (dB)}$
6.  $\text{Margin (dB)} = \text{QP/AV Level (dB}\mu\text{V)} - \text{QP/AV Limit (dB}\mu\text{V)}$
7. Traces shown in plot are made using quasi peak and average detectors.
8. Deviations to the Specifications: None.
9. The unit was tested with all possible modes and only the highest emission is reported.

FCC ID: BCGA3267 IC: 579C-A3267		MEASUREMENT REPORT (CERTIFICATION)	Approved by: Technical Manager
Test Report S/N: 1C2410210073-14.BCG	Test Dates: 10/25/2024 - 1/4/2025	EUT Type: Tablet Device	Page 164 of 169

V 10.6 09/14/2023



**Plot 7-229. AC Line Conducted Plot with CDD 11n Ch.6 (L1, with AC/DC Adapter)**

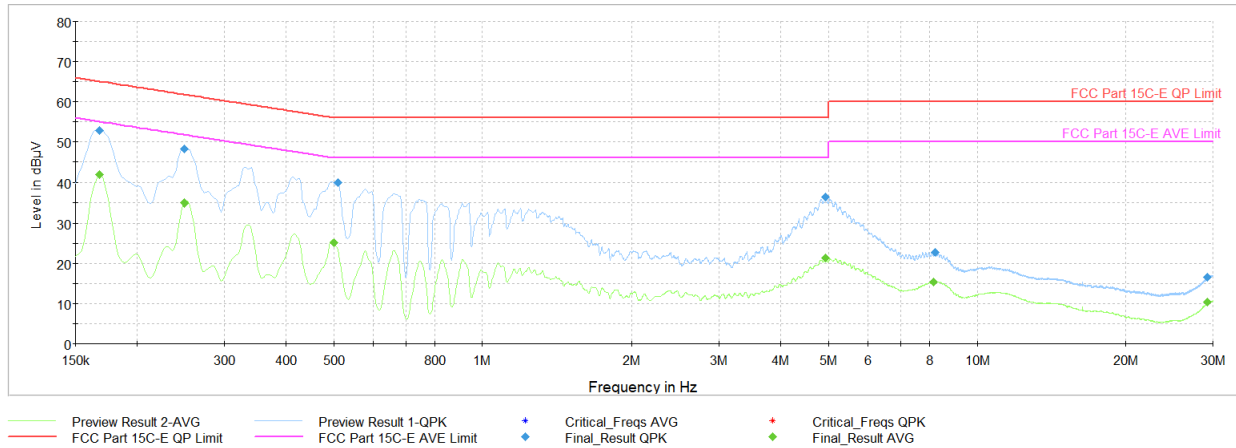
Frequency [MHz]	Process State	QuasiPeak [dBμV]	Average [dBμV]	Limit [dBμV]	Margin [dB]	Line	PE
0.168	FINAL	—	41.59	55.06	-13.47	L1	GND
0.168	FINAL	53.1	—	65.06	-11.95	L1	GND
0.251	FINAL	—	34.96	51.72	-16.76	L1	GND
0.251	FINAL	48.1	—	61.72	-13.60	L1	GND
0.582	FINAL	—	22.34	46.00	-23.66	L1	GND
0.582	FINAL	37.9	—	56.00	-18.14	L1	GND
4.850	FINAL	34.3	—	56.00	-21.69	L1	GND
4.853	FINAL	—	18.99	46.00	-27.01	L1	GND
7.793	FINAL	17.3	—	60.00	-42.66	L1	GND
7.798	FINAL	—	9.55	50.00	-40.45	L1	GND
16.332	FINAL	—	10.00	50.00	-40.00	L1	GND
16.332	FINAL	15.6	—	60.00	-44.38	L1	GND

**Table 7-34. AC Line Conducted Data with CDD 11n Ch.6 (L1, with AC/DC Adapter)**

FCC ID: BCGA3267 IC: 579C-A3267	 <b>MEASUREMENT REPORT (CERTIFICATION)</b>		Approved by: Technical Manager
Test Report S/N: 1C2410210073-14.BCG	Test Dates: 10/25/2024 - 1/4/2025	EUT Type: Tablet Device	Page 165 of 169

V 10.6 09/14/2023

Unless otherwise specified, no part of this report may be reproduced or utilized in any part, form or by any means, electronic or mechanical, including photocopying and microfilm, without permission in writing from Element Materials Technology. If you have any questions about this or have an enquiry about obtaining additional rights to this report or assembly of contents thereof, please contact [ct.info@element.com](mailto:ct.info@element.com).



**Plot 7-230. AC Line Conducted Plot with CDD 11n Ch.6 (N, with AC/DC Adapter)**

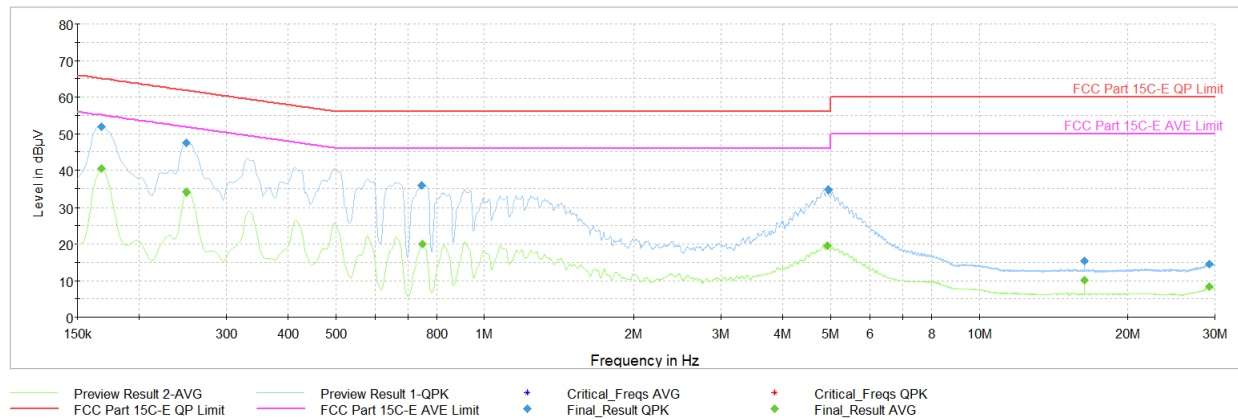
Frequency [MHz]	Process State	QuasiPeak [dBμV]	Average [dBμV]	Limit [dBμV]	Margin [dB]	Line	PE
0.168	FINAL	—	41.82	55.06	-13.24	N	GND
0.168	FINAL	53.0	—	65.06	-12.11	N	GND
0.249	FINAL	—	34.98	51.79	-16.81	N	GND
0.249	FINAL	48.3	—	61.79	-13.48	N	GND
0.501	FINAL	—	25.05	46.00	-20.95	N	GND
0.510	FINAL	39.8	—	56.00	-16.18	N	GND
4.934	FINAL	36.4	—	56.00	-19.60	N	GND
4.934	FINAL	—	21.39	46.00	-24.61	N	GND
8.171	FINAL	—	15.36	50.00	-34.65	N	GND
8.205	FINAL	22.7	—	60.00	-37.27	N	GND
29.236	FINAL	—	10.38	50.00	-39.62	N	GND
29.236	FINAL	16.7	—	60.00	-43.35	N	GND

**Table 7-35. AC Line Conducted Data with CDD 11n Ch.6 (N, with AC/DC Adapter)**

FCC ID: BCGA3267 IC: 579C-A3267		MEASUREMENT REPORT (CERTIFICATION)	Approved by: Technical Manager
Test Report S/N: 1C2410210073-14.BCG	Test Dates: 10/25/2024 - 1/4/2025	EUT Type: Tablet Device	Page 166 of 169

V 10.6 09/14/2023

Unless otherwise specified, no part of this report may be reproduced or utilized in any part, form or by any means, electronic or mechanical, including photocopying and microfilm, without permission in writing from Element Materials Technology. If you have any questions about this or have an enquiry about obtaining additional rights to this report or assembly of contents thereof, please contact [ct.info@element.com](mailto:ct.info@element.com).

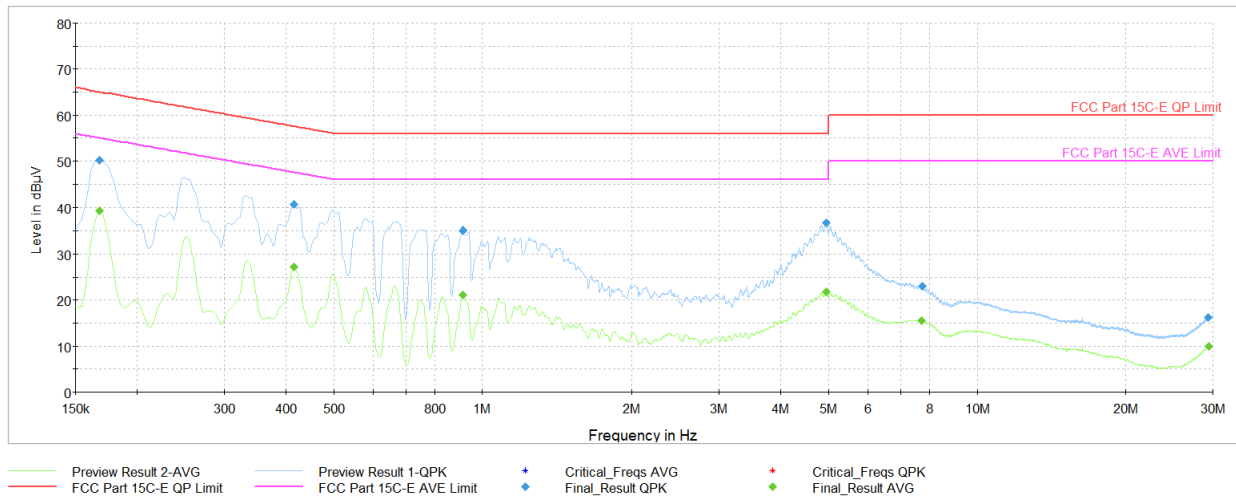


**Plot 7-231. AC Line Conducted Plot with CDD 11ax - SU Ch.6 (L1, with AC/DC Adapter)**

Frequency [MHz]	Process State	QuasiPeak [dBμV]	Average [dBμV]	Limit [dBμV]	Margin [dB]	Line	PE
0.168	FINAL	—	40.48	55.06	-14.58	L1	GND
0.168	FINAL	51.8	—	65.06	-13.28	L1	GND
0.249	FINAL	—	34.11	51.79	-17.68	L1	GND
0.249	FINAL	47.5	—	61.79	-14.27	L1	GND
0.746	FINAL	35.9	—	56.00	-20.14	L1	GND
0.749	FINAL	—	19.98	46.00	-26.02	L1	GND
4.934	FINAL	—	19.48	46.00	-26.52	L1	GND
4.943	FINAL	34.7	—	56.00	-21.34	L1	GND
16.316	FINAL	15.5	—	60.00	-44.52	L1	GND
16.316	FINAL	—	10.00	50.00	-40.00	L1	GND
29.236	FINAL	—	8.40	50.00	-41.60	L1	GND
29.236	FINAL	14.6	—	60.00	-45.41	L1	GND

**Table 7-36. AC Line Conducted Data with CDD 11ax - SU Ch.6 (L1, with AC/DC Adapter)**

<b>FCC ID:</b> BCGA3267 <b>IC:</b> 579C-A3267	 <b>MEASUREMENT REPORT (CERTIFICATION)</b>		<b>Approved by:</b> Technical Manager
<b>Test Report S/N:</b> 1C2410210073-14.BCG	<b>Test Dates:</b> 10/25/2024 - 1/4/2025	<b>EUT Type:</b> Tablet Device	Page 167 of 169



**Plot 7-232. AC Line Conducted Plot with CDD 11ax - SU Ch.6 (N, with AC/DC Adapter)**

Frequency [MHz]	Process State	QuasiPeak [dBμV]	Average [dBμV]	Limit [dBμV]	Margin [dB]	Line	PE
0.168	FINAL	—	39.17	55.06	-15.88	N	GND
0.168	FINAL	50.3	—	65.06	-14.78	N	GND
0.416	FINAL	—	27.17	47.54	-20.36	N	GND
0.416	FINAL	40.5	—	57.54	-17.00	N	GND
0.913	FINAL	35.0	—	56.00	-21.05	N	GND
0.913	FINAL	—	21.04	46.00	-24.96	N	GND
4.940	FINAL	—	21.75	46.00	-24.25	N	GND
4.943	FINAL	36.6	—	56.00	-19.38	N	GND
7.703	FINAL	—	15.43	50.00	-34.57	N	GND
7.742	FINAL	23.0	—	60.00	-36.98	N	GND
29.373	FINAL	16.2	—	60.00	-43.79	N	GND
29.481	FINAL	—	9.95	50.00	-40.05	N	GND

**Table 7-37. AC Line Conducted Data with CDD 11ax - SU Ch.6 (N, with AC/DC Adapter)**


FCC ID: BCGA3267 IC: 579C-A3267	 <b>MEASUREMENT REPORT (CERTIFICATION)</b>		Approved by: Technical Manager
Test Report S/N: 1C2410210073-14.BCG	Test Dates: 10/25/2024 - 1/4/2025	EUT Type: Tablet Device	Page 168 of 169

V 10.6 09/14/2023



## 8.0 CONCLUSION

The data collected relate only the item(s) tested and show that the **Apple Tablet Device FCC ID: BCGA3267, IC: 579C-A3267** is in compliance with Part 15 Subpart C (15.247) of the FCC Rules and RSS-247 of the Innovation, Science and Economic Development Canada Rules.

<b>FCC ID:</b> BCGA3267 <b>IC:</b> 579C-A3267		<b>MEASUREMENT REPORT (CERTIFICATION)</b>	<b>Approved by:</b> Technical Manager
<b>Test Report S/N:</b> 1C2410210073-14.BCG	<b>Test Dates:</b> 10/25/2024 - 1/4/2025	<b>EUT Type:</b> Tablet Device	Page 169 of 169

V 10.6 09/14/2023

Unless otherwise specified, no part of this report may be reproduced or utilized in any part, form or by any means, electronic or mechanical, including photocopying and microfilm, without permission in writing from Element Materials Technology. If you have any questions about this or have an enquiry about obtaining additional rights to this report or assembly of contents thereof, please contact [ct.info@element.com](mailto:ct.info@element.com).