

7.4.16 ISED Antenna 3a Conducted Output Power Measurements (Fully-loaded RU)

5GHz (20MHz Bandwidth)	Freq [MHz]	Channel	RU Size	RU Index	Data Rate [Mbps]	Conducted Power [dBm]	Conducted Power Limit [dBm]	Conducted Power Margin [dB]	Ant. Gain [dBi]	Max e.i.r.p. [dBm]	Max e.i.r.p. Limit [dBm]	e.i.r.p. Margin [dB]
	5180	36	242	61	121.9/143.4 (MCS11)	15.47	-	-	2.00	17.47	22.58	-5.11
	5200	40	242	61	121.9/143.4 (MCS11)	17.52	-	-	2.00	19.52	22.58	-3.06
	5240	48	242	61	121.9/143.4 (MCS11)	17.50	-	-	2.00	19.50	22.58	-3.08
	5260	52	242	61	121.9/143.4 (MCS11)	19.22	23.64	-4.42	1.80	21.02	29.64	-8.62
	5300	60	242	61	121.9/143.4 (MCS11)	19.31	23.64	-4.33	1.80	21.11	29.64	-8.53
	5320	64	242	61	121.9/143.4 (MCS11)	15.91	23.64	-7.73	1.80	17.71	29.64	-11.93
	5500	100	242	61	121.9/143.4 (MCS11)	14.49	23.67	-9.18	1.10	15.59	29.67	-14.08
	5520	104	242	61	121.9/143.4 (MCS11)	17.92	23.67	-5.75	1.10	19.02	29.67	-10.65
	5540	108	242	61	121.9/143.4 (MCS11)	19.21	23.67	-4.46	1.10	20.31	29.67	-9.36
	5580	116	242	61	121.9/143.4 (MCS11)	19.44	23.67	-4.23	1.10	20.54	29.67	-9.13
	5660	132	242	61	121.9/143.4 (MCS11)	19.18	23.67	-4.49	1.10	20.28	29.67	-9.39
	5680	136	242	61	121.9/143.4 (MCS11)	19.17	23.67	-4.50	1.10	20.27	29.67	-9.40
	5700	140	242	61	121.9/143.4 (MCS11)	13.39	23.67	-10.28	1.10	14.49	29.67	-15.18
	5720	144	242	61	121.9/143.4 (MCS11)	19.35	23.67	-4.32	1.10	20.45	29.67	-9.22
	5745	149	242	61	121.9/143.4 (MCS11)	19.17	30.00	-10.83	1.00	20.17	-	-
	5785	157	242	61	121.9/143.4 (MCS11)	19.30	30.00	-10.70	1.00	20.30	-	-
	5825	165	242	61	121.9/143.4 (MCS11)	19.34	30.00	-10.66	1.00	20.34	-	-

Table 7-73. ISED Antenna 3a 20MHz BW (UNII) Maximum Conducted Output Power and Max EIRP (Fully-loaded RU)

5GHz (40MHz Bandwidth)	Freq [MHz]	Channel	RU Size	RU Index	Data Rate [Mbps]	Conducted Power [dBm]	Conducted Power Limit [dBm]	Conducted Power Margin [dB]	Ant. Gain [dBi]	Max e.i.r.p. [dBm]	Max e.i.r.p. Limit [dBm]	e.i.r.p. Margin [dB]
	5190	38	484	65	243.8/286.8 (MCS11)	14.64	23.98	-9.34	2.00	16.64	22.58	-5.95
	5230	46	484	65	243.8/286.8 (MCS11)	19.17	23.98	-4.81	2.00	21.17	22.58	-1.42
	5270	54	484	65	243.8/286.8 (MCS11)	19.16	23.64	-4.48	1.80	20.96	29.64	-8.68
	5310	62	484	65	243.8/286.8 (MCS11)	14.15	23.64	-9.49	1.80	15.95	29.64	-13.69
	5510	102	484	65	243.8/286.8 (MCS11)	12.96	23.67	-10.71	1.10	14.06	29.67	-15.61
	5550	110	484	65	243.8/286.8 (MCS11)	17.89	23.67	-5.78	1.10	18.99	29.67	-10.68
	5670	134	484	65	243.8/286.8 (MCS11)	15.65	23.67	-8.02	1.10	16.75	29.67	-12.92
	5710	142	484	65	243.8/286.8 (MCS11)	19.20	23.67	-4.47	1.10	20.30	29.67	-9.37
	5755	151	484	65	243.8/286.8 (MCS11)	19.28	30.00	-10.72	1.00	20.28	-	-
	5795	159	484	65	243.8/286.8 (MCS11)	19.20	30.00	-10.80	1.00	20.20	-	-

Table 7-74. ISED Antenna 3a 40MHz BW (UNII) Maximum Conducted Output Power and Max EIRP (Fully-loaded RU)

5GHz (80MHz Bandwidth)	Freq [MHz]	Channel	RU Size	RU Index	Data Rate [Mbps]	Conducted Power [dBm]	Conducted Power Limit [dBm]	Conducted Power Margin [dB]	Ant. Gain [dBi]	Max e.i.r.p. [dBm]	Max e.i.r.p. Limit [dBm]	e.i.r.p. Margin [dB]
	5210	42	996	67	510.4/600.5 (MCS11)	14.19	23.98	-9.79	2.00	16.19	22.58	-6.39
	5290	58	996	67	510.4/600.5 (MCS11)	13.16	23.64	-10.48	1.80	14.96	29.64	-14.68
	5530	106	996	67	510.4/600.5 (MCS11)	13.21	23.67	-10.45	1.10	14.31	29.67	-15.35
	5690	138	996	67	510.4/600.5 (MCS11)	19.36	23.67	-4.30	1.10	20.46	29.67	-9.20
	5775	155	996	67	510.4/600.5 (MCS11)	16.98	30.00	-13.02	1.00	17.98	-	-

Table 7-75. ISED Antenna 3a 80MHz BW (UNII) Maximum Conducted Output Power and Max EIRP (Fully-loaded RU)

5GHz (160MHz Bandwidth)	Freq [MHz]	Channel	RU Size	RU Index	Data Rate [Mbps]	Conducted Power [dBm]	Conducted Power Limit [dBm]	Conducted Power Margin [dB]	Ant. Gain [dBi]	Max e.i.r.p. [dBm]	Max e.i.r.p. Limit [dBm]	e.i.r.p. Margin [dB]
	5250	50	996x2	68	1020.8/1201 (MCS11)	12.28	23.98	-11.70	2.00	14.28	22.58	-8.30

Table 7-76. ISED Antenna 3a 160MHz BW (UNII) Maximum Conducted Output Power and Max EIRP (Fully-loaded RU)

FCC ID: BCGA3267 IC: 579C-A3267		MEASUREMENT REPORT (CERTIFICATION)	Approved by: Technical Manager
Test Report S/N: 1C2410210073-22.BCG	Test Dates: 10/25/2024 - 1/2/2025	EUT Type: Tablet Device	Page 60 of 282

V 10.6 10/27/2023

Unless otherwise specified, no part of this report may be reproduced or utilized in any part, form or by any means, electronic or mechanical, including photocopying and microfilm, without permission in writing from Element Materials Technology. If you have any questions about this or have an enquiry about obtaining additional rights to this report or assembly of contents thereof, please contact ct.info@element.com.

7.4.17 FCC Antenna 1b Conducted Output Power Measurements (RU26)

5GHz (20MHz Bandwidth)	Freq [MHz]	Channel	RU Size	RU Index	Data Rate [Mbps]	Conducted Power [dBm]	Conducted Power Limit [dBm]	Conducted Power Margin [dB]
	5180	36	26	0	12.5/14.7 (MCS11)	10.41	23.98	-13.57
			26	4	12.5/14.7 (MCS11)	10.15	23.98	-13.83
			26	8	12.5/14.7 (MCS11)	10.22	23.98	-13.76
	5200	40	26	0	12.5/14.7 (MCS11)	10.42	23.98	-13.56
			26	4	12.5/14.7 (MCS11)	10.19	23.98	-13.79
			26	8	12.5/14.7 (MCS11)	10.21	23.98	-13.77
	5240	48	26	0	12.5/14.7 (MCS11)	10.37	23.98	-13.61
			26	4	12.5/14.7 (MCS11)	10.34	23.98	-13.64
			26	8	12.5/14.7 (MCS11)	10.16	23.98	-13.82
	5745	149	26	0	12.5/14.7 (MCS11)	10.46	30.00	-19.55
			26	4	12.5/14.7 (MCS11)	10.45	30.00	-19.55
			26	8	12.5/14.7 (MCS11)	10.42	30.00	-19.58
	5785	157	26	0	12.5/14.7 (MCS11)	10.34	30.00	-19.66
			26	4	12.5/14.7 (MCS11)	10.39	30.00	-19.61
			26	8	12.5/14.7 (MCS11)	10.26	30.00	-19.74
	5825	165	26	0	12.5/14.7 (MCS11)	10.35	30.00	-19.65
			26	4	12.5/14.7 (MCS11)	10.35	30.00	-19.65
			26	8	12.5/14.7 (MCS11)	10.25	30.00	-19.75

Table 7-77. FCC Antenna 1b 20MHz BW (UNII) Maximum Conducted Output Power (RU26)

5GHz (40MHz Bandwidth)	Freq [MHz]	Channel	RU Size	RU Index	Data Rate [Mbps]	Conducted Power [dBm]	Conducted Power Limit [dBm]	Conducted Power Margin [dB]
	5190	38	26	0	12.5/14.7 (MCS11)	10.48	23.98	-13.50
			26	8	12.5/14.7 (MCS11)	10.39	23.98	-13.59
			26	17	12.5/14.7 (MCS11)	10.11	23.98	-13.87
	5230	46	26	0	12.5/14.7 (MCS11)	10.38	23.98	-13.60
			26	8	12.5/14.7 (MCS11)	10.26	23.98	-13.72
			26	17	12.5/14.7 (MCS11)	10.38	23.98	-13.60
	5755	151	26	0	12.5/14.7 (MCS11)	10.33	30.00	-19.67
			26	8	12.5/14.7 (MCS11)	10.28	30.00	-19.72
			26	17	12.5/14.7 (MCS11)	10.22	30.00	-19.79
	5795	159	26	0	12.5/14.7 (MCS11)	10.33	30.00	-19.67
			26	8	12.5/14.7 (MCS11)	10.20	30.00	-19.81
			26	17	12.5/14.7 (MCS11)	10.44	30.00	-19.57

Table 7-78. FCC Antenna 1b 40MHz BW (UNII) Maximum Conducted Output Power (RU26)

5GHz (80MHz Bandwidth)	Freq [MHz]	Channel	RU Size	RU Index	Data Rate [Mbps]	Conducted Power [dBm]	Conducted Power Limit [dBm]	Conducted Power Margin [dB]
	5210	42	26	0	12.5/14.7 (MCS11)	10.14	23.98	-13.84
			26	18	12.5/14.7 (MCS11)	10.15	23.98	-13.83
			26	36	12.5/14.7 (MCS11)	10.44	23.98	-13.54
	5775	155	26	0	12.5/14.7 (MCS11)	10.25	30.00	-19.75
			26	18	12.5/14.7 (MCS11)	10.28	30.00	-19.72
			26	36	12.5/14.7 (MCS11)	10.34	30.00	-19.66

Table 7-79. FCC Antenna 1b 80MHz BW (UNII) Maximum Conducted Output Power (RU26)

FCC ID: BCGA3267 IC: 579C-A3267		MEASUREMENT REPORT (CERTIFICATION)	Approved by: Technical Manager
Test Report S/N: 1C2410210073-22.BCG	Test Dates: 10/25/2024 - 1/2/2025	EUT Type: Tablet Device	Page 61 of 282

V 10.6 10/27/2023

7.4.18 ISED Antenna 1b Conducted Output Power Measurements (RU26)

5GHz (20MHz Bandwidth)	Freq [MHz]	Channel	RU Size	RU Index	Data Rate [Mbps]	Conducted Power [dBm]	Conducted Power Limit [dBm]	Conducted Power Margin [dB]	Ant. Gain [dBi]	Max e.i.r.p. [dBm]	Max e.i.r.p. Limit [dBm]	e.i.r.p. Margin [dB]
	5180	36	26	0	12.5/14.7 (MCS11)	8.35	-	-	-1.40	6.95	22.58	-15.63
			26	4	12.5/14.7 (MCS11)	8.59	-	-	-1.40	7.19	22.58	-15.39
			26	8	12.5/14.7 (MCS11)	8.73	-	-	-1.40	7.33	22.58	-15.25
	5200	40	26	0	12.5/14.7 (MCS11)	8.55	-	-	-1.40	7.15	22.58	-15.43
			26	4	12.5/14.7 (MCS11)	8.61	-	-	-1.40	7.21	22.58	-15.37
			26	8	12.5/14.7 (MCS11)	8.71	-	-	-1.40	7.31	22.58	-15.28
	5240	48	26	0	12.5/14.7 (MCS11)	8.48	-	-	-1.40	7.08	22.58	-15.50
			26	4	12.5/14.7 (MCS11)	8.51	-	-	-1.40	7.11	22.58	-15.47
			26	8	12.5/14.7 (MCS11)	8.64	-	-	-1.40	7.24	22.58	-15.34
	5745	149	26	0	12.5/14.7 (MCS11)	10.46	30.00	-19.55	-1.90	8.56	-	-
			26	4	12.5/14.7 (MCS11)	10.45	30.00	-19.55	-1.90	8.55	-	-
			26	8	12.5/14.7 (MCS11)	10.42	30.00	-19.58	-1.90	8.52	-	-
	5785	157	26	0	12.5/14.7 (MCS11)	10.34	30.00	-19.66	-1.90	8.44	-	-
			26	4	12.5/14.7 (MCS11)	10.39	30.00	-19.61	-1.90	8.49	-	-
			26	8	12.5/14.7 (MCS11)	10.26	30.00	-19.74	-1.90	8.36	-	-
	5825	165	26	0	12.5/14.7 (MCS11)	10.35	30.00	-19.65	-1.90	8.45	-	-
			26	4	12.5/14.7 (MCS11)	10.35	30.00	-19.65	-1.90	8.45	-	-
			26	8	12.5/14.7 (MCS11)	10.25	30.00	-19.75	-1.90	8.35	-	-

Table 7-80. ISED Antenna 1b 20MHz BW (UNII) Maximum Conducted Output Power and Max EIRP (RU26)

5GHz (40MHz Bandwidth)	Freq [MHz]	Channel	RU Size	RU Index	Data Rate [Mbps]	Conducted Power [dBm]	Conducted Power Limit [dBm]	Conducted Power Margin [dB]	Ant. Gain [dBi]	Max e.i.r.p. [dBm]	Max e.i.r.p. Limit [dBm]	e.i.r.p. Margin [dB]
	5190	38	26	0	12.5/14.7 (MCS11)	8.56	-	-	-1.40	7.16	22.58	-15.43
			26	8	12.5/14.7 (MCS11)	8.72	-	-	-1.40	7.32	22.58	-15.26
			26	17	12.5/14.7 (MCS11)	8.61	-	-	-1.40	7.21	22.58	-15.37
	5230	46	26	0	12.5/14.7 (MCS11)	8.44	-	-	-1.40	7.04	22.58	-15.54
			26	8	12.5/14.7 (MCS11)	8.39	-	-	-1.40	6.99	22.58	-15.60
			26	17	12.5/14.7 (MCS11)	8.74	-	-	-1.40	7.34	22.58	-15.24
	5755	151	26	0	12.5/14.7 (MCS11)	10.33	30.00	-19.67	-1.90	8.43	-	-
			26	8	12.5/14.7 (MCS11)	10.28	30.00	-19.72	-1.90	8.38	-	-
			26	17	12.5/14.7 (MCS11)	10.22	30.00	-19.79	-1.90	8.32	-	-
	5795	159	26	0	12.5/14.7 (MCS11)	10.33	30.00	-19.67	-1.90	8.43	-	-
			26	8	12.5/14.7 (MCS11)	10.20	30.00	-19.81	-1.90	8.30	-	-
			26	17	12.5/14.7 (MCS11)	10.44	30.00	-19.57	-1.90	8.54	-	-

Table 7-81. ISED Antenna 1b 40MHz BW (UNII) Maximum Conducted Output Power and Max EIRP (RU26)

5GHz (80MHz Bandwidth)	Freq [MHz]	Channel	RU Size	RU Index	Data Rate [Mbps]	Conducted Power [dBm]	Conducted Power Limit [dBm]	Conducted Power Margin [dB]	Ant. Gain [dBi]	Max e.i.r.p. [dBm]	Max e.i.r.p. Limit [dBm]	e.i.r.p. Margin [dB]
	5210	42	26	0	12.5/14.7 (MCS11)	8.39	23.98	-15.59	-1.40	6.99	22.58	-15.59
			26	18	12.5/14.7 (MCS11)	8.40	23.98	-15.58	-1.40	7.00	22.58	-15.58
			26	36	12.5/14.7 (MCS11)	8.69	23.98	-15.29	-1.40	7.29	22.58	-15.29
	5775	155	26	0	12.5/14.7 (MCS11)	10.25	30.00	-19.75	-1.90	8.35	-	-
			26	18	12.5/14.7 (MCS11)	10.28	30.00	-19.72	-1.90	8.38	-	-
			26	36	12.5/14.7 (MCS11)	10.34	30.00	-19.66	-1.90	8.44	-	-

Table 7-82. ISED Antenna 1b 80MHz BW (UNII) Maximum Conducted Output Power and Max EIRP (RU26)

FCC ID: BCGA3267 IC: 579C-A3267	 MEASUREMENT REPORT (CERTIFICATION)		Approved by: Technical Manager
Test Report S/N: 1C2410210073-22.BCG	Test Dates: 10/25/2024 - 1/2/2025	EUT Type: Tablet Device	Page 62 of 282

V 10.6 10/27/2023

Unless otherwise specified, no part of this report may be reproduced or utilized in any part, form or by any means, electronic or mechanical, including photocopying and microfilm, without permission in writing from Element Materials Technology. If you have any questions about this or have an enquiry about obtaining additional rights to this report or assembly of contents thereof, please contact ct.info@element.com.

7.4.19 FCC Antenna 1b Conducted Output Power Measurements (RU52)

5GHz (20MHz Bandwidth)	Freq [MHz]	Channel	RU Size	RU Index	Data Rate [Mbps]	Conducted Power [dBm]	Conducted Power Limit [dBm]	Conducted Power Margin [dB]
	5260	52	52	37	25/29.4 (MCS11)	13.42	23.64	-10.22
			52	39	25/29.4 (MCS11)	13.38	23.64	-10.26
			52	40	25/29.4 (MCS11)	13.45	23.64	-10.19
	5300	60	52	37	25/29.4 (MCS11)	13.22	23.64	-10.42
			52	39	25/29.4 (MCS11)	13.26	23.64	-10.38
			52	40	25/29.4 (MCS11)	13.11	23.64	-10.52
	5320	64	52	37	25/29.4 (MCS11)	13.25	23.64	-10.39
			52	39	25/29.4 (MCS11)	13.21	23.64	-10.42
			52	40	25/29.4 (MCS11)	13.32	23.64	-10.32
	5500	100	52	37	25/29.4 (MCS11)	13.20	23.67	-10.46
			52	39	25/29.4 (MCS11)	13.23	23.67	-10.43
			52	40	25/29.4 (MCS11)	13.18	23.67	-10.48
	5580	116	52	37	25/29.4 (MCS11)	13.22	23.67	-10.45
			52	39	25/29.4 (MCS11)	13.26	23.67	-10.41
			52	40	25/29.4 (MCS11)	13.25	23.67	-10.41
	5720	144	52	37	25/29.4 (MCS11)	13.14	23.67	-10.53
			52	39	25/29.4 (MCS11)	13.17	23.67	-10.50
			52	40	25/29.4 (MCS11)	13.24	23.67	-10.43

Table 7-83. FCC Antenna 1b 20MHz BW (UNII) Maximum Conducted Output Power (RU52)

5GHz (40MHz Bandwidth)	Freq [MHz]	Channel	RU Size	RU Index	Data Rate [Mbps]	Conducted Power [dBm]	Conducted Power Limit [dBm]	Conducted Power Margin [dB]
	5270	54	52	37	25/29.4 (MCS11)	13.38	23.64	-10.26
			52	40	25/29.4 (MCS11)	13.36	23.64	-10.28
			52	44	25/29.4 (MCS11)	13.31	23.64	-10.33
	5310	62	52	37	25/29.4 (MCS11)	13.38	23.64	-10.25
			52	40	25/29.4 (MCS11)	13.28	23.64	-10.36
			52	44	25/29.4 (MCS11)	13.25	23.64	-10.39
	5510	102	52	37	25/29.4 (MCS11)	13.15	23.67	-10.52
			52	40	25/29.4 (MCS11)	13.23	23.67	-10.44
			52	44	25/29.4 (MCS11)	13.15	23.67	-10.52
	5550	110	52	37	25/29.4 (MCS11)	13.30	23.67	-10.36
			52	40	25/29.4 (MCS11)	13.30	23.67	-10.37
			52	44	25/29.4 (MCS11)	13.23	23.67	-10.44
	5710	142	52	37	25/29.4 (MCS11)	13.29	23.67	-10.38
			52	40	25/29.4 (MCS11)	13.35	23.67	-10.32
			52	44	25/29.4 (MCS11)	13.36	23.67	-10.31

Table 7-84. FCC Antenna 1b 40MHz BW (UNII) Maximum Conducted Output Power (RU52)

FCC ID: BCGA3267 IC: 579C-A3267	 MEASUREMENT REPORT (CERTIFICATION)		Approved by: Technical Manager
Test Report S/N: 1C2410210073-22.BCG	Test Dates: 10/25/2024 - 1/2/2025	EUT Type: Tablet Device	Page 63 of 282

V 10.6 10/27/2023

5GHz (80MHz Bandwidth)	Freq [MHz]	Channel	RU Size	RU Index	Data Rate [Mbps]	Conducted Power [dBm]	Conducted Power Limit [dBm]	Conducted Power Margin [dB]
	5290	58	52	37	25/29.4 (MCS11)	13.12	23.64	-10.52
			52	44	25/29.4 (MCS11)	13.20	23.64	-10.44
			52	52	25/29.4 (MCS11)	13.16	23.64	-10.48
	5530	106	52	37	25/29.4 (MCS11)	13.15	23.67	-10.52
			52	44	25/29.4 (MCS11)	13.20	23.67	-10.46
			52	52	25/29.4 (MCS11)	13.17	23.67	-10.50
	5690	138	52	37	25/29.4 (MCS11)	13.38	23.67	-10.28
			52	44	25/29.4 (MCS11)	13.37	23.67	-10.29
			52	52	25/29.4 (MCS11)	13.32	23.67	-10.34

Table 7-85. FCC Antenna 1b 80MHz BW (UNII) Maximum Conducted Output Power (RU52)

5GHz (160MHz Bandwidth)	Freq [MHz]	Channel	RU Size	RU Index	Data Rate [Mbps]	Conducted Power [dBm]	Conducted Power Limit [dBm]	Conducted Power Margin [dB]
	5250	50 (L)	52	37	25/29.4 (MCS11)	12.29	23.98	-11.69
			52	52	25/29.4 (MCS11)	12.24	23.98	-11.74
		50 (U)	52	52	25/29.4 (MCS11)	12.37	23.64	-11.27
	5570	114 (L)	52	37	25/29.4 (MCS11)	11.44	23.67	-12.23
			52	52	25/29.4 (MCS11)	11.24	23.67	-12.43
		114 (U)	52	52	25/29.4 (MCS11)	11.12	23.67	-12.55

Table 7-86. FCC Antenna 1b 160MHz BW (UNII) Maximum Conducted Output Power (RU52)

FCC ID: BCGA3267 IC: 579C-A3267	 MEASUREMENT REPORT (CERTIFICATION)		Approved by: Technical Manager
Test Report S/N: 1C2410210073-22.BCG	Test Dates: 10/25/2024 - 1/2/2025	EUT Type: Tablet Device	Page 64 of 282

V 10.6 10/27/2023

7.4.20 ISED Antenna 1b Conducted Output Power Measurements (RU52)

5GHz (20MHz Bandwidth)	Freq [MHz]	Channel	RU Size	RU Index	Data Rate [Mbps]	Conducted Power [dBm]	Conducted Power Limit [dBm]	Conducted Power Margin [dB]	Ant. Gain [dBi]	Max e.i.r.p. [dBm]	Max e.i.r.p. Limit [dBm]	e.i.r.p. Margin [dB]
	5260	52	52	37	25/29.4 (MCS11)	13.42	23.64	-10.22	-0.40	13.02	29.64	-16.62
			52	39	25/29.4 (MCS11)	13.38	23.64	-10.26	-0.40	12.98	29.64	-16.66
			52	40	25/29.4 (MCS11)	13.45	23.64	-10.19	-0.40	13.05	29.64	-16.59
	5300	60	52	37	25/29.4 (MCS11)	13.22	23.64	-10.42	-0.40	12.82	29.64	-16.82
			52	39	25/29.4 (MCS11)	13.26	23.64	-10.38	-0.40	12.86	29.64	-16.78
			52	40	25/29.4 (MCS11)	13.11	23.64	-10.52	-0.40	12.71	29.64	-16.92
	5320	64	52	37	25/29.4 (MCS11)	13.25	23.64	-10.39	-0.40	12.85	29.64	-16.79
			52	39	25/29.4 (MCS11)	13.21	23.64	-10.42	-0.40	12.81	29.64	-16.82
			52	40	25/29.4 (MCS11)	13.32	23.64	-10.32	-0.40	12.92	29.64	-16.72
	5500	100	52	37	25/29.4 (MCS11)	13.20	23.67	-10.46	-1.90	11.30	29.67	-18.36
			52	39	25/29.4 (MCS11)	13.23	23.67	-10.43	-1.90	11.33	29.67	-18.33
			52	40	25/29.4 (MCS11)	13.18	23.67	-10.48	-1.90	11.28	29.67	-18.38
	5580	116	52	37	25/29.4 (MCS11)	13.22	23.67	-10.45	-1.90	11.32	29.67	-18.35
			52	39	25/29.4 (MCS11)	13.26	23.67	-10.41	-1.90	11.36	29.67	-18.31
			52	40	25/29.4 (MCS11)	13.25	23.67	-10.41	-1.90	11.35	29.67	-18.31
	5720	144	52	37	25/29.4 (MCS11)	13.14	23.67	-10.53	-1.90	11.24	29.67	-18.43
			52	39	25/29.4 (MCS11)	13.17	23.67	-10.50	-1.90	11.27	29.67	-18.40
			52	40	25/29.4 (MCS11)	13.24	23.67	-10.43	-1.90	11.34	29.67	-18.33

Table 7-87. ISED Antenna 1b 20MHz BW (UNII) Maximum Conducted Output Power (RU52)

5GHz (40MHz Bandwidth)	Freq [MHz]	Channel	RU Size	RU Index	Data Rate [Mbps]	Conducted Power [dBm]	Conducted Power Limit [dBm]	Conducted Power Margin [dB]	Ant. Gain [dBi]	Max e.i.r.p. [dBm]	Max e.i.r.p. Limit [dBm]	e.i.r.p. Margin [dB]
	5270	54	52	37	25/29.4 (MCS11)	13.38	23.64	-10.26	-0.40	12.98	29.64	-16.66
			52	40	25/29.4 (MCS11)	13.36	23.64	-10.28	-0.40	12.96	29.64	-16.68
			52	44	25/29.4 (MCS11)	13.31	23.64	-10.33	-0.40	12.91	29.64	-16.73
	5310	62	52	37	25/29.4 (MCS11)	13.38	23.64	-10.25	-0.40	12.98	29.64	-16.65
			52	40	25/29.4 (MCS11)	13.28	23.64	-10.36	-0.40	12.88	29.64	-16.76
			52	44	25/29.4 (MCS11)	13.25	23.64	-10.39	-0.40	12.85	29.64	-16.79
	5510	102	52	37	25/29.4 (MCS11)	13.15	23.67	-10.52	-1.90	11.25	29.67	-18.42
			52	40	25/29.4 (MCS11)	13.23	23.67	-10.44	-1.90	11.33	29.67	-18.34
			52	44	25/29.4 (MCS11)	13.15	23.67	-10.52	-1.90	11.25	29.67	-18.42
	5550	110	52	37	25/29.4 (MCS11)	13.30	23.67	-10.36	-1.90	11.40	29.67	-18.26
			52	40	25/29.4 (MCS11)	13.30	23.67	-10.37	-1.90	11.40	29.67	-18.27
			52	44	25/29.4 (MCS11)	13.23	23.67	-10.44	-1.90	11.33	29.67	-18.34
	5710	142	52	37	25/29.4 (MCS11)	13.29	23.67	-10.38	-1.90	11.39	29.67	-18.28
			52	40	25/29.4 (MCS11)	13.35	23.67	-10.32	-1.90	11.45	29.67	-18.22
			52	44	25/29.4 (MCS11)	13.36	23.67	-10.31	-1.90	11.46	29.67	-18.21

Table 7-88. ISED Antenna 1b 40MHz BW (UNII) Maximum Conducted Output Power (RU52)

5GHz (80MHz Bandwidth)	Freq [MHz]	Channel	RU Size	RU Index	Data Rate [Mbps]	Conducted Power [dBm]	Conducted Power Limit [dBm]	Conducted Power Margin [dB]	Ant. Gain [dBi]	Max e.i.r.p. [dBm]	Max e.i.r.p. Limit [dBm]	e.i.r.p. Margin [dB]
	5290	58	52	37	25/29.4 (MCS11)	13.12	23.64	-10.52	-0.40	12.72	29.64	-16.92
			52	44	25/29.4 (MCS11)	13.20	23.64	-10.44	-0.40	12.80	29.64	-16.84
			52	52	25/29.4 (MCS11)	13.16	23.64	-10.48	-0.40	12.76	29.64	-16.88
	5530	106	52	37	25/29.4 (MCS11)	13.15	23.67	-10.52	-1.90	11.25	29.67	-18.42
			52	44	25/29.4 (MCS11)	13.20	23.67	-10.46	-1.90	11.30	29.67	-18.36
			52	52	25/29.4 (MCS11)	13.17	23.67	-10.50	-1.90	11.27	29.67	-18.40
	5690	138	52	37	25/29.4 (MCS11)	13.38	23.67	-10.28	-1.90	11.48	29.67	-18.18
			52	44	25/29.4 (MCS11)	13.37	23.67	-10.29	-1.90	11.47	29.67	-18.19
			52	52	25/29.4 (MCS11)	13.32	23.67	-10.34	-1.90	11.42	29.67	-18.24

Table 7-89. ISED Antenna 1b 80MHz BW (UNII) Maximum Conducted Output Power (RU52)

5GHz (160MHz Bandwidth)	Freq [MHz]	Channel	RU Size	RU Index	Data Rate [Mbps]	Conducted Power [dBm]	Conducted Power Limit [dBm]	Conducted Power Margin [dB]	Ant. Gain [dBi]	Max e.i.r.p. [dBm]	Max e.i.r.p. Limit [dBm]	e.i.r.p. Margin [dB]
	5250	50 (L)	52	37	25/29.4 (MCS11)	11.54	23.98	-12.44	-1.40	10.14	22.58	-12.45
			52	52	25/29.4 (MCS11)	11.49	23.98	-12.49	-1.40	10.09	22.58	-12.49
			52	52	25/29.4 (MCS11)	11.62	23.64	-12.02	-0.40	11.22	22.58	-11.37

Table 7-90. ISED Antenna 1b 160MHz BW (UNII) Maximum Conducted Output Power (RU52)

FCC ID: BCGA3267 IC: 579C-A3267		MEASUREMENT REPORT (CERTIFICATION)	Approved by: Technical Manager
Test Report S/N: 1C2410210073-22.BCG	Test Dates: 10/25/2024 - 1/2/2025	EUT Type: Tablet Device	Page 65 of 282

7.4.21 FCC Antenna 1b Conducted Output Power Measurements (Highest Power Among Partially-Loaded RU's)

5GHz (20MHz Bandwidth)	Freq [MHz]	Channel	RU Size	RU Index	Data Rate [Mbps]	Conducted Power [dBm]	Conducted Power Limit [dBm]	Conducted Power Margin [dB]
	5180	36	106	53	53.1/62.5 (MCS11)	15.38	23.98	-8.60
			106	54	53.1/62.5 (MCS11)	15.58	23.98	-8.40
	5200	40	106	53	53.1/62.5 (MCS11)	16.47	23.98	-7.51
			106	54	53.1/62.5 (MCS11)	16.22	23.98	-7.76
	5240	48	106	53	53.1/62.5 (MCS11)	16.35	23.98	-7.63
			106	54	53.1/62.5 (MCS11)	16.41	23.98	-7.57
	5260	52	106	53	53.1/62.5 (MCS11)	16.41	23.64	-7.23
			106	54	53.1/62.5 (MCS11)	16.44	23.64	-7.19
	5300	60	106	53	53.1/62.5 (MCS11)	16.49	23.64	-7.15
			106	54	53.1/62.5 (MCS11)	16.39	23.64	-7.25
	5320	64	106	53	53.1/62.5 (MCS11)	16.12	23.64	-7.52
			106	54	53.1/62.5 (MCS11)	15.93	23.64	-7.71
	5500	100	106	53	53.1/62.5 (MCS11)	14.57	23.67	-9.10
			106	54	53.1/62.5 (MCS11)	14.52	23.67	-9.15
	5520	104	106	53	53.1/62.5 (MCS11)	16.27	23.67	-7.39
			106	54	53.1/62.5 (MCS11)	16.27	23.67	-7.40
	5580	116	106	53	53.1/62.5 (MCS11)	16.40	23.67	-7.27
			106	54	53.1/62.5 (MCS11)	16.25	23.67	-7.41
	5680	136	106	53	53.1/62.5 (MCS11)	16.24	23.67	-7.43
			106	54	53.1/62.5 (MCS11)	16.35	23.67	-7.32
	5700	140	106	53	53.1/62.5 (MCS11)	13.41	23.67	-10.26
			106	54	53.1/62.5 (MCS11)	13.42	23.67	-10.25
	5720	144	106	53	53.1/62.5 (MCS11)	16.44	23.67	-7.22
			106	54	53.1/62.5 (MCS11)	16.28	23.67	-7.39
	5745	149	106	53	53.1/62.5 (MCS11)	16.20	30.00	-13.80
			106	54	53.1/62.5 (MCS11)	16.32	30.00	-13.68
	5785	157	106	53	53.1/62.5 (MCS11)	16.35	30.00	-13.65
			106	54	53.1/62.5 (MCS11)	16.42	30.00	-13.58
	5825	165	106	53	53.1/62.5 (MCS11)	16.33	30.00	-13.67
			106	54	53.1/62.5 (MCS11)	16.37	30.00	-13.64

Table 7-91. FCC Antenna 1b 20MHz BW (UNII) Maximum Conducted Output Power (Highest Power Among Partially-Loaded RU's)

FCC ID: BCGA3267 IC: 579C-A3267		MEASUREMENT REPORT (CERTIFICATION)	Approved by: Technical Manager
Test Report S/N: 1C2410210073-22.BCG	Test Dates: 10/25/2024 - 1/2/2025	EUT Type: Tablet Device	Page 66 of 282

V 10.6 10/27/2023

5GHz (40MHz Bandwidth)	Freq [MHz]	Channel	RU Size	RU Index	Data Rate [Mbps]	Conducted Power [dBm]	Conducted Power Limit [dBm]	Conducted Power Margin [dB]
	5190	38	242	61	121.9/143.4 (MCS11)	14.57	23.98	-9.41
			242	62	121.9/143.4 (MCS11)	14.69	23.98	-9.29
	5230	46	242	61	121.9/143.4 (MCS11)	19.24	23.98	-4.74
			242	62	121.9/143.4 (MCS11)	19.34	23.98	-4.64
	5270	54	242	61	121.9/143.4 (MCS11)	19.37	23.64	-4.27
			242	62	121.9/143.4 (MCS11)	19.43	23.64	-4.21
	5310	62	242	61	121.9/143.4 (MCS11)	14.37	23.64	-9.27
			242	62	121.9/143.4 (MCS11)	14.20	23.64	-9.44
	5510	102	242	61	121.9/143.4 (MCS11)	12.98	23.67	-10.69
			242	62	121.9/143.4 (MCS11)	13.15	23.67	-10.52
	5550	110	242	61	121.9/143.4 (MCS11)	17.92	23.67	-5.75
			242	62	121.9/143.4 (MCS11)	17.74	23.67	-5.93
	5590	118	242	61	121.9/143.4 (MCS11)	19.37	23.67	-4.29
			242	62	121.9/143.4 (MCS11)	19.46	23.67	-4.21
	5630	126	242	61	121.9/143.4 (MCS11)	19.36	23.67	-4.30
			242	62	121.9/143.4 (MCS11)	19.42	23.67	-4.25
	5670	134	242	61	121.9/143.4 (MCS11)	15.90	23.67	-7.76
			242	62	121.9/143.4 (MCS11)	15.81	23.67	-7.86
	5710	142	106	53	53.1/62.5 (MCS11)	16.47	23.67	-7.19
			106	54	53.1/62.5 (MCS11)	16.39	23.67	-7.27
			106	56	53.1/62.5 (MCS11)	16.20	23.67	-7.47
	5755	151	242	61	121.9/143.4 (MCS11)	19.10	30.00	-10.90
			242	62	121.9/143.4 (MCS11)	19.12	30.00	-10.88
	5795	159	242	61	121.9/143.4 (MCS11)	19.46	30.00	-10.54
			242	62	121.9/143.4 (MCS11)	19.47	30.00	-10.53

Table 7-92. FCC Antenna 1b 40MHz BW (UNII) Maximum Conducted Output Power (Highest Power Among Partially-Loaded RU's)

5GHz (80MHz Bandwidth)	Freq [MHz]	Channel	RU Size	RU Index	Data Rate [Mbps]	Conducted Power [dBm]	Conducted Power Limit [dBm]	Conducted Power Margin [dB]
	5210	42	484	65	243.8/286.8 (MCS11)	14.14	23.98	-9.84
			484	66	243.8/286.8 (MCS11)	13.96	23.98	-10.02
	5290	58	484	65	243.8/286.8 (MCS11)	13.40	23.64	-10.24
			484	66	243.8/286.8 (MCS11)	13.40	23.64	-10.24
	5530	106	242	61	121.9/143.4 (MCS11)	13.34	23.67	-10.32
			242	62	121.9/143.4 (MCS11)	13.29	23.67	-10.38
			242	64	121.9/143.4 (MCS11)	13.44	23.67	-10.23
	5610	122	484	65	243.8/286.8 (MCS11)	16.75	23.67	-6.92
			484	66	243.8/286.8 (MCS11)	16.92	23.67	-6.75
	5690	138	106	53	53.1/62.5 (MCS11)	16.22	23.67	-7.45
			106	56	53.1/62.5 (MCS11)	16.46	23.67	-7.20
			106	60	53.1/62.5 (MCS11)	16.35	23.67	-7.32
	5775	155	484	65	243.8/286.8 (MCS11)	16.87	30.00	-13.13
			484	66	243.8/286.8 (MCS11)	16.76	30.00	-13.24

Table 7-93. FCC Antenna 1b 80MHz BW (UNII) Maximum Conducted Output Power (Highest Power Among Partially-Loaded RU's)

5GHz (160MHz Bandwidth)	Freq [MHz]	Channel	RU Size	RU Index	Data Rate [Mbps]	Conducted Power [dBm]	Conducted Power Limit [dBm]	Conducted Power Margin [dB]
	5250	50 (L)	996	67	510.4/600.5 (MCS11)	12.37	23.98	-11.61
	5250	50 (U)	996	67	510.4/600.5 (MCS11)	12.39	23.64	-11.25
	5570	114 (L)	996	67	510.4/600.5 (MCS11)	11.22	23.67	-12.45
	5570	114 (U)	996	67	510.4/600.5 (MCS11)	11.24	23.67	-12.43

Table 7-94. FCC Antenna 1b 160MHz BW (UNII) Maximum Conducted Output Power (Highest Power Among Partially-Loaded RU's)

FCC ID: BCGA3267 IC: 579C-A3267			MEASUREMENT REPORT (CERTIFICATION)	Approved by: Technical Manager
Test Report S/N: 1C2410210073-22.BCG	Test Dates: 10/25/2024 - 1/2/2025	EUT Type: Tablet Device		Page 67 of 282

7.4.22 ISED Antenna 1b Conducted Output Power Measurements (Highest Power Among Partially-Loaded RU's)

5GHz (20MHz Bandwidth)	Freq [MHz]	Channel	RU Size	RU Index	Data Rate [Mbps]	Conducted Power [dBm]	Conducted Power Limit [dBm]	Conducted Power Margin [dB]	Ant. Gain [dBi]	Max e.i.r.p. [dBm]	Max e.i.r.p. Limit [dBm]	e.i.r.p. Margin [dB]
	5180	36	106	53	53.1/62.5 (MCS11)	14.55	-	-	-1.40	13.15	22.58	-9.43
			106	54	53.1/62.5 (MCS11)	14.44	-	-	-1.40	13.04	22.58	-9.55
	5200	40	106	53	53.1/62.5 (MCS11)	14.70	-	-	-1.40	13.30	22.58	-9.29
			106	54	53.1/62.5 (MCS11)	14.43	-	-	-1.40	13.03	22.58	-9.56
	5240	48	106	53	53.1/62.5 (MCS11)	14.59	-	-	-1.40	13.19	22.58	-9.39
			106	54	53.1/62.5 (MCS11)	14.57	-	-	-1.40	13.17	22.58	-9.41
	5260	52	106	53	53.1/62.5 (MCS11)	16.41	23.64	-7.23	-0.40	16.01	29.64	-13.63
			106	54	53.1/62.5 (MCS11)	16.44	23.64	-7.19	-0.40	16.04	29.64	-13.59
	5300	60	106	53	53.1/62.5 (MCS11)	16.49	23.64	-7.15	-0.40	16.09	29.64	-13.55
			106	54	53.1/62.5 (MCS11)	16.39	23.64	-7.25	-0.40	15.99	29.64	-13.65
	5320	64	106	53	53.1/62.5 (MCS11)	16.12	23.64	-7.52	-0.40	15.72	29.64	-13.92
			106	54	53.1/62.5 (MCS11)	15.93	23.64	-7.71	-0.40	15.53	29.64	-14.11
	5500	100	106	53	53.1/62.5 (MCS11)	14.57	23.67	-9.10	-1.90	12.67	29.67	-17.00
			106	54	53.1/62.5 (MCS11)	14.52	23.67	-9.15	-1.90	12.62	29.67	-17.05
	5520	104	106	53	53.1/62.5 (MCS11)	16.27	23.67	-7.39	-1.90	14.37	29.67	-15.29
			106	54	53.1/62.5 (MCS11)	16.27	23.67	-7.40	-1.90	14.37	29.67	-15.30
	5580	116	106	53	53.1/62.5 (MCS11)	16.40	23.67	-7.27	-1.90	14.50	29.67	-15.17
			106	54	53.1/62.5 (MCS11)	16.25	23.67	-7.41	-1.90	14.35	29.67	-15.31
	5680	136	106	53	53.1/62.5 (MCS11)	16.24	23.67	-7.43	-1.90	14.34	29.67	-15.33
			106	54	53.1/62.5 (MCS11)	16.35	23.67	-7.32	-1.90	14.45	29.67	-15.22

Table 7-95. ISED Antenna 1b 20MHz BW (UNII) Maximum Conducted Output Power and Max EIRP (Highest Power Among Partially-Loaded RU's)

5GHz (40MHz Bandwidth)	Freq [MHz]	Channel	RU Size	RU Index	Data Rate [Mbps]	Conducted Power [dBm]	Conducted Power Limit [dBm]	Conducted Power Margin [dB]	Ant. Gain [dBi]	Max e.i.r.p. [dBm]	Max e.i.r.p. Limit [dBm]	e.i.r.p. Margin [dB]
	5190	38	242	61	121.9/143.4 (MCS11)	14.74	-	-	-1.40	13.34	22.58	-9.25
			242	62	121.9/143.4 (MCS11)	14.70	-	-	-1.40	13.30	22.58	-9.29
	5230	46	242	61	121.9/143.4 (MCS11)	17.43	-	-	-1.40	16.03	22.58	-6.55
			242	62	121.9/143.4 (MCS11)	17.28	-	-	-1.40	15.88	22.58	-6.70
	5270	54	242	61	121.9/143.4 (MCS11)	19.37	23.64	-4.27	-0.40	18.97	29.64	-10.67
			242	62	121.9/143.4 (MCS11)	19.43	23.64	-4.21	-0.40	19.03	29.64	-10.61
	5310	62	242	61	121.9/143.4 (MCS11)	14.37	23.64	-9.27	-0.40	13.97	29.64	-15.67
			242	62	121.9/143.4 (MCS11)	14.20	23.64	-9.44	-0.40	13.80	29.64	-15.84
	5510	102	242	61	121.9/143.4 (MCS11)	12.98	23.67	-10.69	-1.90	11.08	29.67	-18.59
			242	62	121.9/143.4 (MCS11)	13.15	23.67	-10.52	-1.90	11.25	29.67	-18.42
	5550	110	242	61	121.9/143.4 (MCS11)	17.92	23.67	-5.75	-1.90	16.02	29.67	-13.65
			242	62	121.9/143.4 (MCS11)	17.74	23.67	-5.93	-1.90	15.84	29.67	-13.83
	5670	134	242	61	121.9/143.4 (MCS11)	15.90	23.67	-7.76	-1.90	14.00	29.67	-15.66
			242	62	121.9/143.4 (MCS11)	15.81	23.67	-7.86	-1.90	13.91	29.67	-15.76
	5710	142	106	53	53.1/62.5 (MCS11)	16.47	23.67	-7.19	-1.90	14.57	29.67	-15.09
			106	54	53.1/62.5 (MCS11)	16.39	23.67	-7.27	-1.90	14.49	29.67	-15.17
	5755	151	106	56	53.1/62.5 (MCS11)	16.20	23.67	-7.47	-1.90	14.30	29.67	-15.37
			242	61	121.9/143.4 (MCS11)	19.10	30.00	-10.90	-1.90	17.20	-	-
	5795	159	242	62	121.9/143.4 (MCS11)	19.12	30.00	-10.88	-1.90	17.22	-	-
			242	61	121.9/143.4 (MCS11)	19.46	30.00	-10.54	-1.90	17.56	-	-
			242	62	121.9/143.4 (MCS11)	19.47	30.00	-10.53	-1.90	17.57	-	-

Table 7-96. ISED Antenna 1b 40MHz BW (UNII) Maximum Conducted Output Power and Max EIRP (Highest Power Among Partially-Loaded RU's)

FCC ID: BCGA3267 IC: 579C-A3267		MEASUREMENT REPORT (CERTIFICATION)	Approved by: Technical Manager
Test Report S/N: 1C2410210073-22.BCG	Test Dates: 10/25/2024 - 1/2/2025	EUT Type: Tablet Device	Page 68 of 282

5GHz (80MHz Bandwidth)	Freq [MHz]	Channel	RU Size	RU Index	Data Rate [Mbps]	Conducted Power [dBm]	Conducted Power Limit [dBm]	Conducted Power Margin [dB]	Ant. Gain [dBi]	Max e.i.r.p. [dBm]	Max e.i.r.p. Limit [dBm]	e.i.r.p. Margin [dB]
	5210	42	484	65	243.8/286.8 (MCS11)	14.14	23.98	-9.84	-1.40	12.74	22.58	-9.84
			484	66	243.8/286.8 (MCS11)	13.96	23.98	-10.02	-1.40	12.56	22.58	-10.02
	5290	58	484	65	243.8/286.8 (MCS11)	13.40	23.64	-10.24	-0.40	13.00	29.64	-16.64
			484	66	243.8/286.8 (MCS11)	13.40	23.64	-10.24	-0.40	13.00	29.64	-16.64
	5530	106	242	61	121.9/143.4 (MCS11)	13.34	23.67	-10.32	-1.90	11.44	29.67	-18.22
			242	62	121.9/143.4 (MCS11)	13.29	23.67	-10.38	-1.90	11.39	29.67	-18.28
			242	64	121.9/143.4 (MCS11)	13.44	23.67	-10.23	-1.90	11.54	29.67	-18.13
	5690	138	106	53	53.1/62.5 (MCS11)	16.22	23.67	-7.45	-1.90	14.32	29.67	-15.35
			106	56	53.1/62.5 (MCS11)	16.46	23.67	-7.20	-1.90	14.56	29.67	-15.10
			106	60	53.1/62.5 (MCS11)	16.35	23.67	-7.32	-1.90	14.45	29.67	-15.22
	5775	155	484	65	243.8/286.8 (MCS11)	16.87	30.00	-13.13	-1.90	14.97	-	-
			484	66	243.8/286.8 (MCS11)	16.76	30.00	-13.24	-1.90	14.86	-	-

Table 7-97. ISED Antenna 1b 80MHz BW (UNII) Maximum Conducted Output Power and Max EIRP (Highest Power Among Partially-Loaded RU's)

5GHz (160MHz Bandwidth)	Freq [MHz]	Channel	RU Size	RU Index	Data Rate [Mbps]	Conducted Power [dBm]	Conducted Power Limit [dBm]	Conducted Power Margin [dB]	Ant. Gain [dBi]	Max e.i.r.p. [dBm]	Max e.i.r.p. Limit [dBm]	e.i.r.p. Margin [dB]
	5250	50 (L)	996	67	510.4/600.5 (MCS11)	12.48	23.98	-11.50	-1.40	11.08	22.58	-11.51
	5250	50 (U)	996	67	510.4/600.5 (MCS11)	12.25	23.64	-11.39	-0.40	11.85	22.58	-10.74

Table 7-98. ISED Antenna 1b 160MHz BW (UNII) Maximum Conducted Output Power and Max EIRP (Highest Power Among Partially-Loaded RU's)

FCC ID: BCGA3267 IC: 579C-A3267	 MEASUREMENT REPORT (CERTIFICATION)		Approved by: Technical Manager
Test Report S/N: 1C2410210073-22.BCG	Test Dates: 10/25/2024 - 1/2/2025	EUT Type: Tablet Device	Page 69 of 282

V 10.6 10/27/2023

7.4.23 FCC Antenna 1b Conducted Output Power Measurements (Fully-loaded RU)

5GHz (20MHz Bandwidth)	Freq [MHz]	Channel	RU Size	RU Index	Data Rate [Mbps]	Conducted Power [dBm]	Conducted Power Limit [dBm]	Conducted Power Margin [dB]
	5180	36	242	61	121.9/143.4 (MCS11)	15.65	23.98	-8.33
	5200	40	242	61	121.9/143.4 (MCS11)	19.20	23.98	-4.78
	5240	48	242	61	121.9/143.4 (MCS11)	19.42	23.98	-4.56
	5260	52	242	61	121.9/143.4 (MCS11)	19.23	23.64	-4.40
	5300	60	242	61	121.9/143.4 (MCS11)	19.30	23.64	-4.34
	5320	64	242	61	121.9/143.4 (MCS11)	16.21	23.64	-7.43
	5500	100	242	61	121.9/143.4 (MCS11)	14.45	23.67	-9.21
	5520	104	242	61	121.9/143.4 (MCS11)	17.84	23.67	-5.83
	5540	108	242	61	121.9/143.4 (MCS11)	19.33	23.67	-4.33
	5580	116	242	61	121.9/143.4 (MCS11)	19.26	23.67	-4.41
	5660	132	242	61	121.9/143.4 (MCS11)	19.34	23.67	-4.33
	5680	136	242	61	121.9/143.4 (MCS11)	19.04	23.67	-4.63
	5700	140	242	61	121.9/143.4 (MCS11)	13.63	23.67	-10.04
	5720	144	242	61	121.9/143.4 (MCS11)	19.17	23.67	-4.50
	5745	149	242	61	121.9/143.4 (MCS11)	19.48	30.00	-10.53
	5785	157	242	61	121.9/143.4 (MCS11)	19.21	30.00	-10.79
	5825	165	242	61	121.9/143.4 (MCS11)	19.10	30.00	-10.90

Table 7-99. FCC Antenna 1b 20MHz BW (UNII) Maximum Conducted Output Power (Fully-loaded RU)

5GHz (40MHz Bandwidth)	Freq [MHz]	Channel	RU Size	RU Index	Data Rate [Mbps]	Conducted Power [dBm]	Conducted Power Limit [dBm]	Conducted Power Margin [dB]
	5190	38	484	65	243.8/286.8 (MCS11)	14.62	23.98	-9.36
	5230	46	484	65	243.8/286.8 (MCS11)	19.33	23.98	-4.65
	5270	54	484	65	243.8/286.8 (MCS11)	19.29	23.64	-4.35
	5310	62	484	65	243.8/286.8 (MCS11)	14.15	23.64	-9.48
	5510	102	484	65	243.8/286.8 (MCS11)	13.19	23.67	-10.47
	5550	110	484	65	243.8/286.8 (MCS11)	17.73	23.67	-5.94
	5590	118	484	65	243.8/286.8 (MCS11)	19.37	23.67	-4.30
	5630	126	484	65	243.8/286.8 (MCS11)	19.18	23.67	-4.49
	5670	134	484	65	243.8/286.8 (MCS11)	15.73	23.67	-7.94
	5710	142	484	65	243.8/286.8 (MCS11)	19.33	23.67	-4.34
	5755	151	484	65	243.8/286.8 (MCS11)	19.13	30.00	-10.87
	5795	159	484	65	243.8/286.8 (MCS11)	19.25	30.00	-10.75

Table 7-100. FCC Antenna 1b 40MHz BW (UNII) Maximum Conducted Output Power (Fully-loaded RU)

5GHz (80MHz Bandwidth)	Freq [MHz]	Channel	RU Size	RU Index	Data Rate [Mbps]	Conducted Power [dBm]	Conducted Power Limit [dBm]	Conducted Power Margin [dB]
	5210	42	996	67	510.4/600.5 (MCS11)	14.11	23.98	-9.87
	5290	58	996	67	510.4/600.5 (MCS11)	13.20	23.64	-10.44
	5530	106	996	67	510.4/600.5 (MCS11)	13.39	23.67	-10.28
	5610	122	996	67	510.4/600.5 (MCS11)	16.84	23.67	-6.83
	5690	138	996	67	510.4/600.5 (MCS11)	19.32	23.67	-4.35
	5775	155	996	67	510.4/600.5 (MCS11)	16.94	30.00	-13.06

Table 7-101. FCC Antenna 1b 80MHz BW (UNII) Maximum Conducted Output Power (Fully-loaded RU)

FCC ID: BCGA3267 IC: 579C-A3267		MEASUREMENT REPORT (CERTIFICATION)	Approved by: Technical Manager
Test Report S/N: 1C2410210073-22.BCG	Test Dates: 10/25/2024 - 1/2/2025	EUT Type: Tablet Device	Page 70 of 282

V 10.6 10/27/2023

Unless otherwise specified, no part of this report may be reproduced or utilized in any part, form or by any means, electronic or mechanical, including photocopying and microfilm, without permission in writing from Element Materials Technology. If you have any questions about this or have an enquiry about obtaining additional rights to this report or assembly of contents thereof, please contact ct.info@element.com.

5GHz (160MHz Bandwidth)	Freq [MHz]	Channel	RU Size	RU Index	Data Rate [Mbps]	Conducted Power [dBm]	Conducted Power Limit [dBm]	Conducted Power Margin [dB]
	5250	50	996x2	68	1020.8/1201 (MCS11)	12.25	23.98	-11.73
	5570	114	996x2	68	1020.8/1201 (MCS11)	11.28	23.67	-12.38

Table 7-102. FCC Antenna 1b 160MHz BW (UNII) Maximum Conducted Output Power (Fully-loaded RU)

FCC ID: BCGA3267 IC: 579C-A3267	 MEASUREMENT REPORT (CERTIFICATION)		Approved by: Technical Manager
Test Report S/N: 1C2410210073-22.BCG	Test Dates: 10/25/2024 - 1/2/2025	EUT Type: Tablet Device	Page 71 of 282

V 10.6 10/27/2023

7.4.24 ISED Antenna 1b Conducted Output Power Measurements (Fully-loaded RU)

5GHz (20MHz Bandwidth)	Freq [MHz]	Channel	RU Size	RU Index	Data Rate [Mbps]	Conducted Power [dBm]	Conducted Power Limit [dBm]	Conducted Power Margin [dB]	Ant. Gain [dBi]	Max e.i.r.p. [dBm]	Max e.i.r.p. Limit [dBm]	e.i.r.p. Margin [dB]
	5180	36	242	61	121.9/143.4 (MCS11)	15.46	-	-	-1.40	14.06	22.58	-8.52
	5200	40	242	61	121.9/143.4 (MCS11)	17.42	-	-	-1.40	16.02	22.58	-6.56
	5240	48	242	61	121.9/143.4 (MCS11)	17.50	-	-	-1.40	16.10	22.58	-6.48
	5260	52	242	61	121.9/143.4 (MCS11)	19.23	23.64	-4.40	-0.40	18.83	29.64	-10.80
	5300	60	242	61	121.9/143.4 (MCS11)	19.30	23.64	-4.34	-0.40	18.90	29.64	-10.74
	5320	64	242	61	121.9/143.4 (MCS11)	16.21	23.64	-7.43	-0.40	15.81	29.64	-13.83
	5500	100	242	61	121.9/143.4 (MCS11)	14.45	23.67	-9.21	-1.90	12.55	29.67	-17.11
	5520	104	242	61	121.9/143.4 (MCS11)	17.84	23.67	-5.83	-1.90	15.94	29.67	-13.73
	5540	108	242	61	121.9/143.4 (MCS11)	19.33	23.67	-4.33	-1.90	17.43	29.67	-12.23
	5580	116	242	61	121.9/143.4 (MCS11)	19.26	23.67	-4.41	-1.90	17.36	29.67	-12.31
	5660	132	242	61	121.9/143.4 (MCS11)	19.34	23.67	-4.33	-1.90	17.44	29.67	-12.23
	5680	136	242	61	121.9/143.4 (MCS11)	19.04	23.67	-4.63	-1.90	17.14	29.67	-12.53
	5700	140	242	61	121.9/143.4 (MCS11)	13.63	23.67	-10.04	-1.90	11.73	29.67	-17.94
	5720	144	242	61	121.9/143.4 (MCS11)	19.17	23.67	-4.50	-1.90	17.27	29.67	-12.40
	5745	149	242	61	121.9/143.4 (MCS11)	19.48	30.00	-10.53	-1.90	17.58	-	-
	5785	157	242	61	121.9/143.4 (MCS11)	19.21	30.00	-10.79	-1.90	17.31	-	-
	5825	165	242	61	121.9/143.4 (MCS11)	19.10	30.00	-10.90	-1.90	17.20	-	-

Table 7-103. ISED Antenna 1b 20MHz BW (UNII) Maximum Conducted Output Power and Max EIRP (Fully-loaded RU)

5GHz (40MHz Bandwidth)	Freq [MHz]	Channel	RU Size	RU Index	Data Rate [Mbps]	Conducted Power [dBm]	Conducted Power Limit [dBm]	Conducted Power Margin [dB]	Ant. Gain [dBi]	Max e.i.r.p. [dBm]	Max e.i.r.p. Limit [dBm]	e.i.r.p. Margin [dB]
	5190	38	484	65	243.8/286.8 (MCS11)	14.62	23.98	-9.36	-1.40	13.22	22.58	-9.36
	5230	46	484	65	243.8/286.8 (MCS11)	19.33	23.98	-4.65	-1.40	17.93	22.58	-4.65
	5270	54	484	65	243.8/286.8 (MCS11)	19.29	23.64	-4.35	-0.40	18.89	29.64	-10.75
	5310	62	484	65	243.8/286.8 (MCS11)	14.15	23.64	-9.48	-0.40	13.75	29.64	-15.88
	5510	102	484	65	243.8/286.8 (MCS11)	13.19	23.67	-10.47	-1.90	11.29	29.67	-18.37
	5550	110	484	65	243.8/286.8 (MCS11)	17.73	23.67	-5.94	-1.90	15.83	29.67	-13.84
	5670	134	484	65	243.8/286.8 (MCS11)	15.73	23.67	-7.94	-1.90	13.83	29.67	-15.84
	5710	142	484	65	243.8/286.8 (MCS11)	19.33	23.67	-4.34	-1.90	17.43	29.67	-12.24
	5755	151	484	65	243.8/286.8 (MCS11)	19.13	30.00	-10.87	-1.90	17.23	-	-
	5795	159	484	65	243.8/286.8 (MCS11)	19.25	30.00	-10.75	-1.90	17.35	-	-

Table 7-104. ISED Antenna 1b 40MHz BW (UNII) Maximum Conducted Output Power and Max EIRP (Fully-loaded RU)

5GHz (80MHz Bandwidth)	Freq [MHz]	Channel	RU Size	RU Index	Data Rate [Mbps]	Conducted Power [dBm]	Conducted Power Limit [dBm]	Conducted Power Margin [dB]	Ant. Gain [dBi]	Max e.i.r.p. [dBm]	Max e.i.r.p. Limit [dBm]	e.i.r.p. Margin [dB]
	5210	42	996	67	510.4/600.5 (MCS11)	14.11	23.98	-9.87	-1.40	12.71	22.58	-9.87
	5290	58	996	67	510.4/600.5 (MCS11)	13.20	23.64	-10.44	-0.40	12.80	29.64	-16.84
	5530	106	996	67	510.4/600.5 (MCS11)	13.39	23.67	-10.28	-1.90	11.49	29.67	-18.18
	5690	138	996	67	510.4/600.5 (MCS11)	19.32	23.67	-4.35	-1.90	17.42	29.67	-12.25
	5775	155	996	67	510.4/600.5 (MCS11)	16.94	30.00	-13.06	-1.90	15.04	-	-

Table 7-105. ISED Antenna 1b 80MHz BW (UNII) Maximum Conducted Output Power and Max EIRP (Fully-loaded RU)

5GHz (160MHz Bandwidth)	Freq [MHz]	Channel	RU Size	RU Index	Data Rate [Mbps]	Conducted Power [dBm]	Conducted Power Limit [dBm]	Conducted Power Margin [dB]	Ant. Gain [dBi]	Max e.i.r.p. [dBm]	Max e.i.r.p. Limit [dBm]	e.i.r.p. Margin [dB]
	5250	50	996x2	68	1020.8/1201 (MCS11)	12.25	23.98	-11.73	-0.40	11.85	22.58	-10.73

Table 7-106. ISED Antenna 1b 160MHz BW (UNII) Maximum Conducted Output Power and Max EIRP (Fully-loaded RU)

FCC ID: BCGA3267 IC: 579C-A3267		MEASUREMENT REPORT (CERTIFICATION)	Approved by: Technical Manager
Test Report S/N: 1C2410210073-22.BCG	Test Dates: 10/25/2024 - 1/2/2025	EUT Type: Tablet Device	Page 72 of 282

V 10.6 10/27/2023

Unless otherwise specified, no part of this report may be reproduced or utilized in any part, form or by any means, electronic or mechanical, including photocopying and microfilm, without permission in writing from Element Materials Technology. If you have any questions about this or have an enquiry about obtaining additional rights to this report or assembly of contents thereof, please contact ct.info@element.com.

7.4.25 FCC CDD Primary Conducted Output Power Measurements (RU26)

5GHz (20MHz Bandwidth)	Freq [MHz]	Channel	RU Size	RU Index	Data Rate [Mbps]	Conducted Powers [dBm]			Conducted Power Limit [dBm]	Conducted Power Margin [dB]
						Antenna 3c	Antenna 3a	Summed		
5180	36		26	0	25/29.4 (MCS11)	8.86	8.62	11.75	23.98	-12.23
			26	4	25/29.4 (MCS11)	8.91	8.86	11.90	23.98	-12.08
			26	8	25/29.4 (MCS11)	8.98	8.98	11.99	23.98	-11.99
5200	40		26	0	25/29.4 (MCS11)	8.74	8.90	11.83	23.98	-12.15
			26	4	25/29.4 (MCS11)	8.66	8.72	11.70	23.98	-12.28
			26	8	25/29.4 (MCS11)	8.87	8.68	11.79	23.98	-12.19
5240	48		26	0	25/29.4 (MCS11)	8.89	8.95	11.93	23.98	-12.05
			26	4	25/29.4 (MCS11)	8.75	8.82	11.80	23.98	-12.18
			26	8	25/29.4 (MCS11)	8.71	8.65	11.69	23.98	-12.29
5745	149		26	0	25/29.4 (MCS11)	10.20	10.18	13.20	30.00	-16.80
			26	4	25/29.4 (MCS11)	10.29	10.31	13.31	30.00	-16.69
			26	8	25/29.4 (MCS11)	10.31	10.18	13.26	30.00	-16.74
5785	157		26	0	25/29.4 (MCS11)	10.13	10.45	13.30	30.00	-16.70
			26	4	25/29.4 (MCS11)	10.12	10.16	13.15	30.00	-16.85
			26	8	25/29.4 (MCS11)	10.28	10.37	13.34	30.00	-16.66
5825	165		26	0	25/29.4 (MCS11)	10.36	10.39	13.38	30.00	-16.62
			26	4	25/29.4 (MCS11)	10.29	10.40	13.36	30.00	-16.64
			26	8	25/29.4 (MCS11)	10.31	10.27	13.30	30.00	-16.70

Table 7-107. FCC CDD Primary 20MHz BW (UNII) Maximum Conducted Output Power (RU26)

5GHz (40MHz Bandwidth)	Freq [MHz]	Channel	RU Size	RU Index	Data Rate [Mbps]	Conducted Powers [dBm]			Conducted Power Limit [dBm]	Conducted Power Margin [dB]
						Antenna 3c	Antenna 3a	Summed		
5190	38		26	0	25/29.4 (MCS11)	8.99	8.63	11.82	23.98	-12.16
			26	8	25/29.4 (MCS11)	8.75	8.93	11.85	23.98	-12.13
			26	17	25/29.4 (MCS11)	8.83	8.80	11.82	23.98	-12.16
5230	46		26	0	25/29.4 (MCS11)	8.77	8.79	11.79	23.98	-12.19
			26	8	25/29.4 (MCS11)	8.91	8.77	11.85	23.98	-12.13
			26	17	25/29.4 (MCS11)	8.71	8.71	11.72	23.98	-12.26
5755	151		26	0	25/29.4 (MCS11)	10.25	10.48	13.38	30.00	-16.62
			26	8	25/29.4 (MCS11)	10.21	10.25	13.24	30.00	-16.76
			26	17	25/29.4 (MCS11)	10.34	10.45	13.41	30.00	-16.59
5795	159		26	0	25/29.4 (MCS11)	10.14	10.32	13.24	30.00	-16.76
			26	8	25/29.4 (MCS11)	10.26	10.17	13.23	30.00	-16.77
			26	17	25/29.4 (MCS11)	10.34	10.13	13.25	30.00	-16.75

Table 7-108. FCC CDD Primary 40MHz BW (UNII) Maximum Conducted Output Power (RU26)

5GHz (80MHz Bandwidth)	Freq [MHz]	Channel	RU Size	RU Index	Data Rate [Mbps]	Conducted Powers [dBm]			Conducted Power Limit [dBm]	Conducted Power Margin [dB]
						Antenna 3c	Antenna 3a	Summed		
5210	42		26	0	25/29.4 (MCS11)	8.82	8.82	11.83	23.98	-12.15
			26	18	25/29.4 (MCS11)	8.91	8.98	11.95	23.98	-12.03
			26	36	25/29.4 (MCS11)	8.92	8.98	11.96	23.98	-12.02
5775	155		26	0	25/29.4 (MCS11)	10.37	10.49	13.44	30.00	-16.56
			26	18	25/29.4 (MCS11)	10.33	10.30	13.33	30.00	-16.67
			26	36	25/29.4 (MCS11)	10.13	10.49	13.32	30.00	-16.68

Table 7-109. FCC CDD Primary 80MHz BW (UNII) Maximum Conducted Output Power (RU26)

FCC ID: BCGA3267 IC: 579C-A3267		MEASUREMENT REPORT (CERTIFICATION)	Approved by: Technical Manager
Test Report S/N: 1C2410210073-22.BCG	Test Dates: 10/25/2024 - 1/2/2025	EUT Type: Tablet Device	Page 73 of 282

V 10.6 10/27/2023

Unless otherwise specified, no part of this report may be reproduced or utilized in any part, form or by any means, electronic or mechanical, including photocopying and microfilm, without permission in writing from Element Materials Technology. If you have any questions about this or have an enquiry about obtaining additional rights to this report or assembly of contents thereof, please contact ct.info@element.com.

7.4.26 ISED CDD/SDM Primary Conducted Output Power Measurements (RU26)

5GHz (20MHz Bandwidth)	Freq [MHz]	Channel	Mode	RU Size	RU Index	Data Rate [Mbps]	Conducted Powers [dBm]			Conducted Power Limit [dBm]	Conducted Power Margin [dB]	Ant. Gain [dBi]	Max e.i.r.p. [dBm]	Max e.i.r.p. Limit [dBm]	e.i.r.p. Margin [dB]
							Antenna 3c	Antenna 3a	Summed						
	5180	36	SDM	26	0	25/29.4 (MCS11)	6.11	6.47	9.30	-	-	1.44	10.74	22.58	-11.84
			SDM	26	4	25/29.4 (MCS11)	6.14	6.26	9.21	-	-	1.44	10.65	22.58	-11.93
			SDM	26	8	25/29.4 (MCS11)	6.24	6.39	9.33	-	-	1.44	10.77	22.58	-11.81
	5200	40	SDM	26	0	25/29.4 (MCS11)	6.16	6.15	9.16	-	-	1.44	10.60	22.58	-11.98
			SDM	26	4	25/29.4 (MCS11)	6.34	6.32	9.34	-	-	1.44	10.78	22.58	-11.80
			SDM	26	8	25/29.4 (MCS11)	6.16	6.41	9.29	-	-	1.44	10.73	22.58	-11.85
	5240	48	SDM	26	0	25/29.4 (MCS11)	6.41	6.16	9.30	-	-	1.44	10.74	22.58	-11.84
			SDM	26	4	25/29.4 (MCS11)	6.25	6.15	9.21	-	-	1.44	10.65	22.58	-11.93
			SDM	26	8	25/29.4 (MCS11)	6.19	6.12	9.17	-	-	1.44	10.61	22.58	-11.97
	5745	149	CDD	26	0	25/29.4 (MCS11)	10.20	10.18	13.20	30.00	-16.80	2.30	15.50	-	-
			CDD	26	4	25/29.4 (MCS11)	10.29	10.31	13.31	30.00	-16.69	2.30	15.61	-	-
			CDD	26	8	25/29.4 (MCS11)	10.31	10.18	13.26	30.00	-16.74	2.30	15.56	-	-
	5785	157	CDD	26	0	25/29.4 (MCS11)	10.13	10.45	13.30	30.00	-16.70	2.30	15.60	-	-
			CDD	26	4	25/29.4 (MCS11)	10.12	10.16	13.15	30.00	-16.85	2.30	15.45	-	-
			CDD	26	8	25/29.4 (MCS11)	10.28	10.37	13.34	30.00	-16.66	2.30	15.64	-	-
	5825	165	CDD	26	0	25/29.4 (MCS11)	10.36	10.39	13.38	30.00	-16.62	2.30	15.68	-	-
			CDD	26	4	25/29.4 (MCS11)	10.29	10.40	13.36	30.00	-16.64	2.30	15.66	-	-
			CDD	26	8	25/29.4 (MCS11)	10.31	10.27	13.30	30.00	-16.70	2.30	15.60	-	-

Table 7-110. ISED CDD/SDM Primary 20MHz BW (UNII) Maximum Conducted Output Power and Max EIRP (RU26)

5GHz (40MHz Bandwidth)	Freq [MHz]	Channel	Mode	RU Size	RU Index	Data Rate [Mbps]	Conducted Powers [dBm]			Conducted Power Limit [dBm]	Conducted Power Margin [dB]	Ant. Gain [dBi]	Max e.i.r.p. [dBm]	Max e.i.r.p. Limit [dBm]	e.i.r.p. Margin [dB]
							Antenna 3c	Antenna 3a	Summed						
	5190	38	SDM	26	0	25/29.4 (MCS11)	6.34	6.42	9.39	-	-	1.44	10.83	22.58	-11.75
			SDM	26	8	25/29.4 (MCS11)	6.43	6.12	9.29	-	-	1.44	10.73	22.58	-11.85
			SDM	26	17	25/29.4 (MCS11)	6.23	6.15	9.20	-	-	1.44	10.64	22.58	-11.94
	5230	46	SDM	26	0	25/29.4 (MCS11)	6.29	6.29	9.30	-	-	1.44	10.74	22.58	-11.84
			SDM	26	8	25/29.4 (MCS11)	6.34	6.21	9.28	-	-	1.44	10.72	22.58	-11.86
			SDM	26	17	25/29.4 (MCS11)	6.14	6.23	9.19	-	-	1.44	10.63	22.58	-11.95
	5755	151	CDD	26	0	25/29.4 (MCS11)	10.25	10.48	13.38	30.00	-16.62	2.30	15.68	-	-
			CDD	26	8	25/29.4 (MCS11)	10.21	10.25	13.24	30.00	-16.76	2.30	15.54	-	-
			CDD	26	17	25/29.4 (MCS11)	10.34	10.45	13.41	30.00	-16.59	2.30	15.71	-	-
	5795	159	CDD	26	0	25/29.4 (MCS11)	10.14	10.32	13.24	30.00	-16.76	2.30	15.54	-	-
			CDD	26	8	25/29.4 (MCS11)	10.26	10.17	13.23	30.00	-16.77	2.30	15.53	-	-
			CDD	26	17	25/29.4 (MCS11)	10.34	10.13	13.25	30.00	-16.75	2.30	15.55	-	-

Table 7-111. ISED CDD/SDM Primary 40MHz BW (UNII) Maximum Conducted Output Power and Max EIRP (RU26)

5GHz (80MHz Bandwidth)	Freq [MHz]	Channel	Mode	RU Size	RU Index	Data Rate [Mbps]	Conducted Powers [dBm]			Conducted Power Limit [dBm]	Conducted Power Margin [dB]	Ant. Gain [dBi]	Max e.i.r.p. [dBm]	Max e.i.r.p. Limit [dBm]	e.i.r.p. Margin [dB]
							Antenna 3c	Antenna 3a	Summed						
	5210	42	SDM	26	0	25/29.4 (MCS11)	6.32	6.32	9.33	23.98	-14.65	1.44	10.77	22.58	-11.81
			SDM	26	18	25/29.4 (MCS11)	6.41	6.48	9.45	23.98	-14.53	1.44	10.89	22.58	-11.69
			SDM	26	36	25/29.4 (MCS11)	6.42	6.48	9.46	23.98	-14.52	1.44	10.90	22.58	-11.68
	5775	155	CDD	26	0	25/29.4 (MCS11)	10.37	10.49	13.44	30.00	-16.56	2.30	15.74	-	-
			CDD	26	18	25/29.4 (MCS11)	10.33	10.30	13.33	30.00	-16.67	2.30	15.63	-	-
			CDD	26	36	25/29.4 (MCS11)	10.13	10.49	13.32	30.00	-16.68	2.30	15.62	-	-

Table 7-112. ISED CDD/SDM Primary 80MHz BW (UNII) Maximum Conducted Output Power and Max EIRP (RU26)

FCC ID: BCGA3267 IC: 579C-A3267		MEASUREMENT REPORT (CERTIFICATION)	Approved by: Technical Manager
Test Report S/N: 1C2410210073-22.BCG	Test Dates: 10/25/2024 - 1/2/2025	EUT Type: Tablet Device	Page 74 of 282

7.4.27 FCC CDD Primary Conducted Output Power Measurements (RU52)

5GHz (20MHz Bandwidth)	Freq [MHz]	Channel	RU Size	RU Index	Data Rate [Mbps]	Conducted Powers [dBm]			Conducted Power Limit [dBm]	Conducted Power Margin [dB]
						Antenna 3c	Antenna 3a	Summed		
5260	52		52	37	50/58.8 (MCS11)	11.82	11.92	14.88	23.64	-8.76
			52	39	50/58.8 (MCS11)	11.91	11.74	14.83	23.64	-8.81
			52	40	50/58.8 (MCS11)	11.73	11.80	14.77	23.64	-8.87
5300	60		52	37	50/58.8 (MCS11)	11.79	11.77	14.79	23.64	-8.85
			52	39	50/58.8 (MCS11)	11.72	11.79	14.77	23.64	-8.87
			52	40	50/58.8 (MCS11)	11.77	11.67	14.73	23.64	-8.91
5320	64		52	37	50/58.8 (MCS11)	11.65	11.71	14.69	23.64	-8.95
			52	39	50/58.8 (MCS11)	11.62	11.62	14.63	23.64	-9.01
			52	40	50/58.8 (MCS11)	11.67	12.00	14.84	23.64	-8.80
5500	100		52	37	50/58.8 (MCS11)	11.78	11.96	14.88	23.67	-8.79
			52	39	50/58.8 (MCS11)	11.64	11.83	14.75	23.67	-8.92
			52	40	50/58.8 (MCS11)	11.92	11.72	14.83	23.67	-8.84
5580	116		52	37	50/58.8 (MCS11)	11.65	11.79	14.73	23.67	-8.94
			52	39	50/58.8 (MCS11)	11.71	11.75	14.74	23.67	-8.93
			52	40	50/58.8 (MCS11)	11.72	11.87	14.81	23.67	-8.86
5720	144		52	37	50/58.8 (MCS11)	12.00	11.73	14.88	23.67	-8.79
			52	39	50/58.8 (MCS11)	11.94	11.80	14.88	23.67	-8.79
			52	40	50/58.8 (MCS11)	11.94	11.87	14.92	23.67	-8.75

Table 7-113. FCC CDD Primary 20MHz BW (UNII) Maximum Conducted Output Power (RU52)

5GHz (40MHz Bandwidth)	Freq [MHz]	Channel	RU Size	RU Index	Data Rate [Mbps]	Conducted Powers [dBm]			Conducted Power Limit [dBm]	Conducted Power Margin [dB]
						Antenna 3c	Antenna 3a	Summed		
5270	54		52	37	50/58.8 (MCS11)	11.99	11.93	14.97	23.64	-8.67
			52	40	50/58.8 (MCS11)	11.98	11.66	14.83	23.64	-8.81
			52	44	50/58.8 (MCS11)	11.88	11.64	14.77	23.64	-8.87
5310	62		52	37	50/58.8 (MCS11)	11.74	11.95	14.86	23.64	-8.78
			52	40	50/58.8 (MCS11)	11.76	11.91	14.84	23.64	-8.80
			52	44	50/58.8 (MCS11)	11.85	11.95	14.91	23.64	-8.73
5510	102		52	37	50/58.8 (MCS11)	11.75	11.69	14.73	23.67	-8.94
			52	40	50/58.8 (MCS11)	11.80	11.81	14.82	23.67	-8.85
			52	44	50/58.8 (MCS11)	11.52	11.72	14.63	23.67	-9.04
5550	110		52	37	50/58.8 (MCS11)	11.93	11.89	14.92	23.67	-8.75
			52	40	50/58.8 (MCS11)	11.89	11.91	14.91	23.67	-8.76
			52	44	50/58.8 (MCS11)	11.65	11.92	14.80	23.67	-8.87
5710	142		52	37	50/58.8 (MCS11)	11.78	11.83	14.81	23.67	-8.86
			52	40	50/58.8 (MCS11)	11.79	11.91	14.86	23.67	-8.81
			52	44	50/58.8 (MCS11)	11.74	11.95	14.86	23.67	-8.81

Table 7-114. FCC CDD Primary 40MHz BW (UNII) Maximum Conducted Output Power (RU52)

5GHz (80MHz Bandwidth)	Freq [MHz]	Channel	RU Size	RU Index	Data Rate [Mbps]	Conducted Powers [dBm]			Conducted Power Limit [dBm]	Conducted Power Margin [dB]
						Antenna 3c	Antenna 3a	Summed		
5290	58		52	37	50/58.8 (MCS11)	11.73	11.92	14.84	23.64	-8.80
			52	44	50/58.8 (MCS11)	11.63	11.78	14.72	23.64	-8.92
			52	52	50/58.8 (MCS11)	11.71	11.76	14.75	23.64	-8.89
5530	106		52	37	50/58.8 (MCS11)	11.84	11.75	14.81	23.67	-8.86
			52	44	50/58.8 (MCS11)	11.81	11.75	14.79	23.67	-8.88
			52	52	50/58.8 (MCS11)	11.79	11.66	14.74	23.67	-8.93
5690	138		52	37	50/58.8 (MCS11)	11.65	11.95	14.82	23.67	-8.85
			52	44	50/58.8 (MCS11)	11.85	11.74	14.81	23.67	-8.86
			52	52	50/58.8 (MCS11)	11.81	11.81	14.82	23.67	-8.85

Table 7-115. FCC CDD Primary 80MHz BW (UNII) Maximum Conducted Output Power (RU52)

FCC ID: BCGA3267 IC: 579C-A3267		MEASUREMENT REPORT (CERTIFICATION)	Approved by: Technical Manager
Test Report S/N: 1C2410210073-22.BCG	Test Dates: 10/25/2024 - 1/2/2025	EUT Type: Tablet Device	Page 75 of 282

V 10.6 10/27/2023

Unless otherwise specified, no part of this report may be reproduced or utilized in any part, form or by any means, electronic or mechanical, including photocopying and microfilm, without permission in writing from Element Materials Technology. If you have any questions about this or have an enquiry about obtaining additional rights to this report or assembly of contents thereof, please contact ct.info@element.com.

5GHz (160MHz Bandwidth)	Freq [MHz]	Channel	RU Size	RU Index	Data Rate [Mbps]	Conducted Powers [dBm]			Conducted Power Limit [dBm]	Conducted Power Margin [dB]
						Antenna 3c	Antenna 3a	Summed		
	5250	50 (L)	52	37	50/58.8 (MCS11)	10.98	11.12	14.06	23.98	-9.92
			52	52	50/58.8 (MCS11)	10.95	11.24	14.11	23.98	-9.87
		50 (U)	52	52	50/58.8 (MCS11)	10.93	10.88	13.91	23.64	-9.73
	5570	114 (L)	52	37	50/58.8 (MCS11)	10.47	10.18	13.33	23.67	-10.34
			52	52	50/58.8 (MCS11)	10.10	10.50	13.31	23.67	-10.36
		114 (U)	52	52	50/58.8 (MCS11)	10.42	10.41	13.43	23.67	-10.24

Table 7-116. FCC CDD Primary 160MHz BW (UNII) Maximum Conducted Output Power (RU52)

FCC ID: BCGA3267 IC: 579C-A3267	 MEASUREMENT REPORT (CERTIFICATION)		Approved by: Technical Manager
Test Report S/N: 1C2410210073-22.BCG	Test Dates: 10/25/2024 - 1/2/2025	EUT Type: Tablet Device	Page 76 of 282

V 10.6 10/27/2023

7.4.28 ISED CDD/SDM Primary Conducted Output Power Measurements (RU52)

5GHz (20MHz Bandwidth)	Freq [MHz]	Channel	Mode	Detector	RU Size	RU Index	Data Rate [Mbps]	Conducted Powers [dBm]			Conducted Power Limit [dBm]	Conducted Power Margin [dB]	Ant. Gain [dBi]	Max e.i.r.p. [dBm]	Max e.i.r.p. Limit [dBm]	e.i.r.p. Margin [dB]
								Antenna 3c	Antenna 3a	Summed						
	5260	52	CDD	AVG	52	37	50/58.8 (MCS11)	11.82	11.92	14.88	23.64	-8.76	1.80	16.68	29.64	-12.96
			CDD	AVG	52	39	50/58.8 (MCS11)	11.91	11.74	14.83	23.64	-8.81	1.80	16.63	29.64	-13.01
			CDD	AVG	52	40	50/58.8 (MCS11)	11.73	11.80	14.77	23.64	-8.87	1.80	16.57	29.64	-13.07
	5300	60	CDD	AVG	52	37	50/58.8 (MCS11)	11.79	11.77	14.79	23.64	-8.85	1.80	16.59	29.64	-13.05
			CDD	AVG	52	39	50/58.8 (MCS11)	11.72	11.79	14.77	23.64	-8.87	1.80	16.57	29.64	-13.07
			CDD	AVG	52	40	50/58.8 (MCS11)	11.77	11.67	14.73	23.64	-8.91	1.80	16.53	29.64	-13.11
	5320	64	CDD	AVG	52	37	50/58.8 (MCS11)	11.65	11.71	14.69	23.64	-8.95	1.80	16.49	29.64	-13.15
			CDD	AVG	52	39	50/58.8 (MCS11)	11.62	11.62	14.63	23.64	-9.01	1.80	16.43	29.64	-13.21
			CDD	AVG	52	40	50/58.8 (MCS11)	11.67	12.00	14.84	23.64	-8.80	1.80	16.64	29.64	-13.00
	5500	100	CDD	AVG	52	37	50/58.8 (MCS11)	11.78	11.96	14.88	23.67	-8.79	2.00	16.88	29.67	-12.79
			CDD	AVG	52	39	50/58.8 (MCS11)	11.64	11.83	14.75	23.67	-8.92	2.00	16.75	29.67	-12.92
			CDD	AVG	52	40	50/58.8 (MCS11)	11.92	11.72	14.83	23.67	-8.84	2.00	16.83	29.67	-12.84
	5580	116	CDD	AVG	52	37	50/58.8 (MCS11)	11.65	11.79	14.73	23.67	-8.94	2.00	16.73	29.67	-12.94
			CDD	AVG	52	39	50/58.8 (MCS11)	11.71	11.75	14.74	23.67	-8.93	2.00	16.74	29.67	-12.93
			CDD	AVG	52	40	50/58.8 (MCS11)	11.72	11.87	14.81	23.67	-8.86	2.00	16.81	29.67	-12.86
	5720	144	CDD	AVG	52	37	50/58.8 (MCS11)	12.00	11.73	14.88	23.67	-8.79	2.00	16.88	29.67	-12.79
			CDD	AVG	52	39	50/58.8 (MCS11)	11.94	11.80	14.88	23.67	-8.79	2.00	16.88	29.67	-12.79
			CDD	AVG	52	40	50/58.8 (MCS11)	11.94	11.87	14.92	23.67	-8.75	2.00	16.92	29.67	-12.75

Table 7-117. ISED CDD Primary 20MHz BW (UNII) Maximum Conducted Output Power (RU52)

5GHz (40MHz Bandwidth)	Freq [MHz]	Channel	Mode	RU Size	RU Index	Data Rate [Mbps]	Conducted Powers [dBm]			Conducted Power Limit [dBm]	Conducted Power Margin [dB]	Ant. Gain [dBi]	Max e.i.r.p. [dBm]	Max e.i.r.p. Limit [dBm]	e.i.r.p. Margin [dB]
							Antenna 3c	Antenna 3a	Summed						
	5270	54	CDD	52	37	50/58.8 (MCS11)	11.99	11.93	14.97	23.64	-8.67	1.80	16.77	29.64	-12.87
			CDD	52	40	50/58.8 (MCS11)	11.98	11.66	14.83	23.64	-8.81	1.80	16.63	29.64	-13.01
			CDD	52	44	50/58.8 (MCS11)	11.88	11.64	14.77	23.64	-8.87	1.80	16.57	29.64	-13.07
	5310	62	CDD	52	37	50/58.8 (MCS11)	11.74	11.95	14.86	23.64	-8.78	1.80	16.66	29.64	-12.98
			CDD	52	40	50/58.8 (MCS11)	11.76	11.91	14.84	23.64	-8.80	1.80	16.64	29.64	-13.00
			CDD	52	44	50/58.8 (MCS11)	11.85	11.95	14.91	23.64	-8.73	1.80	16.71	29.64	-12.93
	5510	102	CDD	52	37	50/58.8 (MCS11)	11.75	11.69	14.73	23.67	-8.94	2.00	16.73	29.67	-12.94
			CDD	52	40	50/58.8 (MCS11)	11.80	11.81	14.82	23.67	-8.85	2.00	16.82	29.67	-12.85
			CDD	52	44	50/58.8 (MCS11)	11.52	11.72	14.63	23.67	-9.04	2.00	16.63	29.67	-13.04
	5550	110	CDD	52	37	50/58.8 (MCS11)	11.93	11.89	14.92	23.67	-8.75	2.00	16.92	29.67	-12.75
			CDD	52	40	50/58.8 (MCS11)	11.89	11.91	14.91	23.67	-8.76	2.00	16.91	29.67	-12.76
			CDD	52	44	50/58.8 (MCS11)	11.65	11.92	14.80	23.67	-8.87	2.00	16.80	29.67	-12.87
	5710	142	CDD	52	37	50/58.8 (MCS11)	11.78	11.83	14.81	23.67	-8.86	2.00	16.81	29.67	-12.86
			CDD	52	40	50/58.8 (MCS11)	11.79	11.91	14.86	23.67	-8.81	2.00	16.86	29.67	-12.81
			CDD	52	44	50/58.8 (MCS11)	11.74	11.95	14.86	23.67	-8.81	2.00	16.86	29.67	-12.81

Table 7-118. ISED CDD Primary 40MHz BW (UNII) Maximum Conducted Output Power (RU52)

5GHz (80MHz Bandwidth)	Freq [MHz]	Channel	Mode	RU Size	RU Index	Data Rate [Mbps]	Conducted Powers [dBm]			Conducted Power Limit [dBm]	Conducted Power Margin [dB]	Ant. Gain [dBi]	Max e.i.r.p. [dBm]	Max e.i.r.p. Limit [dBm]	e.i.r.p. Margin [dB]
							Antenna 3c	Antenna 3a	Summed						
	5290	58	CDD	52	37	50/58.8 (MCS11)	11.73	11.92	14.84	23.64	-8.80	1.80	16.64	29.64	-13.00
			CDD	52	44	50/58.8 (MCS11)	11.63	11.78	14.72	23.64	-8.92	1.80	16.52	29.64	-13.12
			CDD	52	52	50/58.8 (MCS11)	11.71	11.76	14.75	23.64	-8.89	1.80	16.55	29.64	-13.09
	5530	106	CDD	52	37	50/58.8 (MCS11)	11.84	11.75	14.81	23.67	-8.86	2.00	16.81	29.67	-12.86
			CDD	52	44	50/58.8 (MCS11)	11.81	11.75	14.79	23.67	-8.88	2.00	16.79	29.67	-12.88
			CDD	52	52	50/58.8 (MCS11)	11.79	11.66	14.74	23.67	-8.93	2.00	16.74	29.67	-12.93
	5690	138	CDD	52	37	50/58.8 (MCS11)	11.65	11.95	14.82	23.67	-8.85	2.00	16.82	29.67	-12.85
			CDD	52	44	50/58.8 (MCS11)	11.85	11.74	14.81	23.67	-8.86	2.00	16.81	29.67	-12.86
			CDD	52	52	50/58.8 (MCS11)	11.81	11.81	14.82	23.67	-8.85	2.00	16.82	29.67	-12.85

Table 7-119. ISED CDD Primary 80MHz BW (UNII) Maximum Conducted Output Power (RU52)

5GHz (160MHz Bandwidth)	Freq [MHz]	Channel	Mode	RU Size	RU Index	Data Rate [Mbps]	Conducted Powers [dBm]			Conducted Power Limit [dBm]	Conducted Power Margin [dB]	Ant. Gain [dBi]	Max e.i.r.p. [dBm]	Max e.i.r.p. Limit [dBm]	e.i.r.p. Margin [dB]
							Antenna 3c	Antenna 3a	Summed						
	5250	50 (L)	SDM	52	37	50/58.8 (MCS11)	9.23	9.37	12.31	23.98	-11.67	1.44	13.75	22.58	-8.83
			SDM	52	52	50/58.8 (MCS11)	9.20	9.49	12.36	23.98	-11.62	1.44	13.80	22.58	-8.78
			SDM	52	52	50/58.8 (MCS11)	9.18	9.13	12.16	23.64	-11.48	1.20	13.36	22.58	-9.22

Table 7-120. ISED SDM Primary 160MHz BW (UNII) Maximum Conducted Output Power (RU52)

FCC ID: BCGA3267 IC: 579C-A3267		MEASUREMENT REPORT (CERTIFICATION)	Approved by: Technical Manager
Test Report S/N: 1C2410210073-22.BCG	Test Dates: 10/25/2024 - 1/2/2025	EUT Type: Tablet Device	Page 77 of 282

V 10.6 10/27/2023

Unless otherwise specified, no part of this report may be reproduced or utilized in any part, form or by any means, electronic or mechanical, including photocopying and microfilm, without permission in writing from Element Materials Technology. If you have any questions about this or have an enquiry about obtaining additional rights to this report or assembly of contents thereof, please contact ct.info@element.com.

7.4.29 FCC CDD Primary Conducted Output Power Measurements (Highest Power Among Partially-Loaded RU's)

5GHz (20MHz Bandwidth)	Freq [MHz]	Channel	RU Size	RU Index	Data Rate [Mbps]	Conducted Powers [dBm]			Conducted Power Limit [dBm]	Conducted Power Margin [dB]
						Antenna 3c	Antenna 3a	Summed		
5180	36		106	53	106.3/125 (MCS11)	14.85	14.84	17.86	23.98	-6.12
			106	54	106.3/125 (MCS11)	14.70	14.72	17.72	23.98	-6.26
5200	40		106	53	106.3/125 (MCS11)	14.91	14.85	17.89	23.98	-6.09
			106	54	106.3/125 (MCS11)	14.98	14.65	17.83	23.98	-6.15
5240	48		106	53	106.3/125 (MCS11)	14.79	14.73	17.77	23.98	-6.21
			106	54	106.3/125 (MCS11)	14.61	14.91	17.77	23.98	-6.21
5260	52		106	53	106.3/125 (MCS11)	14.67	14.88	17.79	23.64	-5.85
			106	54	106.3/125 (MCS11)	14.69	14.93	17.82	23.64	-5.82
5300	60		106	53	106.3/125 (MCS11)	14.68	14.75	17.73	23.64	-5.91
			106	54	106.3/125 (MCS11)	14.66	14.67	17.68	23.64	-5.96
5320	64		106	53	106.3/125 (MCS11)	14.78	14.63	17.72	23.64	-5.92
			106	54	106.3/125 (MCS11)	14.83	14.86	17.85	23.64	-5.79
5500	100		106	53	106.3/125 (MCS11)	14.06	13.91	16.99	23.67	-6.68
			106	54	106.3/125 (MCS11)	14.19	13.95	17.08	23.67	-6.59
5520	104		106	53	106.3/125 (MCS11)	14.75	14.92	17.85	23.67	-5.82
			106	54	106.3/125 (MCS11)	14.85	14.93	17.90	23.67	-5.77
5580	116		106	53	106.3/125 (MCS11)	14.89	14.65	17.79	23.67	-5.88
			106	54	106.3/125 (MCS11)	14.92	14.69	17.81	23.67	-5.86
5680	136		106	53	106.3/125 (MCS11)	14.80	14.76	17.79	23.67	-5.88
			106	54	106.3/125 (MCS11)	14.65	14.85	17.76	23.67	-5.91
5700	140		106	53	106.3/125 (MCS11)	13.31	13.48	16.41	23.67	-7.26
			106	54	106.3/125 (MCS11)	13.21	13.19	16.21	23.67	-7.46
5720	144		106	53	106.3/125 (MCS11)	14.72	14.74	17.74	23.67	-5.93
			106	54	106.3/125 (MCS11)	14.61	14.83	17.73	23.67	-5.94
5745	149		106	53	106.3/125 (MCS11)	16.24	16.38	19.32	30.00	-10.68
			106	54	106.3/125 (MCS11)	16.22	16.48	19.36	30.00	-10.64
5785	157		106	53	106.3/125 (MCS11)	16.19	16.40	19.30	30.00	-10.70
			106	54	106.3/125 (MCS11)	16.30	16.46	19.39	30.00	-10.61
5825	165		106	53	106.3/125 (MCS11)	16.36	16.30	19.34	30.00	-10.66
			106	54	106.3/125 (MCS11)	16.26	16.37	19.32	30.00	-10.68

Table 7-121. FCC CDD Primary 20MHz BW (UNII) Maximum Conducted Output Power (Highest Power Among Partially-Loaded RU's)

FCC ID: BCGA3267 IC: 579C-A3267		MEASUREMENT REPORT (CERTIFICATION)	Approved by: Technical Manager
Test Report S/N: 1C2410210073-22.BCG	Test Dates: 10/25/2024 - 1/2/2025	EUT Type: Tablet Device	Page 78 of 282

V 10.6 10/27/2023

Unless otherwise specified, no part of this report may be reproduced or utilized in any part, form or by any means, electronic or mechanical, including photocopying and microfilm, without permission in writing from Element Materials Technology. If you have any questions about this or have an enquiry about obtaining additional rights to this report or assembly of contents thereof, please contact ct.info@element.com.

5GHz (40MHz Bandwidth)	Freq [MHz]	Channel	RU Size	RU Index	Data Rate [Mbps]	Conducted Powers [dBm]			Conducted Power Limit [dBm]	Conducted Power Margin [dB]
						Antenna 3c	Antenna 3a	Summed		
5190	38	242	61	243.8/286.8 (MCS11)	13.39	13.54	16.47	23.98	-7.51	
		242	62	243.8/286.8 (MCS11)	13.58	13.66	16.63	23.98	-7.35	
5230	46	242	61	243.8/286.8 (MCS11)	17.83	17.79	20.82	23.98	-3.16	
		242	62	243.8/286.8 (MCS11)	17.98	17.92	20.96	23.98	-3.02	
5270	54	242	61	243.8/286.8 (MCS11)	17.67	17.89	20.79	23.64	-2.85	
		242	62	243.8/286.8 (MCS11)	17.77	18.00	20.89	23.64	-2.75	
5310	62	242	61	243.8/286.8 (MCS11)	14.33	14.41	17.38	23.64	-6.26	
		242	62	243.8/286.8 (MCS11)	14.41	14.26	17.35	23.64	-6.29	
5510	102	242	61	243.8/286.8 (MCS11)	12.19	12.24	15.22	23.67	-8.45	
		242	62	243.8/286.8 (MCS11)	12.29	12.42	15.36	23.67	-8.31	
5550	110	242	61	243.8/286.8 (MCS11)	17.31	17.35	20.34	23.67	-3.33	
		242	62	243.8/286.8 (MCS11)	17.37	17.40	20.40	23.67	-3.27	
5590	118	242	61	243.8/286.8 (MCS11)	17.72	17.63	20.68	23.67	-2.99	
		242	62	243.8/286.8 (MCS11)	17.83	17.66	20.75	23.67	-2.92	
5630	126	242	61	243.8/286.8 (MCS11)	17.92	17.98	20.96	23.67	-2.71	
		242	62	243.8/286.8 (MCS11)	17.96	17.64	20.81	23.67	-2.86	
5670	134	242	61	243.8/286.8 (MCS11)	14.28	14.14	17.22	23.67	-6.45	
		242	62	243.8/286.8 (MCS11)	14.38	14.16	17.29	23.67	-6.38	
5710	142	106	53	106.3/125 (MCS11)	14.73	14.70	17.73	23.67	-5.94	
		106	54	106.3/125 (MCS11)	14.63	14.83	17.74	23.67	-5.93	
		106	56	106.3/125 (MCS11)	14.71	14.66	17.69	23.67	-5.98	
5755	151	242	61	243.8/286.8 (MCS11)	19.39	19.49	22.45	30.00	-7.55	
		242	62	243.8/286.8 (MCS11)	19.45	19.45	22.46	30.00	-7.54	
5795	159	242	61	243.8/286.8 (MCS11)	19.11	19.40	22.27	30.00	-7.73	
		242	62	243.8/286.8 (MCS11)	19.14	19.44	22.30	30.00	-7.70	

Table 7-122. FCC CDD Primary 40MHz BW (UNII) Maximum Conducted Output Power (Highest Power Among Partially-Loaded RU's)

5GHz (80MHz Bandwidth)	Freq [MHz]	Channel	RU Size	RU Index	Data Rate [Mbps]	Conducted Powers [dBm]			Conducted Power Limit [dBm]	Conducted Power Margin [dB]
						Antenna 3c	Antenna 3a	Summed		
	5210	42	484	65	487.5/573.5 (MCS11)	13.34	13.36	16.36	23.98	-7.62
			484	66	487.5/573.5 (MCS11)	13.48	13.30	16.40	23.98	-7.58
	5290	58	484	65	487.5/573.5 (MCS11)	12.70	12.96	15.84	23.64	-7.80
			484	66	487.5/573.5 (MCS11)	12.77	12.92	15.85	23.64	-7.79
	5530	106	484	65	487.5/573.5 (MCS11)	12.28	12.12	15.21	23.67	-8.46
			484	66	487.5/573.5 (MCS11)	12.45	12.49	15.48	23.67	-8.19
	5610	122	484	65	487.5/573.5 (MCS11)	15.90	15.93	18.92	23.67	-4.75
			484	66	487.5/573.5 (MCS11)	15.97	15.68	18.84	23.67	-4.83
5690	138	106	53	106.3/125 (MCS11)	14.61	14.97	17.80	23.67	-5.87	
		106	56	106.3/125 (MCS11)	14.63	14.68	17.66	23.67	-6.01	
		106	60	106.3/125 (MCS11)	14.76	14.72	17.75	23.67	-5.92	
5775	155	484	65	487.5/573.5 (MCS11)	16.47	16.48	19.48	30.00	-10.52	
		484	66	487.5/573.5 (MCS11)	16.38	16.31	19.36	30.00	-10.64	

Table 7-123. FCC CDD Primary 80MHz BW (UNII) Maximum Conducted Output Power (Highest Power Among Partially-Loaded RU's)

5GHz (160MHz Bandwidth)	Freq [MHz]	Channel	RU Size	RU Index	Data Rate [Mbps]	Conducted Powers [dBm]			Conducted Power Limit [dBm]	Conducted Power Margin [dB]
						Antenna 3c	Antenna 3a	Summed		
	5250	50 (L)	996	67	1020.8/1201 (MCS11)	11.10	11.02	14.07	23.98	-9.91
	5250	50 (U)	996	67	1020.8/1201 (MCS11)	11.07	10.99	14.04	23.64	-9.60
	5570	114 (L)	996	67	1020.8/1201 (MCS11)	10.22	10.42	13.33	23.67	-10.34
	5570	114 (U)	996	67	1020.8/1201 (MCS11)	10.29	10.42	13.36	23.67	-10.31

Table 7-124. FCC CDD Primary 160MHz BW (UNII) Maximum Conducted Output Power (Highest Power Among Partially-Loaded RU's)

FCC ID: BCGA3267 IC: 579C-A3267		MEASUREMENT REPORT (CERTIFICATION)	Approved by: Technical Manager
Test Report S/N: 1C2410210073-22.BCG	Test Dates: 10/25/2024 - 1/2/2025	EUT Type: Tablet Device	Page 79 of 282

V 10.6 10/27/2023

Unless otherwise specified, no part of this report may be reproduced or utilized in any part, form or by any means, electronic or mechanical, including photocopying and microfilm, without permission in writing from Element Materials Technology. If you have any questions about this or have an enquiry about obtaining additional rights to this report or assembly of contents thereof, please contact ct.info@element.com.

7.4.30 ISED CDD/SDM Primary Conducted Output Power Measurements (Highest Power Among Partially-Loaded RU's)

5GHz (20MHz Bandwidth)	Freq [MHz]	Channel	Mode	RU Size	RU Index	Data Rate [Mbps]	Conducted Powers [dBm]			Conducted Power Limit [dBm]	Conducted Power Margin [dB]	Ant. Gain [dBi]	Max e.i.r.p. [dBm]	Max e.i.r.p. Limit [dBm]	e.i.r.p. Margin [dB]
							Antenna 3c	Antenna 3a	Summed						
	5180	36	SDM	106	53	106.3/125 (MCS11)	12.39	12.33	15.37	-	-	1.44	16.81	22.58	-5.77
			SDM	106	54	106.3/125 (MCS11)	12.11	12.37	15.25	-	-	1.44	16.69	22.58	-5.89
	5200	40	SDM	106	53	106.3/125 (MCS11)	12.34	12.21	15.28	-	-	1.44	16.72	22.58	-5.86
			SDM	106	54	106.3/125 (MCS11)	12.38	12.25	15.33	-	-	1.44	16.77	22.58	-5.81
	5240	48	SDM	106	53	106.3/125 (MCS11)	12.31	12.49	15.41	-	-	1.44	16.85	22.58	-5.73
			SDM	106	54	106.3/125 (MCS11)	12.23	12.18	15.21	-	-	1.44	16.65	22.58	-5.93
	5260	52	CDD	106	53	106.3/125 (MCS11)	14.67	14.88	17.79	23.64	-5.85	1.80	19.59	29.64	-10.05
			CDD	106	54	106.3/125 (MCS11)	14.69	14.93	17.82	23.64	-5.82	1.80	19.62	29.64	-10.02
	5300	60	CDD	106	53	106.3/125 (MCS11)	14.68	14.75	17.73	23.64	-5.91	1.80	19.53	29.64	-10.11
			CDD	106	54	106.3/125 (MCS11)	14.66	14.67	17.68	23.64	-5.96	1.80	19.48	29.64	-10.16
	5320	64	CDD	106	53	106.3/125 (MCS11)	14.78	14.63	17.72	23.64	-5.92	1.80	19.52	29.64	-10.12
			CDD	106	54	106.3/125 (MCS11)	14.83	14.86	17.85	23.64	-5.79	1.80	19.65	29.64	-9.99
	5500	100	CDD	106	53	106.3/125 (MCS11)	14.06	13.91	16.99	23.67	-6.68	2.00	18.99	29.67	-10.68
			CDD	106	54	106.3/125 (MCS11)	14.19	13.95	17.08	23.67	-6.59	2.00	19.08	29.67	-10.59
	5520	104	CDD	106	53	106.3/125 (MCS11)	14.75	14.92	17.85	23.67	-5.82	2.00	19.85	29.67	-9.82
			CDD	106	54	106.3/125 (MCS11)	14.85	14.93	17.90	23.67	-5.77	2.00	19.90	29.67	-9.77
	5580	116	CDD	106	53	106.3/125 (MCS11)	14.89	14.65	17.79	23.67	-5.88	2.00	19.79	29.67	-9.88
			CDD	106	54	106.3/125 (MCS11)	14.92	14.69	17.81	23.67	-5.86	2.00	19.81	29.67	-9.86
	5680	136	CDD	106	53	106.3/125 (MCS11)	14.80	14.76	17.79	23.67	-5.88	2.00	19.79	29.67	-9.88
			CDD	106	54	106.3/125 (MCS11)	14.65	14.85	17.76	23.67	-5.91	2.00	19.76	29.67	-9.91
	5700	140	CDD	106	53	106.3/125 (MCS11)	13.31	13.48	16.41	23.67	-7.26	2.00	18.41	29.67	-11.26
			CDD	106	54	106.3/125 (MCS11)	13.21	13.19	16.21	23.67	-7.46	2.00	18.21	29.67	-11.46
	5720	144	CDD	106	53	106.3/125 (MCS11)	14.72	14.74	17.74	23.67	-5.93	2.00	19.74	29.67	-9.93
			CDD	106	54	106.3/125 (MCS11)	14.61	14.83	17.73	23.67	-5.94	2.00	19.73	29.67	-9.94
	5745	149	CDD	106	53	106.3/125 (MCS11)	16.24	16.38	19.32	30.00	-10.68	2.30	21.62	-	-
			CDD	106	54	106.3/125 (MCS11)	16.22	16.48	19.36	30.00	-10.64	2.30	21.66	-	-
	5785	157	CDD	106	53	106.3/125 (MCS11)	16.19	16.40	19.30	30.00	-10.70	2.30	21.60	-	-
			CDD	106	54	106.3/125 (MCS11)	16.30	16.46	19.39	30.00	-10.61	2.30	21.69	-	-
	5825	165	CDD	106	53	106.3/125 (MCS11)	16.36	16.30	19.34	30.00	-10.66	2.30	21.64	-	-
			CDD	106	54	106.3/125 (MCS11)	16.26	16.37	19.32	30.00	-10.68	2.30	21.62	-	-

Table 7-125. ISED CDD/SDM Primary 20MHz BW (UNII) Maximum Conducted Output Power and Max EIRP (Highest Power Among Partially-Loaded RU's)

5GHz (40MHz Bandwidth)	Freq [MHz]	Channel	Mode	RU Size	RU Index	Data Rate [Mbps]	Conducted Powers [dBm]			Conducted Power Limit [dBm]	Conducted Power Margin [dB]	Ant. Gain [dBi]	Max e.i.r.p. [dBm]	Max e.i.r.p. Limit [dBm]	e.i.r.p. Margin [dB]
							Antenna 3c	Antenna 3a	Summed						
	5190	38	SDM	242	61	243.8/286.8 (MCS11)	13.58	13.48	16.54	-	-	1.44	17.98	22.58	-4.60
			SDM	242	62	243.8/286.8 (MCS11)	13.47	13.52	16.51	-	-	1.44	17.95	22.58	-4.63
	5230	46	SDM	242	61	243.8/286.8 (MCS11)	15.27	15.33	18.31	-	-	1.44	19.75	22.58	-2.83
			SDM	242	62	243.8/286.8 (MCS11)	15.42	15.46	18.45	-	-	1.44	19.89	22.58	-2.69
	5270	54	CDD	242	61	243.8/286.8 (MCS11)	17.67	17.89	20.79	23.64	-2.85	1.80	22.59	29.64	-7.05
			CDD	242	62	243.8/286.8 (MCS11)	17.77	18.00	20.89	23.64	-2.75	1.80	22.69	29.64	-6.95
	5310	62	CDD	242	61	243.8/286.8 (MCS11)	14.33	14.41	17.38	23.64	-6.26	1.80	19.18	29.64	-10.46
			CDD	242	62	243.8/286.8 (MCS11)	14.41	14.26	17.35	23.64	-6.29	1.80	19.15	29.64	-10.49
	5510	102	CDD	242	61	243.8/286.8 (MCS11)	12.19	12.24	15.22	23.67	-8.45	2.00	17.22	29.67	-12.45
			CDD	242	62	243.8/286.8 (MCS11)	12.29	12.42	15.36	23.67	-8.31	2.00	17.36	29.67	-12.31
	5550	110	CDD	242	61	243.8/286.8 (MCS11)	17.31	17.35	20.34	23.67	-3.33	2.00	22.34	29.67	-7.33
			CDD	242	62	243.8/286.8 (MCS11)	17.37	17.40	20.40	23.67	-3.27	2.00	22.40	29.67	-7.27
	5670	134	CDD	242	61	243.8/286.8 (MCS11)	14.28	14.14	17.22	23.67	-6.45	2.00	19.22	29.67	-10.45
			CDD	242	62	243.8/286.8 (MCS11)	14.38	14.16	17.29	23.67	-6.38	2.00	19.29	29.67	-10.38
	5710	142	CDD	106	53	106.3/125 (MCS11)	14.73	14.70	17.73	23.67	-5.94	2.00	19.73	29.67	-9.94
			CDD	106	54	106.3/125 (MCS11)	14.63	14.83	17.74	23.67	-5.93	2.00	19.74	29.67	-9.93
	5755	151	CDD	242	61	243.8/286.8 (MCS11)	19.39	19.49	22.45	30.00	-7.55	2.30	24.75	-	-
			CDD	242	62	243.8/286.8 (MCS11)	19.45	19.45	22.46	30.00	-7.54	2.30	24.76	-	-
	5795	159	CDD	242	61	243.8/286.8 (MCS11)	19.11	19.40	22.27	30.00	-7.73	2.30	24.57	-	-
			CDD	242	62	243.8/286.8 (MCS11)	19.14	19.44	22.30	30.00	-7.70	2.30	24.60	-	-

Table 7-126. ISED CDD/SDM Primary 40MHz BW (UNII) Maximum Conducted Output Power and Max EIRP (Highest Power Among Partially-Loaded RU's)

5GHz (80MHz Bandwidth)	Freq [MHz]	Channel	Mode	RU Size	RU Index	Data Rate [Mbps]	Conducted Powers [dBm]			Conducted Power Limit [dBm]	Conducted Power Margin [dB]	Ant. Gain [dBi]	Max e.i.r.p. [dBm]	Max e.i.r.p. Limit [dBm]	e.i.r.p. Margin [dB]
							Antenna 3c	Antenna 3a	Summed						
	5210	42	CDD	484	65	487.5/573.5 (MCS11)	13.34	13.36	16.36	23.98	-7.62	2.00	18.36	22.58	-4.22
			CDD	484	66	487.5/573.5 (MCS11)	13.48	13.30	16.40	23.98	-7.58	2.00	18.40	22.58	-4.18
	5290	58	CDD	484	65	487.5/573.5 (MCS11)	12.70	12.96	15.84	23.64	-7.80	1.80	17.64	29.64	-12.00
			CDD	484	66	487.5/573.5 (MCS11)	12.77	12.92	15.85	23.64	-7.79	1.80	17.65	29.64	-11.99
	5530	106	CDD	484	65	487.5/573.5 (MCS11)	12.28	12.12	15.21	23.67	-8.46	2.00	17.21	29.67	-12.46
			CDD	484	66	487.5/573.5 (MCS11)	12.45	12.49	15.48	23.67	-8.19	2.00	17.48	29.67	-12.19
	5690	138	CDD	106	53	106.3/125 (MCS11)	14.61	14.97	17.80	23.67	-5.87	2.00	19.80	29.67	-9.87
			CDD	106	56	106.3/125 (MCS11)	14.63	14.68	17.66	23.67	-6.01	2.00	19.66	29.67	-10.01
	5775	155	CDD	106	60	106.3/125 (MCS11)	14.76	14.72	17.75	23.67	-5.92	2.00	19.75	29.67	-9.92
			CDD	484	65	487.5/573.5 (MCS11)	16.47	16.48	19.48	30.00	-10.52	2.30	21.78	-	-
			CDD	484	66	487.5/573.5 (MCS11)	16.38	16.31	19.36	30.00	-10.64	2.30	21.66	-	-

Table 7-127. ISED CDD Primary 80MHz BW (UNII) Maximum Conducted Output Power and Max EIRP (Highest Power Among Partially-Loaded RU's)

5GHz (160MHz Bandwidth)	Freq [MHz]	Channel	Mode	RU Size	RU Index	Data Rate [Mbps]	Conducted Powers [dBm]			Conducted Power Limit [dBm]	Conducted Power Margin [dB]	
-------------------------	------------	---------	------	---------	----------	------------------	------------------------	--	--	-----------------------------	-----------------------------	--

7.4.31 FCC CDD Primary Conducted Output Power Measurements (Fully-loaded RU)

5GHz (20MHz Bandwidth)	Freq [MHz]	Channel	RU Size	RU Index	Data Rate [Mbps]	Conducted Powers [dBm]			Conducted Power Limit [dBm]	Conducted Power Margin [dB]
						Antenna 3c	Antenna 3a	Summed		
	5180	36	242	61	243.8/286.8 (MCS11)	15.49	15.28	18.40	23.98	-5.58
	5200	40	242	61	243.8/286.8 (MCS11)	17.86	17.85	20.86	23.98	-3.12
	5240	48	242	61	243.8/286.8 (MCS11)	17.68	17.67	20.69	23.98	-3.29
	5260	52	242	61	243.8/286.8 (MCS11)	17.86	17.84	20.86	23.64	-2.78
	5300	60	242	61	243.8/286.8 (MCS11)	17.85	17.85	20.86	23.64	-2.78
	5320	64	242	61	243.8/286.8 (MCS11)	15.88	15.75	18.82	23.64	-4.82
	5500	100	242	61	243.8/286.8 (MCS11)	14.13	14.20	17.17	23.67	-6.50
	5520	104	242	61	243.8/286.8 (MCS11)	17.67	17.84	20.76	23.67	-2.91
	5540	108	242	61	243.8/286.8 (MCS11)	17.79	17.90	20.85	23.67	-2.82
	5580	116	242	61	243.8/286.8 (MCS11)	17.88	17.81	20.85	23.67	-2.82
	5660	132	242	61	243.8/286.8 (MCS11)	17.78	17.76	20.78	23.67	-2.89
	5680	136	242	61	243.8/286.8 (MCS11)	17.70	17.75	20.73	23.67	-2.94
	5700	140	242	61	243.8/286.8 (MCS11)	13.28	13.20	16.25	23.67	-7.42
	5720	144	242	61	243.8/286.8 (MCS11)	17.89	17.87	20.89	23.67	-2.78
	5745	149	242	61	243.8/286.8 (MCS11)	19.43	19.18	22.32	30.00	-7.68
	5785	157	242	61	243.8/286.8 (MCS11)	19.13	19.23	22.19	30.00	-7.81
	5825	165	242	61	243.8/286.8 (MCS11)	19.17	19.11	22.15	30.00	-7.85

Table 7-129. FCC CDD Primary 20MHz BW (UNII) Maximum Conducted Output Power (Fully-loaded RU)

5GHz (40MHz Bandwidth)	Freq [MHz]	Channel	RU Size	RU Index	Data Rate [Mbps]	Conducted Powers [dBm]			Conducted Power Limit [dBm]	Conducted Power Margin [dB]
						Antenna 3c	Antenna 3a	Summed		
	5190	38	484	65	487.5/573.5 (MCS11)	13.65	13.55	16.61	23.98	-7.37
	5230	46	484	65	487.5/573.5 (MCS11)	18.98	18.90	21.95	23.98	-2.03
	5270	54	484	65	487.5/573.5 (MCS11)	19.18	19.38	22.29	23.64	-1.35
	5310	62	484	65	487.5/573.5 (MCS11)	14.15	14.27	17.22	23.64	-6.42
	5510	102	484	65	487.5/573.5 (MCS11)	12.30	12.26	15.29	23.67	-8.38
	5550	110	484	65	487.5/573.5 (MCS11)	17.31	17.48	20.41	23.67	-3.26
	5590	118	484	65	487.5/573.5 (MCS11)	19.28	19.34	22.32	23.67	-1.35
	5630	126	484	65	487.5/573.5 (MCS11)	18.96	18.91	21.94	23.67	-1.73
	5670	134	484	65	487.5/573.5 (MCS11)	14.20	14.17	17.19	23.67	-6.48
	5710	142	484	65	487.5/573.5 (MCS11)	19.42	19.33	22.39	23.67	-1.28
	5755	151	484	65	487.5/573.5 (MCS11)	19.22	19.22	22.23	30.00	-7.77
	5795	159	484	65	487.5/573.5 (MCS11)	19.50	19.23	22.38	30.00	-7.62

Table 7-130. FCC CDD Primary 40MHz BW (UNII) Maximum Conducted Output Power (Fully-loaded RU)

5GHz (80MHz Bandwidth)	Freq [MHz]	Channel	RU Size	RU Index	Data Rate [Mbps]	Conducted Powers [dBm]			Conducted Power Limit [dBm]	Conducted Power Margin [dB]
						Antenna 3c	Antenna 3a	Summed		
	5210	42	996	67	1020.8/1201 (MCS11)	13.45	13.11	16.30	23.98	-7.68
	5290	58	996	67	1020.8/1201 (MCS11)	12.62	12.91	15.77	23.64	-7.87
	5530	106	996	67	1020.8/1201 (MCS11)	12.46	12.40	15.44	23.67	-8.23
	5610	122	996	67	1020.8/1201 (MCS11)	15.62	15.98	18.81	23.67	-4.86
	5690	138	996	67	1020.8/1201 (MCS11)	19.22	19.35	22.29	23.67	-1.38
	5775	155	996	67	1020.8/1201 (MCS11)	16.38	16.19	19.29	30.00	-10.71

Table 7-131. FCC CDD Primary 80MHz BW (UNII) Maximum Conducted Output Power (Fully-loaded RU)

5GHz (160MHz Bandwidth)	Freq [MHz]	Channel	RU Size	RU Index	Data Rate [Mbps]	Conducted Powers [dBm]			Conducted Power Limit [dBm]	Conducted Power Margin [dB]
						Antenna 3c	Antenna 3a	Summed		
	5250	50	996x2	68	2041.6/2402 (MCS11)	11.04	10.96	14.01	23.98	-9.97
	5570	114	996x2	68	2041.6/2402 (MCS11)	10.28	10.30	13.30	23.67	-10.37

Table 7-132. FCC CDD Primary 160MHz BW (UNII) Maximum Conducted Output Power (Fully-loaded RU)

FCC ID: BCGA3267 IC: 579C-A3267		MEASUREMENT REPORT (CERTIFICATION)	Approved by: Technical Manager
Test Report S/N: 1C2410210073-22.BCG	Test Dates: 10/25/2024 - 1/2/2025	EUT Type: Tablet Device	Page 81 of 282

V 10.6 10/27/2023

7.4.32 ISED CDD/SDM Primary Conducted Output Power Measurements (Fully-loaded RU)

5GHz (20MHz Bandwidth)	Freq [MHz]	Channel	Mode	RU Size	RU Index	Data Rate [Mbps]	Conducted Powers [dBm]			Conducted Power Limit [dBm]	Conducted Power Margin [dB]	Ant. Gain [dBi]	Max e.i.r.p. [dBm]	Max e.i.r.p. Limit [dBm]	e.i.r.p. Margin [dB]
							Antenna 3c	Antenna 3a	Summed						
	5180	36	SDM	242	61	243.8/286.8 (MCS11)	15.47	15.33	18.41	-	-	1.44	19.85	22.58	-2.73
	5200	40	SDM	242	61	243.8/286.8 (MCS11)	15.37	15.48	18.44	-	-	1.44	19.88	22.58	-2.70
	5240	48	SDM	242	61	243.8/286.8 (MCS11)	15.22	15.39	18.32	-	-	1.44	19.76	22.58	-2.82
	5260	52	CDD	242	61	243.8/286.8 (MCS11)	17.86	17.84	20.86	23.64	-2.78	1.80	22.66	29.64	-6.98
	5300	60	CDD	242	61	243.8/286.8 (MCS11)	17.85	17.85	20.86	23.64	-2.78	1.80	22.66	29.64	-6.98
	5320	64	CDD	242	61	243.8/286.8 (MCS11)	15.88	15.75	18.82	23.64	-4.82	1.80	20.62	29.64	-9.02
	5500	100	CDD	242	61	243.8/286.8 (MCS11)	14.13	14.20	17.17	23.67	-6.50	2.00	19.17	29.67	-10.50
	5520	104	CDD	242	61	243.8/286.8 (MCS11)	17.67	17.84	20.76	23.67	-2.91	2.00	22.76	29.67	-6.91
	5540	108	CDD	242	61	243.8/286.8 (MCS11)	17.79	17.90	20.85	23.67	-2.82	2.00	22.85	29.67	-6.82
	5580	116	CDD	242	61	243.8/286.8 (MCS11)	17.88	17.81	20.85	23.67	-2.82	2.00	22.85	29.67	-6.82
	5660	132	CDD	242	61	243.8/286.8 (MCS11)	17.78	17.76	20.78	23.67	-2.89	2.00	22.78	29.67	-6.89
	5680	136	CDD	242	61	243.8/286.8 (MCS11)	17.70	17.75	20.73	23.67	-2.94	2.00	22.73	29.67	-6.94
	5700	140	CDD	242	61	243.8/286.8 (MCS11)	13.28	13.20	16.25	23.67	-7.42	2.00	18.25	29.67	-11.42
	5720	144	CDD	242	61	243.8/286.8 (MCS11)	17.89	17.87	20.89	23.67	-2.78	2.00	22.89	29.67	-6.78
	5745	149	CDD	242	61	243.8/286.8 (MCS11)	19.43	19.18	22.32	30.00	-7.68	2.30	24.62	-	-
	5785	157	CDD	242	61	243.8/286.8 (MCS11)	19.13	19.23	22.19	30.00	-7.81	2.30	24.49	-	-
	5825	165	CDD	242	61	243.8/286.8 (MCS11)	19.17	19.11	22.15	30.00	-7.85	2.30	24.45	-	-

Table 7-133. ISED CDD/SDM Primary 20MHz BW (UNII) Maximum Conducted Output Power and Max EIRP (Fully-loaded RU)

5GHz (40MHz Bandwidth)	Freq [MHz]	Channel	Mode	RU Size	RU Index	Data Rate [Mbps]	Conducted Powers [dBm]			Conducted Power Limit [dBm]	Conducted Power Margin [dB]	Ant. Gain [dBi]	Max e.i.r.p. [dBm]	Max e.i.r.p. Limit [dBm]	e.i.r.p. Margin [dB]
							Antenna 3c	Antenna 3a	Summed						
	5190	38	CDD	484	65	487.5/573.5 (MCS11)	13.65	13.55	16.61	23.98	-7.37	2.00	18.61	22.58	-3.97
	5230	46	SDM	484	65	487.5/573.5 (MCS11)	17.23	17.15	20.20	23.98	-3.78	1.44	21.64	22.58	-0.94
	5270	54	CDD	484	65	487.5/573.5 (MCS11)	19.18	19.38	22.29	23.64	-1.35	1.80	24.09	29.64	-5.55
	5310	62	CDD	484	65	487.5/573.5 (MCS11)	14.15	14.27	17.22	23.64	-6.42	1.80	19.02	29.64	-10.62
	5510	102	CDD	484	65	487.5/573.5 (MCS11)	12.30	12.26	15.29	23.67	-8.38	2.00	17.29	29.67	-12.38
	5550	110	CDD	484	65	487.5/573.5 (MCS11)	17.31	17.48	20.41	23.67	-3.26	2.00	22.41	29.67	-7.26
	5670	134	CDD	484	65	487.5/573.5 (MCS11)	14.20	14.17	17.19	23.67	-6.48	2.00	19.19	29.67	-10.48
	5710	142	CDD	484	65	487.5/573.5 (MCS11)	19.42	19.33	22.39	23.67	-1.28	2.00	24.39	29.67	-5.28
	5755	151	CDD	484	65	487.5/573.5 (MCS11)	19.22	19.22	22.23	30.00	-7.77	2.30	24.53	-	-
	5795	159	CDD	484	65	487.5/573.5 (MCS11)	19.50	19.23	22.38	30.00	-7.62	2.30	24.68	-	-

Table 7-134. ISED CDD/SDM Primary 40MHz BW (UNII) Maximum Conducted Output Power and Max EIRP (Fully-loaded RU)

5GHz (80MHz Bandwidth)	Freq [MHz]	Channel	Mode	RU Size	RU Index	Data Rate [Mbps]	Conducted Powers [dBm]			Conducted Power Limit [dBm]	Conducted Power Margin [dB]	Ant. Gain [dBi]	Max e.i.r.p. [dBm]	Max e.i.r.p. Limit [dBm]	e.i.r.p. Margin [dB]
							Antenna 3c	Antenna 3a	Summed						
	5210	42	CDD	996	67	1020.8/1201 (MCS11)	13.45	13.11	16.30	23.98	-7.68	2.00	18.30	22.58	-4.28
	5290	58	CDD	996	67	1020.8/1201 (MCS11)	12.62	12.91	15.77	23.64	-7.87	1.80	17.57	29.64	-12.07
	5530	106	CDD	996	67	1020.8/1201 (MCS11)	12.46	12.40	15.44	23.67	-8.23	2.00	17.44	29.67	-12.23
	5690	138	CDD	996	67	1020.8/1201 (MCS11)	19.22	19.35	22.29	23.67	-1.38	2.00	24.29	29.67	-5.38
	5775	155	CDD	996	67	1020.8/1201 (MCS11)	16.38	16.19	19.29	30.00	-10.71	2.30	21.59	-	-

Table 7-135. ISED CDD Primary 80MHz BW (UNII) Maximum Conducted Output Power and Max EIRP (Fully-loaded RU)

5GHz (160MHz Bandwidth)	Freq [MHz]	Channel	Mode	RU Size	RU Index	Data Rate [Mbps]	Conducted Powers [dBm]			Conducted Power Limit [dBm]	Conducted Power Margin [dB]	Ant. Gain [dBi]	Max e.i.r.p. [dBm]	Max e.i.r.p. Limit [dBm]	e.i.r.p. Margin [dB]
							Antenna 3c	Antenna 3a	Summed						
	5250	50	CDD	996x2	68	2041.6/2402 (MCS11)	11.04	10.96	14.01	23.98	-9.97	2.00	16.01	22.58	-6.57

Table 7-136. ISED CDD Primary 160MHz BW (UNII) Maximum Conducted Output Power and Max EIRP (Fully-loaded RU)

FCC ID: BCGA3267 IC: 579C-A3267		MEASUREMENT REPORT (CERTIFICATION)	Approved by: Technical Manager
Test Report S/N: 1C2410210073-22.BCG	Test Dates: 10/25/2024 - 1/2/2025	EUT Type: Tablet Device	Page 82 of 282

7.4.33 FCC CDD Diversity Conducted Output Power Measurements (RU26)

5GHz (20MHz Bandwidth)	Freq [MHz]	Channel	RU Size	RU Index	Data Rate [Mbps]	Conducted Powers [dBm]			Conducted Power Limit [dBm]	Conducted Power Margin [dB]
						Antenna 3c	Antenna 1b	Summed		
5180	36		26	0	25/29.4 (MCS11)	8.86	9.00	11.94	23.98	-12.04
			26	4	25/29.4 (MCS11)	8.91	8.65	11.79	23.98	-12.19
			26	8	25/29.4 (MCS11)	8.98	8.75	11.87	23.98	-12.11
5200	40		26	0	25/29.4 (MCS11)	8.74	8.67	11.71	23.98	-12.27
			26	4	25/29.4 (MCS11)	8.66	8.93	11.80	23.98	-12.18
			26	8	25/29.4 (MCS11)	8.87	8.92	11.90	23.98	-12.08
5240	48		26	0	25/29.4 (MCS11)	8.89	8.74	11.82	23.98	-12.16
			26	4	25/29.4 (MCS11)	8.75	8.68	11.72	23.98	-12.26
			26	8	25/29.4 (MCS11)	8.71	8.62	11.68	23.98	-12.30
5745	149		26	0	25/29.4 (MCS11)	10.20	10.31	13.26	30.00	-16.74
			26	4	25/29.4 (MCS11)	10.29	10.33	13.32	30.00	-16.68
			26	8	25/29.4 (MCS11)	10.31	10.25	13.29	30.00	-16.71
5785	157		26	0	25/29.4 (MCS11)	10.13	10.37	13.26	30.00	-16.74
			26	4	25/29.4 (MCS11)	10.12	10.46	13.30	30.00	-16.70
			26	8	25/29.4 (MCS11)	10.28	10.29	13.30	30.00	-16.70
5825	165		26	0	25/29.4 (MCS11)	10.36	10.25	13.31	30.00	-16.69
			26	4	25/29.4 (MCS11)	10.29	10.32	13.32	30.00	-16.68
			26	8	25/29.4 (MCS11)	10.31	10.18	13.25	30.00	-16.75

Table 7-137. FCC CDD Diversity 20MHz BW (UNII) Maximum Conducted Output Power (RU26)

5GHz (40MHz Bandwidth)	Freq [MHz]	Channel	RU Size	RU Index	Data Rate [Mbps]	Conducted Powers [dBm]			Conducted Power Limit [dBm]	Conducted Power Margin [dB]
						Antenna 3c	Antenna 1b	Summed		
5190	38		26	0	25/29.4 (MCS11)	8.99	8.98	11.99	23.98	-11.99
			26	8	25/29.4 (MCS11)	8.75	8.92	11.85	23.98	-12.13
			26	17	25/29.4 (MCS11)	8.83	8.82	11.83	23.98	-12.15
5230	46		26	0	25/29.4 (MCS11)	8.77	8.84	11.82	23.98	-12.16
			26	8	25/29.4 (MCS11)	8.91	8.68	11.81	23.98	-12.17
			26	17	25/29.4 (MCS11)	8.71	8.68	11.71	23.98	-12.27
5755	151		26	0	25/29.4 (MCS11)	10.25	10.10	13.19	30.00	-16.81
			26	8	25/29.4 (MCS11)	10.21	10.29	13.26	30.00	-16.74
			26	17	25/29.4 (MCS11)	10.34	10.19	13.28	30.00	-16.72
5795	159		26	0	25/29.4 (MCS11)	10.14	10.25	13.21	30.00	-16.79
			26	8	25/29.4 (MCS11)	10.26	10.16	13.22	30.00	-16.78
			26	17	25/29.4 (MCS11)	10.34	10.43	13.39	30.00	-16.61

Table 7-138. FCC CDD Diversity 40MHz BW (UNII) Maximum Conducted Output Power (RU26)

5GHz (80MHz Bandwidth)	Freq [MHz]	Channel	RU Size	RU Index	Data Rate [Mbps]	Conducted Powers [dBm]			Conducted Power Limit [dBm]	Conducted Power Margin [dB]
						Antenna 3c	Antenna 1b	Summed		
5210	42		26	0	25/29.4 (MCS11)	8.82	8.95	11.90	23.98	-12.08
			26	18	25/29.4 (MCS11)	8.91	8.96	11.94	23.98	-12.04
			26	36	25/29.4 (MCS11)	8.92	8.89	11.91	23.98	-12.07
5775	155		26	0	25/29.4 (MCS11)	10.37	10.26	13.32	30.00	-16.68
			26	18	25/29.4 (MCS11)	10.33	10.30	13.33	30.00	-16.67
			26	36	25/29.4 (MCS11)	10.13	10.16	13.15	30.00	-16.85

Table 7-139. FCC CDD Diversity 80MHz BW (UNII) Maximum Conducted Output Power (RU26)

FCC ID: BCGA3267 IC: 579C-A3267		MEASUREMENT REPORT (CERTIFICATION)	Approved by: Technical Manager
Test Report S/N: 1C2410210073-22.BCG	Test Dates: 10/25/2024 - 1/2/2025	EUT Type: Tablet Device	Page 83 of 282

V 10.6 10/27/2023

Unless otherwise specified, no part of this report may be reproduced or utilized in any part, form or by any means, electronic or mechanical, including photocopying and microfilm, without permission in writing from Element Materials Technology. If you have any questions about this or have an enquiry about obtaining additional rights to this report or assembly of contents thereof, please contact ct.info@element.com.

7.4.34 ISED CDD/SDM Diversity Conducted Output Power Measurements (RU26)

5GHz (20MHz Bandwidth)	Freq [MHz]	Channel	Mode	RU Size	RU Index	Data Rate [Mbps]	Conducted Powers [dBm]			Conducted Power Limit [dBm]	Conducted Power Margin [dB]	Ant. Gain [dBi]	Max e.i.r.p. [dBm]	Max e.i.r.p. Limit [dBm]	e.i.r.p. Margin [dB]
							Antenna 3c	Antenna 1b	Summed						
5GHz (20MHz Bandwidth)	5180	36	SDM	26	0	25/29.4 (MCS11)	6.11	6.45	9.29	-	-	-0.16	9.13	22.58	-13.46
			SDM	26	4	25/29.4 (MCS11)	6.14	6.25	9.20	-	-	-0.16	9.04	22.58	-13.55
			SDM	26	8	25/29.4 (MCS11)	6.24	6.29	9.28	-	-	-0.16	9.12	22.58	-13.47
	5200	40	SDM	26	0	25/29.4 (MCS11)	6.16	6.13	9.15	-	-	-0.16	8.99	22.58	-13.60
			SDM	26	4	25/29.4 (MCS11)	6.34	6.22	9.29	-	-	-0.16	9.13	22.58	-13.46
			SDM	26	8	25/29.4 (MCS11)	6.16	6.33	9.25	-	-	-0.16	9.09	22.58	-13.50
	5240	48	SDM	26	0	25/29.4 (MCS11)	6.41	6.30	9.37	-	-	-0.16	9.21	22.58	-13.38
			SDM	26	4	25/29.4 (MCS11)	6.25	6.32	9.29	-	-	-0.16	9.13	22.58	-13.46
			SDM	26	8	25/29.4 (MCS11)	6.19	6.22	9.21	-	-	-0.16	9.05	22.58	-13.54
	5745	149	CDD	26	0	25/29.4 (MCS11)	10.20	10.31	13.26	30.00	-16.74	2.30	15.56	-	-
			CDD	26	4	25/29.4 (MCS11)	10.29	10.33	13.32	30.00	-16.68	2.30	15.62	-	-
			CDD	26	8	25/29.4 (MCS11)	10.31	10.25	13.29	30.00	-16.71	2.30	15.59	-	-
	5785	157	CDD	26	0	25/29.4 (MCS11)	10.13	10.37	13.26	30.00	-16.74	2.30	15.56	-	-
			CDD	26	4	25/29.4 (MCS11)	10.12	10.46	13.30	30.00	-16.70	2.30	15.60	-	-
			CDD	26	8	25/29.4 (MCS11)	10.28	10.29	13.30	30.00	-16.70	2.30	15.60	-	-
	5825	165	CDD	26	0	25/29.4 (MCS11)	10.36	10.25	13.31	30.00	-16.69	2.30	15.61	-	-
			CDD	26	4	25/29.4 (MCS11)	10.29	10.32	13.32	30.00	-16.68	2.30	15.62	-	-
			CDD	26	8	25/29.4 (MCS11)	10.31	10.18	13.25	30.00	-16.75	2.30	15.55	-	-

Table 7-140. ISED CDD/SDM Diversity 20MHz BW (UNII) Maximum Conducted Output Power and Max EIRP (RU26)

5GHz (40MHz Bandwidth)	Freq [MHz]	Channel	Mode	RU Size	RU Index	Data Rate [Mbps]	Conducted Powers [dBm]			Conducted Power Limit [dBm]	Conducted Power Margin [dB]	Ant. Gain [dBi]	Max e.i.r.p. [dBm]	Max e.i.r.p. Limit [dBm]	e.i.r.p. Margin [dB]
							Antenna 3c	Antenna 1b	Summed						
5GHz (40MHz Bandwidth)	5190	38	SDM	26	0	25/29.4 (MCS11)	6.34	6.41	9.38	-	-	-0.16	9.22	22.58	-13.37
			SDM	26	8	25/29.4 (MCS11)	6.43	6.50	9.47	-	-	-0.16	9.31	22.58	-13.28
			SDM	26	17	25/29.4 (MCS11)	6.23	6.35	9.30	-	-	-0.16	9.14	22.58	-13.45
	5230	46	SDM	26	0	25/29.4 (MCS11)	6.29	6.44	9.38	-	-	-0.16	9.22	22.58	-13.37
			SDM	26	8	25/29.4 (MCS11)	6.34	6.44	9.40	-	-	-0.16	9.24	22.58	-13.35
			SDM	26	17	25/29.4 (MCS11)	6.14	6.36	9.26	-	-	-0.16	9.10	22.58	-13.49
	5755	151	CDD	26	0	25/29.4 (MCS11)	10.25	10.10	13.19	30.00	-16.81	2.30	15.49	-	-
			CDD	26	8	25/29.4 (MCS11)	10.21	10.29	13.26	30.00	-16.74	2.30	15.56	-	-
			CDD	26	17	25/29.4 (MCS11)	10.34	10.19	13.28	30.00	-16.72	2.30	15.58	-	-
	5795	159	CDD	26	0	25/29.4 (MCS11)	10.14	10.25	13.21	30.00	-16.79	2.30	15.51	-	-
			CDD	26	8	25/29.4 (MCS11)	10.26	10.16	13.22	30.00	-16.78	2.30	15.52	-	-
			CDD	26	17	25/29.4 (MCS11)	10.34	10.43	13.39	30.00	-16.61	2.30	15.69	-	-

Table 7-141. ISED CDD/SDM Diversity 40MHz BW (UNII) Maximum Conducted Output Power and Max EIRP (RU26)

5GHz (80MHz Bandwidth)	Freq [MHz]	Channel	Mode	RU Size	RU Index	Data Rate [Mbps]	Conducted Powers [dBm]			Conducted Power Limit [dBm]	Conducted Power Margin [dB]	Ant. Gain [dBi]	Max e.i.r.p. [dBm]	Max e.i.r.p. Limit [dBm]	e.i.r.p. Margin [dB]
							Antenna 3c	Antenna 1b	Summed						
5GHz (80MHz Bandwidth)	5210	42	SDM	26	0	25/29.4 (MCS11)	6.32	6.45	9.40	23.98	-14.58	-0.16	9.24	22.58	-13.35
			SDM	26	18	25/29.4 (MCS11)	6.41	6.46	9.44	23.98	-14.54	-0.16	9.28	22.58	-13.31
			SDM	26	36	25/29.4 (MCS11)	6.42	6.39	9.41	23.98	-14.57	-0.16	9.25	22.58	-13.34
	5775	155	CDD	26	0	25/29.4 (MCS11)	10.37	10.26	13.32	30.00	-16.68	2.30	15.62	-	-
			CDD	26	18	25/29.4 (MCS11)	10.33	10.30	13.33	30.00	-16.67	2.30	15.63	-	-
			CDD	26	36	25/29.4 (MCS11)	10.13	10.16	13.15	30.00	-16.85	2.30	15.45	-	-

Table 7-142. ISED CDD/SDM Diversity 80MHz BW (UNII) Maximum Conducted Output Power and Max EIRP (RU26)

FCC ID: BCGA3267 IC: 579C-A3267	 MEASUREMENT REPORT (CERTIFICATION)		Approved by: Technical Manager
Test Report S/N: 1C2410210073-22.BCG	Test Dates: 10/25/2024 - 1/2/2025	EUT Type: Tablet Device	Page 84 of 282

7.4.35 FCC CDD Diversity Conducted Output Power Measurements (RU52)

5GHz (20MHz Bandwidth)	Freq [MHz]	Channel	RU Size	RU Index	Data Rate [Mbps]	Conducted Powers [dBm]			Conducted Power Limit [dBm]	Conducted Power Margin [dB]
						Antenna 3c	Antenna 1b	Summed		
5260	52		52	37	50/58.8 (MCS11)	11.82	11.81	14.82	23.64	-8.82
			52	39	50/58.8 (MCS11)	11.91	11.88	14.90	23.64	-8.74
			52	40	50/58.8 (MCS11)	11.73	11.85	14.80	23.64	-8.84
5300	60		52	37	50/58.8 (MCS11)	11.79	11.96	14.88	23.64	-8.76
			52	39	50/58.8 (MCS11)	11.72	11.94	14.84	23.64	-8.80
			52	40	50/58.8 (MCS11)	11.77	11.76	14.78	23.64	-8.86
5320	64		52	37	50/58.8 (MCS11)	11.65	11.86	14.77	23.64	-8.87
			52	39	50/58.8 (MCS11)	11.62	11.86	14.75	23.64	-8.89
			52	40	50/58.8 (MCS11)	11.67	11.63	14.66	23.64	-8.98
5500	100		52	37	50/58.8 (MCS11)	11.78	11.90	14.85	23.67	-8.82
			52	39	50/58.8 (MCS11)	11.64	11.88	14.77	23.67	-8.90
			52	40	50/58.8 (MCS11)	11.92	11.85	14.90	23.67	-8.77
5580	116		52	37	50/58.8 (MCS11)	11.65	11.98	14.83	23.67	-8.84
			52	39	50/58.8 (MCS11)	11.71	11.78	14.75	23.67	-8.92
			52	40	50/58.8 (MCS11)	11.72	11.80	14.77	23.67	-8.90
5720	144		52	37	50/58.8 (MCS11)	12.00	11.98	15.00	23.67	-8.67
			52	39	50/58.8 (MCS11)	11.94	11.98	14.97	23.67	-8.70
			52	40	50/58.8 (MCS11)	11.94	11.64	14.80	23.67	-8.87

Table 7-143. FCC CDD Diversity 20MHz BW (UNII) Maximum Conducted Output Power (RU52)

5GHz (40MHz Bandwidth)	Freq [MHz]	Channel	RU Size	RU Index	Data Rate [Mbps]	Conducted Powers [dBm]			Conducted Power Limit [dBm]	Conducted Power Margin [dB]
						Antenna 3c	Antenna 1b	Summed		
5270	54		52	37	50/58.8 (MCS11)	11.99	11.61	14.81	23.64	-8.83
			52	40	50/58.8 (MCS11)	11.98	11.81	14.90	23.64	-8.74
			52	44	50/58.8 (MCS11)	11.88	11.67	14.78	23.64	-8.86
5310	62		52	37	50/58.8 (MCS11)	11.74	11.67	14.72	23.64	-8.92
			52	40	50/58.8 (MCS11)	11.76	11.79	14.78	23.64	-8.86
			52	44	50/58.8 (MCS11)	11.85	11.77	14.82	23.64	-8.82
5510	102		52	37	50/58.8 (MCS11)	11.75	11.71	14.74	23.67	-8.93
			52	40	50/58.8 (MCS11)	11.80	11.88	14.85	23.67	-8.82
			52	44	50/58.8 (MCS11)	11.52	11.81	14.68	23.67	-8.99
5550	110		52	37	50/58.8 (MCS11)	11.93	11.87	14.91	23.67	-8.76
			52	40	50/58.8 (MCS11)	11.89	11.82	14.86	23.67	-8.81
			52	44	50/58.8 (MCS11)	11.65	11.90	14.78	23.67	-8.89
5710	142		52	37	50/58.8 (MCS11)	11.78	11.81	14.80	23.67	-8.87
			52	40	50/58.8 (MCS11)	11.79	11.72	14.77	23.67	-8.90
			52	44	50/58.8 (MCS11)	11.74	11.74	14.75	23.67	-8.92

Table 7-144. FCC CDD Diversity 40MHz BW (UNII) Maximum Conducted Output Power (RU52)

5GHz (80MHz Bandwidth)	Freq [MHz]	Channel	RU Size	RU Index	Data Rate [Mbps]	Conducted Powers [dBm]			Conducted Power Limit [dBm]	Conducted Power Margin [dB]
						Antenna 3c	Antenna 1b	Summed		
5290	58		52	37	50/58.8 (MCS11)	11.73	11.83	14.79	23.64	-8.85
			52	44	50/58.8 (MCS11)	11.63	11.92	14.79	23.64	-8.85
			52	52	50/58.8 (MCS11)	11.71	11.77	14.75	23.64	-8.89
5530	106		52	37	50/58.8 (MCS11)	11.84	11.65	14.76	23.67	-8.91
			52	44	50/58.8 (MCS11)	11.81	11.61	14.72	23.67	-8.95
			52	52	50/58.8 (MCS11)	11.79	11.80	14.81	23.67	-8.86
5690	138		52	37	50/58.8 (MCS11)	11.65	11.76	14.72	23.67	-8.95
			52	44	50/58.8 (MCS11)	11.85	11.89	14.88	23.67	-8.79
			52	52	50/58.8 (MCS11)	11.81	11.83	14.83	23.67	-8.84

Table 7-145. FCC CDD Diversity 80MHz BW (UNII) Maximum Conducted Output Power (RU52)

FCC ID: BCGA3267 IC: 579C-A3267	 MEASUREMENT REPORT (CERTIFICATION)		Approved by: Technical Manager
Test Report S/N: 1C2410210073-22.BCG	Test Dates: 10/25/2024 - 1/2/2025	EUT Type: Tablet Device	Page 85 of 282

V 10.6 10/27/2023

Unless otherwise specified, no part of this report may be reproduced or utilized in any part, form or by any means, electronic or mechanical, including photocopying and microfilm, without permission in writing from Element Materials Technology. If you have any questions about this or have an enquiry about obtaining additional rights to this report or assembly of contents thereof, please contact ct.info@element.com.

5GHz (160MHz Bandwidth)	Freq [MHz]	Channel	RU Size	RU Index	Data Rate [Mbps]	Conducted Powers [dBm]			Conducted Power Limit [dBm]	Conducted Power Margin [dB]
						Antenna 3c	Antenna 1b	Summed		
	5250	50 (L)	52	37	50/58.8 (MCS11)	10.98	11.17	14.08	23.98	-9.90
			52	52	50/58.8 (MCS11)	10.95	11.20	14.09	23.98	-9.89
		50 (U)	52	52	50/58.8 (MCS11)	10.93	11.00	13.98	23.64	-9.66
	5570	114 (L)	52	37	50/58.8 (MCS11)	10.47	10.39	13.44	23.67	-10.23
			52	52	50/58.8 (MCS11)	10.10	10.13	13.13	23.67	-10.54
		114 (U)	52	52	50/58.8 (MCS11)	10.42	10.47	13.45	23.67	-10.22

Table 7-146. FCC CDD Diversity 160MHz BW (UNII) Maximum Conducted Output Power (RU52)

FCC ID: BCGA3267 IC: 579C-A3267		MEASUREMENT REPORT (CERTIFICATION)	Approved by: Technical Manager
Test Report S/N: 1C2410210073-22.BCG	Test Dates: 10/25/2024 - 1/2/2025	EUT Type: Tablet Device	Page 86 of 282

V 10.6 10/27/2023

7.4.36 ISED CDD/SDM Diversity Conducted Output Power Measurements (RU52)

5GHz (20MHz Bandwidth)	Freq [MHz]	Channel	Mode	RU Size	RU Index	Data Rate [Mbps]	Conducted Powers [dBm]			Conducted Power Limit [dBm]	Conducted Power Margin [dB]	Ant. Gain [dBi]	Max e.i.r.p. [dBm]	Max e.i.r.p. Limit [dBm]	e.i.r.p. Margin [dB]
							Antenna 3c	Antenna 1b	Summed						
	5260	52	CDD	52	37	50/58.8 (MCS11)	11.82	11.81	14.82	23.64	-8.82	0.50	15.32	29.64	-14.32
			CDD	52	39	50/58.8 (MCS11)	11.91	11.88	14.90	23.64	-8.74	0.50	15.40	29.64	-14.24
			CDD	52	40	50/58.8 (MCS11)	11.73	11.85	14.80	23.64	-8.84	0.50	15.30	29.64	-14.34
	5300	60	CDD	52	37	50/58.8 (MCS11)	11.79	11.96	14.88	23.64	-8.76	0.50	15.38	29.64	-14.26
			CDD	52	39	50/58.8 (MCS11)	11.72	11.94	14.84	23.64	-8.80	0.50	15.34	29.64	-14.30
			CDD	52	40	50/58.8 (MCS11)	11.77	11.76	14.78	23.64	-8.86	0.50	15.28	29.64	-14.36
	5320	64	CDD	52	37	50/58.8 (MCS11)	11.65	11.86	14.77	23.64	-8.87	0.50	15.27	29.64	-14.37
			CDD	52	39	50/58.8 (MCS11)	11.62	11.86	14.75	23.64	-8.89	0.50	15.25	29.64	-14.39
			CDD	52	40	50/58.8 (MCS11)	11.67	11.63	14.66	23.64	-8.98	0.50	15.16	29.64	-14.48
	5500	100	CDD	52	37	50/58.8 (MCS11)	11.78	11.90	14.85	23.67	-8.82	2.00	16.85	29.67	-12.82
			CDD	52	39	50/58.8 (MCS11)	11.64	11.88	14.77	23.67	-8.90	2.00	16.77	29.67	-12.90
			CDD	52	40	50/58.8 (MCS11)	11.92	11.85	14.90	23.67	-8.77	2.00	16.90	29.67	-12.77
	5580	116	CDD	52	37	50/58.8 (MCS11)	11.65	11.98	14.83	23.67	-8.84	2.00	16.83	29.67	-12.84
			CDD	52	39	50/58.8 (MCS11)	11.71	11.78	14.75	23.67	-8.92	2.00	16.75	29.67	-12.92
			CDD	52	40	50/58.8 (MCS11)	11.72	11.80	14.77	23.67	-8.90	2.00	16.77	29.67	-12.90
	5720	144	CDD	52	37	50/58.8 (MCS11)	12.00	11.98	15.00	23.67	-8.67	2.00	17.00	29.67	-12.67
			CDD	52	39	50/58.8 (MCS11)	11.94	11.98	14.97	23.67	-8.70	2.00	16.97	29.67	-12.70
			CDD	52	40	50/58.8 (MCS11)	11.94	11.64	14.80	23.67	-8.87	2.00	16.80	29.67	-12.87

Table 7-147. ISED CDD Diversity 20MHz BW (UNII) Maximum Conducted Output Power (RU52)

5GHz (40MHz Bandwidth)	Freq [MHz]	Channel	Mode	RU Size	RU Index	Data Rate [Mbps]	Conducted Powers [dBm]			Conducted Power Limit [dBm]	Conducted Power Margin [dB]	Ant. Gain [dBi]	Max e.i.r.p. [dBm]	Max e.i.r.p. Limit [dBm]	e.i.r.p. Margin [dB]
							Antenna 3c	Antenna 1b	Summed						
	5270	54	CDD	52	37	50/58.8 (MCS11)	11.99	11.61	14.81	23.64	-8.83	0.50	15.31	29.64	-14.33
			CDD	52	40	50/58.8 (MCS11)	11.98	11.81	14.90	23.64	-8.74	0.50	15.40	29.64	-14.24
			CDD	52	44	50/58.8 (MCS11)	11.88	11.67	14.78	23.64	-8.86	0.50	15.28	29.64	-14.36
	5310	62	CDD	52	37	50/58.8 (MCS11)	11.74	11.67	14.72	23.64	-8.92	0.50	15.22	29.64	-14.42
			CDD	52	40	50/58.8 (MCS11)	11.76	11.79	14.78	23.64	-8.86	0.50	15.28	29.64	-14.36
			CDD	52	44	50/58.8 (MCS11)	11.85	11.77	14.82	23.64	-8.82	0.50	15.32	29.64	-14.32
	5510	102	CDD	52	37	50/58.8 (MCS11)	11.75	11.71	14.74	23.67	-8.93	2.00	16.74	29.67	-12.93
			CDD	52	40	50/58.8 (MCS11)	11.80	11.88	14.85	23.67	-8.82	2.00	16.85	29.67	-12.82
			CDD	52	44	50/58.8 (MCS11)	11.52	11.81	14.68	23.67	-8.99	2.00	16.68	29.67	-12.99
	5550	110	CDD	52	37	50/58.8 (MCS11)	11.93	11.87	14.91	23.67	-8.76	2.00	16.91	29.67	-12.76
			CDD	52	40	50/58.8 (MCS11)	11.89	11.82	14.86	23.67	-8.81	2.00	16.86	29.67	-12.81
			CDD	52	44	50/58.8 (MCS11)	11.65	11.90	14.78	23.67	-8.89	2.00	16.78	29.67	-12.89
	5710	142	CDD	52	37	50/58.8 (MCS11)	11.78	11.81	14.80	23.67	-8.87	2.00	16.80	29.67	-12.87
			CDD	52	40	50/58.8 (MCS11)	11.79	11.72	14.77	23.67	-8.90	2.00	16.77	29.67	-12.90
			CDD	52	44	50/58.8 (MCS11)	11.74	11.74	14.75	23.67	-8.92	2.00	16.75	29.67	-12.92

Table 7-148. ISED CDD Diversity 40MHz BW (UNII) Maximum Conducted Output Power (RU52)

5GHz (80MHz Bandwidth)	Freq [MHz]	Channel	Mode	RU Size	RU Index	Data Rate [Mbps]	Conducted Powers [dBm]			Conducted Power Limit [dBm]	Conducted Power Margin [dB]	Ant. Gain [dBi]	Max e.i.r.p. [dBm]	Max e.i.r.p. Limit [dBm]	e.i.r.p. Margin [dB]
							Antenna 3c	Antenna 1b	Summed						
	5290	58	CDD	52	37	50/58.8 (MCS11)	11.73	11.83	14.79	23.64	-8.85	0.50	15.29	29.64	-14.35
			CDD	52	44	50/58.8 (MCS11)	11.63	11.92	14.79	23.64	-8.85	0.50	15.29	29.64	-14.35
			CDD	52	52	50/58.8 (MCS11)	11.71	11.77	14.75	23.64	-8.89	0.50	15.25	29.64	-14.39
	5530	106	CDD	52	37	50/58.8 (MCS11)	11.84	11.65	14.76	23.67	-8.91	2.00	16.76	29.67	-12.91
			CDD	52	44	50/58.8 (MCS11)	11.81	11.61	14.72	23.67	-8.95	2.00	16.72	29.67	-12.95
			CDD	52	52	50/58.8 (MCS11)	11.79	11.80	14.81	23.67	-8.86	2.00	16.81	29.67	-12.86
	5690	138	CDD	52	37	50/58.8 (MCS11)	11.65	11.76	14.72	23.67	-8.95	2.00	16.72	29.67	-12.95
			CDD	52	44	50/58.8 (MCS11)	11.85	11.89	14.88	23.67	-8.79	2.00	16.88	29.67	-12.79
			CDD	52	52	50/58.8 (MCS11)	11.81	11.83	14.83	23.67	-8.84	2.00	16.83	29.67	-12.84

Table 7-149. ISED CDD Diversity 80MHz BW (UNII) Maximum Conducted Output Power (RU52)

5GHz (160MHz Bandwidth)	Freq [MHz]	Channel	Mode	RU Size	RU Index	Data Rate [Mbps]	Conducted Powers [dBm]			Conducted Power Limit [dBm]	Conducted Power Margin [dB]	Ant. Gain [dBi]	Max e.i.r.p. [dBm]	Max e.i.r.p. Limit [dBm]	e.i.r.p. Margin [dB]
							Antenna 3c	Antenna 1b	Summed						
	5250	50 (L)	SDM	52	37	50/58.8 (MCS11)	9.23	9.42	12.33	23.98	-11.65	-0.16	12.17	22.58	-10.42
			SDM	52	52	50/58.8 (MCS11)	9.20	9.45	12.34	23.98	-11.64	-0.16	12.18	22.58	-10.41
			SDM	52	52	50/58.8 (MCS11)	9.18	9.25	12.23	23.64	-11.41	0.07	12.30	22.58	-10.28

Table 7-150. ISED SDM Diversity 160MHz BW (UNII) Maximum Conducted Output Power (RU52)

FCC ID: BCGA3267 IC: 579C-A3267		MEASUREMENT REPORT (CERTIFICATION)	Approved by: Technical Manager
Test Report S/N: 1C2410210073-22.BCG	Test Dates: 10/25/2024 - 1/2/2025	EUT Type: Tablet Device	Page 87 of 282

7.4.37 FCC CDD Diversity Conducted Output Power Measurements (Highest Power Among Partially-Loaded RU's)

5GHz (20MHz Bandwidth)	Freq [MHz]	Channel	RU Size	RU Index	Data Rate [Mbps]	Conducted Powers [dBm]			Conducted Power Limit [dBm]	Conducted Power Margin [dB]
						Antenna 3c	Antenna 1b	Summed		
5180	36		106	53	106.3/125 (MCS11)	14.85	14.94	17.90	23.98	-6.08
			106	54	106.3/125 (MCS11)	14.70	14.79	17.75	23.98	-6.23
5200	40		106	53	106.3/125 (MCS11)	14.91	14.78	17.85	23.98	-6.13
			106	54	106.3/125 (MCS11)	14.98	14.64	17.82	23.98	-6.16
5240	48		106	53	106.3/125 (MCS11)	14.79	14.63	17.72	23.98	-6.26
			106	54	106.3/125 (MCS11)	14.61	14.80	17.72	23.98	-6.26
5260	52		106	53	106.3/125 (MCS11)	14.67	14.82	17.76	23.64	-5.88
			106	54	106.3/125 (MCS11)	14.69	14.78	17.75	23.64	-5.89
5300	60		106	53	106.3/125 (MCS11)	14.68	14.89	17.79	23.64	-5.85
			106	54	106.3/125 (MCS11)	14.66	14.78	17.73	23.64	-5.91
5320	64		106	53	106.3/125 (MCS11)	14.78	14.77	17.79	23.64	-5.85
			106	54	106.3/125 (MCS11)	14.83	14.66	17.75	23.64	-5.89
5500	100		106	53	106.3/125 (MCS11)	14.06	14.13	17.10	23.67	-6.57
			106	54	106.3/125 (MCS11)	14.19	14.17	17.19	23.67	-6.48
5520	104		106	53	106.3/125 (MCS11)	14.75	14.84	17.81	23.67	-5.86
			106	54	106.3/125 (MCS11)	14.85	14.84	17.85	23.67	-5.82
5580	116		106	53	106.3/125 (MCS11)	14.89	14.61	17.76	23.67	-5.91
			106	54	106.3/125 (MCS11)	14.92	14.61	17.78	23.67	-5.89
5680	136		106	53	106.3/125 (MCS11)	14.80	14.95	17.88	23.67	-5.79
			106	54	106.3/125 (MCS11)	14.65	14.58	17.62	23.67	-6.05
5700	140		106	53	106.3/125 (MCS11)	13.31	13.43	16.38	23.67	-7.29
			106	54	106.3/125 (MCS11)	13.21	13.17	16.20	23.67	-7.47
5720	144		106	53	106.3/125 (MCS11)	14.72	14.76	17.75	23.67	-5.92
			106	54	106.3/125 (MCS11)	14.61	14.95	17.80	23.67	-5.87
5745	149		106	53	106.3/125 (MCS11)	16.24	16.44	19.35	30.00	-10.65
			106	54	106.3/125 (MCS11)	16.22	16.20	19.22	30.00	-10.78
5785	157		106	53	106.3/125 (MCS11)	16.19	16.14	19.17	30.00	-10.83
			106	54	106.3/125 (MCS11)	16.30	16.29	19.31	30.00	-10.69
5825	165		106	53	106.3/125 (MCS11)	16.36	16.50	19.44	30.00	-10.56
			106	54	106.3/125 (MCS11)	16.26	16.23	19.26	30.00	-10.74

Table 7-151. FCC CDD Diversity 20MHz BW (UNII) Maximum Conducted Output Power (Highest Power Among Partially-Loaded RU's)

FCC ID: BCGA3267 IC: 579C-A3267		MEASUREMENT REPORT (CERTIFICATION)	Approved by: Technical Manager
Test Report S/N: 1C2410210073-22.BCG	Test Dates: 10/25/2024 - 1/2/2025	EUT Type: Tablet Device	Page 88 of 282

V 10.6 10/27/2023

5GHz (40MHz Bandwidth)	Freq [MHz]	Channel	RU Size	RU Index	Data Rate [Mbps]	Conducted Powers [dBm]			Conducted Power Limit [dBm]	Conducted Power Margin [dB]
						Antenna 3c	Antenna 1b	Summed		
	5190	38	242	61	243.8/286.8 (MCS11)	13.39	13.64	16.53	23.98	-7.45
			242	62	243.8/286.8 (MCS11)	13.58	13.65	16.62	23.98	-7.36
	5230	46	242	61	243.8/286.8 (MCS11)	17.83	17.97	20.91	23.98	-3.07
			242	62	243.8/286.8 (MCS11)	17.98	17.70	20.85	23.98	-3.13
	5270	54	242	61	243.8/286.8 (MCS11)	17.67	17.70	20.70	23.64	-2.94
			242	62	243.8/286.8 (MCS11)	17.77	17.79	20.79	23.64	-2.85
	5310	62	242	61	243.8/286.8 (MCS11)	14.33	14.19	17.27	23.64	-6.37
			242	62	243.8/286.8 (MCS11)	14.41	14.29	17.36	23.64	-6.28
	5510	102	242	61	243.8/286.8 (MCS11)	12.19	12.25	15.23	23.67	-8.44
			242	62	243.8/286.8 (MCS11)	12.29	12.40	15.35	23.67	-8.32
	5550	110	242	61	243.8/286.8 (MCS11)	17.31	17.46	20.39	23.67	-3.28
			242	62	243.8/286.8 (MCS11)	17.37	17.42	20.41	23.67	-3.26
	5590	118	242	61	243.8/286.8 (MCS11)	17.72	17.66	20.70	23.67	-2.97
			242	62	243.8/286.8 (MCS11)	17.83	17.65	20.75	23.67	-2.92
	5630	126	242	61	243.8/286.8 (MCS11)	17.92	17.71	20.83	23.67	-2.84
			242	62	243.8/286.8 (MCS11)	17.96	17.75	20.86	23.67	-2.81
	5670	134	242	61	243.8/286.8 (MCS11)	14.28	14.13	17.22	23.67	-6.45
			242	62	243.8/286.8 (MCS11)	14.38	14.13	17.27	23.67	-6.40
	5710	142	106	53	106.3/125 (MCS11)	14.73	14.88	17.81	23.67	-5.86
			106	54	106.3/125 (MCS11)	14.63	14.83	17.74	23.67	-5.93
			106	56	106.3/125 (MCS11)	14.71	14.78	17.75	23.67	-5.92
	5755	151	242	61	243.8/286.8 (MCS11)	19.39	19.31	22.36	30.00	-7.64
242			62	243.8/286.8 (MCS11)	19.45	19.39	22.43	30.00	-7.57	
5795	159	242	61	243.8/286.8 (MCS11)	19.11	19.44	22.29	30.00	-7.71	
		242	62	243.8/286.8 (MCS11)	19.14	19.48	22.32	30.00	-7.68	

Table 7-152. FCC CDD Diversity 40MHz BW (UNII) Maximum Conducted Output Power (Highest Power Among Partially-Loaded RU's)

5GHz (80MHz Bandwidth)	Freq [MHz]	Channel	RU Size	RU Index	Data Rate [Mbps]	Conducted Powers [dBm]			Conducted Power Limit [dBm]	Conducted Power Margin [dB]
						Antenna 3c	Antenna 1b	Summed		
	5210	42	484	65	487.5/573.5 (MCS11)	13.34	13.35	16.36	23.98	-7.62
			484	66	487.5/573.5 (MCS11)	13.48	13.11	16.31	23.98	-7.67
	5290	58	484	65	487.5/573.5 (MCS11)	12.70	12.86	15.79	23.64	-7.85
			484	66	487.5/573.5 (MCS11)	12.77	12.61	15.70	23.64	-7.94
	5530	106	484	65	487.5/573.5 (MCS11)	12.28	12.15	15.23	23.67	-8.44
			484	66	487.5/573.5 (MCS11)	12.45	12.36	15.42	23.67	-8.25
	5610	122	484	65	487.5/573.5 (MCS11)	15.90	15.89	18.90	23.67	-4.77
			484	66	487.5/573.5 (MCS11)	15.97	15.92	18.96	23.67	-4.71
5690	138	106	53	106.3/125 (MCS11)	14.61	14.85	17.74	23.67	-5.93	
		106	56	106.3/125 (MCS11)	14.63	14.92	17.79	23.67	-5.88	
		106	60	106.3/125 (MCS11)	14.76	14.81	17.80	23.67	-5.87	
5775	155	484	65	487.5/573.5 (MCS11)	16.47	16.47	19.48	30.00	-10.52	
		484	66	487.5/573.5 (MCS11)	16.38	16.19	19.30	30.00	-10.70	

Table 7-153. FCC CDD Diversity 80MHz BW (UNII) Maximum Conducted Output Power (Highest Power Among Partially-Loaded RU's)

5GHz (160MHz Bandwidth)	Freq [MHz]	Channel	RU Size	RU Index	Data Rate [Mbps]	Conducted Powers [dBm]			Conducted Power Limit [dBm]	Conducted Power Margin [dB]
						Antenna 3c	Antenna 1b	Summed		
	5250	50 (L)	996	67	1020.8/1201 (MCS11)	11.10	11.04	14.08	23.98	-9.90
	5250	50 (U)	996	67	1020.8/1201 (MCS11)	11.07	11.24	14.17	23.64	-9.47
	5570	114 (L)	996	67	1020.8/1201 (MCS11)	10.22	10.43	13.34	23.67	-10.33
	5570	114 (U)	996	67	1020.8/1201 (MCS11)	10.29	10.38	13.34	23.67	-10.33

Table 7-154. FCC CDD Diversity 160MHz BW (UNII) Maximum Conducted Output Power (Highest Power Among Partially-Loaded RU's)

FCC ID: BCGA3267 IC: 579C-A3267		MEASUREMENT REPORT (CERTIFICATION)	Approved by: Technical Manager
Test Report S/N: 1C2410210073-22.BCG	Test Dates: 10/25/2024 - 1/2/2025	EUT Type: Tablet Device	Page 89 of 282

7.4.38 ISED CDD/SDM Diversity Conducted Output Power Measurements (Highest Power Among Partially-Loaded RU's)

5GHz (20MHz Bandwidth)	Freq [MHz]	Channel	Mode	RU Size	RU Index	Data Rate [Mbps]	Conducted Powers [dBm]			Conducted Power Limit [dBm]	Conducted Power Margin [dB]	Ant. Gain [dBi]	Max e.i.r.p. [dBm]	Max e.i.r.p. Limit [dBm]	e.i.r.p. Margin [dB]
							Antenna 3c	Antenna 1b	Summed						
	5180	36	SDM	106	53	106.3/125 (MCS11)	12.39	12.43	15.42	-	-	-0.16	15.26	22.58	-7.33
			SDM	106	54	106.3/125 (MCS11)	12.11	12.41	15.27	-	-	-0.16	15.11	22.58	-7.48
	5200	40	SDM	106	53	106.3/125 (MCS11)	12.34	12.21	15.28	-	-	-0.16	15.12	22.58	-7.47
			SDM	106	54	106.3/125 (MCS11)	12.38	12.48	15.44	-	-	-0.16	15.28	22.58	-7.31
	5240	48	SDM	106	53	106.3/125 (MCS11)	12.31	12.37	15.35	-	-	-0.16	15.19	22.58	-7.40
			SDM	106	54	106.3/125 (MCS11)	12.23	12.36	15.30	-	-	-0.16	15.14	22.58	-7.45
	5260	52	CDD	106	53	106.3/125 (MCS11)	14.67	14.82	17.76	23.64	-5.88	0.50	18.26	29.64	-11.38
			CDD	106	54	106.3/125 (MCS11)	14.69	14.78	17.75	23.64	-5.89	0.50	18.25	29.64	-11.39
	5300	60	CDD	106	53	106.3/125 (MCS11)	14.68	14.89	17.79	23.64	-5.85	0.50	18.29	29.64	-11.35
			CDD	106	54	106.3/125 (MCS11)	14.66	14.78	17.73	23.64	-5.91	0.50	18.23	29.64	-11.41
	5320	64	CDD	106	53	106.3/125 (MCS11)	14.78	14.77	17.79	23.64	-5.85	0.50	18.29	29.64	-11.35
			CDD	106	54	106.3/125 (MCS11)	14.83	14.66	17.75	23.64	-5.89	0.50	18.25	29.64	-11.39
	5500	100	CDD	106	53	106.3/125 (MCS11)	14.06	14.13	17.10	23.67	-6.57	2.00	19.10	29.67	-10.57
			CDD	106	54	106.3/125 (MCS11)	14.19	14.17	17.19	23.67	-6.48	2.00	19.19	29.67	-10.48
	5520	104	CDD	106	53	106.3/125 (MCS11)	14.75	14.84	17.81	23.67	-5.86	2.00	19.81	29.67	-9.86
			CDD	106	54	106.3/125 (MCS11)	14.85	14.84	17.85	23.67	-5.82	2.00	19.85	29.67	-9.82
	5580	116	CDD	106	53	106.3/125 (MCS11)	14.89	14.61	17.76	23.67	-5.91	2.00	19.76	29.67	-9.91
			CDD	106	54	106.3/125 (MCS11)	14.92	14.61	17.78	23.67	-5.89	2.00	19.78	29.67	-9.89
	5680	136	CDD	106	53	106.3/125 (MCS11)	14.80	14.95	17.88	23.67	-5.79	2.00	19.88	29.67	-9.79
			CDD	106	54	106.3/125 (MCS11)	14.65	14.58	17.62	23.67	-6.05	2.00	19.62	29.67	-10.05
	5700	140	CDD	106	53	106.3/125 (MCS11)	13.31	13.43	16.38	23.67	-7.29	2.00	18.38	29.67	-11.29
			CDD	106	54	106.3/125 (MCS11)	13.21	13.17	16.20	23.67	-7.47	2.00	18.20	29.67	-11.47
	5720	144	CDD	106	53	106.3/125 (MCS11)	14.72	14.76	17.75	23.67	-5.92	2.00	19.75	29.67	-9.92
			CDD	106	54	106.3/125 (MCS11)	14.61	14.95	17.80	23.67	-5.87	2.00	19.80	29.67	-9.87
	5745	149	CDD	106	53	106.3/125 (MCS11)	16.24	16.44	19.35	30.00	-10.65	2.30	21.65	-	-
			CDD	106	54	106.3/125 (MCS11)	16.22	16.20	19.22	30.00	-10.78	2.30	21.52	-	-
	5785	157	CDD	106	53	106.3/125 (MCS11)	16.19	16.14	19.17	30.00	-10.83	2.30	21.47	-	-
			CDD	106	54	106.3/125 (MCS11)	16.30	16.29	19.31	30.00	-10.69	2.30	21.61	-	-
	5825	165	CDD	106	53	106.3/125 (MCS11)	16.36	16.50	19.44	30.00	-10.56	2.30	21.74	-	-
			CDD	106	54	106.3/125 (MCS11)	16.26	16.23	19.26	30.00	-10.74	2.30	21.56	-	-

Table 7-155. ISED CDD/SDM Diversity 20MHz BW (UNII) Maximum Conducted Output Power and Max EIRP (Highest Power Among Partially-Loaded RU's)

5GHz (40MHz Bandwidth)	Freq [MHz]	Channel	Mode	RU Size	RU Index	Data Rate [Mbps]	Conducted Powers [dBm]			Conducted Power Limit [dBm]	Conducted Power Margin [dB]	Ant. Gain [dBi]	Max e.i.r.p. [dBm]	Max e.i.r.p. Limit [dBm]	e.i.r.p. Margin [dB]
							Antenna 3c	Antenna 1b	Summed						
	5190	38	SDM	242	61	243.8/286.8 (MCS11)	13.58	13.47	16.54	-	-	-0.16	16.38	22.58	-6.21
			SDM	242	62	243.8/286.8 (MCS11)	13.47	13.48	16.49	-	-	-0.16	16.33	22.58	-6.26
	5230	46	SDM	242	61	243.8/286.8 (MCS11)	15.27	15.26	18.28	-	-	-0.16	18.12	22.58	-4.47
			SDM	242	62	243.8/286.8 (MCS11)	15.42	15.33	18.39	-	-	-0.16	18.23	22.58	-4.36
	5270	54	CDD	242	61	243.8/286.8 (MCS11)	17.67	17.70	20.70	23.64	-2.94	0.50	21.20	29.64	-8.44
			CDD	242	62	243.8/286.8 (MCS11)	17.77	17.79	20.79	23.64	-2.85	0.50	21.29	29.64	-8.35
	5310	62	CDD	242	61	243.8/286.8 (MCS11)	14.33	14.19	17.27	23.64	-6.37	0.50	17.77	29.64	-11.87
			CDD	242	62	243.8/286.8 (MCS11)	14.41	14.29	17.36	23.64	-6.28	0.50	17.86	29.64	-11.78
	5510	102	CDD	242	61	243.8/286.8 (MCS11)	12.19	12.25	15.23	23.67	-8.44	2.00	17.23	29.67	-12.44
			CDD	242	62	243.8/286.8 (MCS11)	12.29	12.40	15.35	23.67	-8.32	2.00	17.35	29.67	-12.32
	5550	110	CDD	242	61	243.8/286.8 (MCS11)	17.31	17.46	20.39	23.67	-3.28	2.00	22.39	29.67	-7.28
			CDD	242	62	243.8/286.8 (MCS11)	17.37	17.42	20.41	23.67	-3.26	2.00	22.41	29.67	-7.26
	5670	134	CDD	242	61	243.8/286.8 (MCS11)	14.28	14.13	17.22	23.67	-6.45	2.00	19.22	29.67	-10.45
			CDD	242	62	243.8/286.8 (MCS11)	14.38	14.13	17.27	23.67	-6.40	2.00	19.27	29.67	-10.40
	5710	142	CDD	106	53	106.3/125 (MCS11)	14.73	14.88	17.81	23.67	-5.86	2.00	19.81	29.67	-9.86
			CDD	106	54	106.3/125 (MCS11)	14.63	14.83	17.74	23.67	-5.93	2.00	19.74	29.67	-9.93
	5755	151	CDD	242	61	243.8/286.8 (MCS11)	19.39	19.31	22.36	30.00	-7.64	2.30	24.66	-	-
			CDD	242	62	243.8/286.8 (MCS11)	19.45	19.39	22.43	30.00	-7.57	2.30	24.73	-	-
	5795	159	CDD	242	61	243.8/286.8 (MCS11)	19.11	19.44	22.29	30.00	-7.71	2.30	24.59	-	-
			CDD	242	62	243.8/286.8 (MCS11)	19.14	19.48	22.32	30.00	-7.68	2.30	24.62	-	-

Table 7-156. ISED CDD/SDM Diversity 40MHz BW (UNII) Maximum Conducted Output Power and Max EIRP (Highest Power Among Partially-Loaded RU's)

5GHz (80MHz Bandwidth)	Freq [MHz]	Channel	Mode	RU Size	RU Index	Data Rate [Mbps]	Conducted Powers [dBm]			Conducted Power Limit [dBm]	Conducted Power Margin [dB]	Ant. Gain [dBi]	Max e.i.r.p. [dBm]	Max e.i.r.p. Limit [dBm]	e.i.r.p. Margin [dB]
							Antenna 3c	Antenna 1b	Summed						
	5210	42	CDD	484	65	487.5/573.5 (MCS11)	13.34	13.35	16.36	23.98	-7.62	0.80	17.16	22.58	-5.42
			CDD	484	66	487.5/573.5 (MCS11)	13.48	13.11	16.31	23.98	-7.67	0.80	17.11	22.58	-5.47
	5290	58	CDD	484	65	487.5/573.5 (MCS11)	12.70	12.86	15.79	23.64	-7.85	0.50	16.29	29.64	-13.35
			CDD	484	66	487.5/573.5 (MCS11)	12.77	12.61	15.70	23.64	-7.94	0.50	16.20	29.64	-13.44
	5530	106	CDD	484	65	487.5/573.5 (MCS11)	12.28	12.15	15.23	23.67	-8.44	2.00	17.23	29.67	-12.44
			CDD	484	66	487.5/573.5 (MCS11)	12.45	12.36	15.42	23.67	-8.25	2.00	17.42	29.67	-12.25
	5690	138	CDD	106	53	106.3/125 (MCS11)	14.61	14.85	17.74	23.67	-5.93	2.00	19.74	29.67	-9.93
			CDD	106	56	106.3/125 (MCS11)	14.63	14.92	17.79	23.67	-5.88	2.00	19.79	29.67	-9.88
	5775	155	CDD	106	60	106.3/125 (MCS11)	14.76	14.81	17.80	23.67	-5.87	2.00	19.80	29.67	-9.87
			CDD	484	65	487.5/573.5 (MCS11)	16.47	16.47	19.48	30.00	-10.52	2.30	21.78	-	-
			CDD	484	66	487.5/573.5 (MCS11)	16.38	16.19	19.30	30.00	-10.70	2.30	21.60	-	-

Table 7-157. ISED CDD Diversity 80MHz BW (UNII) Maximum Conducted Output Power and Max EIRP (Highest Power Among Partially-Loaded RU's)

5GHz (160MHz Bandwidth)	Freq [MHz]	Channel	Mode	RU Size	RU Index	Data Rate [Mbps]	Conducted Powers [dBm]			Conducted Power Limit [dBm]	Conducted Power Margin [dB]	Ant. Gain [dBi]	Max e.i.r.p. [dBm]	Max e.i.r.p. Limit [dBm]	e.i.r.p
-------------------------	------------	---------	------	---------	----------	------------------	------------------------	--	--	-----------------------------	-----------------------------	-----------------	--------------------	--------------------------	---------

7.4.39 FCC CDD Diversity Conducted Output Power Measurements (Fully-loaded RU)

5GHz (20MHz Bandwidth)	Freq [MHz]	Channel	RU Size	RU Index	Data Rate [Mbps]	Conducted Powers [dBm]			Conducted Power Limit [dBm]	Conducted Power Margin [dB]
						Antenna 3c	Antenna 1b	Summed		
	5180	36	242	61	243.8/286.8 (MCS11)	15.49	15.16	18.34	23.98	-5.64
	5200	40	242	61	243.8/286.8 (MCS11)	17.86	17.80	20.84	23.98	-3.14
	5240	48	242	61	243.8/286.8 (MCS11)	17.68	17.76	20.73	23.98	-3.25
	5260	52	242	61	243.8/286.8 (MCS11)	17.86	17.79	20.84	23.64	-2.80
	5300	60	242	61	243.8/286.8 (MCS11)	17.85	17.68	20.78	23.64	-2.86
	5320	64	242	61	243.8/286.8 (MCS11)	15.88	16.00	18.95	23.64	-4.69
	5500	100	242	61	243.8/286.8 (MCS11)	14.13	14.19	17.17	23.67	-6.50
	5520	104	242	61	243.8/286.8 (MCS11)	17.67	17.88	20.79	23.67	-2.88
	5540	108	242	61	243.8/286.8 (MCS11)	17.79	17.86	20.83	23.67	-2.84
	5580	116	242	61	243.8/286.8 (MCS11)	17.88	17.84	20.87	23.67	-2.80
	5660	132	242	61	243.8/286.8 (MCS11)	17.78	17.69	20.74	23.67	-2.93
	5680	136	242	61	243.8/286.8 (MCS11)	17.70	17.65	20.69	23.67	-2.98
	5700	140	242	61	243.8/286.8 (MCS11)	13.28	13.29	16.30	23.67	-7.37
	5720	144	242	61	243.8/286.8 (MCS11)	17.89	17.74	20.82	23.67	-2.85
	5745	149	242	61	243.8/286.8 (MCS11)	19.43	19.20	22.33	30.00	-7.67
	5785	157	242	61	243.8/286.8 (MCS11)	19.13	19.26	22.20	30.00	-7.80
	5825	165	242	61	243.8/286.8 (MCS11)	19.17	19.47	22.34	30.00	-7.66

Table 7-159. FCC CDD Diversity 20MHz BW (UNII) Maximum Conducted Output Power (Fully-loaded RU)

5GHz (40MHz Bandwidth)	Freq [MHz]	Channel	RU Size	RU Index	Data Rate [Mbps]	Conducted Powers [dBm]			Conducted Power Limit [dBm]	Conducted Power Margin [dB]
						Antenna 3c	Antenna 1b	Summed		
	5190	38	484	65	487.5/573.5 (MCS11)	13.65	13.38	16.52	23.98	-7.46
	5230	46	484	65	487.5/573.5 (MCS11)	18.98	18.68	21.84	23.98	-2.14
	5270	54	484	65	487.5/573.5 (MCS11)	19.18	19.49	22.35	23.64	-1.29
	5310	62	484	65	487.5/573.5 (MCS11)	14.15	14.42	17.30	23.64	-6.34
	5510	102	484	65	487.5/573.5 (MCS11)	12.30	12.33	15.33	23.67	-8.34
	5550	110	484	65	487.5/573.5 (MCS11)	17.31	17.18	20.26	23.67	-3.41
	5590	118	484	65	487.5/573.5 (MCS11)	19.28	19.17	22.24	23.67	-1.43
	5630	126	484	65	487.5/573.5 (MCS11)	18.96	18.66	21.82	23.67	-1.85
	5670	134	484	65	487.5/573.5 (MCS11)	14.20	14.22	17.22	23.67	-6.45
	5710	142	484	65	487.5/573.5 (MCS11)	19.42	19.17	22.31	23.67	-1.36
	5755	151	484	65	487.5/573.5 (MCS11)	19.22	19.49	22.37	30.00	-7.63
	5795	159	484	65	487.5/573.5 (MCS11)	19.50	19.42	22.47	30.00	-7.53

Table 7-160. FCC CDD Diversity 40MHz BW (UNII) Maximum Conducted Output Power (Fully-loaded RU)

5GHz (80MHz Bandwidth)	Freq [MHz]	Channel	RU Size	RU Index	Data Rate [Mbps]	Conducted Powers [dBm]			Conducted Power Limit [dBm]	Conducted Power Margin [dB]
						Antenna 3c	Antenna 1b	Summed		
	5210	42	996	67	1020.8/1201 (MCS11)	13.45	13.16	16.32	23.98	-7.66
	5290	58	996	67	1020.8/1201 (MCS11)	12.62	12.82	15.73	23.64	-7.91
	5530	106	996	67	1020.8/1201 (MCS11)	12.46	12.37	15.43	23.67	-8.24
	5610	122	996	67	1020.8/1201 (MCS11)	15.62	15.95	18.80	23.67	-4.87
	5690	138	996	67	1020.8/1201 (MCS11)	19.22	19.29	22.26	23.67	-1.41
	5775	155	996	67	1020.8/1201 (MCS11)	16.38	16.47	19.43	30.00	-10.57

Table 7-161. FCC CDD Diversity 80MHz BW (UNII) Maximum Conducted Output Power (Fully-loaded RU)

5GHz (160MHz Bandwidth)	Freq [MHz]	Channel	RU Size	RU Index	Data Rate [Mbps]	Conducted Powers [dBm]			Conducted Power Limit [dBm]	Conducted Power Margin [dB]
						Antenna 3c	Antenna 1b	Summed		
	5250	50	996x2	68	2041.6/2402 (MCS11)	11.04	11.17	14.11	23.98	-9.87
	5570	114	996x2	68	2041.6/2402 (MCS11)	10.28	10.38	13.34	23.67	-10.33

Table 7-162. FCC CDD Diversity 160MHz BW (UNII) Maximum Conducted Output Power (Fully-loaded RU)

FCC ID: BCGA3267 IC: 579C-A3267		MEASUREMENT REPORT (CERTIFICATION)	Approved by: Technical Manager
Test Report S/N: 1C2410210073-22.BCG	Test Dates: 10/25/2024 - 1/2/2025	EUT Type: Tablet Device	Page 91 of 282

V 10.6 10/27/2023

Unless otherwise specified, no part of this report may be reproduced or utilized in any part, form or by any means, electronic or mechanical, including photocopying and microfilm, without permission in writing from Element Materials Technology. If you have any questions about this or have an enquiry about obtaining additional rights to this report or assembly of contents thereof, please contact ct.info@element.com.

7.4.40 ISED CDD/SDM Diversity Conducted Output Power Measurements (Fully-loaded RU)

5GHz (20MHz Bandwidth)	Freq [MHz]	Channel	Mode	RU Size	RU Index	Data Rate [Mbps]	Conducted Powers [dBm]			Conducted Power Limit [dBm]	Conducted Power Margin [dB]	Ant. Gain [dBi]	Max e.i.r.p. [dBm]	Max e.i.r.p. Limit [dBm]	e.i.r.p. Margin [dB]
							Antenna 3c	Antenna 1b	Summed						
	5180	36	SDM	242	61	243.8/286.8 (MCS11)	15.47	15.26	18.37	-	-	-0.16	18.21	22.58	-4.38
	5200	40	SDM	242	61	243.8/286.8 (MCS11)	15.37	15.13	18.26	-	-	-0.16	18.10	22.58	-4.49
	5240	48	SDM	242	61	243.8/286.8 (MCS11)	15.22	15.21	18.23	-	-	-0.16	18.07	22.58	-4.52
	5260	52	CDD	242	61	243.8/286.8 (MCS11)	17.86	17.79	20.84	23.64	-2.80	0.50	21.34	29.64	-8.30
	5300	60	CDD	242	61	243.8/286.8 (MCS11)	17.85	17.68	20.78	23.64	-2.86	0.50	21.28	29.64	-8.36
	5320	64	CDD	242	61	243.8/286.8 (MCS11)	15.88	16.00	18.95	23.64	-4.69	0.50	19.45	29.64	-10.19
	5500	100	CDD	242	61	243.8/286.8 (MCS11)	14.13	14.19	17.17	23.67	-6.50	2.00	19.17	29.67	-10.50
	5520	104	CDD	242	61	243.8/286.8 (MCS11)	17.67	17.88	20.79	23.67	-2.88	2.00	22.79	29.67	-6.88
	5540	108	CDD	242	61	243.8/286.8 (MCS11)	17.79	17.86	20.83	23.67	-2.84	2.00	22.83	29.67	-6.84
	5580	116	CDD	242	61	243.8/286.8 (MCS11)	17.88	17.84	20.87	23.67	-2.80	2.00	22.87	29.67	-6.80
	5660	132	CDD	242	61	243.8/286.8 (MCS11)	17.78	17.69	20.74	23.67	-2.93	2.00	22.74	29.67	-6.93
	5680	136	CDD	242	61	243.8/286.8 (MCS11)	17.70	17.65	20.69	23.67	-2.98	2.00	22.69	29.67	-6.98
	5700	140	CDD	242	61	243.8/286.8 (MCS11)	13.28	13.29	16.30	23.67	-7.37	2.00	18.30	29.67	-11.37
	5720	144	CDD	242	61	243.8/286.8 (MCS11)	17.89	17.74	20.82	23.67	-2.85	2.00	22.82	29.67	-6.85
	5745	149	CDD	242	61	243.8/286.8 (MCS11)	19.43	19.20	22.33	30.00	-7.67	2.30	24.63	-	-
	5785	157	CDD	242	61	243.8/286.8 (MCS11)	19.13	19.26	22.20	30.00	-7.80	2.30	24.50	-	-
	5825	165	CDD	242	61	243.8/286.8 (MCS11)	19.17	19.47	22.34	30.00	-7.66	2.30	24.64	-	-

Table 7-163. ISED CDD/SDM Diversity 20MHz BW (UNII) Maximum Conducted Output Power and Max EIRP (Fully-loaded RU)

5GHz (40MHz Bandwidth)	Freq [MHz]	Channel	Mode	RU Size	RU Index	Data Rate [Mbps]	Conducted Powers [dBm]			Conducted Power Limit [dBm]	Conducted Power Margin [dB]	Ant. Gain [dBi]	Max e.i.r.p. [dBm]	Max e.i.r.p. Limit [dBm]	e.i.r.p. Margin [dB]
							Antenna 3c	Antenna 1b	Summed						
	5190	38	CDD	484	65	487.5/573.5 (MCS11)	13.65	13.38	16.52	23.98	-7.46	0.80	17.32	22.58	-5.26
	5230	46	SDM	484	65	487.5/573.5 (MCS11)	17.23	17.18	20.22	23.98	-3.76	-0.16	20.06	22.58	-2.53
	5270	54	CDD	484	65	487.5/573.5 (MCS11)	19.18	19.49	22.35	23.64	-1.29	0.50	22.85	29.64	-6.79
	5310	62	CDD	484	65	487.5/573.5 (MCS11)	14.15	14.42	17.30	23.64	-6.34	0.50	17.80	29.64	-11.84
	5510	102	CDD	484	65	487.5/573.5 (MCS11)	12.30	12.33	15.33	23.67	-8.34	2.00	17.33	29.67	-12.34
	5550	110	CDD	484	65	487.5/573.5 (MCS11)	17.31	17.18	20.26	23.67	-3.41	2.00	22.26	29.67	-7.41
	5670	134	CDD	484	65	487.5/573.5 (MCS11)	14.20	14.22	17.22	23.67	-6.45	2.00	19.22	29.67	-10.45
	5710	142	CDD	484	65	487.5/573.5 (MCS11)	19.42	19.17	22.31	23.67	-1.36	2.00	24.31	29.67	-5.36
	5755	151	CDD	484	65	487.5/573.5 (MCS11)	19.22	19.49	22.37	30.00	-7.63	2.30	24.67	-	-
	5795	159	CDD	484	65	487.5/573.5 (MCS11)	19.50	19.42	22.47	30.00	-7.53	2.30	24.77	-	-

Table 7-164. ISED CDD/SDM Diversity 40MHz BW (UNII) Maximum Conducted Output Power and Max EIRP (Fully-loaded RU)

5GHz (80MHz Bandwidth)	Freq [MHz]	Channel	Mode	RU Size	RU Index	Data Rate [Mbps]	Conducted Powers [dBm]			Conducted Power Limit [dBm]	Conducted Power Margin [dB]	Ant. Gain [dBi]	Max e.i.r.p. [dBm]	Max e.i.r.p. Limit [dBm]	e.i.r.p. Margin [dB]
							Antenna 3c	Antenna 1b	Summed						
	5210	42	CDD	996	67	1020.8/1201 (MCS11)	13.45	13.16	16.32	23.98	-7.66	0.80	17.12	22.58	-5.46
	5290	58	CDD	996	67	1020.8/1201 (MCS11)	12.62	12.82	15.73	23.64	-7.91	0.50	16.23	29.64	-13.41
	5530	106	CDD	996	67	1020.8/1201 (MCS11)	12.46	12.37	15.43	23.67	-8.24	2.00	17.43	29.67	-12.24
	5690	138	CDD	996	67	1020.8/1201 (MCS11)	19.22	19.29	22.26	23.67	-1.41	2.00	24.26	29.67	-5.41
	5775	155	CDD	996	67	1020.8/1201 (MCS11)	16.38	16.47	19.43	30.00	-10.57	2.30	21.73	-	-

Table 7-165. ISED CDD Diversity 80MHz BW (UNII) Maximum Conducted Output Power and Max EIRP (Fully-loaded RU)

5GHz (160MHz Bandwidth)	Freq [MHz]	Channel	Mode	RU Size	RU Index	Data Rate [Mbps]	Conducted Powers [dBm]			Conducted Power Limit [dBm]	Conducted Power Margin [dB]	Ant. Gain [dBi]	Max e.i.r.p. [dBm]	Max e.i.r.p. Limit [dBm]	e.i.r.p. Margin [dB]
							Antenna 3c	Antenna 3a	Summed						
	5250	50	CDD	996x2	68	2041.6/2402 (MCS11)	11.04	10.96	14.01	23.98	-9.97	2.00	16.01	22.58	-6.57

Table 7-166. ISED CDD Diversity 160MHz BW (UNII) Maximum Conducted Output Power and Max EIRP (Fully-loaded RU)

FCC ID: BCGA3267 IC: 579C-A3267		MEASUREMENT REPORT (CERTIFICATION)	Approved by: Technical Manager
Test Report S/N: 1C2410210073-22.BCG	Test Dates: 10/25/2024 - 1/2/2025	EUT Type: Tablet Device	Page 92 of 282

Note:

Per ANSI C63.10-2020 and KDB 662911 v02r01 Section E1), the conducted powers at Antenna 3c and Antenna 3a were first measured separately during CDD/SDM transmission as shown in the section above. The measured values were then summed in linear power units then converted back to dBm.

Per ANSI C63.10-2020 Subclause 14.6.3, the correlated directional gain is calculated using the following formula, where G_N is the gain of the nth antenna and N_{ANT} , the total number of antennas used.

$$\text{Directional gain} = G_{ANT} + \text{Array Gain dBi}$$

Per ANSI C63.10-2020 Subclause 14.6.3, the uncorrelated directional gain is calculated using the following formula, where G_N is the gain of the nth antenna and N_{ANT} , the total number of antennas used.

$$\text{Directional gain} = 10 \log[(10^{G_1/10} + 10^{G_2/10} + \dots + 10^{G_N/10}) / N_{ANT}] \text{ dBi}$$

Sample CDD Calculation:

At 5180MHz in 802.11n (20MHz BW) mode, the average conducted output power was measured to be 6.11dBm for Antenna 3c and 6.47dBm for Antenna 3a.

$$\text{Antenna 3c} + \text{Antenna 3a} = \text{CDD/SDM}$$

$$(6.11 \text{ dBm} + 6.47 \text{ dBm}) = (4.08 \text{ mW} + 4.44 \text{ mW}) = 8.52 \text{ mW} = 9.30 \text{ dBm}$$

Sample e.i.r.p. Calculation:

At 5180MHz in 802.11ax (20MHz BW, SDM) mode, the average SDM conducted power was calculated to be 9.30 dBm with directional gain of 1.44 dBi.

$$\text{e.i.r.p. (dBm)} = \text{Conducted Power (dBm)} + \text{Ant gain (dBi)}$$

$$9.30 \text{ dBm} + 1.44 \text{ dBi} = 10.74 \text{ dBm}$$

FCC ID: BCGA3267 IC: 579C-A3267		MEASUREMENT REPORT (CERTIFICATION)	Approved by: Technical Manager
Test Report S/N: 1C2410210073-22.BCG	Test Dates: 10/25/2024 - 1/2/2025	EUT Type: Tablet Device	Page 93 of 282

V 10.6 10/27/2023

7.5 Maximum Power Spectral Density

§15.407(a.1.iv) §15.407(a.2) §15.407(a.3.i); RSS-247 [6.2]

Test Overview and Limit

The spectrum analyzer was connected to the antenna terminal while the EUT was operating at its maximum duty cycle, at its maximum power control level, as defined in ANSI C63.10-2020 and KDB 789033 D02 v02r01, and at the appropriate frequencies. Method SA-1, as defined in ANSI C63.10-2020 and KDB 789033 D02 v02r01, was used to measure the power spectral density.

In the 5.15 – 5.25GHz, 5.25 – 5.35GHz, 5.47 – 5.725GHz bands, the maximum permissible power spectral density is 11dBm/MHz.

In the 5.15 – 5.25GHz band, the e.i.r.p. spectral density shall not exceed 10 dBm in any 1 MHz band.

In the 5.725 – 5.850GHz band, the maximum permissible power spectral density is 30dBm/500kHz.

Test Procedure Used

ANSI C63.10-2020 – Section 12.4.2.2

KDB 789033 D02 v02r01 – Section F

ANSI C63.10-2020 – Section 14.5.2.2 Measure-and-Sum Technique

KDB 662911 v02r01 – Section E)2) Measure-and-Sum Technique

Test Settings

1. Analyzer was set to the center frequency of the UNII channel under investigation
2. Set span to encompass the entire 99% OBW of the signal
3. RBW = 1MHz for U-NII 1, U-NII 2A, U-NII 2C; 500kHz for U-NII 3
4. VBW ≥ 3MHz for U-NII 1, U-NII 2A, U-NII 2C; ≥ 3 x RBW for U-NII 3
5. Number of sweep points ≥ 2 x (span/RBW)
6. Sweep time = auto
7. Detector = power averaging (RMS)
8. Trigger was set to free run for all modes
9. Trace was averaged over 100 sweeps
10. The peak search function of the spectrum analyzer was used to find the peak of the spectrum.

FCC ID: BCGA3267 IC: 579C-A3267		MEASUREMENT REPORT (CERTIFICATION)	Approved by: Technical Manager
Test Report S/N: 1C2410210073-22.BCG	Test Dates: 10/25/2024 - 1/2/2025	EUT Type: Tablet Device	Page 94 of 282

V 10.6 10/27/2023

Test Setup

The EUT and measurement equipment were set up as shown in the diagram below.



Figure 7-4. Test Instrument & Measurement Setup

Test Notes

1. All of the partially-loaded RU configurations have been investigated for Power Spectral Density measurement and among all partially-loaded RU configurations, the lowest supported RU configuration was found to be the worst case. Therefore, only RU26, RU52 (Partially-loaded RU) and RU242 (Fully-loaded RU) data are included in this section.
2. Low, mid, and high channels were tested and tabular data has been reported. Only worst case PSD plots have been reported.

FCC ID: BCGA3267 IC: 579C-A3267	 MEASUREMENT REPORT (CERTIFICATION)		Approved by: Technical Manager
Test Report S/N: 1C2410210073-22.BCG	Test Dates: 10/25/2024 - 1/2/2025	EUT Type: Tablet Device	Page 95 of 282

V 10.6 10/27/2023

7.5.1 Antenna 3c Power Spectral Density Measurements

	Frequency [MHz]	Channel No.	802.11 MODE	RU Size	RU Index	Data Rate [Mbps]	Measured Power Density [dBm/MHz]	Max Power Density [dBm/MHz]	Margin [dB]
Band 1	5180	36	ax (20MHz)	26	0	12.5/14.7 (MCS11)	7.85	11.0	-3.15
				26	4	12.5/14.7 (MCS11)	6.99	11.0	-4.01
				26	8	12.5/14.7 (MCS11)	7.67	11.0	-3.33
	5200	40	ax (20MHz)	26	0	12.5/14.7 (MCS11)	7.47	11.0	-3.53
				26	4	12.5/14.7 (MCS11)	7.12	11.0	-3.88
				26	8	12.5/14.7 (MCS11)	7.70	11.0	-3.31
	5240	48	ax (20MHz)	26	0	12.5/14.7 (MCS11)	7.76	11.0	-3.24
				26	4	12.5/14.7 (MCS11)	6.89	11.0	-4.11
				26	8	12.5/14.7 (MCS11)	7.58	11.0	-3.42
	5190	38	ax (40MHz)	26	0	12.5/14.7 (MCS11)	7.92	11.0	-3.08
				26	8	12.5/14.7 (MCS11)	8.02	11.0	-2.98
				26	17	12.5/14.7 (MCS11)	7.82	11.0	-3.19
	5230	46	ax (40MHz)	26	0	12.5/14.7 (MCS11)	7.26	11.0	-3.74
				26	8	12.5/14.7 (MCS11)	7.84	11.0	-3.17
				26	17	12.5/14.7 (MCS11)	7.25	11.0	-3.75
	5210	42	ax (80MHz)	26	0	12.5/14.7 (MCS11)	8.53	11.0	-2.47
				26	18	12.5/14.7 (MCS11)	6.33	11.0	-4.67
				26	36	12.5/14.7 (MCS11)	7.59	11.0	-3.41

Table 7-167. Bands 1 Power Spectral Density Measurements Antenna 3c (RU26)

FCC ID: BCGA3267 IC: 579C-A3267		MEASUREMENT REPORT (CERTIFICATION)	Approved by: Technical Manager
Test Report S/N: 1C2410210073-22.BCG	Test Dates: 10/25/2024 - 1/2/2025	EUT Type: Tablet Device	Page 96 of 282

V 10.6 10/27/2023

	Frequency [MHz]	Channel No.	02.11 TODE	RU Size	RU Index	Data Rate [Mbps]	Measured Power Density [dBm/MHz]	Max Power Density [dBm/MHz]	Margin [dB]	
Band 1/2A	5250	50 (L)	ax (160MHz)	52	37	25/29.4 (MCS11)	6.84	11.0	-4.16	
		52		52	25/29.4 (MCS11)	6.86	11.0	-4.14		
		50 (U)		52	52	25/29.4 (MCS11)	7.02	11.0	-3.99	
Band 2A	5260	52	ax (20MHz)	52	37	25/29.4 (MCS11)	8.41	11.0	-2.59	
				52	38	25/29.4 (MCS11)	8.17	11.0	-2.83	
				52	40	25/29.4 (MCS11)	8.06	11.0	-2.94	
	5280	60	ax (20MHz)	52	37	25/29.4 (MCS11)	8.00	11.0	-3.00	
				52	38	25/29.4 (MCS11)	8.23	11.0	-2.77	
				52	40	25/29.4 (MCS11)	7.93	11.0	-3.07	
	5320	64	ax (20MHz)	52	37	25/29.4 (MCS11)	7.91	11.0	-3.09	
				52	38	25/29.4 (MCS11)	7.84	11.0	-3.16	
				52	40	25/29.4 (MCS11)	8.29	11.0	-2.71	
	5270	54	ax (40MHz)	52	37	25/29.4 (MCS11)	7.96	11.0	-3.04	
				52	40	25/29.4 (MCS11)	7.89	11.0	-3.11	
				52	44	25/29.4 (MCS11)	7.60	11.0	-3.40	
	5310	62	ax (40MHz)	52	37	25/29.4 (MCS11)	8.14	11.0	-2.86	
				52	40	25/29.4 (MCS11)	8.35	11.0	-2.65	
				52	44	25/29.4 (MCS11)	7.57	11.0	-3.43	
	5290	58	ax (80MHz)	52	37	25/29.4 (MCS11)	8.20	11.0	-2.80	
				52	44	25/29.4 (MCS11)	7.71	11.0	-3.29	
				52	52	25/29.4 (MCS11)	8.13	11.0	-2.87	
	Band 2C	5500	100	ax (20MHz)	52	37	25/29.4 (MCS11)	8.19	11.0	-2.81
					52	38	25/29.4 (MCS11)	8.28	11.0	-2.72
					52	40	25/29.4 (MCS11)	8.05	11.0	-2.95
5580		116	ax (20MHz)	52	37	25/29.4 (MCS11)	8.00	11.0	-3.00	
				52	38	25/29.4 (MCS11)	8.64	11.0	-2.36	
				52	40	25/29.4 (MCS11)	8.42	11.0	-2.58	
5720		144	ax (20MHz)	52	37	25/29.4 (MCS11)	7.94	11.0	-3.06	
				52	38	25/29.4 (MCS11)	7.89	11.0	-3.11	
				52	40	25/29.4 (MCS11)	7.75	11.0	-3.25	
5510		102	ax (40MHz)	52	37	25/29.4 (MCS11)	7.44	11.0	-3.56	
				52	40	25/29.4 (MCS11)	8.02	11.0	-2.99	
				52	44	25/29.4 (MCS11)	7.27	11.0	-3.74	
5550		110	ax (40MHz)	52	37	25/29.4 (MCS11)	7.88	11.0	-3.13	
				52	40	25/29.4 (MCS11)	8.06	11.0	-2.94	
				52	44	25/29.4 (MCS11)	7.96	11.0	-3.04	
*5590		118	ax (40MHz)	52	37	25/29.4 (MCS11)	7.79	11.0	-3.21	
				52	40	25/29.4 (MCS11)	8.22	11.0	-2.78	
				52	44	25/29.4 (MCS11)	7.83	11.0	-3.17	
5670		134	ax (40MHz)	52	37	25/29.4 (MCS11)	8.35	11.0	-2.65	
				52	40	25/29.4 (MCS11)	7.73	11.0	-3.27	
				52	44	25/29.4 (MCS11)	7.85	11.0	-3.15	
5710		142	ax (40MHz)	52	37	25/29.4 (MCS11)	8.20	11.0	-2.80	
				52	40	25/29.4 (MCS11)	8.08	11.0	-2.92	
				52	44	25/29.4 (MCS11)	7.96	11.0	-3.04	
5530		106	ax (80MHz)	52	37	25/29.4 (MCS11)	8.02	11.0	-2.98	
				52	44	25/29.4 (MCS11)	7.67	11.0	-3.33	
				52	52	25/29.4 (MCS11)	8.59	11.0	-2.41	
*5610		122	ax (80MHz)	52	37	25/29.4 (MCS11)	8.49	11.0	-2.51	
				52	44	25/29.4 (MCS11)	8.20	11.0	-2.80	
				52	52	25/29.4 (MCS11)	8.30	11.0	-2.70	
5690		138	ax (80MHz)	52	37	25/29.4 (MCS11)	8.28	11.0	-2.72	
				52	44	25/29.4 (MCS11)	8.05	11.0	-2.96	
				52	52	25/29.4 (MCS11)	8.11	11.0	-2.89	
*5570		114 (L)	ax (160MHz)	52	37	25/29.4 (MCS11)	5.98	11.0	-5.02	
		114 (U)		52	52	25/29.4 (MCS11)	5.42	11.0	-5.58	
				52	52	25/29.4 (MCS11)	6.13	11.0	-4.87	

Table 7-168. Bands 1, 2A, 2C Power Spectral Density Measurements Antenna 3c (RU52)

*TDWR channel is not supported for ISED (denoted by a * next to the frequency)

FCC ID: BCGA3267 IC: 579C-A3267		MEASUREMENT REPORT (CERTIFICATION)	Approved by: Technical Manager
Test Report S/N: 1C2410210073-22.BCG	Test Dates: 10/25/2024 - 1/2/2025	EUT Type: Tablet Device	Page 97 of 282

V 10.6 10/27/2023

Unless otherwise specified, no part of this report may be reproduced or utilized in any part, form or by any means, electronic or mechanical, including photocopying and microfilm, without permission in writing from Element Materials Technology. If you have any questions about this or have an enquiry about obtaining additional rights to this report or assembly of contents thereof, please contact ct.info@element.com.

	Frequency [MHz]	Channel	802.11 MODE	RU Size	RU Index	Data Rate [Mbps]	Measured Power Density [dBm/MHz]	Max Power Density [dBm/MHz]	Margin [dB]
Band 1	5180	36	ax (20MHz)	242	61	121.9/143.4 (MCS11)	4.79	11.0	-6.21
	5200	40	ax (20MHz)	242	61	121.9/143.4 (MCS11)	8.41	11.0	-2.59
	5240	48	ax (20MHz)	242	61	121.9/143.4 (MCS11)	8.21	11.0	-2.79
	5190	38	ax (40MHz)	484	65	243.8/286.8 (MCS11)	0.76	11.0	-10.24
	5230	46	ax (40MHz)	484	65	243.8/286.8 (MCS11)	5.42	11.0	-5.58
	5210	42	ax (80MHz)	996	67	510.4/600.5 (MCS11)	-2.62	11.0	-13.62
Band 1/2A	5250	50	ax (160MHz)	996x2	68	1020.8/1201 (MCS11)	-6.41	11.0	-17.41
Band 2A	5260	52	ax (20MHz)	242	61	121.9/143.4 (MCS11)	8.63	11.0	-2.37
	5280	60	ax (20MHz)	242	61	121.9/143.4 (MCS11)	8.35	11.0	-2.65
	5320	64	ax (20MHz)	242	61	121.9/143.4 (MCS11)	5.08	11.0	-5.92
	5270	54	ax (40MHz)	484	65	243.8/286.8 (MCS11)	5.60	11.0	-5.40
	5310	62	ax (40MHz)	484	65	243.8/286.8 (MCS11)	0.37	11.0	-10.63
	5290	58	ax (80MHz)	996	67	510.4/600.5 (MCS11)	-3.23	11.0	-14.23
Band 2C	5500	100	ax (20MHz)	242	61	121.9/143.4 (MCS11)	3.38	11.0	-7.62
	5580	116	ax (20MHz)	242	61	121.9/143.4 (MCS11)	8.25	11.0	-2.76
	5720	144	ax (20MHz)	242	61	121.9/143.4 (MCS11)	8.18	11.0	-2.82
	5510	102	ax (40MHz)	484	65	243.8/286.8 (MCS11)	-0.90	11.0	-11.90
	5550	110	ax (40MHz)	484	65	243.8/286.8 (MCS11)	3.99	11.0	-7.01
	*5590	118	ax (40MHz)	484	65	243.8/286.8 (MCS11)	5.65	11.0	-5.35
	5710	142	ax (40MHz)	484	65	243.8/286.8 (MCS11)	5.26	11.0	-5.75
	5530	106	ax (80MHz)	996	67	510.4/600.5 (MCS11)	-3.25	11.0	-14.25
	*5610	122	ax (80MHz)	996	67	510.4/600.5 (MCS11)	0.48	11.0	-10.53
	5690	138	ax (80MHz)	996	67	510.4/600.5 (MCS11)	3.06	11.0	-7.94
	*5570	114	ax (160MHz)	996x2	68	1020.8/1201 (MCS11)	-8.13	11.0	-19.13

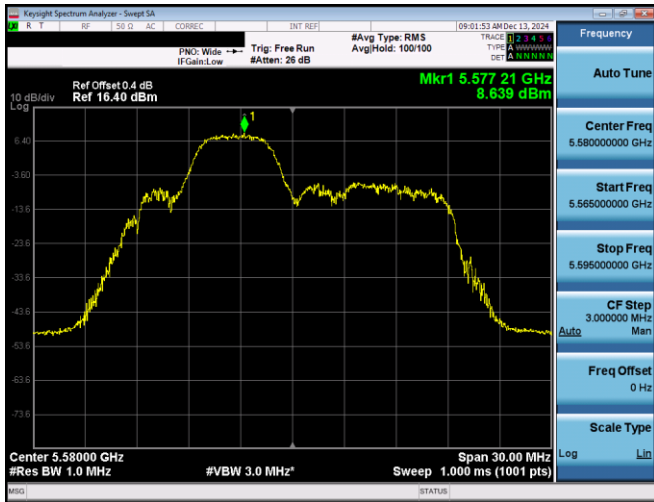
Table 7-169. Bands 1, 2A, 2C Power Spectral Density Measurements Antenna 3c (Fully-loaded RU)

*TDWR channel is not supported for ISSED (denoted by a * next to the frequency)

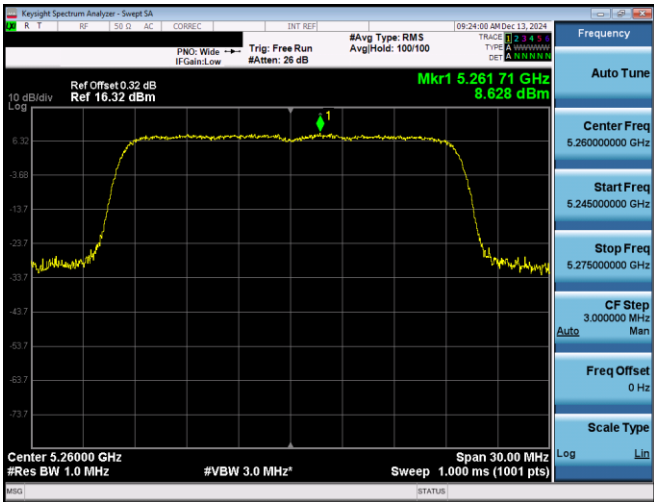
FCC ID: BCGA3267 IC: 579C-A3267		MEASUREMENT REPORT (CERTIFICATION)	Approved by: Technical Manager
Test Report S/N: 1C2410210073-22.BCG	Test Dates: 10/25/2024 - 1/2/2025	EUT Type: Tablet Device	Page 98 of 282

V 10.6 10/27/2023

Unless otherwise specified, no part of this report may be reproduced or utilized in any part, form or by any means, electronic or mechanical, including photocopying and microfilm, without permission in writing from Element Materials Technology. If you have any questions about this or have an enquiry about obtaining additional rights to this report or assembly of contents thereof, please contact ct.info@element.com.



Plot 7-13. PSD Antenna 3c (20MHz BW 11ax Index 4 – RU52 – Ch.116)



Plot 7-14. PSD Antenna 3c (20MHz BW 11ax– RU242 – Ch.52)

FCC ID: BCGA3267 IC: 579C-A3267	element	MEASUREMENT REPORT (CERTIFICATION)	Approved by: Technical Manager
Test Report S/N: 1C2410210073-22.BCG	Test Dates: 10/25/2024 - 1/2/2025	EUT Type: Tablet Device	Page 99 of 282

V 10.6 10/27/2023

	Frequency [MHz]	Channel No.	802.11 MODE	RU Size	RU Index	Data Rate [Mbps]	Measured Power Density [dBm/500kHz]	Max Permissible Power Density [dBm/500kHz]	Margin [dB]
Band 3	5745	149	ax (20MHz)	26	0	12.5/14.7 (MCS11)	4.25	30.0	-25.75
				26	4	12.5/14.7 (MCS11)	4.97	30.0	-25.04
				26	8	12.5/14.7 (MCS11)	5.22	30.0	-24.78
	5785	157	ax (20MHz)	26	0	12.5/14.7 (MCS11)	4.94	30.0	-25.06
				26	4	12.5/14.7 (MCS11)	4.39	30.0	-25.61
				26	8	12.5/14.7 (MCS11)	4.96	30.0	-25.04
	5825	165	ax (20MHz)	26	0	12.5/14.7 (MCS11)	5.19	30.0	-24.81
				26	4	12.5/14.7 (MCS11)	4.67	30.0	-25.33
				26	8	12.5/14.7 (MCS11)	5.32	30.0	-24.68
	5755	151	ax (40MHz)	26	0	12.5/14.7 (MCS11)	4.96	30.0	-25.04
				26	8	12.5/14.7 (MCS11)	5.16	30.0	-24.85
				26	17	12.5/14.7 (MCS11)	4.99	30.0	-25.01
	5795	159	ax (40MHz)	26	0	12.5/14.7 (MCS11)	5.01	30.0	-24.99
				26	8	12.5/14.7 (MCS11)	4.67	30.0	-25.33
				26	17	12.5/14.7 (MCS11)	4.97	30.0	-25.03
	5775	155	ax (80MHz)	26	0	12.5/14.7 (MCS11)	5.03	30.0	-24.97
				26	18	12.5/14.7 (MCS11)	3.71	30.0	-26.29
				26	36	12.5/14.7 (MCS11)	4.64	30.0	-25.36

Table 7-170. Band 3 Power Spectral Density Measurements Antenna 3c (RU26)

	Frequency [MHz]	Channel	802.11 MODE	RU Size	RU Index	Data Rate [Mbps]	Measured Power Density [dBm/500kHz]	Max Permissible Power Density [dBm/500kHz]	Margin [dB]
Band 3	5745	149	ax (20MHz)	242	61	121.9/143.4 (MCS11)	5.72	30.0	-24.28
	5785	157	ax (20MHz)	242	61	121.9/143.4 (MCS11)	5.39	30.0	-24.61
	5825	165	ax (20MHz)	242	61	121.9/143.4 (MCS11)	6.04	30.0	-23.96
	5755	151	ax (40MHz)	484	65	243.8/286.8 (MCS11)	3.02	30.0	-26.98
	5795	159	ax (40MHz)	484	65	243.8/286.8 (MCS11)	2.52	30.0	-27.48
	5775	155	ax (80MHz)	996	67	510.4/600.5 (MCS11)	-2.44	30.0	-32.44

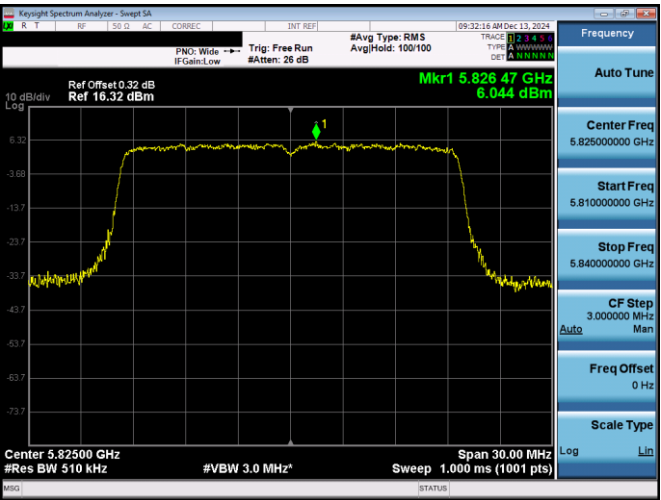
Table 7-171. Band 3 Power Spectral Density Measurements Antenna 3c (Fully-loaded RU)

FCC ID: BCGA3267 IC: 579C-A3267	 MEASUREMENT REPORT (CERTIFICATION)		Approved by: Technical Manager
Test Report S/N: 1C2410210073-22.BCG	Test Dates: 10/25/2024 - 1/2/2025	EUT Type: Tablet Device	Page 100 of 282

V 10.6 10/27/2023



Plot 7-15. PSD Antenna 3c (80MHz BW 11ax Index 8 – RU26 – Ch.165)



Plot 7-16. PSD Antenna 3c (20MHz BW 11ax– RU242 – Ch.165)

FCC ID: BCGA3267 IC: 579C-A3267	element	MEASUREMENT REPORT (CERTIFICATION)	Approved by: Technical Manager
Test Report S/N: 1C2410210073-22.BCG	Test Dates: 10/25/2024 - 1/2/2025	EUT Type: Tablet Device	Page 101 of 282

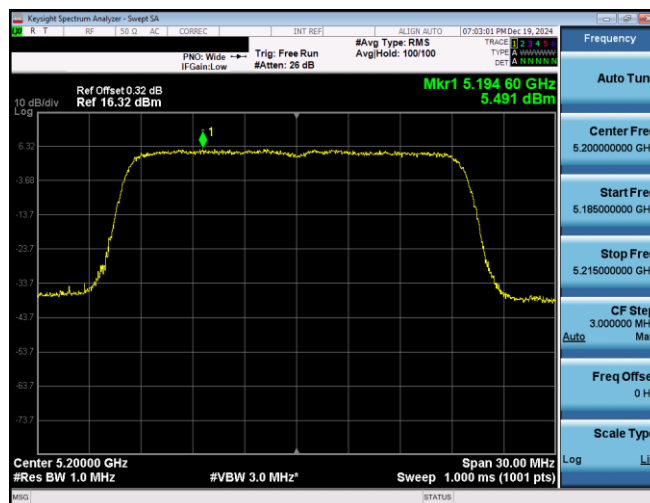
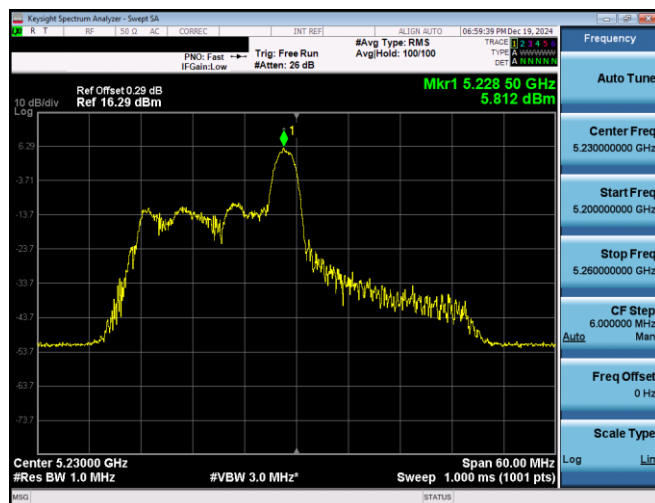
	Frequency [MHz]	Channel No.	802.11 MODE	RU Size	RU Index	Data Rate [Mbps]	Measured Power Density [dBm/MHz]	Antenna Gain [dBi]	e.i.r.p. Power Density [dBm/MHz]	ISED Max e.i.r.p. Power Density [dBm/MHz]	Margin [dB]
Band 1	5180	36	ax (20MHz)	26	0	12.5/14.7 (MCS11)	5.10	0.80	5.90	10.0	-4.10
				26	4	12.5/14.7 (MCS11)	4.13	0.80	4.93	10.0	-5.07
				26	8	12.5/14.7 (MCS11)	4.87	0.80	5.67	10.0	-4.33
	5200	40	ax (20MHz)	26	0	12.5/14.7 (MCS11)	4.33	0.80	5.13	10.0	-4.87
				26	4	12.5/14.7 (MCS11)	3.96	0.80	4.76	10.0	-5.24
				26	8	12.5/14.7 (MCS11)	4.88	0.80	5.68	10.0	-4.32
	5240	48	ax (20MHz)	26	0	12.5/14.7 (MCS11)	4.89	0.80	5.69	10.0	-4.31
				26	4	12.5/14.7 (MCS11)	3.59	0.80	4.39	10.0	-5.61
				26	8	12.5/14.7 (MCS11)	4.98	0.80	5.78	10.0	-4.23
	5190	38	ax (40MHz)	26	0	12.5/14.7 (MCS11)	4.77	0.80	5.57	10.0	-4.43
				26	8	12.5/14.7 (MCS11)	5.22	0.80	6.02	10.0	-3.98
				26	17	12.5/14.7 (MCS11)	4.99	0.80	5.79	10.0	-4.21
	5230	46	ax (40MHz)	26	0	12.5/14.7 (MCS11)	4.85	0.80	5.65	10.0	-4.35
				26	8	12.5/14.7 (MCS11)	5.81	0.80	6.61	10.0	-3.39
				26	17	12.5/14.7 (MCS11)	4.47	0.80	5.27	10.0	-4.73
	5210	42	ax (80MHz)	26	0	12.5/14.7 (MCS11)	4.67	0.80	5.47	10.0	-4.53
				26	18	12.5/14.7 (MCS11)	3.73	0.80	4.53	10.0	-5.47
				26	36	12.5/14.7 (MCS11)	5.41	0.80	6.21	10.0	-3.79
	5250	50 (L)	ax (160MHz)	52	37	25/29.4 (MCS11)	5.10	0.80	5.90	10.0	-4.10
				52	52	25/29.4 (MCS11)	5.43	0.80	6.23	10.0	-3.77

Table 7-172. ISED Band 1 e.i.r.p. Power Spectral Density Measurements Antenna 3c (RU26)

	Frequency [MHz]	Channel	802.11 MODE	RU Size	RU Index	Data Rate [Mbps]	Measured Power Density [dBm/MHz]	Antenna Gain [dBi]	e.i.r.p. Power Density [dBm/MHz]	ISED Max e.i.r.p. Power Density [dBm/MHz]	Margin [dB]
Band 1	5180	36	ax (20MHz)	242	61	121.9/143.4 (MCS11)	5.20	0.80	6.00	10.0	-4.00
	5200	40	ax (20MHz)	242	61	121.9/143.4 (MCS11)	5.49	0.80	6.29	10.0	-3.71
	5240	48	ax (20MHz)	242	61	121.9/143.4 (MCS11)	5.46	0.80	6.26	10.0	-3.74
	5190	38	ax (40MHz)	484	65	243.8/286.8 (MCS11)	0.32	0.80	1.12	10.0	-8.88
	5230	46	ax (40MHz)	484	65	243.8/286.8 (MCS11)	4.45	0.80	5.25	10.0	-4.75
	5210	42	ax (80MHz)	996	67	510.4/600.5 (MCS11)	-4.48	0.80	-3.68	10.0	-13.68
	5250	50	ax (160MHz)	996x2	68	1020.8/1201 (MCS11)	-7.05	0.80	-6.25	10.0	-16.25

Table 7-173. ISED Band 1 e.i.r.p. Power Spectral Density Measurements Antenna 3c (Fully-loaded RU)

FCC ID: BCGA3267 IC: 579C-A3267		MEASUREMENT REPORT (CERTIFICATION)	Approved by: Technical Manager
Test Report S/N: 1C2410210073-22.BCG	Test Dates: 10/25/2024 - 1/2/2025	EUT Type: Tablet Device	Page 102 of 282



FCC ID: BCGA3267 IC: 579C-A3267		MEASUREMENT REPORT (CERTIFICATION)	Approved by: Technical Manager
Test Report S/N: 1C2410210073-22.BCG	Test Dates: 10/25/2024 - 1/2/2025	EUT Type: Tablet Device	Page 103 of 282

V 10.6 10/27/2023

Unless otherwise specified, no part of this report may be reproduced or utilized in any part, form or by any means, electronic or mechanical, including photocopying and microfilm, without permission in writing from Element Materials Technology. If you have any questions about this or have an enquiry about obtaining additional rights to this report or assembly of contents thereof, please contact ct.info@element.com.

7.5.2 Antenna 3a Power Spectral Density Measurements

	Frequency [MHz]	Channel No.	802.11 MODE	RU Size	RU Index	Data Rate [Mbps]	Measured Power Density [dBm/MHz]	Max Power Density [dBm/MHz]	Margin [dB]
Band 1	5180	36	ax (20MHz)	26	0	12.5/14.7 (MCS11)	7.75	11.0	-3.25
				26	4	12.5/14.7 (MCS11)	6.38	11.0	-4.62
				26	8	12.5/14.7 (MCS11)	7.50	11.0	-3.50
	5200	40	ax (20MHz)	26	0	12.5/14.7 (MCS11)	8.14	11.0	-2.86
				26	4	12.5/14.7 (MCS11)	6.89	11.0	-4.11
				26	8	12.5/14.7 (MCS11)	7.78	11.0	-3.22
	5240	48	ax (20MHz)	26	0	12.5/14.7 (MCS11)	7.53	11.0	-3.47
				26	4	12.5/14.7 (MCS11)	7.07	11.0	-3.93
				26	8	12.5/14.7 (MCS11)	7.83	11.0	-3.17
	5190	38	ax (40MHz)	26	0	12.5/14.7 (MCS11)	8.06	11.0	-2.94
				26	8	12.5/14.7 (MCS11)	7.50	11.0	-3.50
				26	17	12.5/14.7 (MCS11)	7.56	11.0	-3.44
	5230	46	ax (40MHz)	26	0	12.5/14.7 (MCS11)	7.34	11.0	-3.67
				26	8	12.5/14.7 (MCS11)	7.38	11.0	-3.62
				26	17	12.5/14.7 (MCS11)	7.96	11.0	-3.04
	5210	42	ax (80MHz)	26	0	12.5/14.7 (MCS11)	7.87	11.0	-3.13
				26	18	12.5/14.7 (MCS11)	6.30	11.0	-4.70
				26	36	12.5/14.7 (MCS11)	7.99	11.0	-3.01

Table 7-174. Bands 1 Power Spectral Density Measurements Antenna 3a (RU26)

FCC ID: BCGA3267 IC: 579C-A3267		MEASUREMENT REPORT (CERTIFICATION)	Approved by: Technical Manager
Test Report S/N: 1C2410210073-22.BCG	Test Dates: 10/25/2024 - 1/2/2025	EUT Type: Tablet Device	Page 104 of 282

V 10.6 10/27/2023

	Frequency [MHz]	Channel No.	802.11 MODE	RU Size	RU Index	Data Rate [Mbps]	Measured Power Density [dBm/MHz]	Max Power Density [dBm/MHz]	Margin [dB]	
Band 1/2A	5250	50 (L)	ax (160MHz)	52	37	25/29.4 (MCS11)	7.03	11.0	-3.97	
		50 (U)		52	52	25/29.4 (MCS11)	6.69	11.0	-4.32	
				52	52	25/29.4 (MCS11)	6.86	11.0	-4.14	
Band 2A	5260	52	ax (20MHz)	52	37	25/29.4 (MCS11)	8.36	11.0	-2.64	
				52	38	25/29.4 (MCS11)	8.16	11.0	-2.84	
				52	40	25/29.4 (MCS11)	8.02	11.0	-2.98	
	5280	60	ax (20MHz)	52	37	25/29.4 (MCS11)	7.76	11.0	-3.24	
				52	38	25/29.4 (MCS11)	8.07	11.0	-2.93	
				52	40	25/29.4 (MCS11)	8.28	11.0	-2.72	
	5320	64	ax (20MHz)	52	37	25/29.4 (MCS11)	7.91	11.0	-3.09	
				52	38	25/29.4 (MCS11)	7.91	11.0	-3.09	
				52	40	25/29.4 (MCS11)	7.68	11.0	-3.32	
	5270	54	ax (40MHz)	52	37	25/29.4 (MCS11)	8.00	11.0	-3.00	
				52	40	25/29.4 (MCS11)	7.75	11.0	-3.25	
				52	44	25/29.4 (MCS11)	7.87	11.0	-3.13	
	5310	62	ax (40MHz)	52	37	25/29.4 (MCS11)	7.83	11.0	-3.17	
				52	40	25/29.4 (MCS11)	8.43	11.0	-2.57	
				52	44	25/29.4 (MCS11)	7.67	11.0	-3.33	
	5290	58	ax (80MHz)	52	37	25/29.4 (MCS11)	7.82	11.0	-3.18	
				52	44	25/29.4 (MCS11)	7.88	11.0	-3.13	
				52	52	25/29.4 (MCS11)	7.71	11.0	-3.29	
	Band 2C	5500	100	ax (20MHz)	52	37	25/29.4 (MCS11)	8.08	11.0	-2.92
					52	38	25/29.4 (MCS11)	7.93	11.0	-3.07
52					40	25/29.4 (MCS11)	8.29	11.0	-2.72	
5580		116	ax (20MHz)	52	37	25/29.4 (MCS11)	8.12	11.0	-2.88	
				52	38	25/29.4 (MCS11)	8.49	11.0	-2.51	
				52	40	25/29.4 (MCS11)	8.05	11.0	-2.95	
5720		144	ax (20MHz)	52	37	25/29.4 (MCS11)	8.29	11.0	-2.72	
				52	38	25/29.4 (MCS11)	8.30	11.0	-2.70	
				52	40	25/29.4 (MCS11)	8.12	11.0	-2.88	
5510		102	ax (40MHz)	52	37	25/29.4 (MCS11)	7.59	11.0	-3.41	
				52	40	25/29.4 (MCS11)	7.66	11.0	-3.34	
				52	44	25/29.4 (MCS11)	7.87	11.0	-3.13	
5550		110	ax (40MHz)	52	37	25/29.4 (MCS11)	8.40	11.0	-2.61	
				52	40	25/29.4 (MCS11)	8.08	11.0	-2.93	
				52	44	25/29.4 (MCS11)	7.73	11.0	-3.27	
*5590		118	ax (40MHz)	52	37	25/29.4 (MCS11)	8.19	11.0	-2.81	
				52	40	25/29.4 (MCS11)	8.65	11.0	-2.35	
				52	44	25/29.4 (MCS11)	8.17	11.0	-2.83	
5670		134	ax (40MHz)	52	37	25/29.4 (MCS11)	8.20	11.0	-2.80	
				52	40	25/29.4 (MCS11)	8.37	11.0	-2.63	
				52	44	25/29.4 (MCS11)	8.02	11.0	-2.98	
5710		142	ax (40MHz)	52	37	25/29.4 (MCS11)	7.76	11.0	-3.24	
				52	40	25/29.4 (MCS11)	7.89	11.0	-3.11	
				52	44	25/29.4 (MCS11)	8.10	11.0	-2.90	
5530		106	ax (80MHz)	52	37	25/29.4 (MCS11)	8.34	11.0	-2.66	
				52	44	25/29.4 (MCS11)	8.02	11.0	-2.98	
				52	52	25/29.4 (MCS11)	8.04	11.0	-2.96	
*5610		122	ax (80MHz)	52	37	25/29.4 (MCS11)	7.98	11.0	-3.02	
				52	44	25/29.4 (MCS11)	7.86	11.0	-3.14	
				52	52	25/29.4 (MCS11)	8.18	11.0	-2.82	
5690		138	ax (80MHz)	52	37	25/29.4 (MCS11)	7.69	11.0	-3.31	
				52	44	25/29.4 (MCS11)	7.71	11.0	-3.29	
				52	52	25/29.4 (MCS11)	7.85	11.0	-3.15	
*5570		114 (L)	ax (160MHz)	52	37	25/29.4 (MCS11)	6.12	11.0	-4.89	
		114 (U)		52	52	25/29.4 (MCS11)	6.89	11.0	-4.11	
	52			52	25/29.4 (MCS11)	5.79	11.0	-5.22		

Table 7-175. Bands 1, 2A, 2C Power Spectral Density Measurements Antenna 3a (RU52)

*TDWR channel is not supported for ISED (denoted by a * next to the frequency)

FCC ID: BCGA3267 IC: 579C-A3267		MEASUREMENT REPORT (CERTIFICATION)	Approved by: Technical Manager
Test Report S/N: 1C2410210073-22.BCG	Test Dates: 10/25/2024 - 1/2/2025	EUT Type: Tablet Device	Page 105 of 282

V 10.6 10/27/2023

Unless otherwise specified, no part of this report may be reproduced or utilized in any part, form or by any means, electronic or mechanical, including photocopying and microfilm, without permission in writing from Element Materials Technology. If you have any questions about this or have an enquiry about obtaining additional rights to this report or assembly of contents thereof, please contact ct.info@element.com.

	Frequency [MHz]	Channel	802.11 MODE	RU Size	RU Index	Data Rate [Mbps]	Measured Power Density [dBm/MHz]	Max Power Density [dBm/MHz]	Margin [dB]
Band 1	5180	36	ax (20MHz)	242	61	121.9/143.4 (MCS11)	4.83	11.0	-6.18
	5200	40	ax (20MHz)	242	61	121.9/143.4 (MCS11)	8.17	11.0	-2.84
	5240	48	ax (20MHz)	242	61	121.9/143.4 (MCS11)	8.02	11.0	-2.98
	5190	38	ax (40MHz)	484	65	243.8/286.8 (MCS11)	0.90	11.0	-10.10
	5230	46	ax (40MHz)	484	65	243.8/286.8 (MCS11)	5.21	11.0	-5.79
	5210	42	ax (80MHz)	996	67	510.4/600.5 (MCS11)	-1.88	11.0	-12.88
Band 1/2A	5250	50	ax (160MHz)	996x2	68	1020.8/1201 (MCS11)	-7.29	11.0	-18.29
Band 2A	5260	52	ax (20MHz)	242	61	121.9/143.4 (MCS11)	8.14	11.0	-2.86
	5280	60	ax (20MHz)	242	61	121.9/143.4 (MCS11)	8.07	11.0	-2.93
	5320	64	ax (20MHz)	242	61	121.9/143.4 (MCS11)	4.75	11.0	-6.25
	5270	54	ax (40MHz)	484	65	243.8/286.8 (MCS11)	5.06	11.0	-5.94
	5310	62	ax (40MHz)	484	65	243.8/286.8 (MCS11)	-0.03	11.0	-11.03
	5290	58	ax (80MHz)	996	67	510.4/600.5 (MCS11)	-3.52	11.0	-14.52
Band 2C	5500	100	ax (20MHz)	242	61	121.9/143.4 (MCS11)	3.29	11.0	-7.71
	5580	116	ax (20MHz)	242	61	121.9/143.4 (MCS11)	8.49	11.0	-2.51
	5720	144	ax (20MHz)	242	61	121.9/143.4 (MCS11)	8.51	11.0	-2.49
	5510	102	ax (40MHz)	484	65	243.8/286.8 (MCS11)	-0.94	11.0	-11.94
	5550	110	ax (40MHz)	484	65	243.8/286.8 (MCS11)	3.74	11.0	-7.27
	*5590	118	ax (40MHz)	484	65	243.8/286.8 (MCS11)	5.74	11.0	-5.26
	5710	142	ax (40MHz)	484	65	243.8/286.8 (MCS11)	5.33	11.0	-5.68
	5530	106	ax (80MHz)	996	67	510.4/600.5 (MCS11)	-3.66	11.0	-14.66
	*5610	122	ax (80MHz)	996	67	510.4/600.5 (MCS11)	-0.07	11.0	-11.07
	5690	138	ax (80MHz)	996	67	510.4/600.5 (MCS11)	3.14	11.0	-7.86
	*5570	114	ax (160MHz)	996x2	68	1020.8/1201 (MCS11)	-8.29	11.0	-19.29

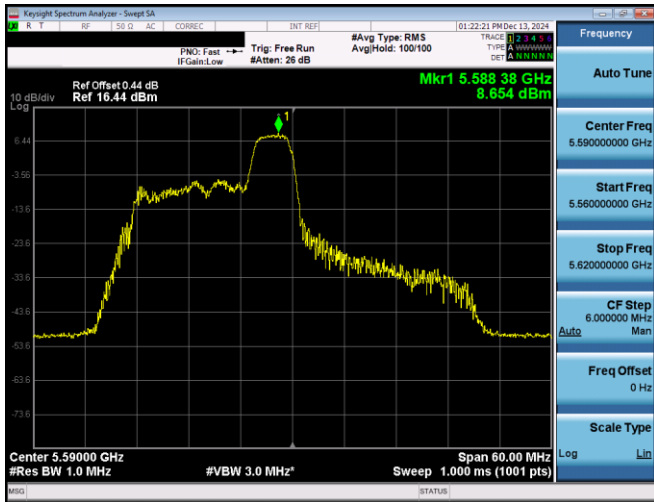
Table 7-176. Bands 1, 2A, 2C Power Spectral Density Measurements Antenna 3a (Fully-loaded RU)

*TDWR channel is not supported for ISSED (denoted by a * next to the frequency)

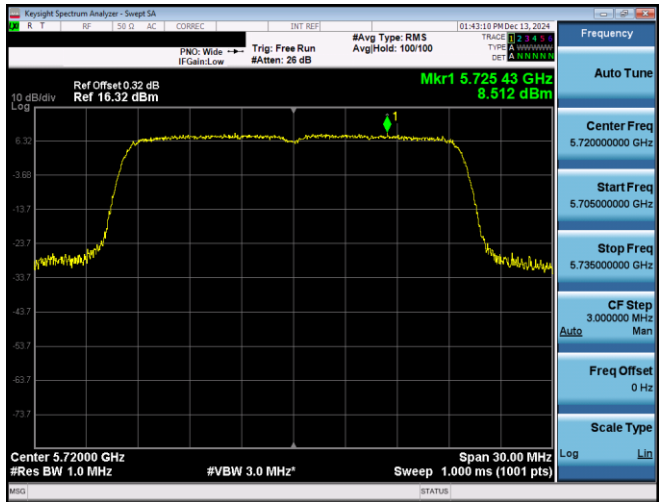
FCC ID: BCGA3267 IC: 579C-A3267		MEASUREMENT REPORT (CERTIFICATION)	Approved by: Technical Manager
Test Report S/N: 1C2410210073-22.BCG	Test Dates: 10/25/2024 - 1/2/2025	EUT Type: Tablet Device	Page 106 of 282

V 10.6 10/27/2023

Unless otherwise specified, no part of this report may be reproduced or utilized in any part, form or by any means, electronic or mechanical, including photocopying and microfilm, without permission in writing from Element Materials Technology. If you have any questions about this or have an enquiry about obtaining additional rights to this report or assembly of contents thereof, please contact ct.info@element.com.



Plot 7-19. (FCC Only) PSD Antenna 3a (40MHz BW 11ax Index40 – RU52 – Ch.118)



Plot 7-20. PSD Antenna 3a (20MHz BW 11ax– RU242 – Ch.144)

FCC ID: BCGA3267 IC: 579C-A3267		MEASUREMENT REPORT (CERTIFICATION)	Approved by: Technical Manager
Test Report S/N: 1C2410210073-22.BCG	Test Dates: 10/25/2024 - 1/2/2025	EUT Type: Tablet Device	Page 107 of 282

V 10.6 10/27/2023

Unless otherwise specified, no part of this report may be reproduced or utilized in any part, form or by any means, electronic or mechanical, including photocopying and microfilm, without permission in writing from Element Materials Technology. If you have any questions about this or have an enquiry about obtaining additional rights to this report or assembly of contents thereof, please contact ct.info@element.com.

	Frequency [MHz]	Channel No.	802.11 MODE	RU Size	RU Index	Data Rate [Mbps]	Measured Power Density [dBm/500kHz]	Max Permissible Power Density [dBm/500kHz]	Margin [dB]
Band 3	5745	149	ax (20MHz)	26	0	12.5/14.7 (MCS11)	5.24	30.0	-24.76
				26	4	12.5/14.7 (MCS11)	5.16	30.0	-24.84
				26	8	12.5/14.7 (MCS11)	5.36	30.0	-24.64
	5785	157	ax (20MHz)	26	0	12.5/14.7 (MCS11)	4.77	30.0	-25.23
				26	4	12.5/14.7 (MCS11)	4.91	30.0	-25.09
				26	8	12.5/14.7 (MCS11)	4.96	30.0	-25.04
	5825	165	ax (20MHz)	26	0	12.5/14.7 (MCS11)	5.04	30.0	-24.96
				26	4	12.5/14.7 (MCS11)	4.99	30.0	-25.01
				26	8	12.5/14.7 (MCS11)	4.64	30.0	-25.36
	5755	151	ax (40MHz)	26	0	12.5/14.7 (MCS11)	4.90	30.0	-25.10
				26	8	12.5/14.7 (MCS11)	4.93	30.0	-25.07
				26	17	12.5/14.7 (MCS11)	5.36	30.0	-24.64
	5795	159	ax (40MHz)	26	0	12.5/14.7 (MCS11)	5.10	30.0	-24.90
				26	8	12.5/14.7 (MCS11)	5.03	30.0	-24.97
				26	17	12.5/14.7 (MCS11)	5.27	30.0	-24.73
	5775	155	ax (80MHz)	26	0	12.5/14.7 (MCS11)	5.38	30.0	-24.62
				26	18	12.5/14.7 (MCS11)	5.03	30.0	-24.97
				26	36	12.5/14.7 (MCS11)	5.41	30.0	-24.59

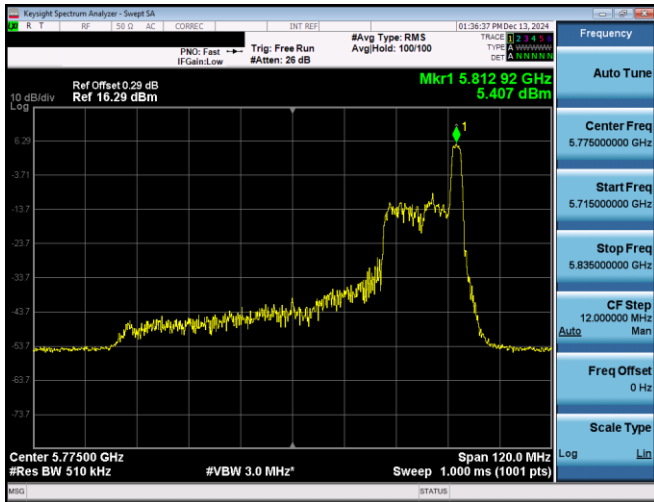
Table 7-177. Band 3 Power Spectral Density Measurements Antenna 3a (RU26)

	Frequency [MHz]	Channel	802.11 MODE	RU Size	RU Index	Data Rate [Mbps]	Measured Power Density [dBm/500kHz]	Max Permissible Power Density [dBm/500kHz]	Margin [dB]
Band 3	5745	149	ax (20MHz)	242	61	121.9/143.4 (MCS11)	5.21	30.0	-24.80
	5785	157	ax (20MHz)	242	61	121.9/143.4 (MCS11)	5.78	30.0	-24.22
	5825	165	ax (20MHz)	242	61	121.9/143.4 (MCS11)	5.84	30.0	-24.16
	5755	151	ax (40MHz)	484	65	243.8/286.8 (MCS11)	2.30	30.0	-27.70
	5795	159	ax (40MHz)	484	65	243.8/286.8 (MCS11)	2.45	30.0	-27.55
	5775	155	ax (80MHz)	996	67	510.4/600.5 (MCS11)	-2.51	30.0	-32.51

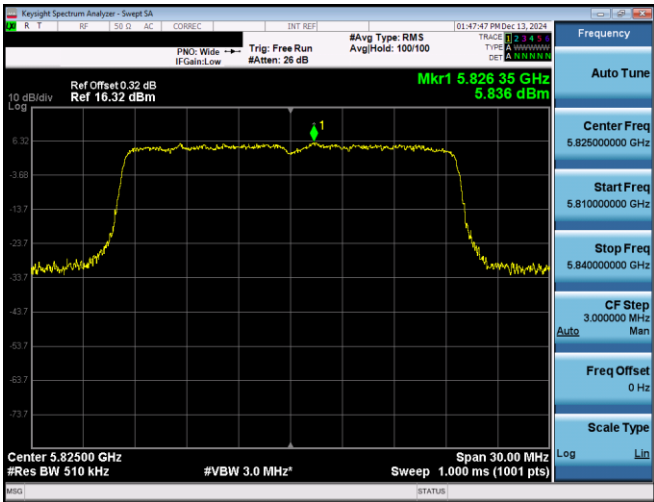
Table 7-178. Band 3 Power Spectral Density Measurements Antenna 3a (Fully-loaded RU)

FCC ID: BCGA3267 IC: 579C-A3267	 MEASUREMENT REPORT (CERTIFICATION)		Approved by: Technical Manager
Test Report S/N: 1C2410210073-22.BCG	Test Dates: 10/25/2024 - 1/2/2025	EUT Type: Tablet Device	Page 108 of 282

V 10.6 10/27/2023



Plot 7-21. PSD Antenna 3a (80MHz BW 11ax Index 36 – RU26 – Ch.155)



Plot 7-22. PSD Antenna 3a (20MHz BW 11ax– RU242 – Ch.165)

FCC ID: BCGA3267 IC: 579C-A3267	element	MEASUREMENT REPORT (CERTIFICATION)	Approved by: Technical Manager
Test Report S/N: 1C2410210073-22.BCG	Test Dates: 10/25/2024 - 1/2/2025	EUT Type: Tablet Device	Page 109 of 282

V 10.6 10/27/2023

Unless otherwise specified, no part of this report may be reproduced or utilized in any part, form or by any means, electronic or mechanical, including photocopying and microfilm, without permission in writing from Element Materials Technology. If you have any questions about this or have an enquiry about obtaining additional rights to this report or assembly of contents thereof, please contact ct.info@element.com.

	Frequency [MHz]	Channel No.	802.11 MODE	RU Size	RU Index	Data Rate [Mbps]	Measured Power Density [dBm/MHz]	Antenna Gain [dBi]	e.i.r.p. Power Density [dBm/MHz]	ISED Max e.i.r.p. Power Density [dBm/MHz]	Margin [dB]
Band 1	5180	36	ax (20MHz)	26	0	12.5/14.7 (MCS11)	4.33	2.00	6.33	10.0	-3.68
				26	4	12.5/14.7 (MCS11)	3.92	2.00	5.92	10.0	-4.08
				26	8	12.5/14.7 (MCS11)	4.81	2.00	6.81	10.0	-3.20
	5200	40	ax (20MHz)	26	0	12.5/14.7 (MCS11)	4.35	2.00	6.35	10.0	-3.65
				26	4	12.5/14.7 (MCS11)	4.32	2.00	6.32	10.0	-3.68
				26	8	12.5/14.7 (MCS11)	4.55	2.00	6.55	10.0	-3.45
	5240	48	ax (20MHz)	26	0	12.5/14.7 (MCS11)	4.59	2.00	6.59	10.0	-3.41
				26	4	12.5/14.7 (MCS11)	4.08	2.00	6.08	10.0	-3.92
				26	8	12.5/14.7 (MCS11)	4.98	2.00	6.98	10.0	-3.03
	5190	38	ax (40MHz)	26	0	12.5/14.7 (MCS11)	4.25	2.00	6.25	10.0	-3.75
				26	8	12.5/14.7 (MCS11)	4.86	2.00	6.86	10.0	-3.15
				26	17	12.5/14.7 (MCS11)	4.33	2.00	6.33	10.0	-3.67
	5230	46	ax (40MHz)	26	0	12.5/14.7 (MCS11)	4.51	2.00	6.51	10.0	-3.50
				26	8	12.5/14.7 (MCS11)	5.56	2.00	7.56	10.0	-2.44
				26	17	12.5/14.7 (MCS11)	4.67	2.00	6.67	10.0	-3.33
	5210	42	ax (80MHz)	26	0	12.5/14.7 (MCS11)	4.23	2.00	6.23	10.0	-3.77
				26	18	12.5/14.7 (MCS11)	3.17	2.00	5.17	10.0	-4.83
				26	36	12.5/14.7 (MCS11)	4.42	2.00	6.42	10.0	-3.58
	5250	50 (L)	ax (160MHz)	52	37	25/29.4 (MCS11)	4.71	2.00	6.71	10.0	-3.29
				52	52	25/29.4 (MCS11)	5.01	2.00	7.01	10.0	-2.99

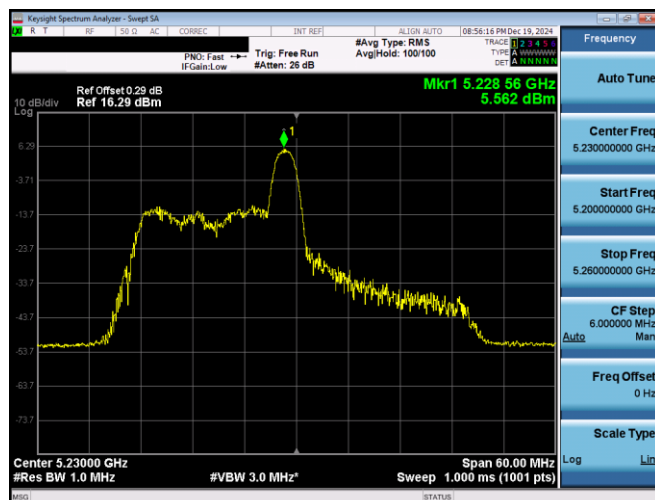
Table 7-179. ISED Band 1 e.i.r.p. Power Spectral Density Measurements Antenna 3a (RU26)

	Frequency [MHz]	Channel	802.11 MODE	RU Size	RU Index	Data Rate [Mbps]	Measured Power Density [dBm/MHz]	Antenna Gain [dBi]	e.i.r.p. Power Density [dBm/MHz]	ISED Max e.i.r.p. Power Density [dBm/MHz]	Margin [dB]
Band 1	5180	36	ax (20MHz)	242	61	121.9/143.4 (MCS11)	4.65	2.00	6.65	10.0	-3.36
	5200	40	ax (20MHz)	242	61	121.9/143.4 (MCS11)	5.54	2.00	7.54	10.0	-2.46
	5240	48	ax (20MHz)	242	61	121.9/143.4 (MCS11)	5.49	2.00	7.49	10.0	-2.51
	5190	38	ax (40MHz)	484	65	243.8/286.8 (MCS11)	0.05	2.00	2.05	10.0	-7.95
	5230	46	ax (40MHz)	484	65	243.8/286.8 (MCS11)	4.37	2.00	6.37	10.0	-3.63
	5210	42	ax (80MHz)	996	67	510.4/600.5 (MCS11)	-4.27	2.00	-2.27	10.0	-12.27
	5250	50	ax (160MHz)	996x2	68	1020.8/1201 (MCS11)	-8.08	2.00	-6.08	10.0	-16.08

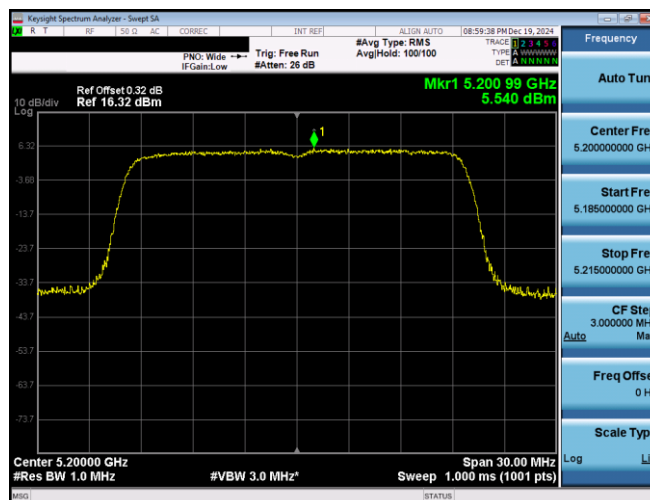
Table 7-180. ISED Band 1 e.i.r.p. Power Spectral Density Measurements Antenna 3a (Fully-loaded RU)

FCC ID: BCGA3267 IC: 579C-A3267	 MEASUREMENT REPORT (CERTIFICATION)		Approved by: Technical Manager
Test Report S/N: 1C2410210073-22.BCG	Test Dates: 10/25/2024 - 1/2/2025	EUT Type: Tablet Device	Page 110 of 282

V 10.6 10/27/2023



Plot 7-23. PSD Antenna 3a (40MHz BW 11ax Index 8 – RU26 – Ch.46)



Plot 7-24. PSD Antenna 3a (20MHz BW 11ax– RU242 – Ch.40)

FCC ID: BCGA3267 IC: 579C-A3267		MEASUREMENT REPORT (CERTIFICATION)	Approved by: Technical Manager
Test Report S/N: 1C2410210073-22.BCG	Test Dates: 10/25/2024 - 1/2/2025	EUT Type: Tablet Device	Page 111 of 282

V 10.6 10/27/2023

Unless otherwise specified, no part of this report may be reproduced or utilized in any part, form or by any means, electronic or mechanical, including photocopying and microfilm, without permission in writing from Element Materials Technology. If you have any questions about this or have an enquiry about obtaining additional rights to this report or assembly of contents thereof, please contact ct.info@element.com.

7.5.3 Antenna 1b Power Spectral Density Measurements

	Frequency [MHz]	Channel No.	802.11 MODE	RU Size	RU Index	Data Rate [Mbps]	Measured Power Density [dBm/MHz]	Max Power Density [dBm/MHz]	Margin [dB]
Band 1	5180	36	ax (20MHz)	26	0	12.5/14.7 (MCS11)	7.30	11.0	-3.70
				26	4	12.5/14.7 (MCS11)	6.23	11.0	-4.77
				26	8	12.5/14.7 (MCS11)	6.93	11.0	-4.07
	5200	40	ax (20MHz)	26	0	12.5/14.7 (MCS11)	7.41	11.0	-3.59
				26	4	12.5/14.7 (MCS11)	6.11	11.0	-4.89
				26	8	12.5/14.7 (MCS11)	7.05	11.0	-3.95
	5240	48	ax (20MHz)	26	0	12.5/14.7 (MCS11)	7.32	11.0	-3.68
				26	4	12.5/14.7 (MCS11)	6.59	11.0	-4.41
				26	8	12.5/14.7 (MCS11)	7.21	11.0	-3.79
	5190	38	ax (40MHz)	26	0	12.5/14.7 (MCS11)	6.64	11.0	-4.36
				26	8	12.5/14.7 (MCS11)	7.59	11.0	-3.41
				26	17	12.5/14.7 (MCS11)	6.92	11.0	-4.08
	5230	46	ax (40MHz)	26	0	12.5/14.7 (MCS11)	6.81	11.0	-4.19
				26	8	12.5/14.7 (MCS11)	7.57	11.0	-3.43
				26	17	12.5/14.7 (MCS11)	7.27	11.0	-3.73
	5210	42	ax (80MHz)	26	0	12.5/14.7 (MCS11)	7.02	11.0	-3.98
				26	18	12.5/14.7 (MCS11)	5.39	11.0	-5.61
				26	36	12.5/14.7 (MCS11)	7.04	11.0	-3.96

Table 7-181. Bands 1 Power Spectral Density Measurements Antenna 1b (RU26)

FCC ID: BCGA3267 IC: 579C-A3267		MEASUREMENT REPORT (CERTIFICATION)	Approved by: Technical Manager
Test Report S/N: 1C2410210073-22.BCG	Test Dates: 10/25/2024 - 1/2/2025	EUT Type: Tablet Device	Page 112 of 282

V 10.6 10/27/2023

	Frequency [MHz]	Channel No.	802.11 MODE	RU Size	RU Index	Data Rate [Mbps]	Measured Power Density [dBm/MHz]	Max Power Density [dBm/MHz]	Margin [dB]
Band 1/2A	5250	50 (L)	ax (160MHz)	52	37	25/29.4 (MCS11)	6.34	11.0	-4.66
		52		52	25/29.4 (MCS11)	6.23	11.0	-4.77	
		50 (U)		52	52	25/29.4 (MCS11)	6.08	11.0	-4.92
Band 2A	5260	52	ax (20MHz)	52	37	25/29.4 (MCS11)	7.82	11.0	-3.18
				52	38	25/29.4 (MCS11)	7.87	11.0	-3.13
				52	40	25/29.4 (MCS11)	7.97	11.0	-3.03
	5280	60	ax (20MHz)	52	37	25/29.4 (MCS11)	7.67	11.0	-3.33
				52	38	25/29.4 (MCS11)	7.52	11.0	-3.48
				52	40	25/29.4 (MCS11)	7.20	11.0	-3.81
	5320	64	ax (20MHz)	52	37	25/29.4 (MCS11)	7.26	11.0	-3.74
				52	38	25/29.4 (MCS11)	7.48	11.0	-3.52
				52	40	25/29.4 (MCS11)	7.37	11.0	-3.63
	5270	54	ax (40MHz)	52	37	25/29.4 (MCS11)	7.67	11.0	-3.33
				52	40	25/29.4 (MCS11)	7.62	11.0	-3.38
				52	44	25/29.4 (MCS11)	7.68	11.0	-3.32
	5310	62	ax (40MHz)	52	37	25/29.4 (MCS11)	7.46	11.0	-3.54
				52	40	25/29.4 (MCS11)	7.84	11.0	-3.16
				52	44	25/29.4 (MCS11)	6.86	11.0	-4.14
	5290	58	ax (80MHz)	52	37	25/29.4 (MCS11)	7.16	11.0	-3.84
				52	44	25/29.4 (MCS11)	7.17	11.0	-3.83
				52	52	25/29.4 (MCS11)	7.19	11.0	-3.81
Band 2C	5500	100	ax (20MHz)	52	37	25/29.4 (MCS11)	7.57	11.0	-3.43
				52	38	25/29.4 (MCS11)	7.58	11.0	-3.42
				52	40	25/29.4 (MCS11)	7.36	11.0	-3.64
	5580	116	ax (20MHz)	52	37	25/29.4 (MCS11)	7.66	11.0	-3.34
				52	38	25/29.4 (MCS11)	7.39	11.0	-3.61
				52	40	25/29.4 (MCS11)	7.72	11.0	-3.28
	5720	144	ax (20MHz)	52	37	25/29.4 (MCS11)	7.30	11.0	-3.70
				52	38	25/29.4 (MCS11)	7.44	11.0	-3.56
				52	40	25/29.4 (MCS11)	7.68	11.0	-3.32
	5510	102	ax (40MHz)	52	37	25/29.4 (MCS11)	7.79	11.0	-3.21
				52	40	25/29.4 (MCS11)	7.35	11.0	-3.65
				52	44	25/29.4 (MCS11)	7.42	11.0	-3.58
	5550	110	ax (40MHz)	52	37	25/29.4 (MCS11)	7.23	11.0	-3.77
				52	40	25/29.4 (MCS11)	7.31	11.0	-3.69
				52	44	25/29.4 (MCS11)	6.89	11.0	-4.11
	*5590	118	ax (40MHz)	52	37	25/29.4 (MCS11)	7.51	11.0	-3.49
				52	40	25/29.4 (MCS11)	7.49	11.0	-3.51
				52	44	25/29.4 (MCS11)	7.42	11.0	-3.58
	5670	134	ax (40MHz)	52	37	25/29.4 (MCS11)	7.59	11.0	-3.41
				52	40	25/29.4 (MCS11)	7.08	11.0	-3.92
				52	44	25/29.4 (MCS11)	7.33	11.0	-3.67
	5710	142	ax (40MHz)	52	37	25/29.4 (MCS11)	6.73	11.0	-4.27
				52	40	25/29.4 (MCS11)	7.28	11.0	-3.72
				52	44	25/29.4 (MCS11)	7.46	11.0	-3.54
	5530	106	ax (80MHz)	52	37	25/29.4 (MCS11)	7.62	11.0	-3.38
				52	44	25/29.4 (MCS11)	7.39	11.0	-3.61
				52	52	25/29.4 (MCS11)	7.41	11.0	-3.59
	*5610	122	ax (80MHz)	52	37	25/29.4 (MCS11)	7.28	11.0	-3.72
				52	44	25/29.4 (MCS11)	7.80	11.0	-3.20
				52	52	25/29.4 (MCS11)	7.89	11.0	-3.11
	5690	138	ax (80MHz)	52	37	25/29.4 (MCS11)	7.57	11.0	-3.43
				52	44	25/29.4 (MCS11)	7.09	11.0	-3.91
				52	52	25/29.4 (MCS11)	7.37	11.0	-3.63
	*5570	114 (L)	ax (160MHz)	52	37	25/29.4 (MCS11)	5.48	11.0	-5.52
		114 (U)		52	52	25/29.4 (MCS11)	5.07	11.0	-5.94
				52	52	25/29.4 (MCS11)	4.75	11.0	-6.26

Table 7-182. Bands 1, 2A, 2C Power Spectral Density Measurements Antenna 1b (RU52)

*TDWR channel is not supported for ISED (denoted by a * next to the frequency)

FCC ID: BCGA3267 IC: 579C-A3267		MEASUREMENT REPORT (CERTIFICATION)	Approved by: Technical Manager
Test Report S/N: 1C2410210073-22.BCG	Test Dates: 10/25/2024 - 1/2/2025	EUT Type: Tablet Device	Page 113 of 282

V 10.6 10/27/2023

Unless otherwise specified, no part of this report may be reproduced or utilized in any part, form or by any means, electronic or mechanical, including photocopying and microfilm, without permission in writing from Element Materials Technology. If you have any questions about this or have an enquiry about obtaining additional rights to this report or assembly of contents thereof, please contact ct.info@element.com.