

**PART 96 MEASUREMENT REPORT****Applicant Name:**

Apple Inc.  
One Apple Park Way  
Cupertino, CA 95014  
United States

**Date of Testing:**

7/1/2024-12/25/2024

**Test Report Issue Date:**

1/23/2025

**Test Site/Location:**

Element Materials Technology, Morgan Hill, CA, USA

**Test Report Serial No.:**

1C2410210073-13-R1.BCG

**FCC ID:**

**BCGA3267**

**Applicant Name:**

**Apple Inc.**

**Application Type:**

Certification

**Model:**

A3267, A3270

**EUT Type:**

Tablet Device

**FCC Classification:**

Citizens Band End User Devices (CBE)

**FCC Rule Part:**

96

**Test Procedure(s):**

ANSI C63.26-2015, ANSI/TIA-603-E-2016,  
KDB 971168 D01 v03r01, KDB 940660 D01 v03,  
WINNF-TS-0122 v1.0.2

This equipment has been shown to be capable of compliance with the applicable technical standards as indicated in the measurement report and was tested in accordance with the measurement procedures specified in §2.947. Test results reported herein relate only to the item(s) tested.


This revised Test Report (S/N: 1C2410210073-13-R1.BCG) supersedes and replaces the previously issued test report on the same subject device for the same type of testing as indicated. Please discard or destroy the previously issued test report(s) and dispose accordingly

I attest to the accuracy of data. All measurements reported herein were performed by me or were made under my supervision and are correct to the best of my knowledge and belief. I assume full responsibility for the completeness of these measurements and vouch for the qualifications of all persons taking them.



RJ Ortanez  
Executive Vice President




<b>FCC ID:</b> BCGA3267	 <b>PART 96 MEASUREMENT REPORT</b>	<b>Approved by:</b> Technical Manager
<b>Test Report S/N:</b> 1C2410210073-13-R1.BCG	<b>Test Dates:</b> 7/1/2024-12/25/2024	<b>EUT Type:</b> Tablet Device
		Page 1 of 139

V2.2 09/07/2023

Unless otherwise specified, no part of this report may be reproduced or utilized in any part, form or by any means, electronic or mechanical, including photocopying and microfilm, without permission in writing from Element Materials Technology. If you have any questions about this or have an enquiry about obtaining additional rights to this report or assembly of contents thereof, please contact [ct.info@element.com](mailto:ct.info@element.com).

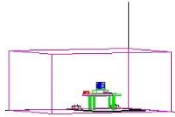
## TABLE OF CONTENTS

1.0	INTRODUCTION .....	4
1.1	Scope .....	4
1.2	Element Materials Technology Test Location.....	4
1.3	Test Facility / Accreditations.....	4
2.0	PRODUCT INFORMATION.....	5
2.1	Equipment Description .....	5
2.2	Device Capabilities.....	5
2.3	Antenna Description .....	6
2.4	Test Support Equipment.....	6
2.5	Test Configuration .....	7
2.6	Software and Firmware .....	7
2.7	EMI Suppression Device(s)/Modifications .....	7
3.0	DESCRIPTION OF TESTS .....	8
3.1	Measurement Procedure.....	8
3.2	Radiated Spurious Emissions .....	8
4.0	MEASUREMENT UNCERTAINTY .....	9
5.0	TEST EQUIPMENT CALIBRATION DATA .....	10
6.0	SAMPLE CALCULATIONS .....	11
7.0	TEST RESULTS.....	12
7.1	Summary.....	12
7.2	Occupied Bandwidth .....	14
7.3	Spurious and Harmonic Emissions at Antenna Terminal .....	44
7.4	Band Edge Emissions at Antenna Terminal .....	63
7.5	Peak-Average Ratio .....	80
7.6	Radiated Power (EIRP).....	102
7.7	Radiated Spurious Emissions .....	116
7.8	Frequency Stability / Temperature Variation .....	133
7.9	End User Device Additional Requirement (CBSD Protocol).....	136
8.0	CONCLUSION.....	139

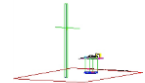
<b>FCC ID:</b> BCGA3267	 <b>PART 96 MEASUREMENT REPORT</b>	<b>Approved by:</b> Technical Manager
<b>Test Report S/N:</b> 1C2410210073-13-R1.BCG	<b>Test Dates:</b> 7/1/2024-12/25/2024	<b>EUT Type:</b> Tablet Device
		Page 2 of 139

V2.2 09/07/2023

Unless otherwise specified, no part of this report may be reproduced or utilized in any part, form or by any means, electronic or mechanical, including photocopying and microfilm, without permission in writing from Element Materials Technology. If you have any questions about this or have an enquiry about obtaining additional rights to this report or assembly of contents thereof, please contact [ct.info@element.com](mailto:ct.info@element.com).




## PART 96 MEASUREMENT REPORT



Mode	Bandwidth	Modulation	Tx Frequency Range [MHz]	OBW [MHz]	PAR at 0.1% [dB]	EIRP		Emission Designator
						Max. Power [W]	Max. Power [dBm]	
LTE Band 48	5 MHz	QPSK	3552.5 - 3697.5	4.5227	7.17	0.178	22.50	4M52G7W
		16QAM	3552.5 - 3697.5	4.5363	7.86	0.141	21.48	4M54D7W
		64QAM	3552.5 - 3697.5	4.5058	8.66	0.112	20.48	4M51D7W
		256QAM	3552.5 - 3697.5	4.5361	8.63	0.058	17.60	4M54D7W
	10 MHz	QPSK	3555.0 - 3695.0	9.0211	7.18	0.178	22.50	9M02G7W
		16QAM	3555.0 - 3695.0	8.9906	7.90	0.141	21.50	8M99D7W
		64QAM	3555.0 - 3695.0	9.0147	8.28	0.112	20.49	9M01D7W
		256QAM	3555.0 - 3695.0	9.0313	8.60	0.057	17.58	9M03D7W
	15 MHz	QPSK	3557.5 - 3692.5	13.5164	6.92	0.178	22.50	13M5G7W
		16QAM	3557.5 - 3692.5	13.5190	7.80	0.141	21.49	13M5D7W
		64QAM	3557.5 - 3692.5	13.5164	8.44	0.112	20.50	13M5D7W
		256QAM	3557.5 - 3692.5	13.5103	8.46	0.058	17.60	13M5D7W
	20 MHz	QPSK	3560.0 - 3690.0	17.9833	6.97	0.177	22.49	18M0G7W
		16QAM	3560.0 - 3690.0	17.9777	8.16	0.141	21.50	18M0D7W
		64QAM	3560.0 - 3690.0	17.9030	8.49	0.111	20.45	17M9D7W
		256QAM	3560.0 - 3690.0	18.0470	8.41	0.057	17.59	18M0D7W
LTE ULCA Band 48	20 + 5 MHz	QPSK	3562.5 - 3687.5	23.3695	-	0.174	22.41	23M4G7W
		16QAM	3562.5 - 3687.5	23.2692	-	0.167	22.22	23M3D7W
		64QAM	3562.5 - 3687.5	23.2245	-	0.161	22.07	23M2D7W
		256QAM	3562.5 - 3687.5	23.3301	-	0.160	22.05	23M3D7W
	20 + 10 MHz	QPSK	3565.0 - 3685.0	27.9949	-	0.176	22.46	28M0G7W
		16QAM	3565.0 - 3685.0	28.0242	-	0.168	22.25	28M0D7W
		64QAM	3565.0 - 3685.0	28.0433	-	0.167	22.22	28M0D7W
		256QAM	3565.0 - 3685.0	28.0291	-	0.162	22.09	28M0D7W
	20 + 15 MHz	QPSK	3567.5 - 3682.5	32.8777	-	0.175	22.43	32M9G7W
		16QAM	3567.5 - 3682.5	32.8564	-	0.161	22.07	32M9D7W
		64QAM	3567.5 - 3682.5	32.8429	-	0.159	22.01	32M8D7W
		256QAM	3567.5 - 3682.5	32.8069	-	0.160	22.03	32M8D7W
	20 + 20 MHz	QPSK	3570.0 - 3680.0	37.7604	-	0.177	22.49	37M8G7W
		16QAM	3570.0 - 3680.0	37.6943	-	0.164	22.16	37M7D7W
		64QAM	3570.0 - 3680.0	37.6821	-	0.161	22.07	37M7D7W
		256QAM	3570.0 - 3680.0	37.6968	-	0.160	22.05	37M7D7W
NR Band n48	10 MHz	$\pi/2$ BPSK	3555.0 - 3695.0	8.5619	4.05	0.178	22.50	8M56G7W
		QPSK	3555.0 - 3695.0	8.9752	5.31	0.177	22.49	8M98G7W
		16QAM	3555.0 - 3695.0	8.9580	5.97	0.141	21.48	8M96D7W
		64QAM	3555.0 - 3695.0	8.9984	6.18	0.111	20.47	9M00D7W
		256QAM	3555.0 - 3695.0	8.9368	6.29	0.058	17.60	8M94D7W
	15 MHz	$\pi/2$ BPSK	3555.0 - 3695.0	12.9025	3.88	0.178	22.50	12M9G7W
		QPSK	3555.0 - 3695.0	12.9258	5.16	0.177	22.48	12M9G7W
		16QAM	3555.0 - 3695.0	12.8976	5.97	0.141	21.49	12M9D7W
		64QAM	3555.0 - 3695.0	12.8753	6.21	0.111	20.46	12M9D7W
		256QAM	3555.0 - 3695.0	12.9285	6.52	0.057	17.57	12M9D7W
	20 MHz	$\pi/2$ BPSK	3560.0 - 3690.0	17.9061	4.01	0.178	22.50	17M9G7W
		QPSK	3560.0 - 3690.0	18.3091	5.25	0.177	22.49	18M3G7W
		16QAM	3560.0 - 3690.0	18.2318	5.99	0.141	21.50	18M2D7W
		64QAM	3560.0 - 3690.0	18.2447	6.39	0.111	20.46	18M2D7W
		256QAM	3560.0 - 3690.0	18.2293	6.43	0.057	17.59	18M2D7W
	30 MHz	$\pi/2$ BPSK	3570.0 - 3680.0	26.7459	4.16	0.177	22.47	26M7G7W
		QPSK	3570.0 - 3680.0	26.8682	5.31	0.178	22.50	26M9G7W
		16QAM	3570.0 - 3680.0	26.8807	6.10	0.140	21.46	26M9D7W
		64QAM	3570.0 - 3680.0	26.8339	6.36	0.112	20.50	26M8D7W
		256QAM	3570.0 - 3680.0	26.8764	6.50	0.058	17.60	26M9D7W
	40 MHz	$\pi/2$ BPSK	3570.0 - 3680.0	35.8853	3.96	0.177	22.49	35M9G7W
		QPSK	3570.0 - 3680.0	37.9372	5.30	0.177	22.48	37M9G7W
		16QAM	3570.0 - 3680.0	38.0207	6.05	0.141	21.50	38M0D7W
		64QAM	3570.0 - 3680.0	37.9541	6.30	0.112	20.50	38M0D7W
		256QAM	3570.0 - 3680.0	37.9558	6.31	0.057	17.59	38M0D7W

### EUT Overview

FCC ID: BCGA3267		PART 96 MEASUREMENT REPORT	Approved by: Technical Manager
Test Report S/N: 1C2410210073-13-R1.BCG	Test Dates: 7/1/2024-12/25/2024	EUT Type: Tablet Device	Page 3 of 139

V2.2 09/07/2023

Unless otherwise specified, no part of this report may be reproduced or utilized in any part, form or by any means, electronic or mechanical, including photocopying and microfilm, without permission in writing from Element Materials Technology. If you have any questions about this or have an enquiry about obtaining additional rights to this report or assembly of contents thereof, please contact [ct.info@element.com](mailto:ct.info@element.com).

## 1.0 INTRODUCTION

### 1.1 Scope

Measurement and determination of electromagnetic emissions (EMC) of radio frequency devices including intentional and/or unintentional radiators for compliance with the technical rules and regulations of the Federal Communications Commission.


### 1.2 Element Materials Technology Test Location

These measurement tests were conducted at the Element Materials Technology facility located at 18855 Adams Court, Morgan Hill, CA 95037. The measurement facility is compliant with the test site requirements specified in ANSI C63.4-2014 and KDB 414788 D01 v01r01.

### 1.3 Test Facility / Accreditations

**Measurements were performed at Element Materials Technology located in Morgan Hill, CA 95037, U.S.A.**

- Element Materials Technology is a CBRS Alliance (OnGo) Approved Test Lab
- Element Materials Technology is a WinnForum Approved Test Lab
- Element Materials Technology is an ISO 17025-2017 accredited test facility under the American Association for Laboratory Accreditation (A2LA) with Certificate number 2041.02 for Specific Absorption Rate (SAR), Hearing Aid Compatibility (HAC) testing, where applicable, and Electromagnetic Compatibility (EMC) testing for FCC and Innovation, Science, and Economic Development Canada rules.
- Element Washington DC LLC TCB is a Telecommunication Certification Body (TCB) accredited to ISO/IEC 17065-2012 by A2LA (Certificate number 2041.03) in all scopes of FCC Rules and ISED Standards (RSS).
- Element Materials Technology facility is a registered (22831) test laboratory with the site description on file with ISED.
- Element Washington DC LLC is a Recognized U.S. Certification Assessment Body (CAB # US0110) for ISED Canada as designated by NIST under the U.S. and Canada Mutual Recognition Agreements (MRAs).

FCC ID: BCGA3267	 <b>PART 96 MEASUREMENT REPORT</b>	Approved by: Technical Manager
Test Report S/N: 1C2410210073-13-R1.BCG	Test Dates: 7/1/2024-12/25/2024	EUT Type: Tablet Device
		Page 4 of 139

V2.2 09/07/2023

Unless otherwise specified, no part of this report may be reproduced or utilized in any part, form or by any means, electronic or mechanical, including photocopying and microfilm, without permission in writing from Element Materials Technology. If you have any questions about this or have an enquiry about obtaining additional rights to this report or assembly of contents thereof, please contact [ct.info@element.com](mailto:ct.info@element.com).

## 2.0 PRODUCT INFORMATION

### 2.1 Equipment Description

The Equipment Under Test (EUT) is the **Apple Table Device FCC ID:BCGA3267**. The test data contained in this report pertains only to the emissions due to the EUT's LTE Band 48 and NR FR1 n48 operation in the CBRS band. Per FCC Part 96, this device is evaluated under Citizens Band End User Devices (CBE).

**Test Device Serial No.:** WJR90Q30N3, LYHQ6QQTKY, D4WG6WKFL6, DLXH5R0001N0000RMD, DLXH5R0001E0000RMD

### 2.2 Device Capabilities

This device contains the following capabilities:

850/1700/1900 WCDMA/HSPA, Multi-band LTE, 5G NR (FR1), 802.11b/g/n/ax WLAN, 802.11a/n/ac/ax UNII, 802.11a/ax WIFI 6E, 802.15.4, Bluetooth (1x, EDR, LE1M, LE2M, HDR4, HDR8), NB UNII (1x, HDR4, HDR8), WPT, 802.15.4

This device supports BT Beamforming

Measurements for LTE-Band48 and ULCA CA\_48C were performed with NS27 for LTE and NS10 for ULCA for all antennas.

This device supports simultaneous transmission operations, which allows for multiple transmitters to transmit simultaneously on the same antenna. The table below shows all configurations possible.

Antenna	Simultaneous Tx Config	Bluetooth 2.4GHz	Thread	WLAN	NB UNII	WIFI 5GHz	WIFI 6GHz	LTE / FR1 NR		
		BDR, EDR, HDR4/8, LE1/2M	802.15.4	802.11 b/g/n/ax	BDR, HDR4/8	802.11 a/n/ac/ax	802.11 a/ax	LB	MB/HB	Ultra High Band
Ant 3a	Config 1	✓	✗	✗	✗	✓	✗	✗	✓	✗
Ant 3a	Config 2	✗	✓	✗	✗	✓	✗	✗	✓	✗
Ant 3a	Config 3	✗	✗	✓	✓	✗	✗	✗	✓	✗
Ant 3a	Config 4	✓	✗	✗	✗	✗	✓	✗	✓	✗
Ant 3a	Config 5	✗	✓	✗	✗	✗	✓	✗	✓	✗
Ant 3a	Config 6	✓	✗	✗	✗	✓	✗	✗	✗	✗
Ant 3a	Config 7	✗	✓	✗	✗	✓	✗	✗	✗	✗
Ant 3a	Config 8	✗	✗	✓	✓	✗	✗	✗	✗	✗
Ant 3a	Config 9	✓	✗	✗	✗	✗	✓	✗	✗	✗
Ant 3a	Config 10	✗	✓	✗	✗	✗	✓	✗	✗	✗
Ant 1a	Config 11	✓	✗	✗	✗	✗	✗	✗	✗	✓
Ant 1a	Config 12	✗	✓	✗	✗	✗	✗	✗	✗	✓
Ant 1a	Config 13	✗	✗	✓	✗	✗	✗	✗	✗	✓
Ant 1b	Config 14	✗	✗	✗	✗	✗	✓	✗	✗	✓
Ant 1b	Config 15	✗	✗	✗	✗	✓	✗	✗	✗	✓
Ant 1b	Config 16	✗	✗	✗	✓	✗	✗	✗	✗	✓


**Table 2-1. Simultaneous Transmission Configurations**

✓ = Support; ✗ = Not Support

#### **Note:**

All the above simultaneous transmission configurations have been tested and the worst case configuration was found to be Config 1 and reported in RF Bluetooth, RF UNII OFDM, and FCC Part 27b test reports.

Specific 2.4GHz Wi-Fi antenna that can only transmit simultaneously with 2.4GHz Bluetooth antenna is listed in the SAR test report. For BT (2.4GHz), in both connected and disconnected modes, and Wi-Fi (2.4 GHz) - Wi-Fi max power will not exceed minimum of (13.5dBm, SAR max cap, Reg max cap) power. Bluetooth can simultaneously transmit with IEEE 802.11a/n/ac/ax 5/6GHz on separate antenna.

FCC ID: BCGA3267	 <b>PART 96 MEASUREMENT REPORT</b>	Approved by: Technical Manager
Test Report S/N: 1C2410210073-13-R1.BCG	Test Dates: 7/1/2024-12/25/2024	EUT Type: Tablet Device
		Page 5 of 139

V2.2 09/07/2023

Unless otherwise specified, no part of this report may be reproduced or utilized in any part, form or by any means, electronic or mechanical, including photocopying and microfilm, without permission in writing from Element Materials Technology. If you have any questions about this or have an enquiry about obtaining additional rights to this report or assembly of contents thereof, please contact [ct.info@element.com](mailto:ct.info@element.com).

## 2.3 Antenna Description

The following antenna gains provided by the manufacturer were used for testing.


Band	Antenna Gain [dBi]			
	Antenna 3b	Antenna 2a	Antenna 4	Antenna 1a
LTE Band 48 NR Band n48	3.3	2.6	-0.5	0.0

Table 2-2. Highest Antenna Gain

## 2.4 Test Support Equipment

1	Apple MacBook Pro w/AC/DC Adapter	Model: Model:	A2141 A2166	S/N: S/N:	C02H604EQ05D C4H042705ZNPMOWA6
2	Apple USB-C Cable	Model:	Spartan	S/N:	GXK1336018XKTR024
3	USB-C Cable w/ AC Adapter	Model: Model:	A246C A2305	S/N: S/N:	DWH80115BK826GV19 C4H95160004PF4F4V
4	Apple Pencil	Model:	A2538	S/N:	KJ26TCFXJW
5	DC Power Supply	Model:	KPS3010D	S/N:	N/A
6	LTE B48 Access Point	Model:	AV1500	S/N:	E2C86B00EBE0
7	NR FR1 n48 Access Point	Model:	AV1901	S/N:	F0887410B2FA

Table 2-3. Test Support Equipment

FCC ID: BCGA3267	 PART 96 MEASUREMENT REPORT	Approved by: Technical Manager
Test Report S/N: 1C2410210073-13-R1.BCG	Test Dates: 7/1/2024-12/25/2024	EUT Type: Tablet Device
		Page 6 of 139

V2.2 09/07/2023

Unless otherwise specified, no part of this report may be reproduced or utilized in any part, form or by any means, electronic or mechanical, including photocopying and microfilm, without permission in writing from Element Materials Technology. If you have any questions about this or have an enquiry about obtaining additional rights to this report or assembly of contents thereof, please contact [ct.info@element.com](mailto:ct.info@element.com).

## 2.5 Test Configuration

The EUT was tested per the guidance of ANSI C63.26 2015, TIA-603-E-2016 and KDB 971168 D01 v03r01. See Section 7.0 of this test report for a description of the radiated and antenna port conducted emissions tests.

For emissions from 1GHz – 18GHz, low, mid, and high channels were tested with highest power and worst case configuration. The emissions below 1GHz and above 18GHz were tested with the highest transmitting power and the worst case channel.


The EUT was manipulated through three orthogonal planes of X-orientation (flatbed), Y-orientation (landscape), and Z-orientation (portrait) during the testing. Only the worst case emissions were reported in this test report.

## 2.6 Software and Firmware

The test was conducted with firmware version 22D20 installed on the EUT.

## 2.7 EMI Suppression Device(s)/Modifications

No EMI suppression device(s) were added, and no modifications were made during testing.

<b>FCC ID:</b> BCGA3267	 <b>PART 96 MEASUREMENT REPORT</b>	<b>Approved by:</b> Technical Manager
<b>Test Report S/N:</b> 1C2410210073-13-R1.BCG	<b>Test Dates:</b> 7/1/2024-12/25/2024	<b>EUT Type:</b> Tablet Device
		Page 7 of 139

V2.2 09/07/2023

## 3.0 DESCRIPTION OF TESTS

### 3.1 Measurement Procedure

The measurement procedures described in the document titled “American National Standard for Compliance Testing of Transmitters Used in Licensed Radio Services” (ANSI C63.26-2015, TIA-603-E-2016) and “Procedures for Compliance Measurement of the Fundamental Emission Power of Licensed Wideband (> 1 MHz) Digital Transmission Systems” (KDB 971168 D01 v03r01) were used in the measurement of the EUT.

Deviation from Measurement Procedure.....None

### 3.2 Radiated Spurious Emissions

The radiated test facilities consisted of an indoor 3 meter semi-anechoic chamber used for final measurements and exploratory measurements, when necessary. The measurement area is contained within the semi-anechoic chamber which is shielded from any ambient interference. The test site inside the chamber is a 6m x 5.2m elliptical, obstruction-free area in accordance with Figure 5.7 of Clause 5 in ANSI C63.4-2014. Absorbers are arranged on the floor between the turn table and the antenna mast in such a way so as to maximize the reduction of reflections for measurements above 1GHz. For measurements below 1GHz, the absorbers are removed. A raised turntable is used for radiated measurement. The turn table is a continuously rotatable, remote-controlled, metallic turntable and 2 meters (6.56 ft.) in diameter. The turn table is flush with the raised floor of the chamber in order to maintain its function as a ground plane. An 80cm tall test table made of Styrodur is placed on top of the turn table. A Styrodur pedestal is placed on top of the test table to bring the total table height to 1.5m.

The equipment under test was transmitting while connected to its integral antenna and is placed on a turntable 3 meters from the receive antenna. The receive antenna height is adjusted between 1 and 4 meter height, the turntable is rotated through 360 degrees, and the EUT is manipulated through all orthogonal planes representative of its typical use to achieve the highest reading on the receive spectrum analyzer.

For radiated spurious emissions measurements and calculations, conversion method is used per the formulas in KDB 971168 Section 5.8.4. Field Strength (EIRP) is calculated using the following formulas:

$$E_{[\text{dB}\mu\text{V}/\text{m}]} = \text{Measured amplitude level}_{[\text{dBm}]} + 107 + \text{Cable Loss}_{[\text{dB}]} + \text{Antenna Factor}_{[\text{dB}/\text{m}]}$$


And

$$\text{EIRP}_{[\text{dBm}]} = E_{[\text{dB}\mu\text{V}/\text{m}]} + 20\log D - 104.8; \text{ where } D \text{ is the measurement distance in meters.}$$

All radiated measurements are performed in a chamber that meets the site requirements per ANSI C63.4-2014.

Per KDB 414788 D01 v01r01, radiated emission test sites other than open-field test sites (e.g., shielded anechoic chambers), may be employed for emission measurements below 30MHz if characterized so that the measurements correspond to those obtained at an open-field test site. To determine test site equivalency, a reference sample transmitting at 149kHz was measured on an open field test site (asphalt with no ground plane) and then measured in the 3m semi-anechoic chamber. A calibrated 60cm loop antenna was used while the reference device was rotated through the X, Y and Z axis in order to capture the worst case level. A maximum deviation of 2.77dB at 149kHz was measured when comparing the 3 meter semi-anechoic chamber to the open field site.

Radiated spurious emission levels are investigated with the receive antenna horizontally and vertically polarized per ANSI C63.26-2015 and TIA-603-E-2016.

FCC ID: BCGA3267		PART 96 MEASUREMENT REPORT	Approved by: Technical Manager
Test Report S/N: 1C2410210073-13-R1.BCG	Test Dates: 7/1/2024-12/25/2024	EUT Type: Tablet Device	Page 8 of 139

V2.2 09/07/2023


Unless otherwise specified, no part of this report may be reproduced or utilized in any part, form or by any means, electronic or mechanical, including photocopying and microfilm, without permission in writing from Element Materials Technology. If you have any questions about this or have an enquiry about obtaining additional rights to this report or assembly of contents thereof, please contact [ct.info@element.com](mailto:ct.info@element.com).



## 4.0 MEASUREMENT UNCERTAINTY

The measurement uncertainties shown below were calculated in accordance with the requirements of ANSI C63.23-2012. All measurement uncertainty values are shown with a coverage factor of  $k = 2$  to indicate a 95% level of confidence. The measurement uncertainty shown below meets or exceeds the  $U_{\text{CISPR}}$  measurement uncertainty values specified in CISPR 16-4-2 and, thus, can be compared directly to specified limits to determine compliance.

Contribution	Expanded Uncertainty ( $\pm$ dB)
Conducted Bench Top Measurements	2.07
Radiated Disturbance (<30MHz)	4.12
Radiated Disturbance (30MHz-1GHz)	4.85
Radiated Disturbance (1-18GHz)	5.08
Radiated Disturbance (>18GHz)	5.22

FCC ID: BCGA3267	 PART 96 MEASUREMENT REPORT	Approved by: Technical Manager
Test Report S/N: 1C2410210073-13-R1.BCG	Test Dates: 7/1/2024-12/25/2024	EUT Type: Tablet Device
		Page 9 of 139

## 5.0 TEST EQUIPMENT CALIBRATION DATA


Test Equipment Calibration is traceable to the National Institute of Standards and Technology (NIST). Measurements antennas used during testing were calibrated in accordance to the requirements of ANSI C63.5-2017.

Manufacturer	Model	Description	Cal Date	Cal Interval	Cal Due	Serial Number
ATM	180-442A-KF	20dB Nominal Gain Horn Antenna	3/14/2024	Annual	3/14/2025	T058701-01
ESPEC	SU-241	Tabletop Temperature Chamber	10/24/2024	Annual	10/24/2025	92009574
ETS-Lindgren	3117	Double Ridged Guide Antenna (1-18 GHz)	4/9/2024	Annual	4/9/2025	00218555
Fairview Microwave/MCL	FMCA1975-36/BW-K10-2W44+	30MHz-40GHz RF Cable/Attenuator *	6/10/2024	Annual	6/10/2025	-
Fairview Microwave	M2CP1122-10	RF Directional Coupler *	6/10/2024	Annual	6/10/2025	1946
Keysight Technology	N9040B	UXA Signal Analyzer	5/28/2024	Annual	5/28/2025	MY57212015
Rohde & Schwarz	FSW67	Signal and Spectrum Analyzer (2Hz-67GHz)	7/5/2024	Annual	7/5/2025	101366
Rohde & Schwarz	TS-PR18	Pre-Amplifier (1GHz - 18GHz)	3/1/2024	Annual	3/1/2025	102143
Rohde & Schwarz	FSV40	Signal Analyzer (10Hz-40GHz)	5/29/2024	Annual	5/29/2025	101619
Rohde & Schwarz	ESW44	EMI Test Receiver	5/1/2024	Annual	5/1/2025	101867
Rohde & Schwarz	TS-PR8	Pre-Amplifier (30MHz - 8GHz)	7/3/2024	Annual	7/3/2025	102356
Rohde & Schwarz	CMW500	Wideband Radio Communication Tester	12/27/2023	Annual	12/27/2024	164715
Rohde & Schwarz	CMW500	Wideband Radio Communication Tester	10/21/2024	Annual	10/21/2025	187423
Rohde & Schwarz	TS-PR1840	Pre-Amplifier (18GHz - 40GHz)	6/10/2024	Annual	6/10/2025	100057
Rohde & Schwarz	HFH2-Z2	Loop Antenna	6/21/2024	Annual	6/21/2025	100519
Rohde & Schwarz	ENV216	Two-Line V-Network	4/24/2024	Annual	4/24/2025	101364
Schwarzbeck	VULB 9162	Bilog Antenna (30MHz - 6GHz)	4/29/2024	Annual	4/29/2025	00304

**Table 5-1. Test Equipment**

### Notes:

- For equipment listed above that has a calibration date or calibration due date that falls within the test date range, care was taken to ensure that this equipment was used after the calibration date and before the calibration due date.
- \* denotes passive equipment that have been internally verified/calibrated.

FCC ID: BCGA3267		PART 96 MEASUREMENT REPORT	Approved by: Technical Manager
Test Report S/N: 1C2410210073-13-R1.BCG	Test Dates: 7/1/2024-12/25/2024	EUT Type: Tablet Device	Page 10 of 139

V2.2 09/07/2023

Unless otherwise specified, no part of this report may be reproduced or utilized in any part, form or by any means, electronic or mechanical, including photocopying and microfilm, without permission in writing from Element Materials Technology. If you have any questions about this or have an enquiry about obtaining additional rights to this report or assembly of contents thereof, please contact [ct.info@element.com](mailto:ct.info@element.com).

## 6.0 SAMPLE CALCULATIONS

### Emission Designator

#### DFT-s-OFDM $\pi/2$ BPSK / QPSK Modulation

**Emission Designator = 8M62G7W**

LTE BW = 8.62 MHz

G = Phase Modulation

7 = Quantized/Digital Info

W = Combination of Any

#### QAM Modulation

**Emission Designator = 8M45D7W**

LTE BW = 8.45 MHz

D = Amplitude/Angle Modulated


7 = Quantized/Digital Info

W = Combination of Any

### Spurious Radiated Emission

#### **Example: Spurious emission at 3700.40 MHz**

The receive spectrum analyzer reading at 3 meters with the EUT on the turntable was  $-81.0$  dBm. The gain of the substituted antenna is  $8.1$  dBi. The signal generator connected to the substituted antenna terminals is adjusted to produce a reading of  $-81.0$  dBm on the spectrum analyzer. The loss of the cable between the signal generator and the terminals of the substituted antenna is  $2.0$  dB at  $3700.40$  MHz. So  $6.1$  dB is added to the signal generator reading of  $-30.9$  dBm yielding  $-24.80$  dBm. The fundamental EIRP was  $25.50$  dBm so this harmonic was  $25.50$  dBm  $- (-24.80) = 50.3$  dBc.

FCC ID: BCGA3267	 <b>PART 96 MEASUREMENT REPORT</b>	Approved by: Technical Manager
Test Report S/N: 1C2410210073-13-R1.BCG	Test Dates: 7/1/2024-12/25/2024	EUT Type: Tablet Device
		Page 11 of 139

V2.2 09/07/2023

Unless otherwise specified, no part of this report may be reproduced or utilized in any part, form or by any means, electronic or mechanical, including photocopying and microfilm, without permission in writing from Element Materials Technology. If you have any questions about this or have an enquiry about obtaining additional rights to this report or assembly of contents thereof, please contact [ct.info@element.com](mailto:ct.info@element.com).


## 7.0 TEST RESULTS

### 7.1 Summary

Company Name: Apple Inc.  
 FCC ID: BCGA3267  
 FCC Classification: Citizens Band End User Devices (CBE)  
 Mode(s): NR/LTE/ULCA

Test Condition	Test Description	FCC Part Section(s)	Test Limit	Test Result	Reference
CONDUCTED	Occupied Bandwidth	2.1049	N/A	N/A	Section 7.2
	Conducted Band Edge / Spurious Emissions	2.1051, 96.41(e)(ii)	-13 dBm/MHz at frequencies within 0-B MHz of channel edge (where B is the bandwidth of the assigned channel) -25 dBm/MHz at frequencies greater than B MHz above and below channel edge -40 dBm/MHz at frequencies below 3530 MHz and above 3720 MHz	PASS	Sections 7.3, 7.4
	Transmitter Conducted Output Power	2.1046	N/A	N/A	See RF Exposure Report
	Peak-Average Ratio	96.41(g)	< 13 dB	PASS	Section 7.5
	Frequency Stability	2.1055	Fundamental emissions stay within authorized frequency block	PASS	Section 7.8
	End User Device Additional Requirements (CBSD Protocol)	96.47	End User Devices may operate only if they can positively receive and decode an authorization signal transmitted by a CBSD, including the frequencies and power limits for their operation. An End User Device must discontinue operations, change frequencies, or change its operational power level within 10 seconds of receiving instructions from its associated CBSD.	PASS	Section 7.9
	Equivalent Isotropic Radiated Power (EIRP)	96.41(b)	23 dBm/10MHz	PASS	Section 7.6
RADIATED	Radiated Spurious Emissions	2.1053, 96.41(e)	-40 dBm/MHz	PASS	Section 7.7


Table 7-1. Summary of Test Results

FCC ID: BCGA3267	 PART 96 MEASUREMENT REPORT	Approved by: Technical Manager
Test Report S/N: 1C2410210073-13-R1.BCG	Test Dates: 7/1/2024-12/25/2024	EUT Type: Tablet Device
		Page 12 of 139

V2.2 09/07/2023

**Notes:**

1. All modes of operation and data rates were investigated. The test results shown in the following sections represent the worst case emissions.
2. The analyzer plots were all taken with a correction table loaded into the analyzer. The correction table was used to account for the losses of the cables, directional couplers, and attenuators used as part of the system to maintain a link between the call box and the EUT at all frequencies of interest.
3. All antenna port conducted emissions testing was performed on a test bench with the antenna port of the EUT connected to the spectrum analyzer through calibrated cables, attenuators, and couplers.
4. All conducted emissions measurements are performed with automated test software to capture the corresponding plots necessary to show compliance. The measurement software utilized was Element Materials Technology EMC Software Tool 1.1.

<b>FCC ID:</b> BCGA3267	 <b>PART 96 MEASUREMENT REPORT</b>	<b>Approved by:</b> Technical Manager
<b>Test Report S/N:</b> 1C2410210073-13-R1.BCG	<b>Test Dates:</b> 7/1/2024-12/25/2024	<b>EUT Type:</b> Tablet Device
		Page 13 of 139

V2.2 09/07/2023

## 7.2 Occupied Bandwidth

\$2.1049

### Test Overview

The occupied bandwidth, that is the frequency bandwidth such that, below its lower and above its upper frequency limits, the mean powers radiated are each equal to 0.5 percent of the total mean power radiated by a given emission shall be measured. All modes of operation were investigated and the worst case configuration results are reported in this section. All ports were tested and only the worst case data were reported.

### Test Procedure Used

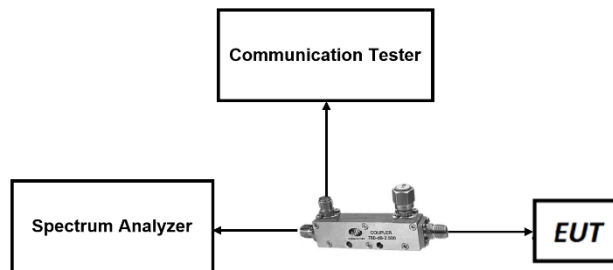
KDB 971168 D01 v03r01 – Section 4.2

### Test Settings

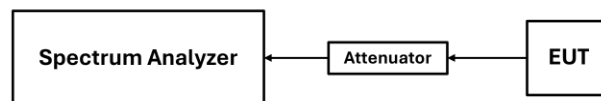
1. The signal analyzer's automatic bandwidth measurement capability was used to perform the 99% occupied bandwidth and the 26dB bandwidth. The bandwidth measurement was not influenced by any intermediate power nulls in the fundamental emission.
2. RBW = 1 – 5% of the expected OBW
3. VBW  $\geq 3 \times$  RBW
4. Detector = Peak
5. Trace mode = max hold
6. Sweep = auto couple
7. The trace was allowed to stabilize
8. If necessary, steps 2 – 7 were repeated after changing the RBW such that it would be within 1 – 5% of the 99% occupied bandwidth observed in Step 7

### Test Setup

The EUT and measurement equipment were set up as shown in the diagram below.




**Figure 7-1. LTE Test Instrument & Measurement Setup**



**Figure 7-2. FR1 Test Instrument & Measurement Setup**

### Test Notes

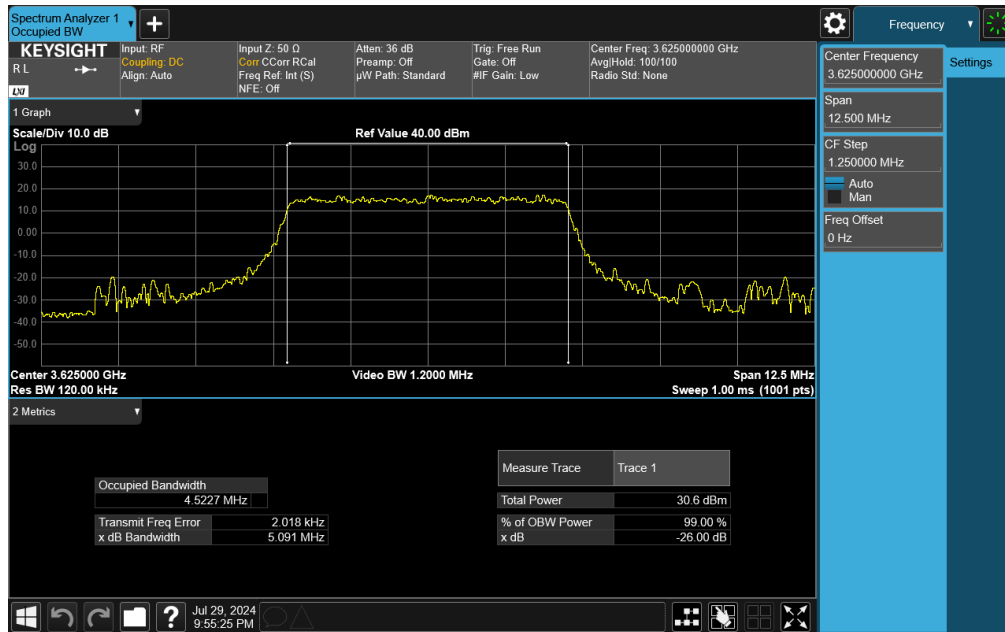
None.

FCC ID: BCGA3267	 PART 96 MEASUREMENT REPORT	Approved by: Technical Manager
Test Report S/N: 1C2410210073-13-R1.BCG	Test Dates: 7/1/2024-12/25/2024	EUT Type: Tablet Device
		Page 14 of 139

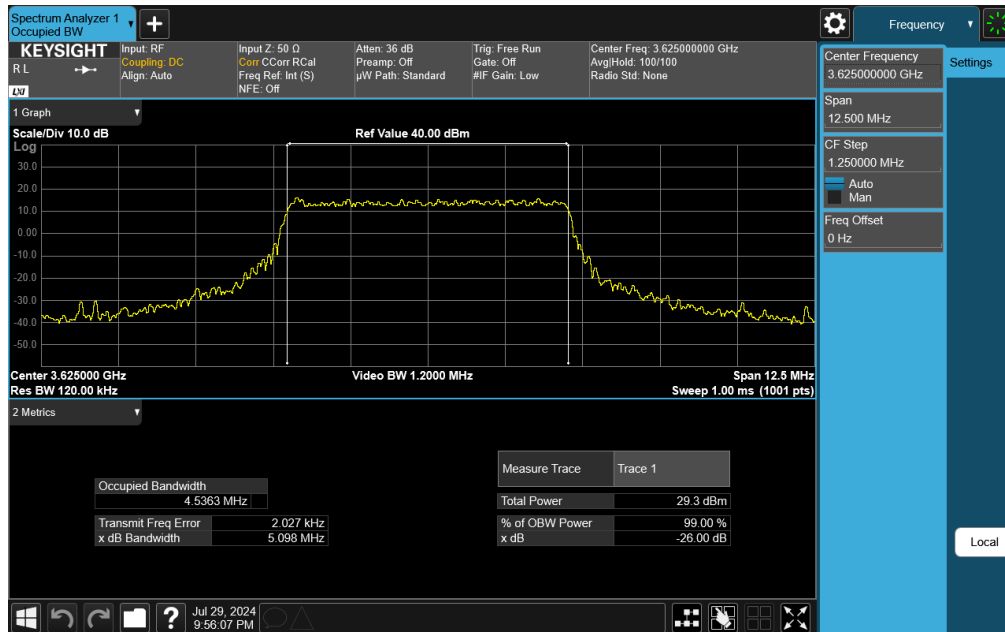
V2.2 09/07/2023

Unless otherwise specified, no part of this report may be reproduced or utilized in any part, form or by any means, electronic or mechanical, including photocopying and microfilm, without permission in writing from Element Materials Technology. If you have any questions about this or have an enquiry about obtaining additional rights to this report or assembly of contents thereof, please contact [ct.info@element.com](mailto:ct.info@element.com).


## LTE Band 48



Plot 7-1. Occupied Bandwidth Plot (LTE Band 48 - 5MHz QPSK - Full RB Configuration)

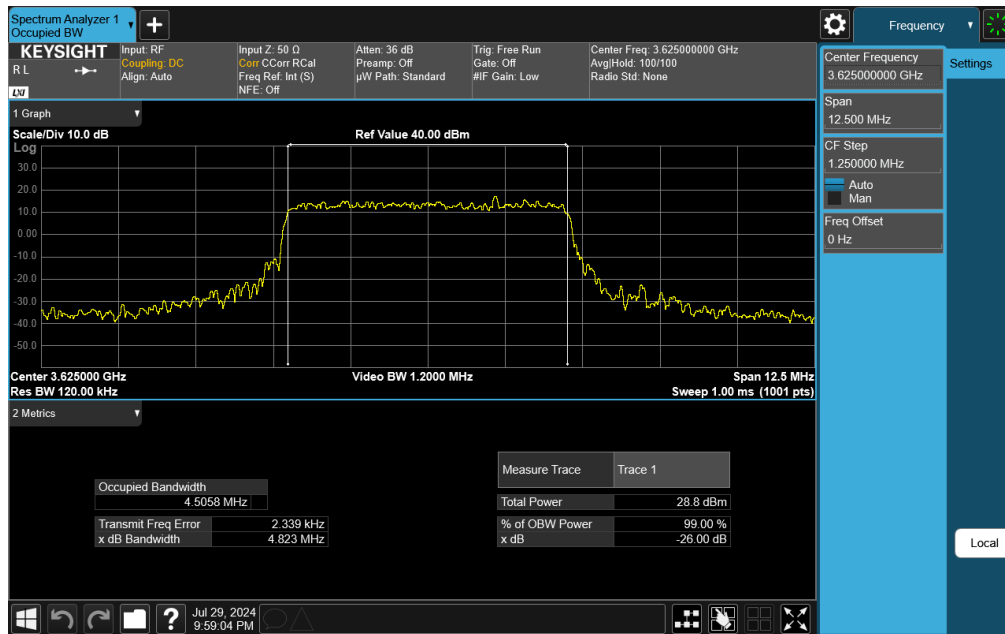


Plot 7-2. Occupied Bandwidth Plot (LTE Band 48 - 5MHz 16-QAM - Full RB Configuration)

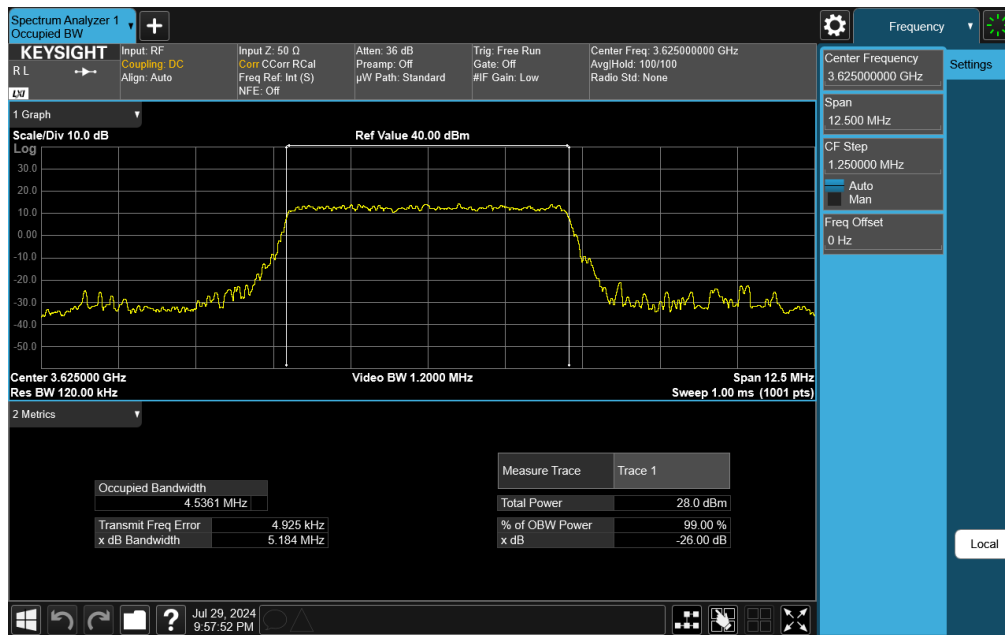
FCC ID: BCGA3267	 PART 96 MEASUREMENT REPORT	Approved by: Technical Manager
Test Report S/N: 1C2410210073-13-R1.BCG	Test Dates: 7/1/2024-12/25/2024	EUT Type: Tablet Device
		Page 15 of 139

V2.2 09/07/2023


Unless otherwise specified, no part of this report may be reproduced or utilized in any part, form or by any means, electronic or mechanical, including photocopying and microfilm, without permission in writing from Element Materials Technology. If you have any questions about this or have an enquiry about obtaining additional rights to this report or assembly of contents thereof, please contact [ct.info@element.com](mailto:ct.info@element.com).



Plot 7-3. Occupied Bandwidth Plot (LTE Band 48 - 5MHz 64-QAM - Full RB Configuration)



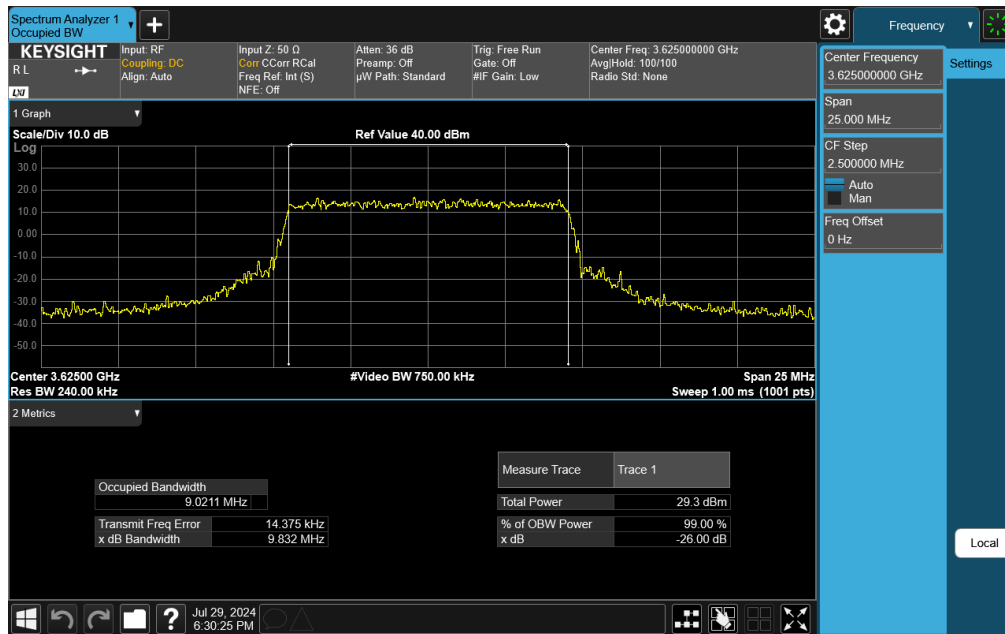
Plot 7-4. Occupied Bandwidth Plot (LTE Band 48 - 5MHz 256-QAM - Full RB Configuration)

FCC ID: BCGA3267	 PART 96 MEASUREMENT REPORT	Approved by: Technical Manager
Test Report S/N: 1C2410210073-13-R1.BCG	Test Dates: 7/1/2024-12/25/2024	EUT Type: Tablet Device
		Page 16 of 139

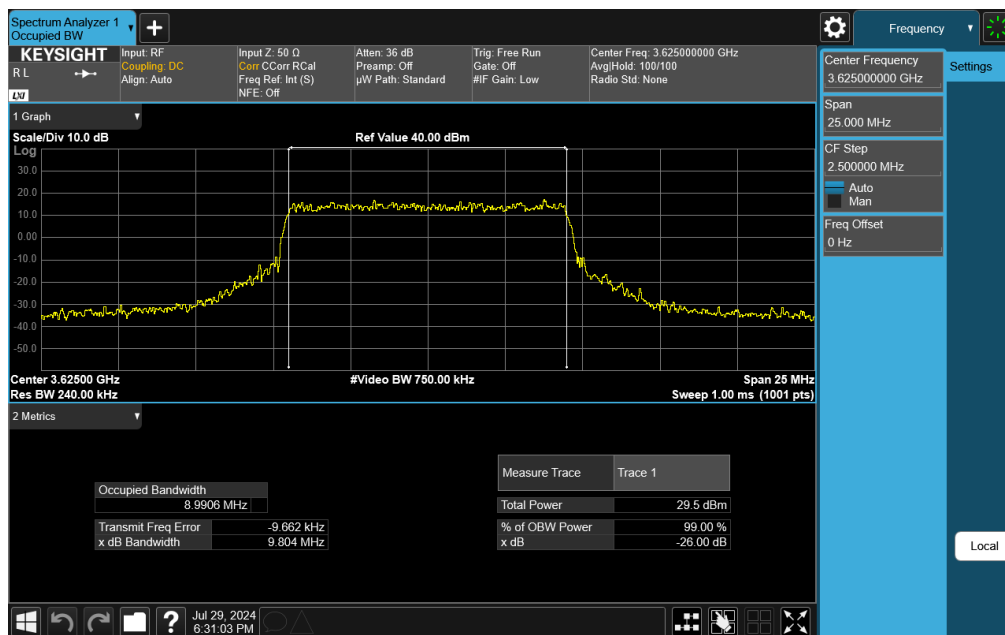
V2.2 09/07/2023

Unless otherwise specified, no part of this report may be reproduced or utilized in any part, form or by any means, electronic or mechanical, including photocopying and microfilm, without permission in writing from Element Materials Technology. If you have any questions about this or have an enquiry about obtaining additional rights to this report or assembly of contents thereof, please contact [ct.info@element.com](mailto:ct.info@element.com).






Plot 7-5. Occupied Bandwidth Plot (LTE Band 48 - 10MHz QPSK - Full RB Configuration)

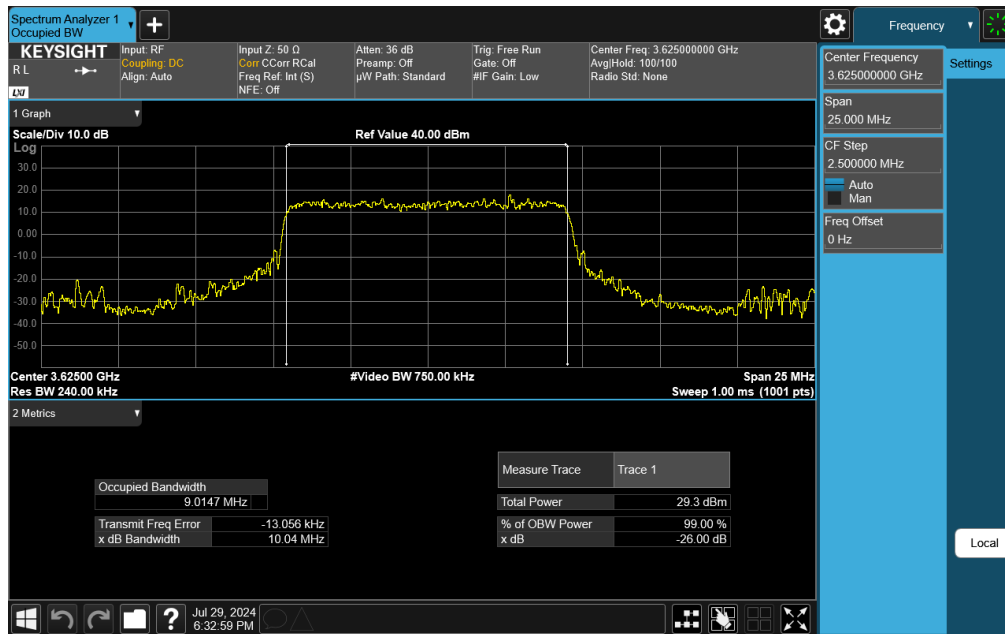


Plot 7-6. Occupied Bandwidth Plot (LTE Band 48 - 10MHz 16-QAM - Full RB Configuration)

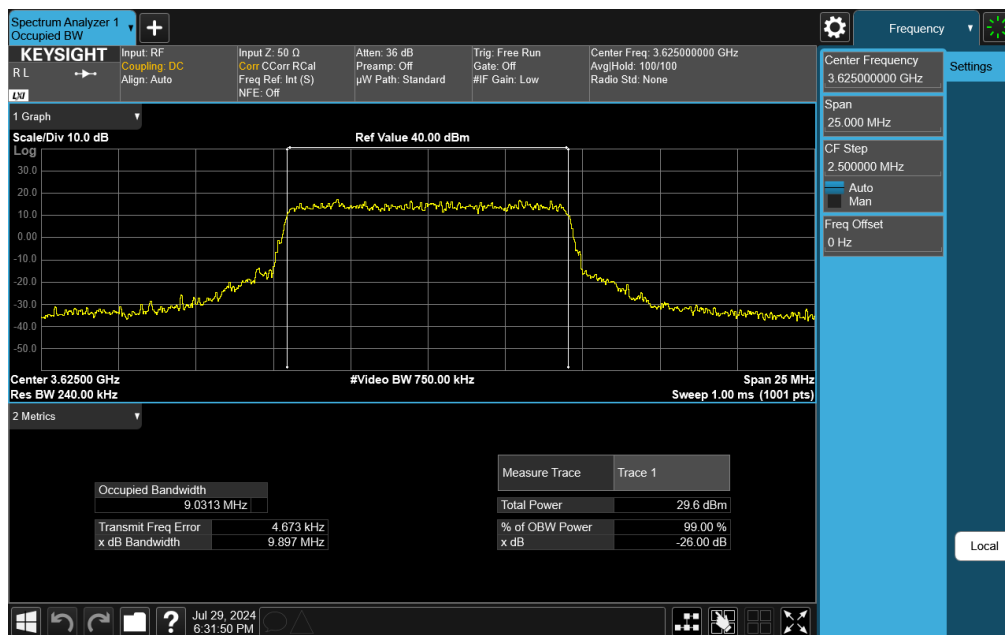
FCC ID: BCGA3267	 PART 96 MEASUREMENT REPORT	Approved by: Technical Manager
Test Report S/N: 1C2410210073-13-R1.BCG	Test Dates: 7/1/2024-12/25/2024	EUT Type: Tablet Device
		Page 17 of 139

V2.2 09/07/2023


Unless otherwise specified, no part of this report may be reproduced or utilized in any part, form or by any means, electronic or mechanical, including photocopying and microfilm, without permission in writing from Element Materials Technology. If you have any questions about this or have an enquiry about obtaining additional rights to this report or assembly of contents thereof, please contact [ct.info@element.com](mailto:ct.info@element.com).



Plot 7-7. Occupied Bandwidth Plot (LTE Band 48 - 10MHz 64-QAM - Full RB Configuration)

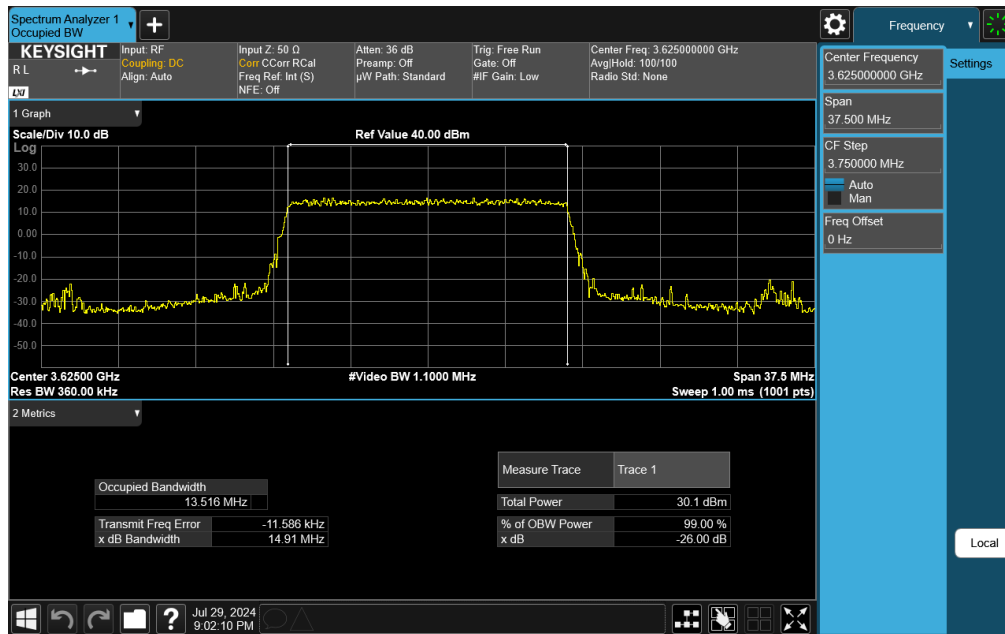


Plot 7-8. Occupied Bandwidth Plot (LTE Band 48 - 10MHz 256-QAM - Full RB Configuration)

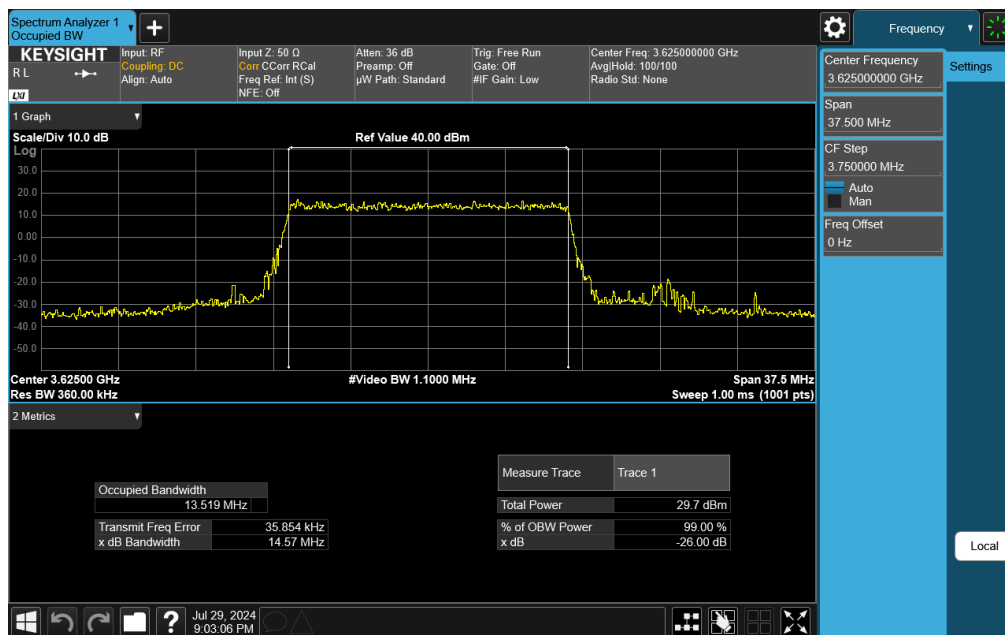
FCC ID: BCGA3267	 PART 96 MEASUREMENT REPORT	Approved by: Technical Manager
Test Report S/N: 1C2410210073-13-R1.BCG	Test Dates: 7/1/2024-12/25/2024	EUT Type: Tablet Device
		Page 18 of 139

V2.2 09/07/2023


Unless otherwise specified, no part of this report may be reproduced or utilized in any part, form or by any means, electronic or mechanical, including photocopying and microfilm, without permission in writing from Element Materials Technology. If you have any questions about this or have an enquiry about obtaining additional rights to this report or assembly of contents thereof, please contact [ct.info@element.com](mailto:ct.info@element.com).



Plot 7-9. Occupied Bandwidth Plot (LTE Band 48 - 15MHz QPSK - Full RB Configuration)

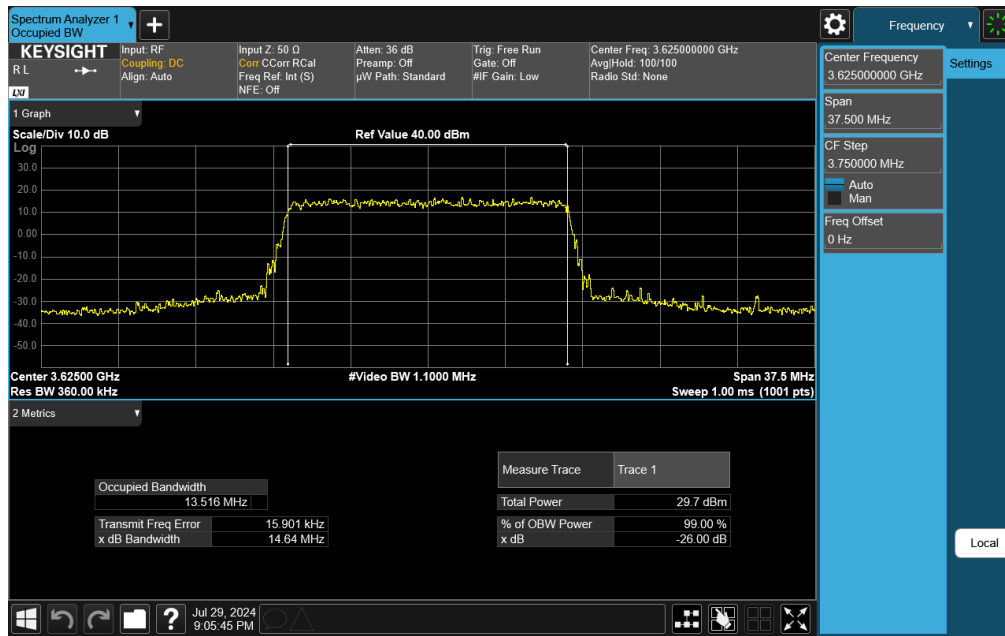


Plot 7-10. Occupied Bandwidth Plot (LTE Band 48 - 15MHz 16-QAM - Full RB Configuration)

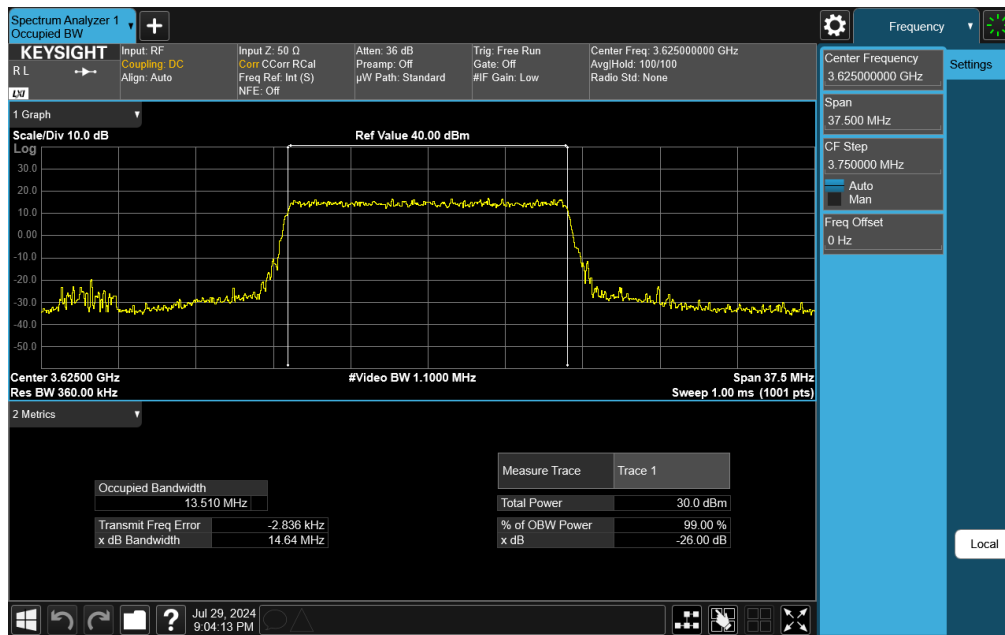
FCC ID: BCGA3267	 PART 96 MEASUREMENT REPORT	Approved by: Technical Manager
Test Report S/N: 1C2410210073-13-R1.BCG	Test Dates: 7/1/2024-12/25/2024	EUT Type: Tablet Device
		Page 19 of 139

V2.2 09/07/2023


Unless otherwise specified, no part of this report may be reproduced or utilized in any part, form or by any means, electronic or mechanical, including photocopying and microfilm, without permission in writing from Element Materials Technology. If you have any questions about this or have an enquiry about obtaining additional rights to this report or assembly of contents thereof, please contact [ct.info@element.com](mailto:ct.info@element.com).



Plot 7-11. Occupied Bandwidth Plot (LTE Band 48 - 15MHz 64-QAM - Full RB Configuration)

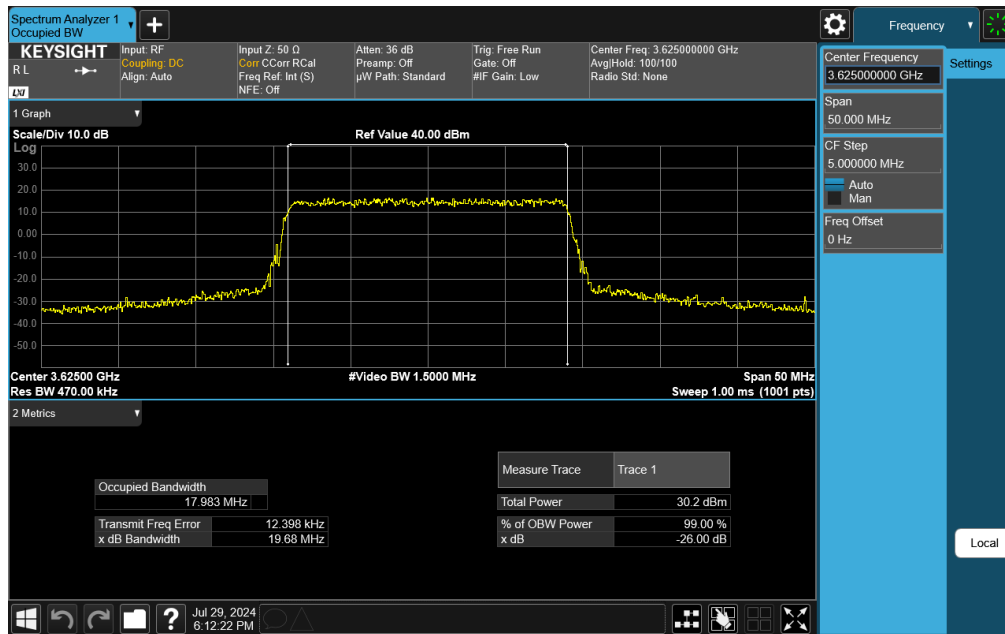


Plot 7-12. Occupied Bandwidth Plot (LTE Band 48 - 15MHz 256-QAM - Full RB Configuration)

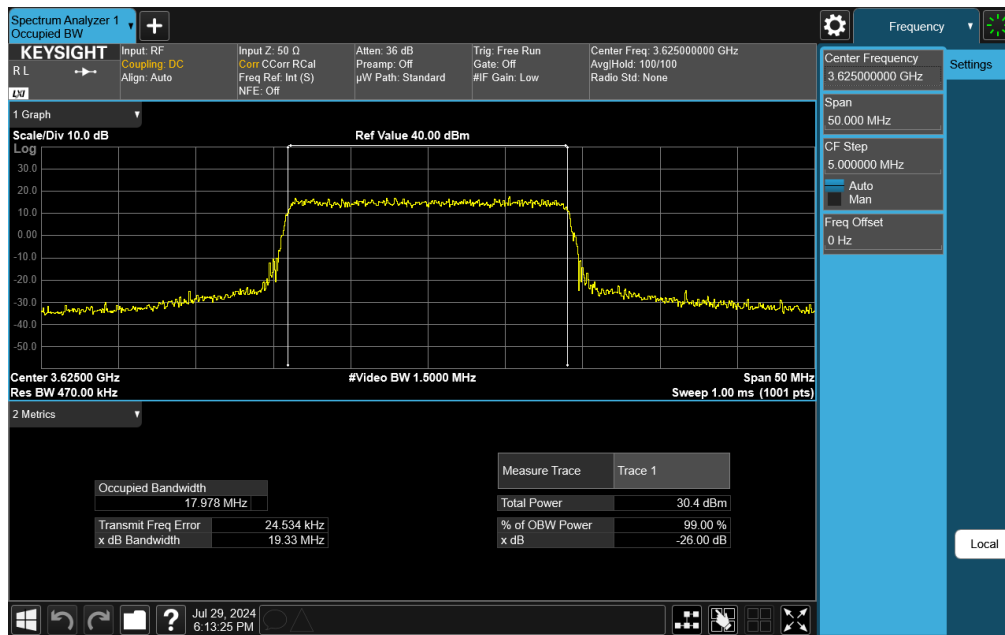
FCC ID: BCGA3267	 PART 96 MEASUREMENT REPORT	Approved by: Technical Manager
Test Report S/N: 1C2410210073-13-R1.BCG	Test Dates: 7/1/2024-12/25/2024	EUT Type: Tablet Device
		Page 20 of 139

V2.2 09/07/2023


Unless otherwise specified, no part of this report may be reproduced or utilized in any part, form or by any means, electronic or mechanical, including photocopying and microfilm, without permission in writing from Element Materials Technology. If you have any questions about this or have an enquiry about obtaining additional rights to this report or assembly of contents thereof, please contact [ct.info@element.com](mailto:ct.info@element.com).



Plot 7-13. Occupied Bandwidth Plot (LTE Band 48 - 20MHz QPSK - Full RB Configuration)

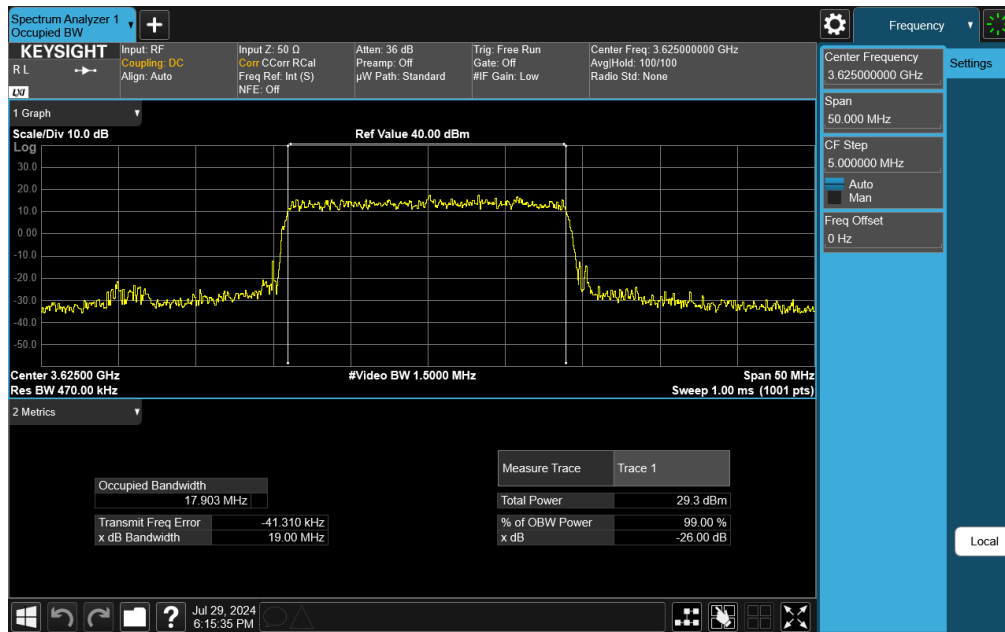


Plot 7-14. Occupied Bandwidth Plot (LTE Band 48 - 20MHz 16-QAM - Full RB Configuration)

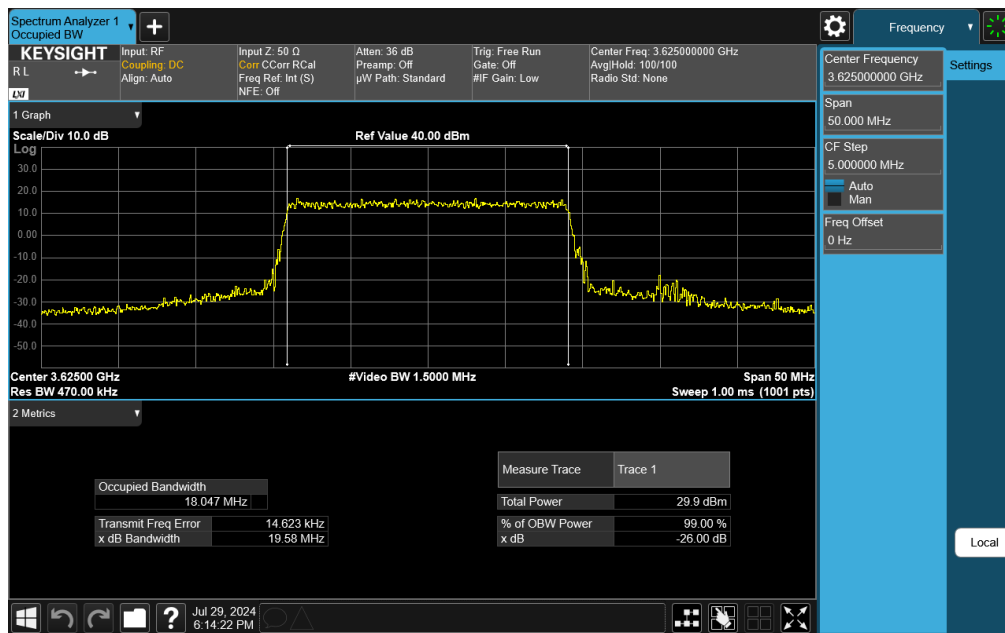
FCC ID: BCGA3267	 PART 96 MEASUREMENT REPORT	Approved by: Technical Manager
Test Report S/N: 1C2410210073-13-R1.BCG	Test Dates: 7/1/2024-12/25/2024	EUT Type: Tablet Device
		Page 21 of 139

V2.2 09/07/2023


Unless otherwise specified, no part of this report may be reproduced or utilized in any part, form or by any means, electronic or mechanical, including photocopying and microfilm, without permission in writing from Element Materials Technology. If you have any questions about this or have an enquiry about obtaining additional rights to this report or assembly of contents thereof, please contact [ct.info@element.com](mailto:ct.info@element.com).



Plot 7-15. Occupied Bandwidth Plot (LTE Band 48 - 20MHz 64-QAM - Full RB Configuration)



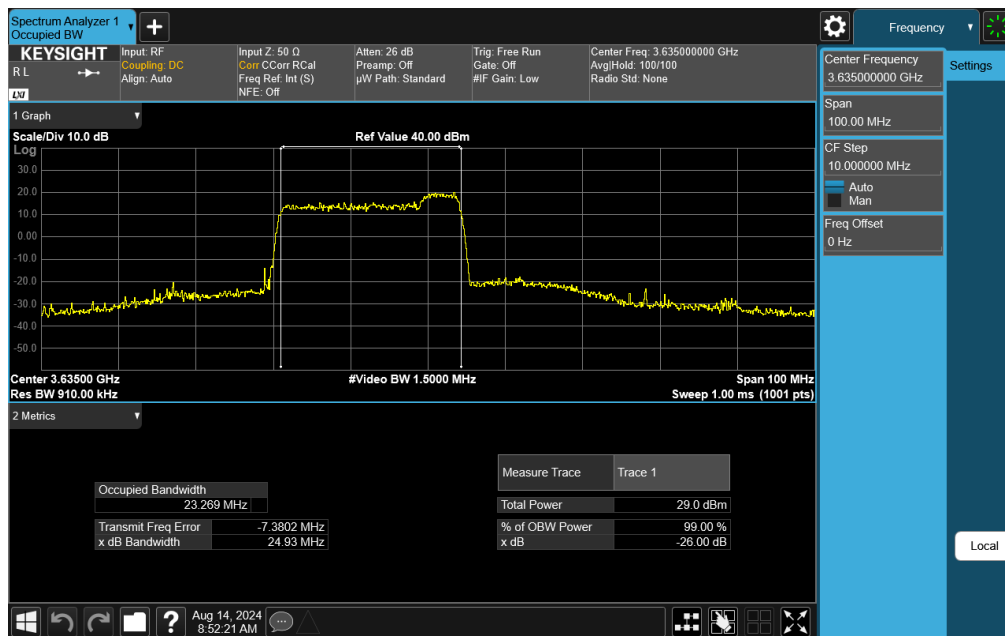
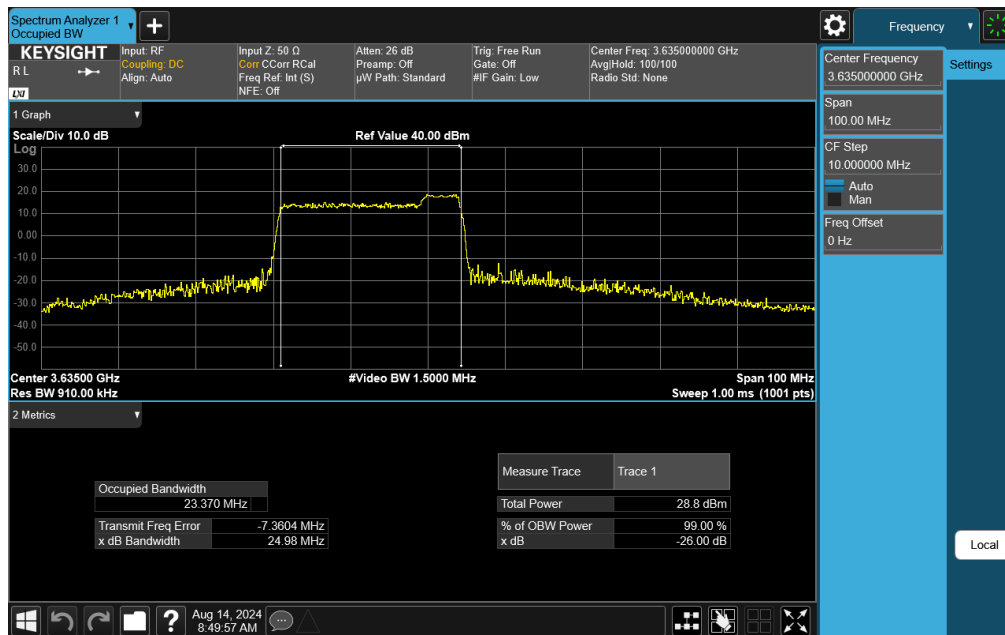
Plot 7-16. Occupied Bandwidth Plot (LTE Band 48 - 20MHz 256-QAM - Full RB Configuration)


FCC ID: BCGA3267	 PART 96 MEASUREMENT REPORT	Approved by: Technical Manager
Test Report S/N: 1C2410210073-13-R1.BCG	Test Dates: 7/1/2024-12/25/2024	EUT Type: Tablet Device
		Page 22 of 139

V2.2 09/07/2023

Unless otherwise specified, no part of this report may be reproduced or utilized in any part, form or by any means, electronic or mechanical, including photocopying and microfilm, without permission in writing from Element Materials Technology. If you have any questions about this or have an enquiry about obtaining additional rights to this report or assembly of contents thereof, please contact [ct.info@element.com](mailto:ct.info@element.com).

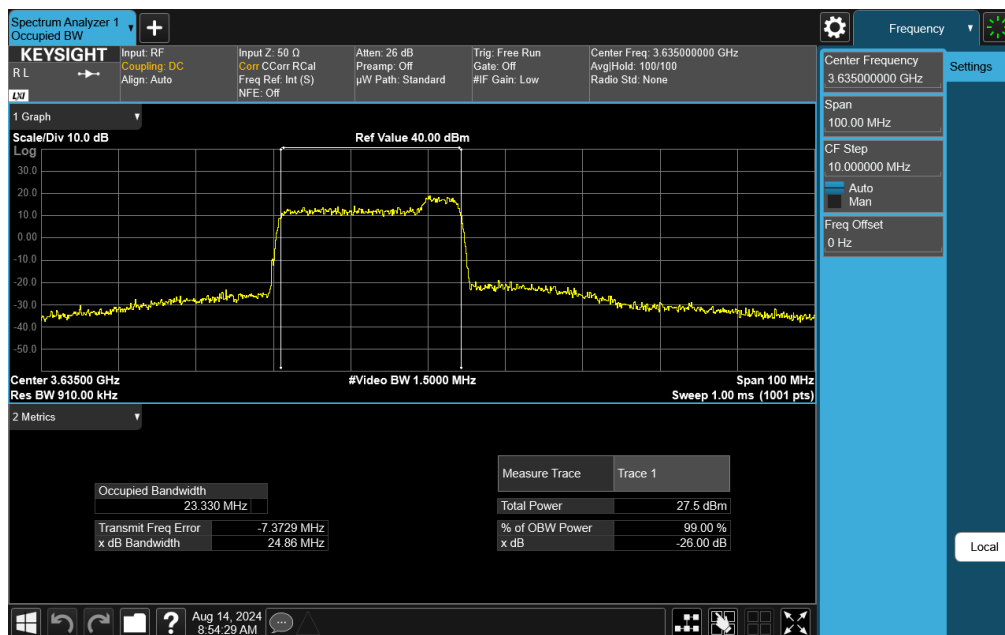
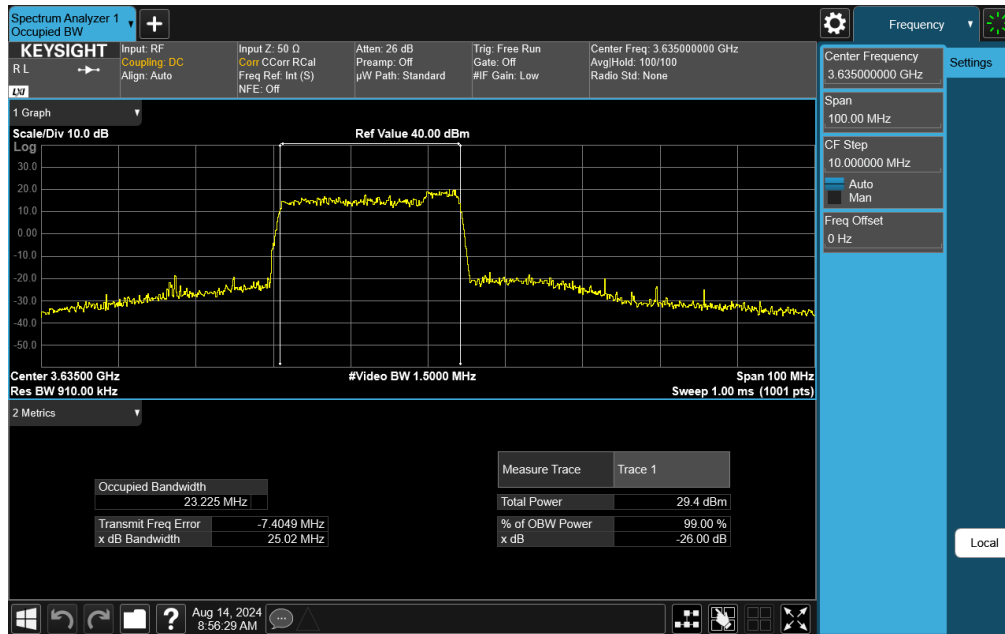
## ULCA LTE Band 48




FCC ID: BCGA3267	 PART 96 MEASUREMENT REPORT	Approved by: Technical Manager
Test Report S/N: 1C2410210073-13-R1.BCG	Test Dates: 7/1/2024-12/25/2024	EUT Type: Tablet Device
		Page 23 of 139

V2.2 09/07/2023

Unless otherwise specified, no part of this report may be reproduced or utilized in any part, form or by any means, electronic or mechanical, including photocopying and microfilm, without permission in writing from Element Materials Technology. If you have any questions about this or have an enquiry about obtaining additional rights to this report or assembly of contents thereof, please contact [ct.info@element.com](mailto:ct.info@element.com).

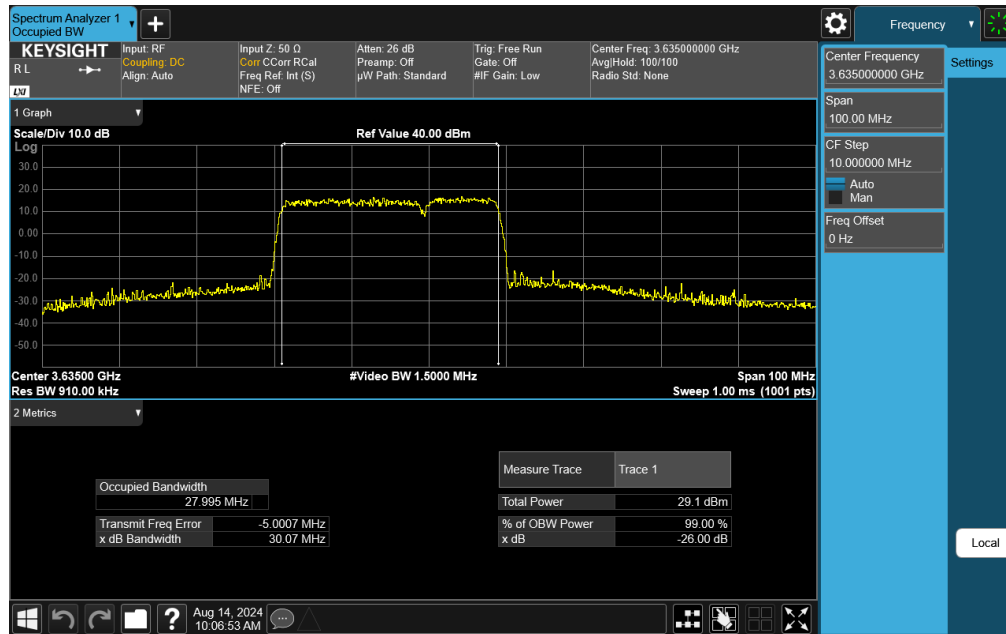


FCC ID: BCGA3267	 PART 96 MEASUREMENT REPORT	Approved by: Technical Manager
Test Report S/N: 1C2410210073-13-R1.BCG	Test Dates: 7/1/2024-12/25/2024	EUT Type: Tablet Device
		Page 24 of 139

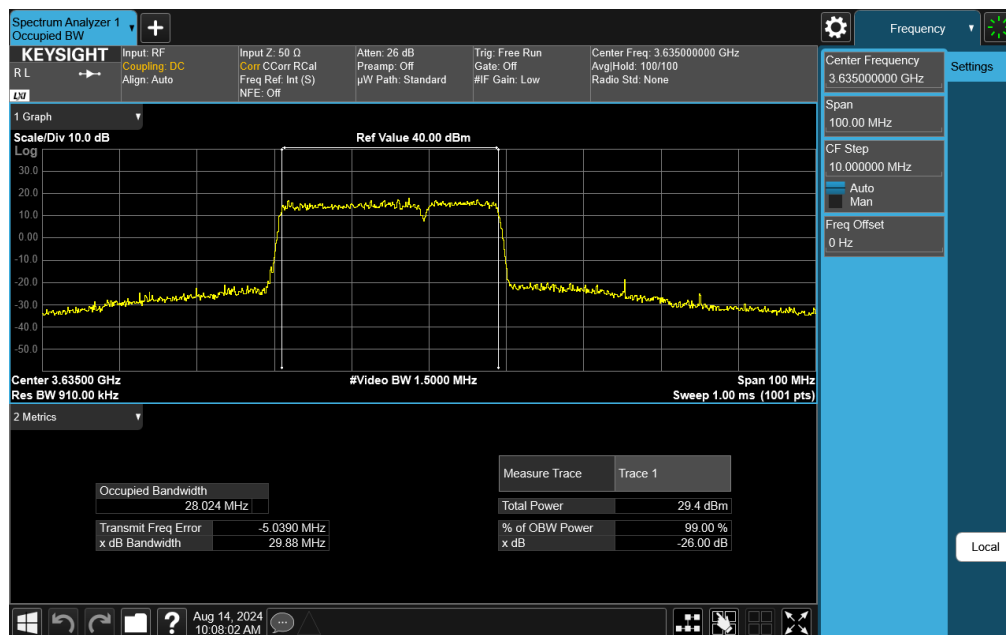
V2.2 09/07/2023

Unless otherwise specified, no part of this report may be reproduced or utilized in any part, form or by any means, electronic or mechanical, including photocopying and microfilm, without permission in writing from Element Materials Technology. If you have any questions about this or have an enquiry about obtaining additional rights to this report or assembly of contents thereof, please contact [ct.info@element.com](mailto:ct.info@element.com).




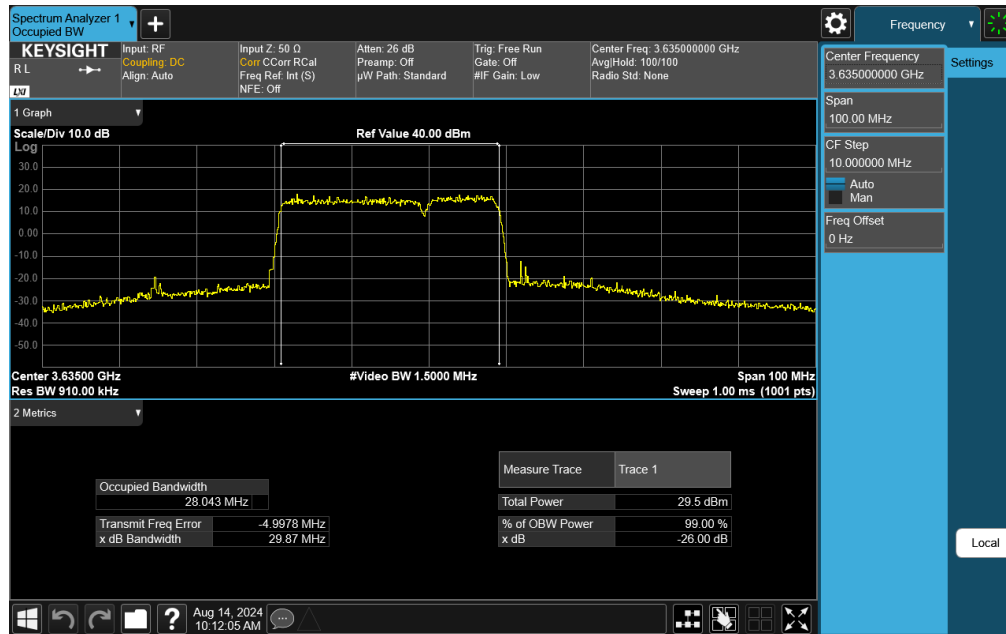


**Plot 7-21. Occupied Bandwidth Plot (ULCA LTE Band 48 - 20+10MHz QPSK - Full RB Configuration)**



**Plot 7-22. Occupied Bandwidth Plot (ULCA LTE Band 48 - 20+10MHz 16-QAM - Full RB Configuration)**


FCC ID: BCGA3267	 <b>PART 96 MEASUREMENT REPORT</b>		<b>Approved by:</b> Technical Manager
<b>Test Report S/N:</b> 1C2410210073-13-R1.BCG	<b>Test Dates:</b> 7/1/2024-12/25/2024	<b>EUT Type:</b> Tablet Device	Page 25 of 139



Plot 7-23. Occupied Bandwidth Plot (ULCA LTE Band 48 - 20+10MHz 64-QAM - Full RB Configuration)

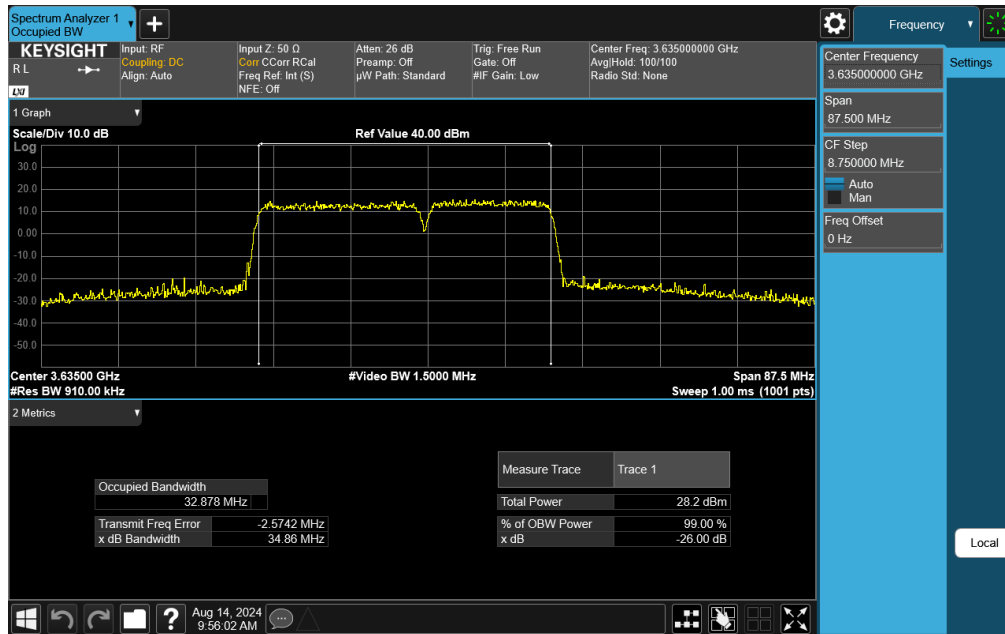


Plot 7-24. Occupied Bandwidth Plot (ULCA LTE Band 48 - 20+10MHz 256-QAM - Full RB Configuration)

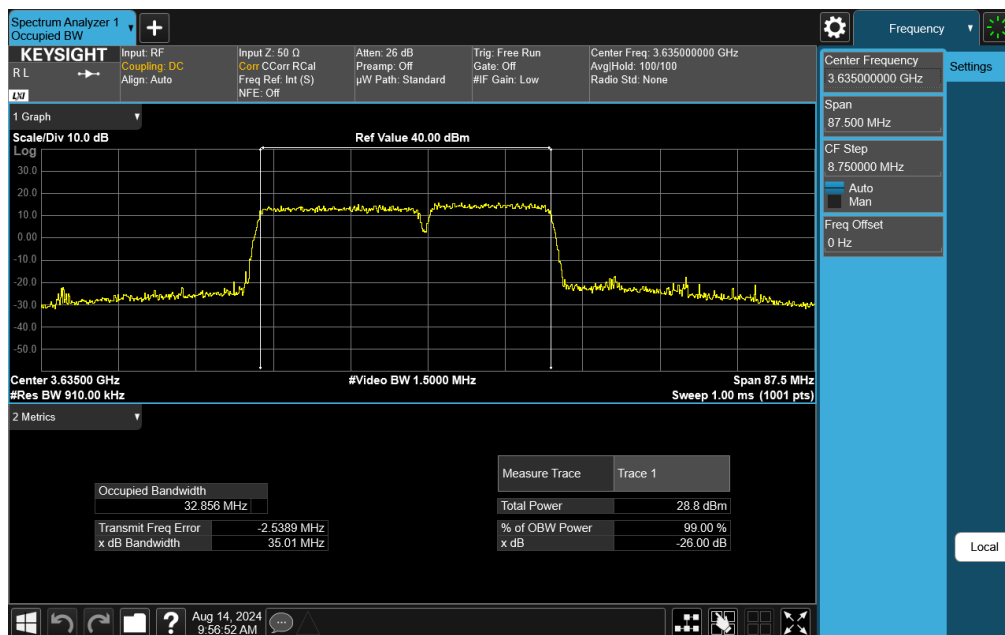
FCC ID: BCGA3267	 PART 96 MEASUREMENT REPORT	Approved by: Technical Manager
Test Report S/N: 1C2410210073-13-R1.BCG	Test Dates: 7/1/2024-12/25/2024	EUT Type: Tablet Device
		Page 26 of 139

V2.2 09/07/2023


Unless otherwise specified, no part of this report may be reproduced or utilized in any part, form or by any means, electronic or mechanical, including photocopying and microfilm, without permission in writing from Element Materials Technology. If you have any questions about this or have an enquiry about obtaining additional rights to this report or assembly of contents thereof, please contact [ct.info@element.com](mailto:ct.info@element.com).



Plot 7-25. Occupied Bandwidth Plot (ULCA LTE Band 48 - 20+15MHz QPSK - Full RB Configuration)

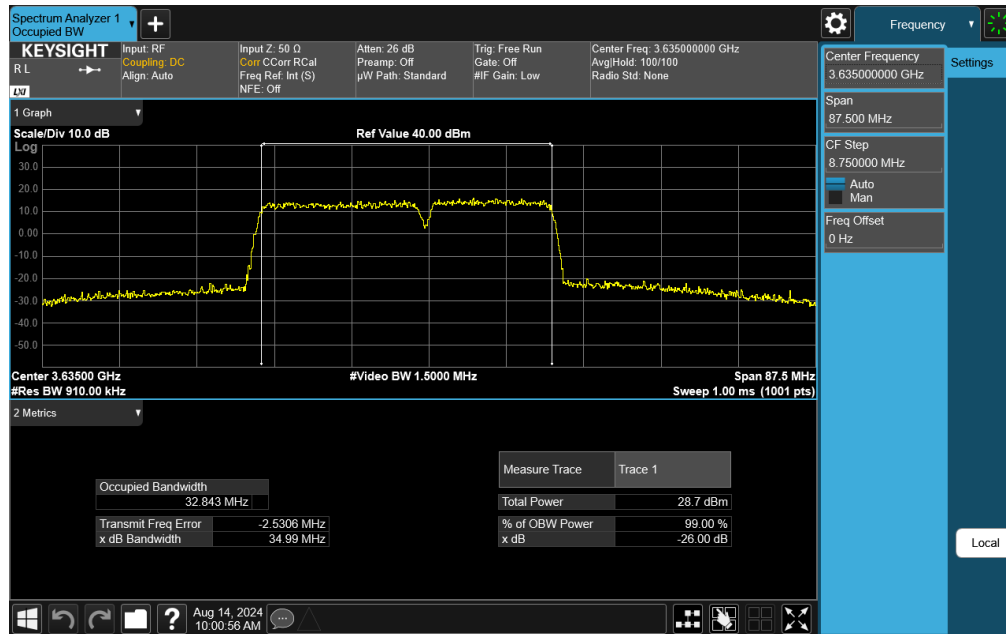


Plot 7-26. Occupied Bandwidth Plot (ULCA LTE Band 48 - 20+15MHz 16-QAM - Full RB Configuration)

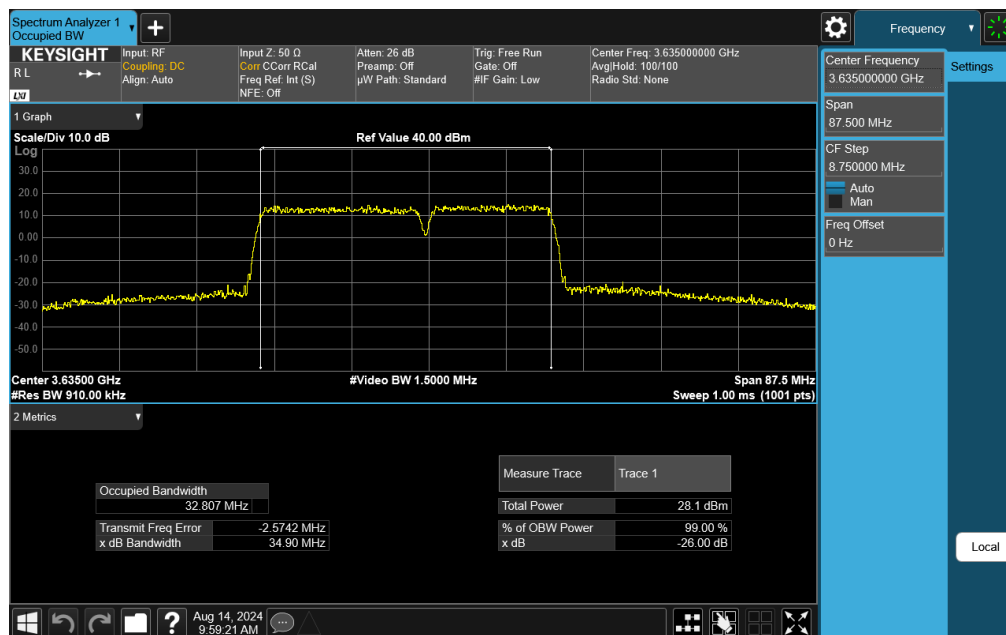
FCC ID: BCGA3267	 PART 96 MEASUREMENT REPORT	Approved by: Technical Manager
Test Report S/N: 1C2410210073-13-R1.BCG	Test Dates: 7/1/2024-12/25/2024	EUT Type: Tablet Device
		Page 27 of 139

V2.2 09/07/2023


Unless otherwise specified, no part of this report may be reproduced or utilized in any part, form or by any means, electronic or mechanical, including photocopying and microfilm, without permission in writing from Element Materials Technology. If you have any questions about this or have an enquiry about obtaining additional rights to this report or assembly of contents thereof, please contact [ct.info@element.com](mailto:ct.info@element.com).

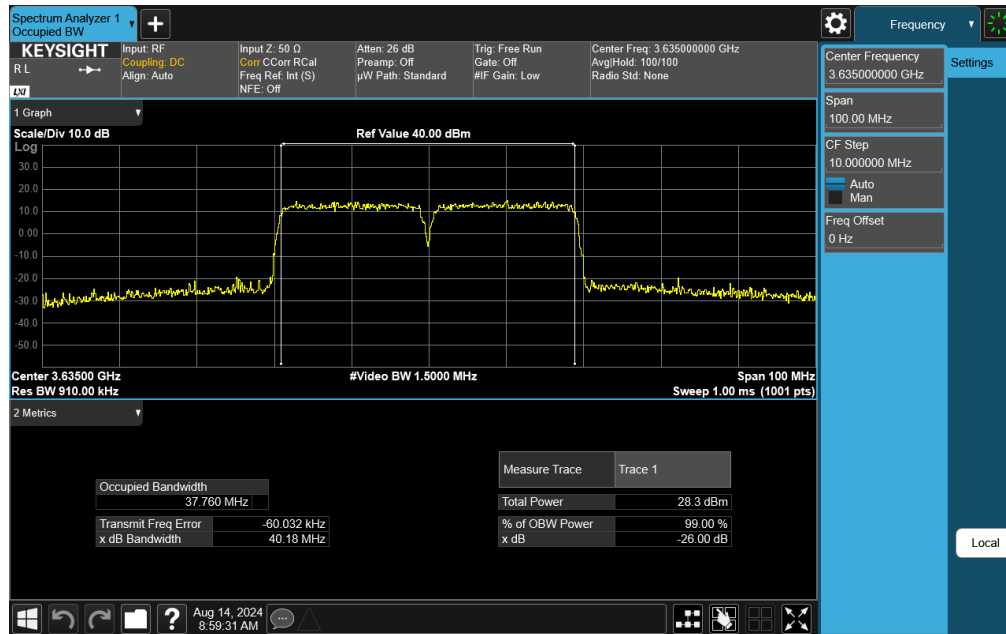


**Plot 7-27. Occupied Bandwidth Plot (ULCA LTE Band 48 - 20+15MHz 64-QAM - Full RB Configuration)**

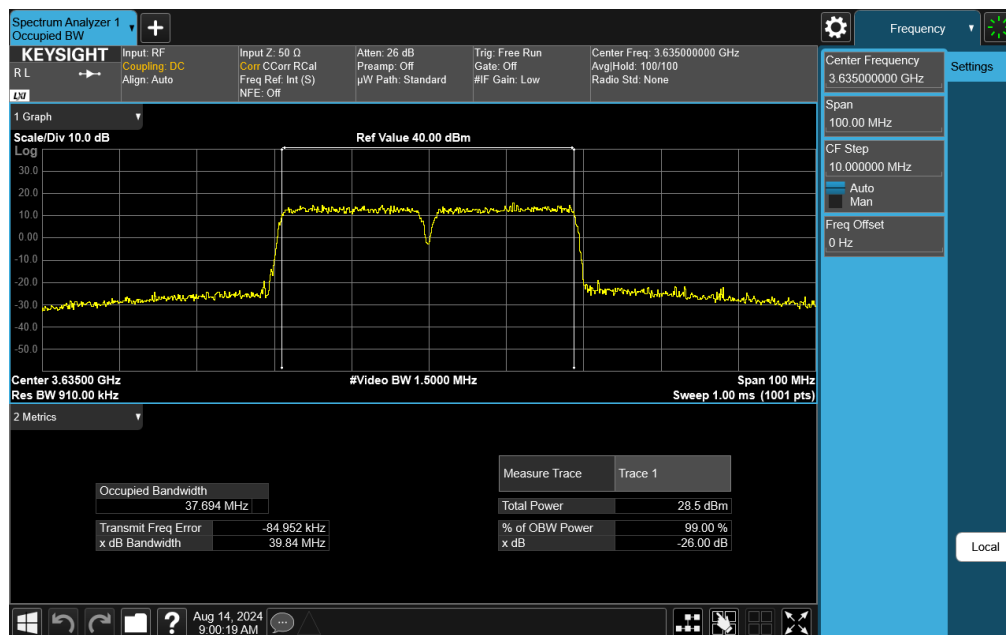


**Plot 7-28. Occupied Bandwidth Plot (ULCA LTE Band 48 - 20+15MHz 256-QAM - Full RB Configuration)**


FCC ID: BCGA3267	 <b>PART 96 MEASUREMENT REPORT</b>		<b>Approved by:</b> Technical Manager
<b>Test Report S/N:</b> 1C2410210073-13-R1.BCG	<b>Test Dates:</b> 7/1/2024-12/25/2024	<b>EUT Type:</b> Tablet Device	Page 28 of 139

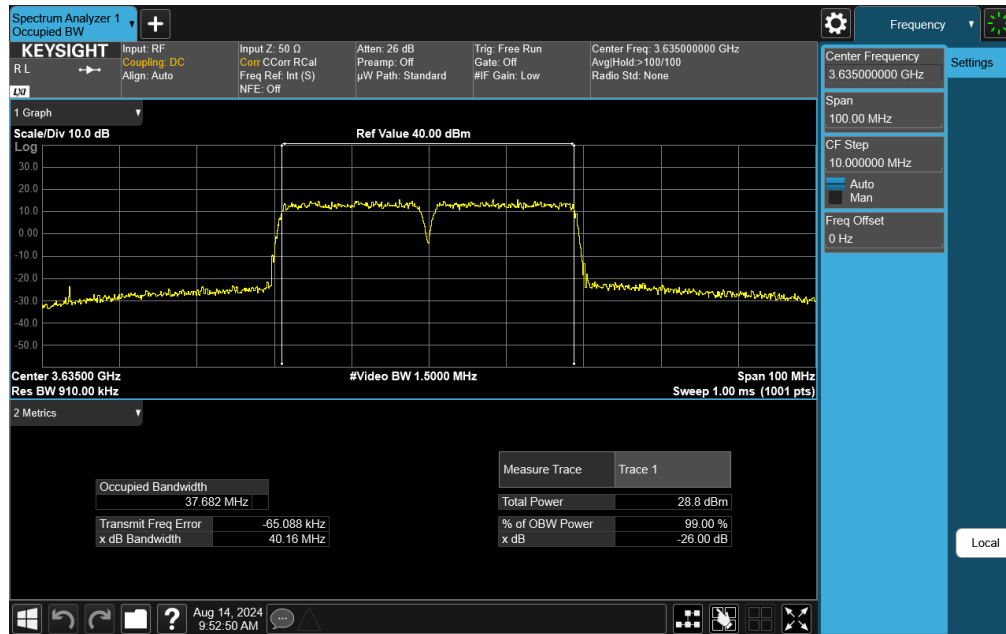


**Plot 7-29. Occupied Bandwidth Plot (ULCA LTE Band 48 - 20+20MHz QPSK - Full RB Configuration)**



**Plot 7-30. Occupied Bandwidth Plot (ULCA LTE Band 48 - 20+20MHz 16-QAM - Full RB Configuration)**


FCC ID: BCGA3267	 <b>PART 96 MEASUREMENT REPORT</b>		<b>Approved by:</b> Technical Manager
<b>Test Report S/N:</b> 1C2410210073-13-R1.BCG	<b>Test Dates:</b> 7/1/2024-12/25/2024	<b>EUT Type:</b> Tablet Device	Page 29 of 139



Plot 7-31. Occupied Bandwidth Plot (ULCA LTE Band 48 - 20+20MHz 64-QAM - Full RB Configuration)



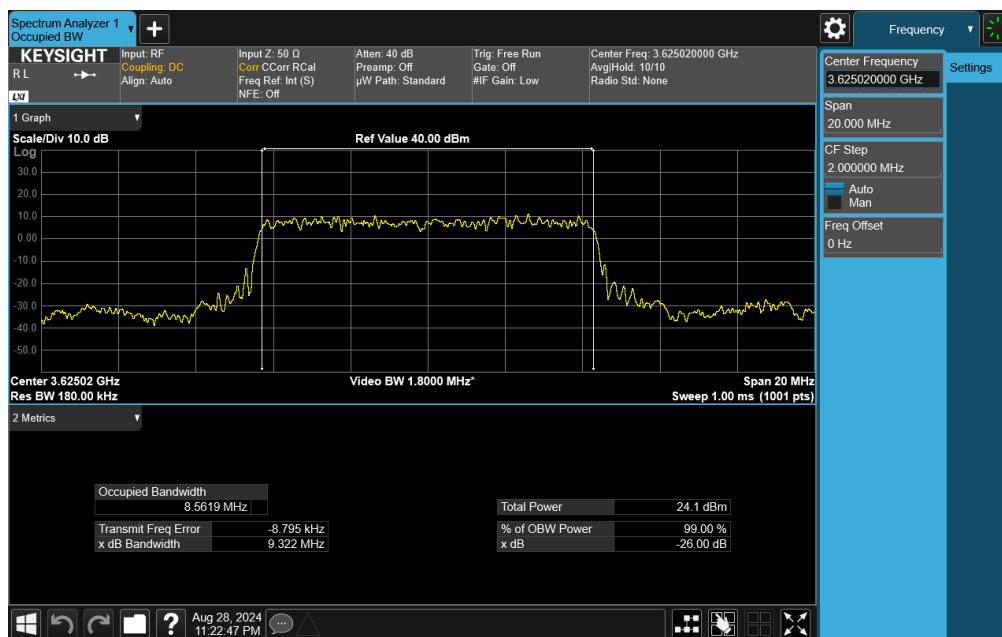
Plot 7-32. Occupied Bandwidth Plot (ULCA LTE Band 48 - 20+20MHz 256-QAM - Full RB Configuration)


FCC ID: BCGA3267	 PART 96 MEASUREMENT REPORT	Approved by: Technical Manager
Test Report S/N: 1C2410210073-13-R1.BCG	Test Dates: 7/1/2024-12/25/2024	EUT Type: Tablet Device
		Page 30 of 139

V2.2 09/07/2023

Unless otherwise specified, no part of this report may be reproduced or utilized in any part, form or by any means, electronic or mechanical, including photocopying and microfilm, without permission in writing from Element Materials Technology. If you have any questions about this or have an enquiry about obtaining additional rights to this report or assembly of contents thereof, please contact [ct.info@element.com](mailto:ct.info@element.com).

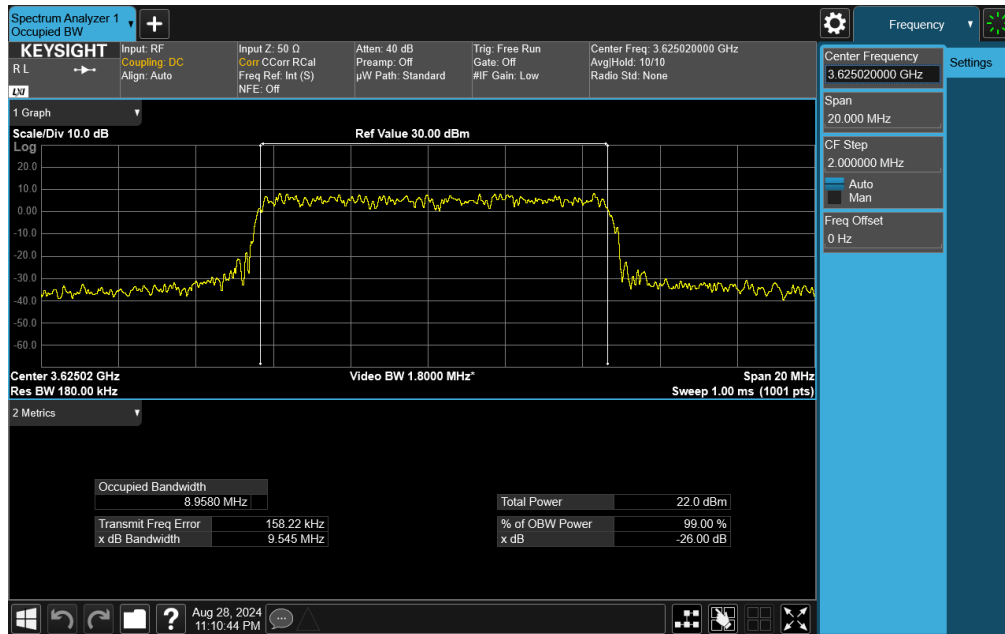
## NR Band n48



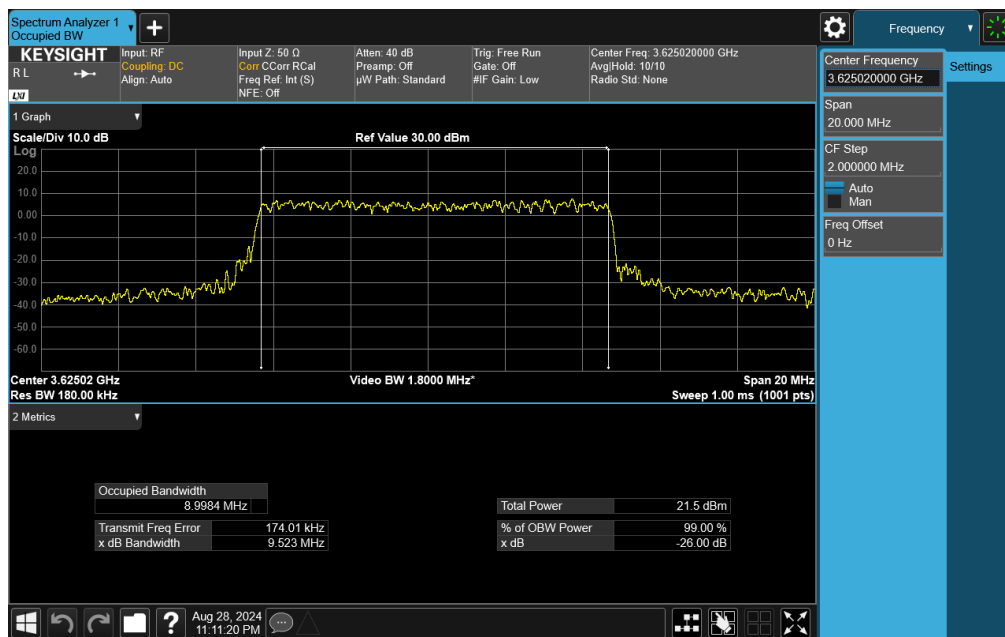
FCC ID: BCGA3267	 PART 96 MEASUREMENT REPORT	Approved by: Technical Manager
Test Report S/N: 1C2410210073-13-R1.BCG	Test Dates: 7/1/2024-12/25/2024	EUT Type: Tablet Device
		Page 31 of 139

V2.2 09/07/2023


Unless otherwise specified, no part of this report may be reproduced or utilized in any part, form or by any means, electronic or mechanical, including photocopying and microfilm, without permission in writing from Element Materials Technology. If you have any questions about this or have an enquiry about obtaining additional rights to this report or assembly of contents thereof, please contact [ct.info@element.com](mailto:ct.info@element.com).



Plot 7-35. Occupied Bandwidth Plot (NR Band n48 - 10MHz CP-OFDM 16-QAM - Full RB Configuration)



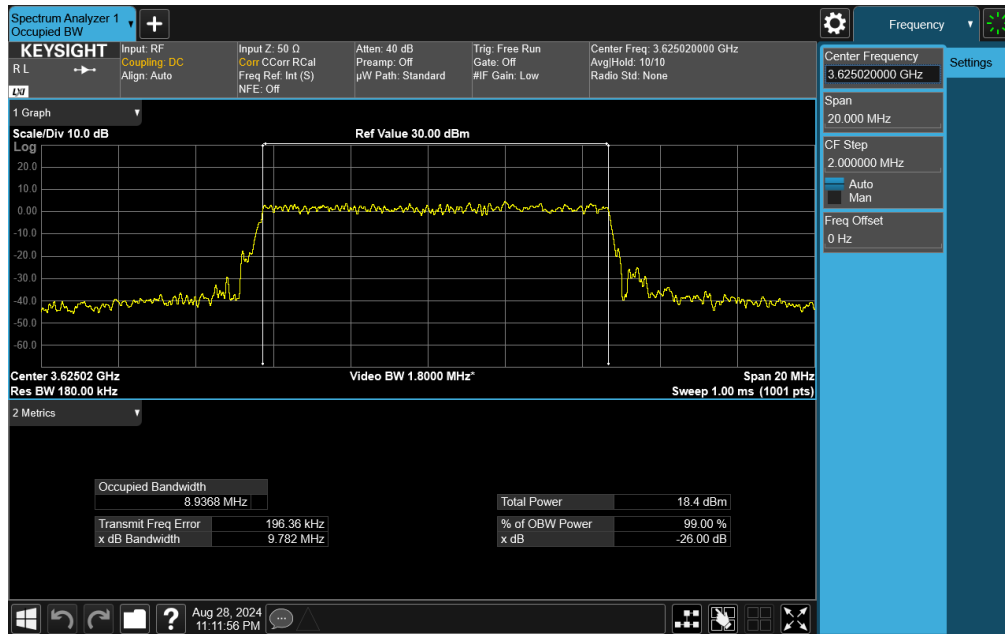
Plot 7-36. Occupied Bandwidth Plot (NR Band n48 - 10MHz CP-OFDM 64-QAM - Full RB Configuration)

FCC ID: BCGA3267	 PART 96 MEASUREMENT REPORT	Approved by: Technical Manager
Test Report S/N: 1C2410210073-13-R1.BCG	Test Dates: 7/1/2024-12/25/2024	EUT Type: Tablet Device
		Page 32 of 139

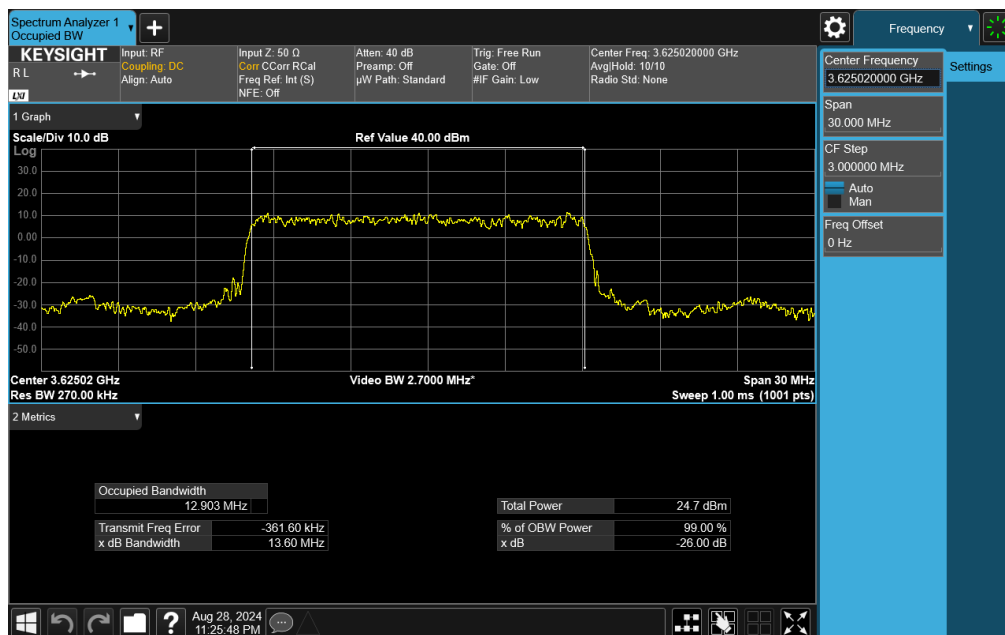
V2.2 09/07/2023

Unless otherwise specified, no part of this report may be reproduced or utilized in any part, form or by any means, electronic or mechanical, including photocopying and microfilm, without permission in writing from Element Materials Technology. If you have any questions about this or have an enquiry about obtaining additional rights to this report or assembly of contents thereof, please contact [ct.info@element.com](mailto:ct.info@element.com).






Plot 7-37. Occupied Bandwidth Plot (NR Band n48 - 10MHz CP-OFDM 256-QAM - Full RB Configuration)

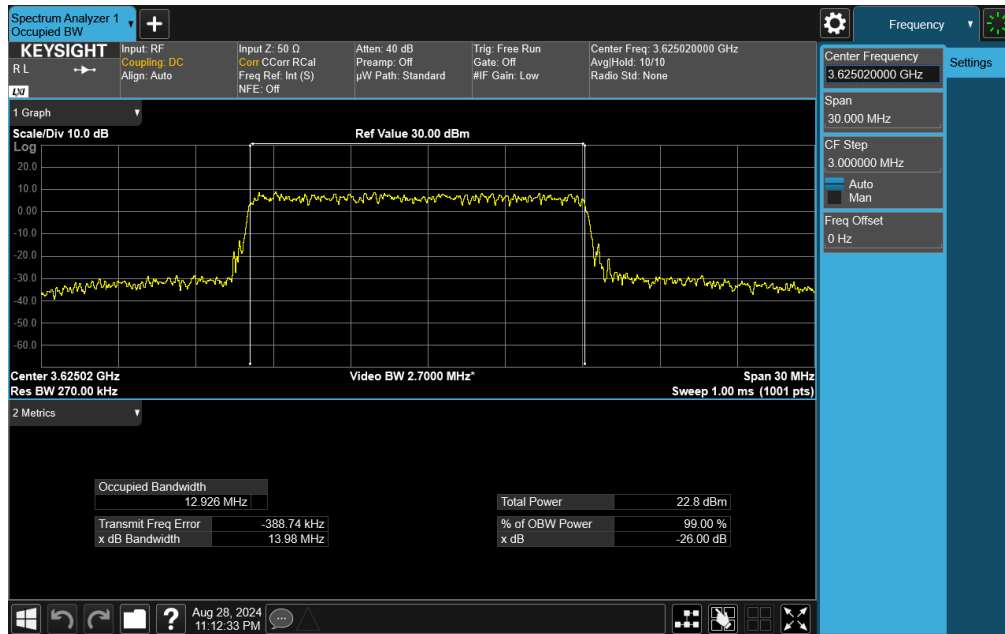


Plot 7-38. Occupied Bandwidth Plot (NR Band n48 - 15MHz DFT-s-OFDM  $\pi/2$  BPSK - Full RB Configuration)

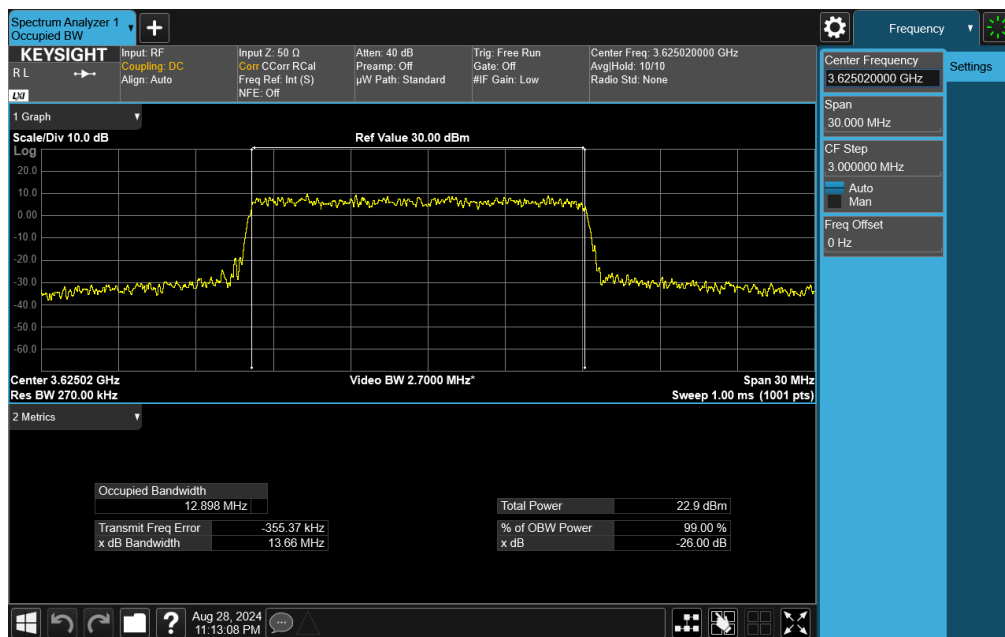
FCC ID: BCGA3267	 PART 96 MEASUREMENT REPORT	Approved by: Technical Manager
Test Report S/N: 1C2410210073-13-R1.BCG	Test Dates: 7/1/2024-12/25/2024	EUT Type: Tablet Device
		Page 33 of 139

V2.2 09/07/2023


Unless otherwise specified, no part of this report may be reproduced or utilized in any part, form or by any means, electronic or mechanical, including photocopying and microfilm, without permission in writing from Element Materials Technology. If you have any questions about this or have an enquiry about obtaining additional rights to this report or assembly of contents thereof, please contact [ct.info@element.com](mailto:ct.info@element.com).



Plot 7-39. Occupied Bandwidth Plot (NR Band n48 - 15MHz CP-OFDM QPSK - Full RB Configuration)

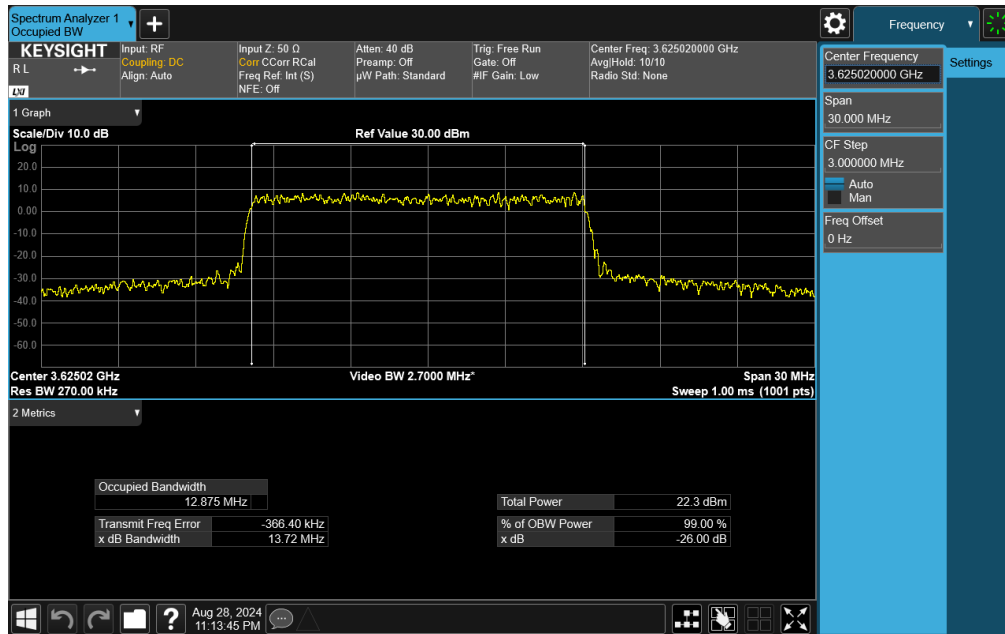


Plot 7-40. Occupied Bandwidth Plot (NR Band n48 - 15MHz CP-OFDM 16-QAM - Full RB Configuration)

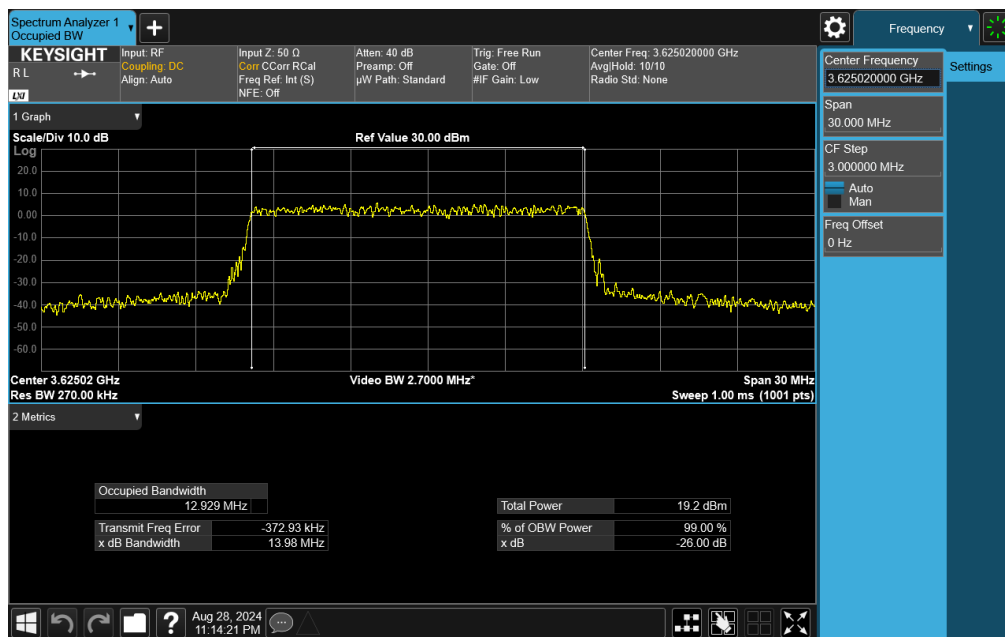
FCC ID: BCGA3267	 PART 96 MEASUREMENT REPORT	Approved by: Technical Manager
Test Report S/N: 1C2410210073-13-R1.BCG	Test Dates: 7/1/2024-12/25/2024	EUT Type: Tablet Device
		Page 34 of 139

V2.2 09/07/2023


Unless otherwise specified, no part of this report may be reproduced or utilized in any part, form or by any means, electronic or mechanical, including photocopying and microfilm, without permission in writing from Element Materials Technology. If you have any questions about this or have an enquiry about obtaining additional rights to this report or assembly of contents thereof, please contact [ct.info@element.com](mailto:ct.info@element.com).



Plot 7-41. Occupied Bandwidth Plot (NR Band n48 - 15MHz CP-OFDM 64-QAM - Full RB Configuration)

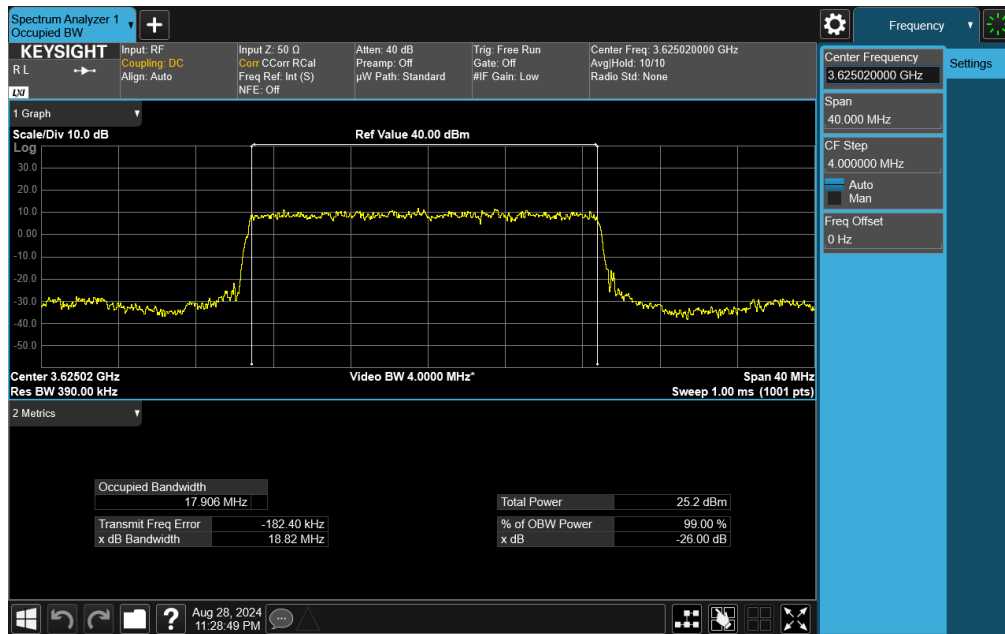


Plot 7-42. Occupied Bandwidth Plot (NR Band n48 - 15MHz CP-OFDM 256-QAM - Full RB Configuration)

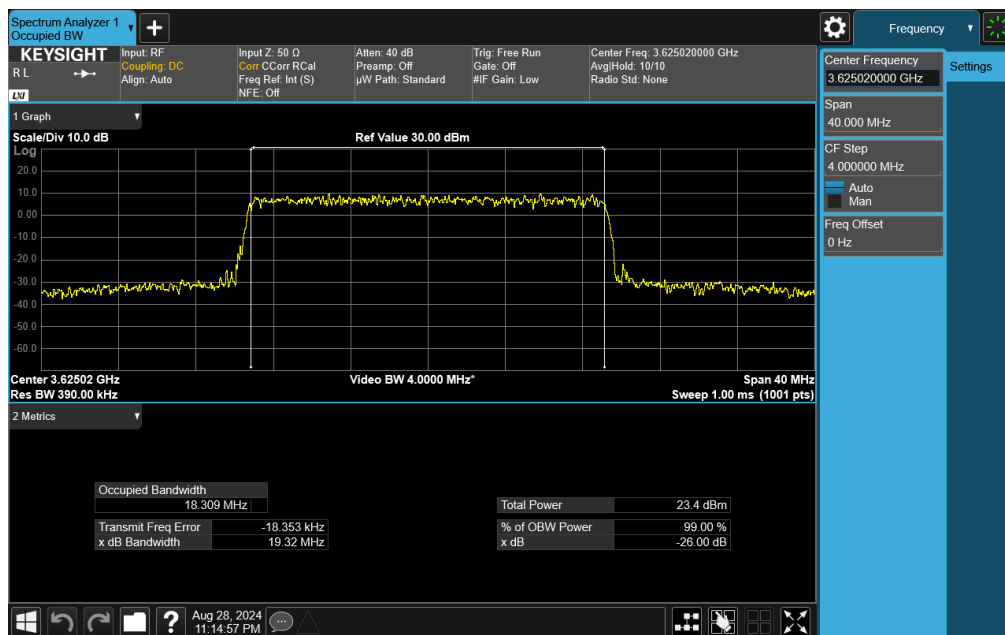
FCC ID: BCGA3267	 PART 96 MEASUREMENT REPORT	Approved by: Technical Manager
Test Report S/N: 1C2410210073-13-R1.BCG	Test Dates: 7/1/2024-12/25/2024	EUT Type: Tablet Device
		Page 35 of 139

V2.2 09/07/2023


Unless otherwise specified, no part of this report may be reproduced or utilized in any part, form or by any means, electronic or mechanical, including photocopying and microfilm, without permission in writing from Element Materials Technology. If you have any questions about this or have an enquiry about obtaining additional rights to this report or assembly of contents thereof, please contact [ct.info@element.com](mailto:ct.info@element.com).



Plot 7-43. Occupied Bandwidth Plot (NR Band n48 - 20MHz DFT-s-OFDM  $\pi/2$  BPSK - Full RB Configuration)

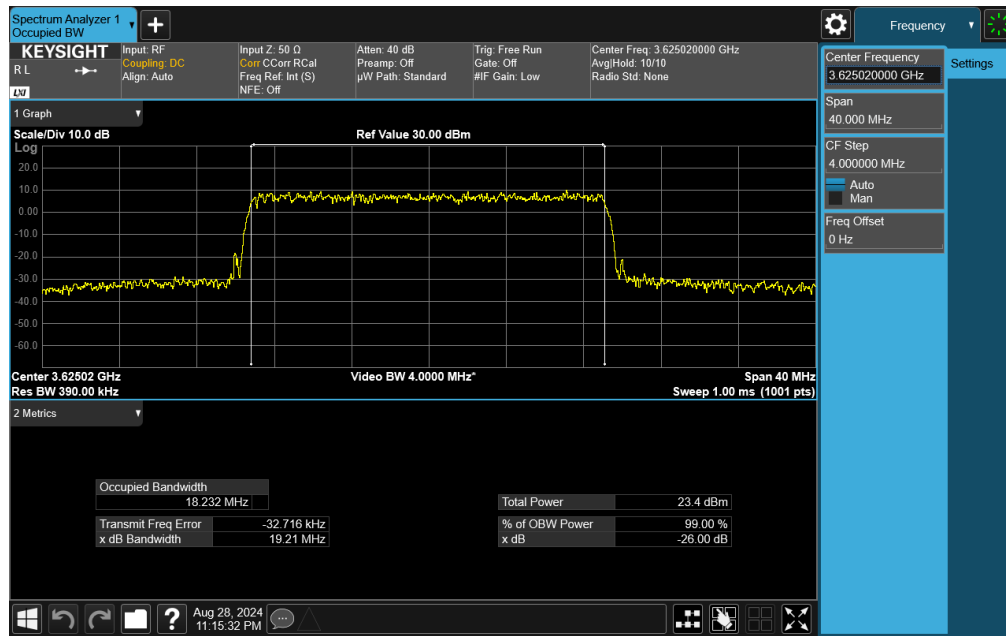


Plot 7-44. Occupied Bandwidth Plot (NR Band n48 - 20MHz CP-OFDM QPSK - Full RB Configuration)

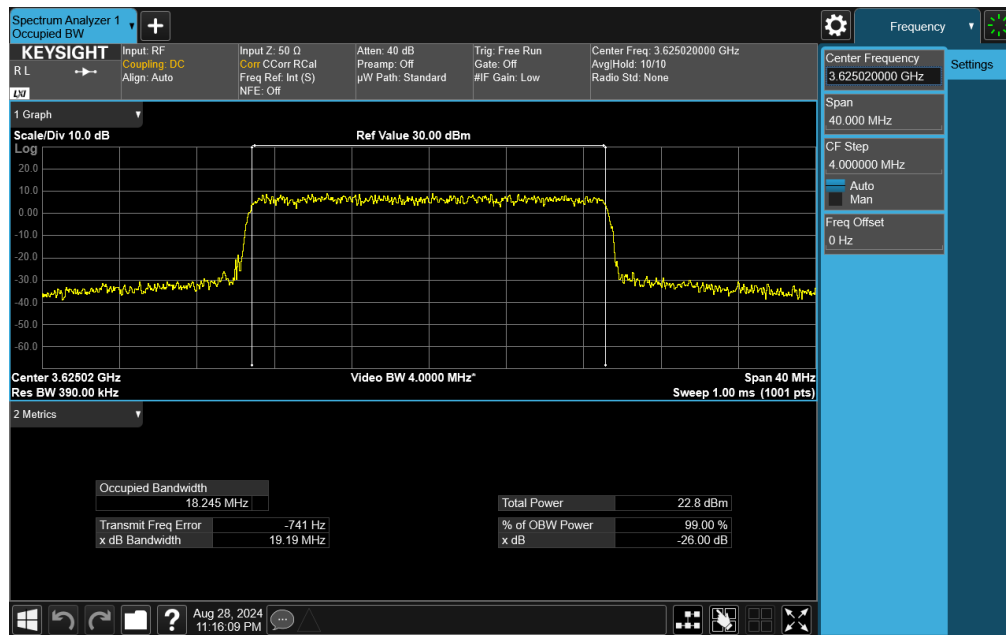
FCC ID: BCGA3267	 PART 96 MEASUREMENT REPORT	Approved by: Technical Manager
Test Report S/N: 1C2410210073-13-R1.BCG	Test Dates: 7/1/2024-12/25/2024	EUT Type: Tablet Device
		Page 36 of 139

V2.2 09/07/2023


Unless otherwise specified, no part of this report may be reproduced or utilized in any part, form or by any means, electronic or mechanical, including photocopying and microfilm, without permission in writing from Element Materials Technology. If you have any questions about this or have an enquiry about obtaining additional rights to this report or assembly of contents thereof, please contact [ct.info@element.com](mailto:ct.info@element.com).



Plot 7-45. Occupied Bandwidth Plot (NR Band n48 - 20MHz CP-OFDM 16-QAM - Full RB Configuration)

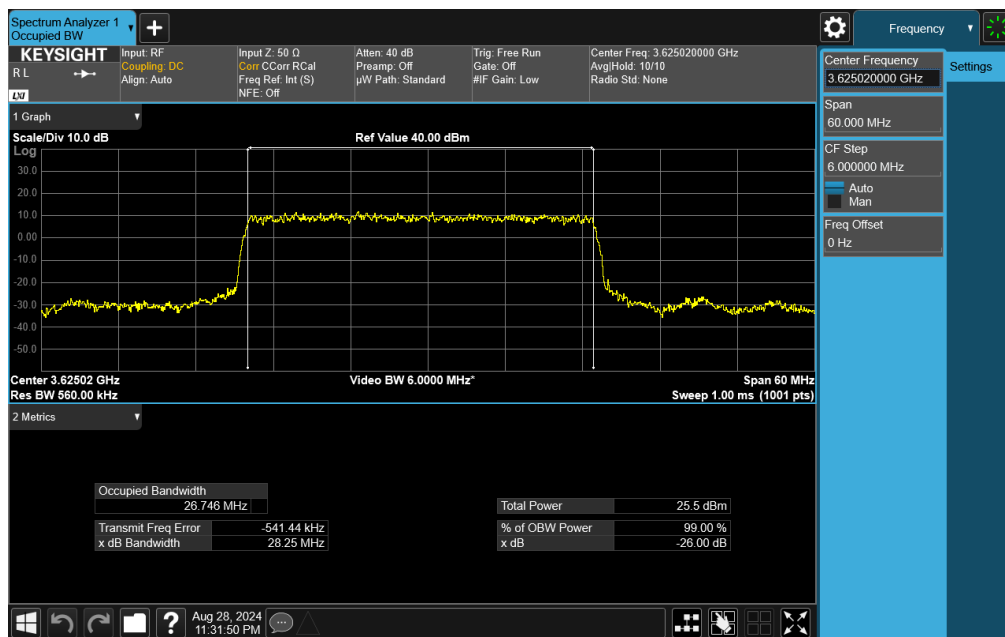
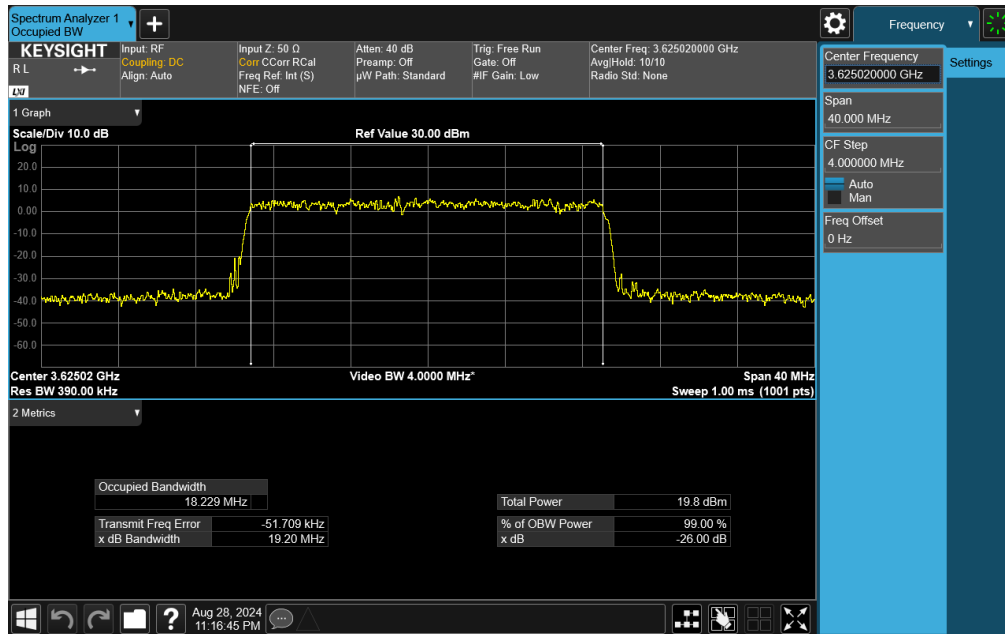



Plot 7-46. Occupied Bandwidth Plot (NR Band n48 - 20MHz CP-OFDM 64-QAM - Full RB Configuration)

FCC ID: BCGA3267	 PART 96 MEASUREMENT REPORT	Approved by: Technical Manager
Test Report S/N: 1C2410210073-13-R1.BCG	Test Dates: 7/1/2024-12/25/2024	EUT Type: Tablet Device
		Page 37 of 139

V2.2 09/07/2023

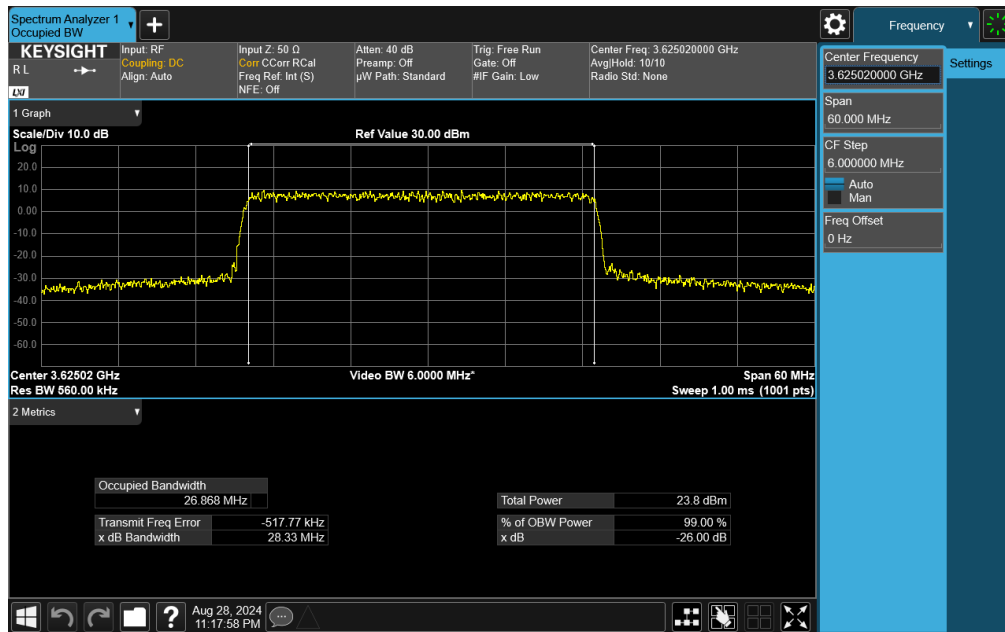
Unless otherwise specified, no part of this report may be reproduced or utilized in any part, form or by any means, electronic or mechanical, including photocopying and microfilm, without permission in writing from Element Materials Technology. If you have any questions about this or have an enquiry about obtaining additional rights to this report or assembly of contents thereof, please contact [ct.info@element.com](mailto:ct.info@element.com).



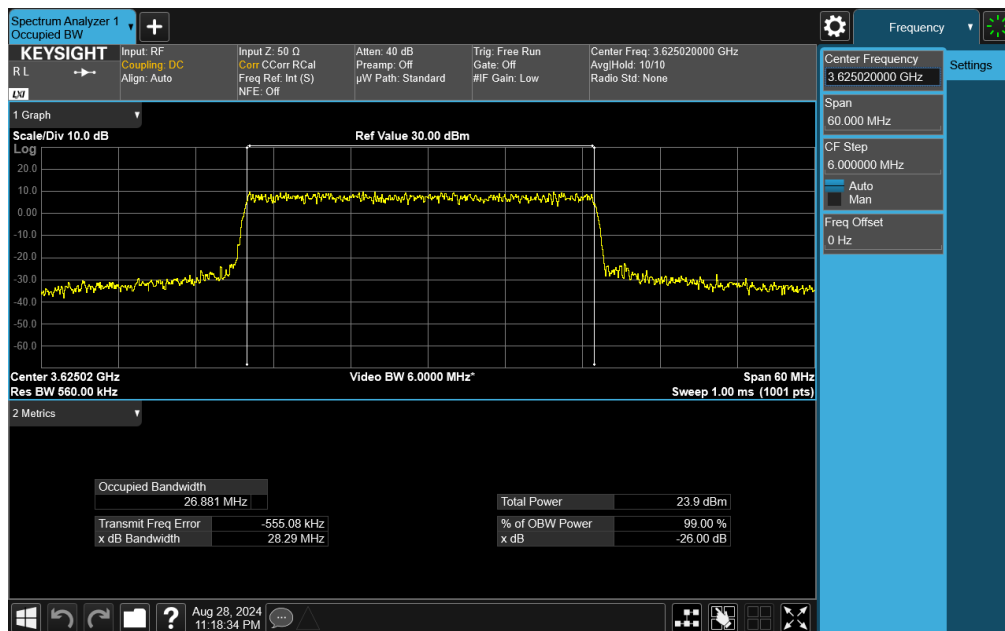
FCC ID: BCGA3267	 PART 96 MEASUREMENT REPORT	Approved by: Technical Manager
Test Report S/N: 1C2410210073-13-R1.BCG	Test Dates: 7/1/2024-12/25/2024	EUT Type: Tablet Device
		Page 38 of 139

V2.2 09/07/2023


Unless otherwise specified, no part of this report may be reproduced or utilized in any part, form or by any means, electronic or mechanical, including photocopying and microfilm, without permission in writing from Element Materials Technology. If you have any questions about this or have an enquiry about obtaining additional rights to this report or assembly of contents thereof, please contact [ct.info@element.com](mailto:ct.info@element.com).



Plot 7-49. Occupied Bandwidth Plot (NR Band n48 - 30MHz CP-OFDM QPSK - Full RB Configuration)

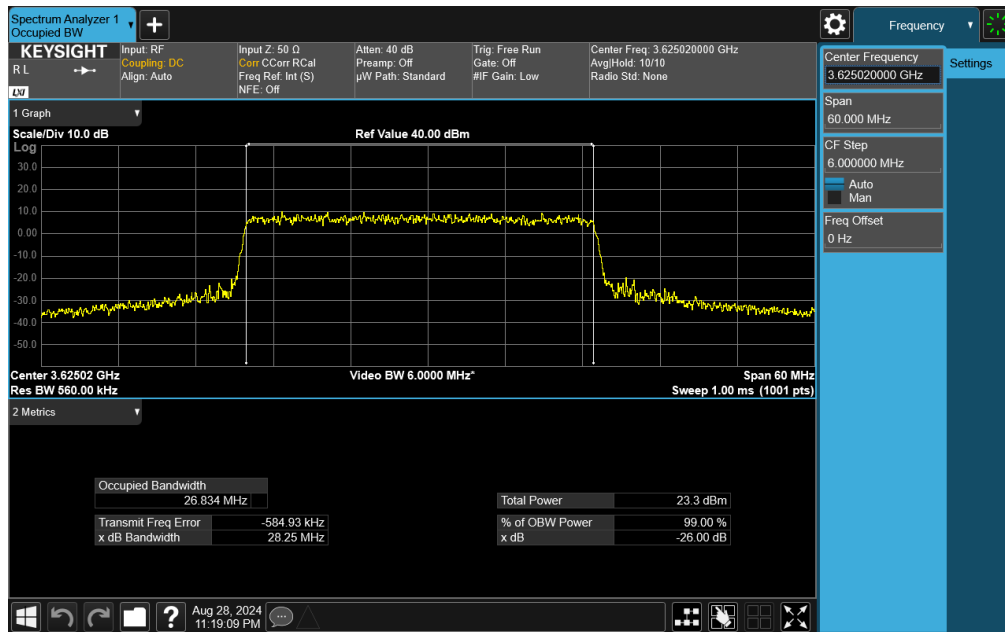


Plot 7-50. Occupied Bandwidth Plot (NR Band n48 - 30MHz CP-OFDM 16-QAM - Full RB Configuration)

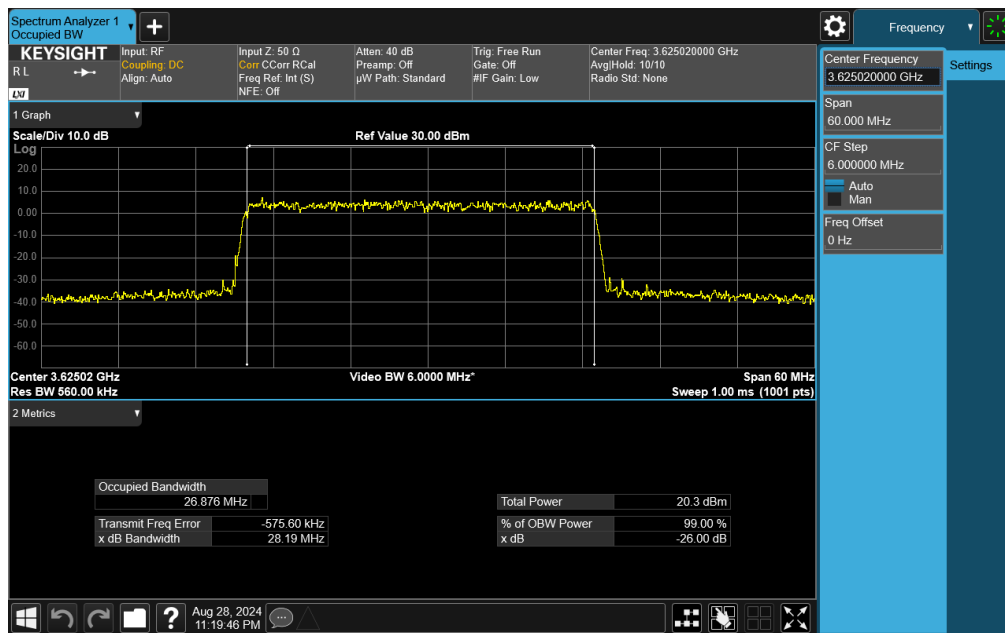
FCC ID: BCGA3267	 PART 96 MEASUREMENT REPORT	Approved by: Technical Manager
Test Report S/N: 1C2410210073-13-R1.BCG	Test Dates: 7/1/2024-12/25/2024	EUT Type: Tablet Device
		Page 39 of 139

V2.2 09/07/2023


Unless otherwise specified, no part of this report may be reproduced or utilized in any part, form or by any means, electronic or mechanical, including photocopying and microfilm, without permission in writing from Element Materials Technology. If you have any questions about this or have an enquiry about obtaining additional rights to this report or assembly of contents thereof, please contact [ct.info@element.com](mailto:ct.info@element.com).



Plot 7-51. Occupied Bandwidth Plot (NR Band n48 - 30MHz CP-OFDM 64-QAM - Full RB Configuration)



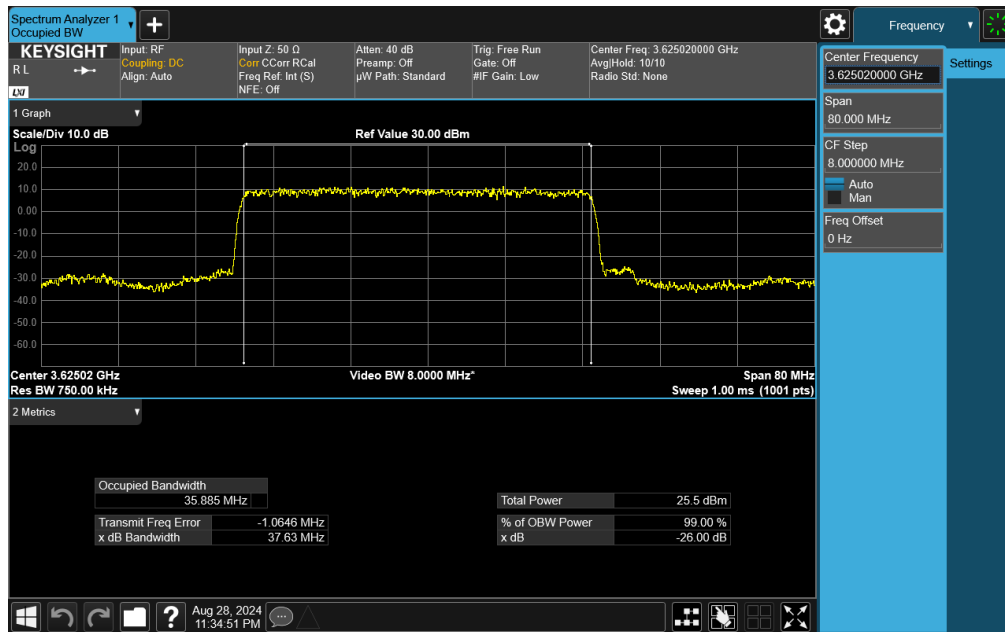
Plot 7-52. Occupied Bandwidth Plot (NR Band n48 - 30MHz CP-OFDM 256-QAM - Full RB Configuration)

FCC ID: BCGA3267	 PART 96 MEASUREMENT REPORT	Approved by: Technical Manager
Test Report S/N: 1C2410210073-13-R1.BCG	Test Dates: 7/1/2024-12/25/2024	EUT Type: Tablet Device
		Page 40 of 139

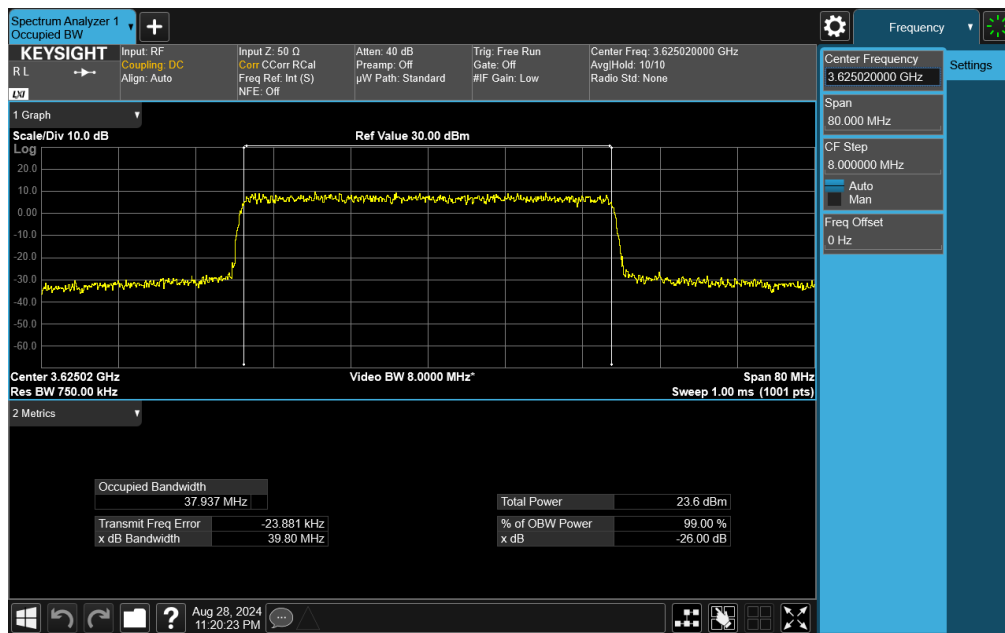
V2.2 09/07/2023

Unless otherwise specified, no part of this report may be reproduced or utilized in any part, form or by any means, electronic or mechanical, including photocopying and microfilm, without permission in writing from Element Materials Technology. If you have any questions about this or have an enquiry about obtaining additional rights to this report or assembly of contents thereof, please contact [ct.info@element.com](mailto:ct.info@element.com).






Plot 7-53. Occupied Bandwidth Plot (NR Band n48 - 40MHz DFT-s-OFDM  $\pi/2$  BPSK - Full RB Configuration)

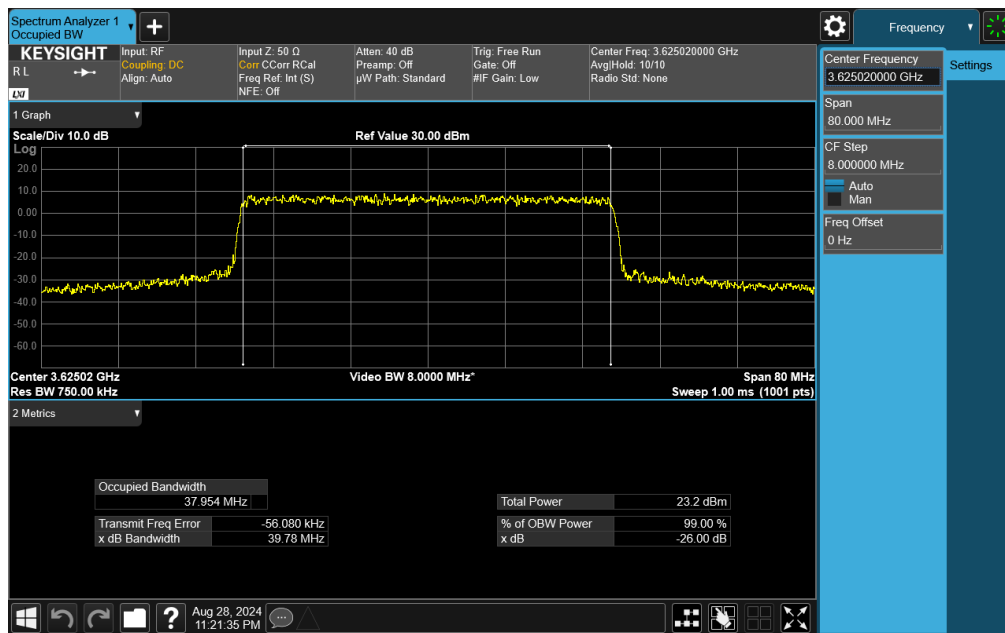
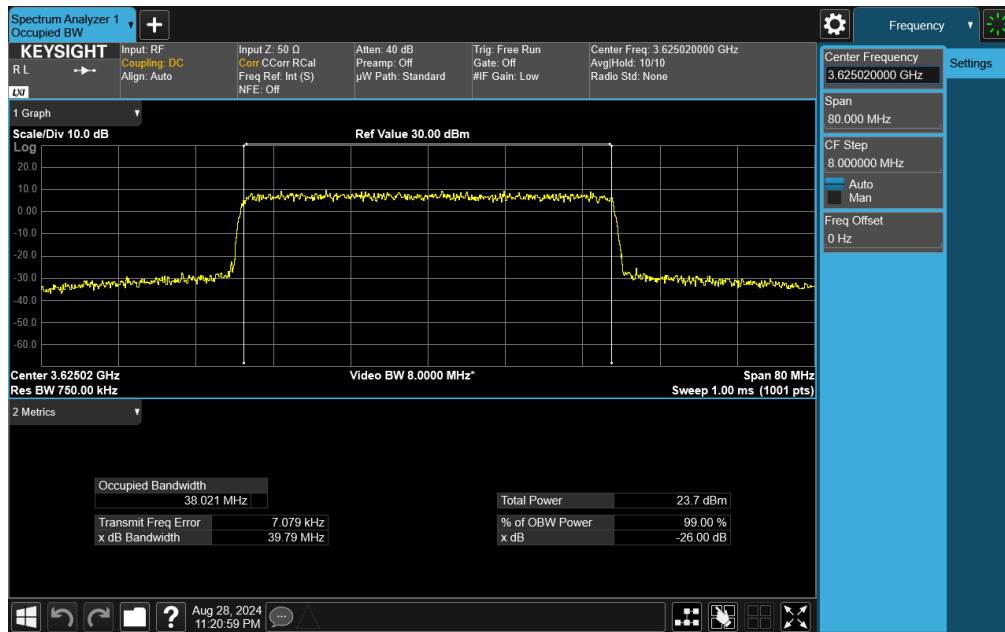



Plot 7-54. Occupied Bandwidth Plot (NR Band n48 - 40MHz CP-OFDM QPSK - Full RB Configuration)

FCC ID: BCGA3267	 PART 96 MEASUREMENT REPORT	Approved by: Technical Manager
Test Report S/N: 1C2410210073-13-R1.BCG	Test Dates: 7/1/2024-12/25/2024	EUT Type: Tablet Device
		Page 41 of 139

V2.2 09/07/2023

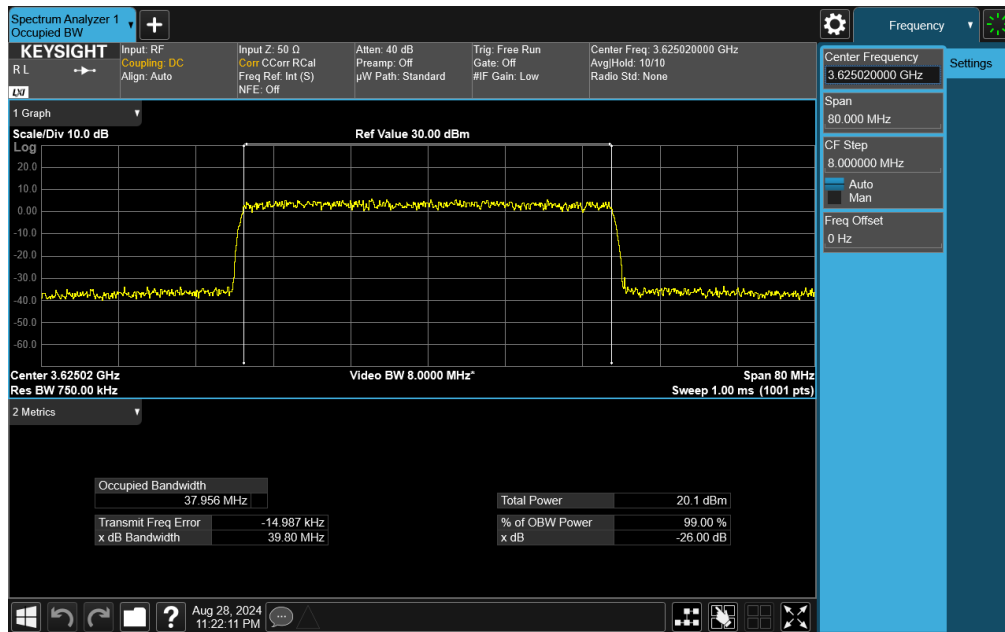
Unless otherwise specified, no part of this report may be reproduced or utilized in any part, form or by any means, electronic or mechanical, including photocopying and microfilm, without permission in writing from Element Materials Technology. If you have any questions about this or have an enquiry about obtaining additional rights to this report or assembly of contents thereof, please contact [ct.info@element.com](mailto:ct.info@element.com).




FCC ID: BCGA3267	 PART 96 MEASUREMENT REPORT	Approved by: Technical Manager
Test Report S/N: 1C2410210073-13-R1.BCG	Test Dates: 7/1/2024-12/25/2024	EUT Type: Tablet Device
		Page 42 of 139

V2.2 09/07/2023

Unless otherwise specified, no part of this report may be reproduced or utilized in any part, form or by any means, electronic or mechanical, including photocopying and microfilm, without permission in writing from Element Materials Technology. If you have any questions about this or have an enquiry about obtaining additional rights to this report or assembly of contents thereof, please contact [ct.info@element.com](mailto:ct.info@element.com).



Plot 7-57. Occupied Bandwidth Plot (NR Band n48 - 40MHz CP-OFDM 256-QAM - Full RB Configuration)

FCC ID: BCGA3267	 PART 96 MEASUREMENT REPORT	Approved by: Technical Manager
Test Report S/N: 1C2410210073-13-R1.BCG	Test Dates: 7/1/2024-12/25/2024	EUT Type: Tablet Device
		Page 43 of 139

V2.2 09/07/2023

Unless otherwise specified, no part of this report may be reproduced or utilized in any part, form or by any means, electronic or mechanical, including photocopying and microfilm, without permission in writing from Element Materials Technology. If you have any questions about this or have an enquiry about obtaining additional rights to this report or assembly of contents thereof, please contact [ct.info@element.com](mailto:ct.info@element.com).

### 7.3 Spurious and Harmonic Emissions at Antenna Terminal

**§2.1051 §96.41(e)**

#### **Test Overview**

The level of the carrier and the various conducted spurious and harmonic frequencies is measured by means of a calibrated spectrum analyzer. The spectrum is scanned from the lowest frequency generated in the equipment up to a frequency including its 10<sup>th</sup> harmonic. All out of band emissions are measured with a spectrum analyzer connected to the antenna terminal of the EUT while the EUT is operating at its maximum duty cycle, at maximum power, and at the appropriate frequencies. All data rates were investigated to determine the worst case configuration. All modes of operation were investigated and the worst case configuration results are reported in this section. All ports were tested and only the worst case data were reported.

***The conducted power of any emissions below 3530 MHz or above 3720 MHz shall not exceed -40 dBm/Mhz.***

#### **Test Procedure Used**

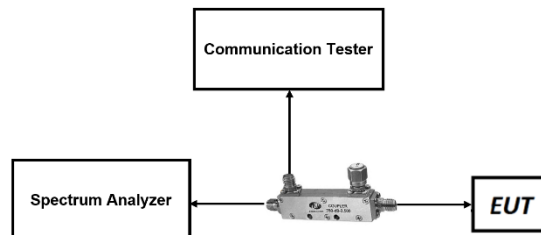
KDB 971168 D01 v03r01 – Section 6.0

#### **Test Settings**

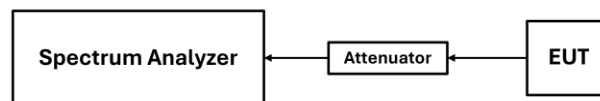
1. Start frequency was set to 30MHz and stop frequency was set to at least 10 \* the fundamental frequency (separated into at least two plots per channel)
2. Detector = RMS
3. Trace mode = Average
4. Sweep time = auto couple
5. The trace was allowed to stabilize
6. Please see test notes below for RBW and VBW settings

#### **Test Setup**


The EUT and measurement equipment were set up as shown in the diagram below.



**Figure 7-3. LTE Test Instrument & Measurement Setup**




**Figure 7-4. FR1 Test Instrument & Measurement Setup**

FCC ID: BCGA3267	 PART 96 MEASUREMENT REPORT	Approved by: Technical Manager
Test Report S/N: 1C2410210073-13-R1.BCG	Test Dates: 7/1/2024-12/25/2024	EUT Type: Tablet Device
		Page 44 of 139

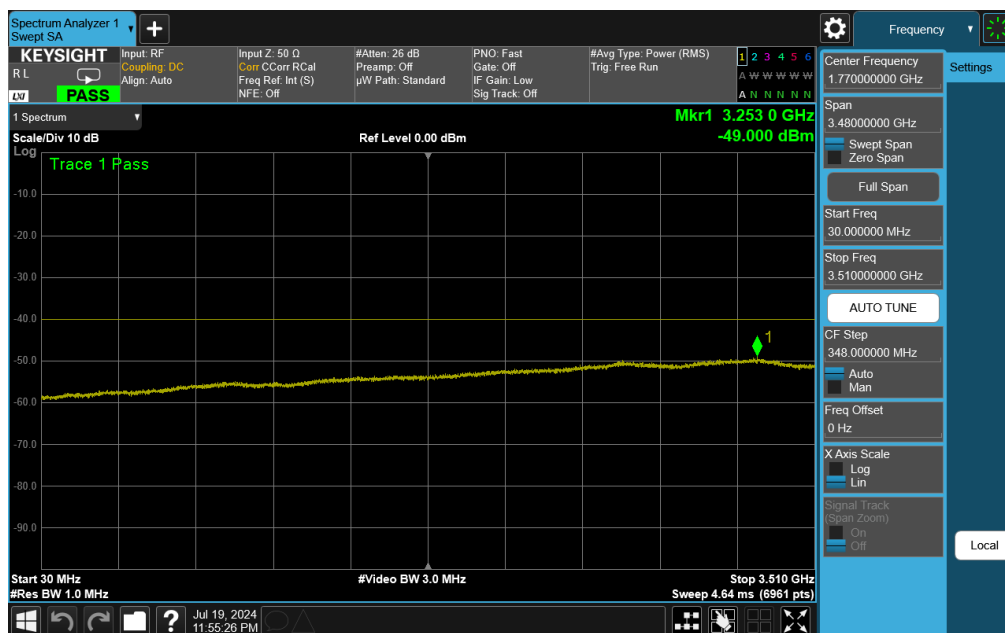
V2.2 09/07/2023

## Test Notes

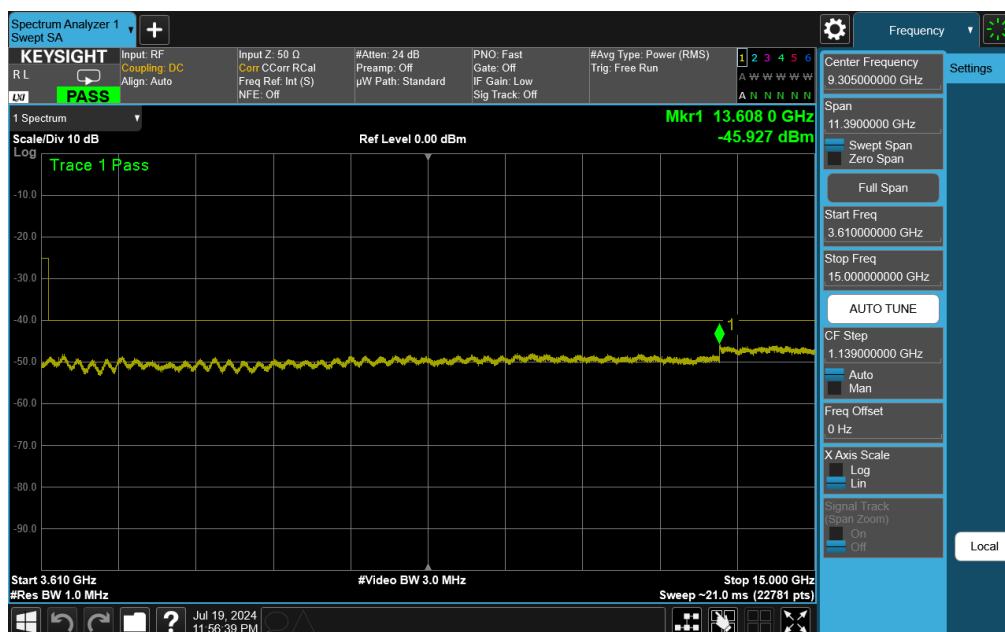
1. Compliance with the applicable limits is based on the use of measurement instrumentation employing a resolution bandwidth of 100 kHz or greater for frequencies less than 1 GHz and 1 MHz or greater for frequencies greater than 1 GHz. However, in the 1 MHz bands immediately outside and adjacent to the frequency block a resolution bandwidth of at least one percent of the emission bandwidth of the fundamental emission of the transmitter may be employed. The emission bandwidth is defined as the width of the signal between two points, one below the carrier center frequency and one above the carrier center frequency, outside of which all emission are attenuated at least 26 dB below the transmitter power.
2. Uplink carrier aggregation conducted spurious emissions measurements were evaluated for the two contiguous channels using various combinations of RB size, RB offset, modulation, and channel bandwidth. The worst case (highest) powers were found while operating with QPSK modulation with both carriers set to transmit using 1RB.
3. Uplink carrier aggregation inter-band emission was investigated and found to not be the worst case.
4. For NR operation, all subcarrier spacings (SCS) and transmission schemes (e.g. CP-OFDM and DFT-s-OFDM) were investigated to determine the worst case configuration. All modes of operation were investigated and the worst case configuration results are reported in this section.

<b>FCC ID:</b> BCGA3267		<b>PART 96 MEASUREMENT REPORT</b>	<b>Approved by:</b> Technical Manager
<b>Test Report S/N:</b> 1C2410210073-13-R1.BCG	<b>Test Dates:</b> 7/1/2024-12/25/2024	<b>EUT Type:</b> Tablet Device	Page 45 of 139


## LTE Band 48



Plot 7-58. Conducted Spurious Plot (LTE Band 48 - 20MHz QPSK - Low Channel)

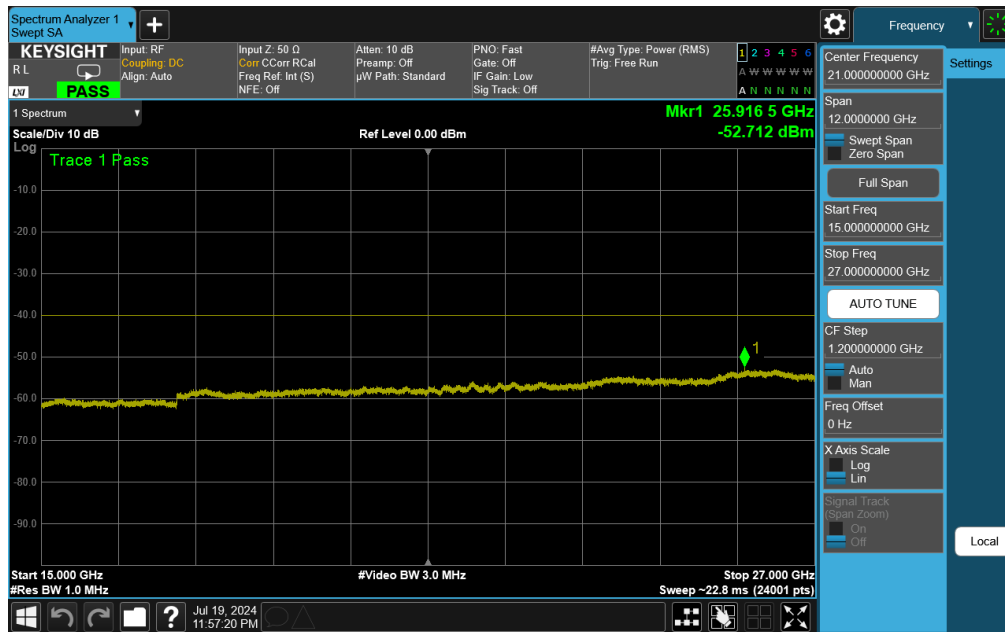


Plot 7-59. Conducted Spurious Plot (LTE Band 48 - 20MHz QPSK - Low Channel)

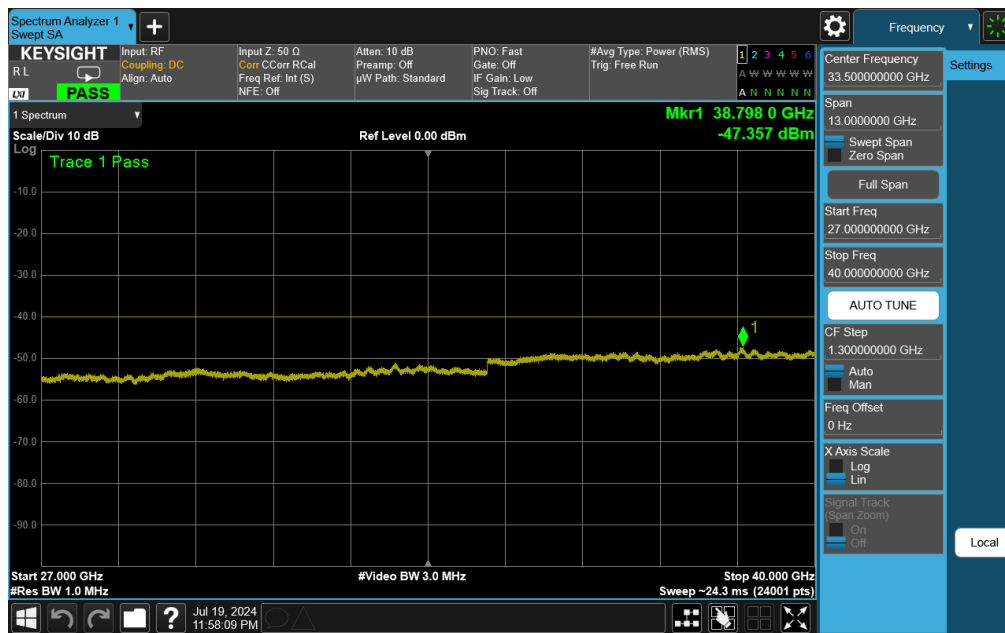
FCC ID: BCGA3267	 PART 96 MEASUREMENT REPORT	Approved by: Technical Manager
Test Report S/N: 1C2410210073-13-R1.BCG	Test Dates: 7/1/2024-12/25/2024	EUT Type: Tablet Device
		Page 46 of 139

V2.2 09/07/2023


Unless otherwise specified, no part of this report may be reproduced or utilized in any part, form or by any means, electronic or mechanical, including photocopying and microfilm, without permission in writing from Element Materials Technology. If you have any questions about this or have an enquiry about obtaining additional rights to this report or assembly of contents thereof, please contact [ct.info@element.com](mailto:ct.info@element.com).



Plot 7-60. Conducted Spurious Plot (LTE Band 48 - 20MHz QPSK - Low Channel)

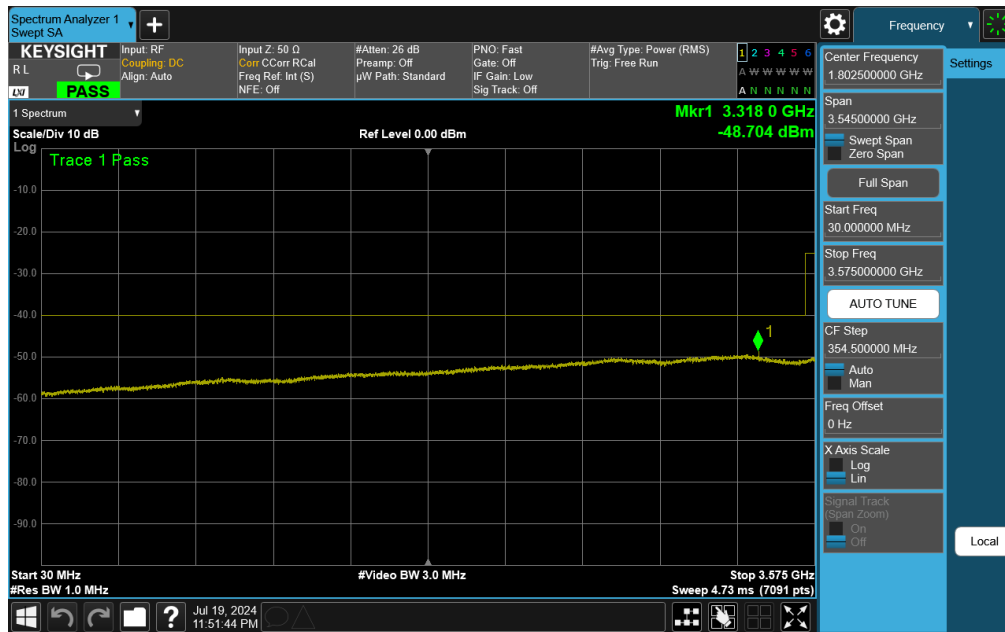


Plot 7-61. Conducted Spurious Plot (LTE Band 48 - 20MHz QPSK - Low Channel)

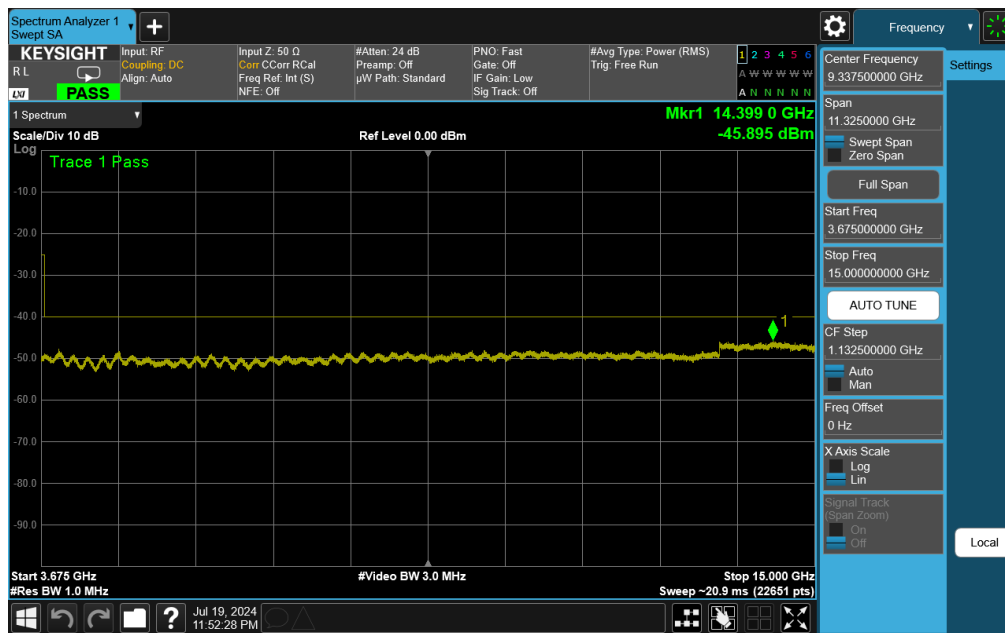
FCC ID: BCGA3267	 PART 96 MEASUREMENT REPORT	Approved by: Technical Manager
Test Report S/N: 1C2410210073-13-R1.BCG	Test Dates: 7/1/2024-12/25/2024	EUT Type: Tablet Device
		Page 47 of 139

V2.2 09/07/2023


Unless otherwise specified, no part of this report may be reproduced or utilized in any part, form or by any means, electronic or mechanical, including photocopying and microfilm, without permission in writing from Element Materials Technology. If you have any questions about this or have an enquiry about obtaining additional rights to this report or assembly of contents thereof, please contact [ct.info@element.com](mailto:ct.info@element.com).



Plot 7-62. Conducted Spurious Plot (LTE Band 48 - 20MHz QPSK - Mid Channel)



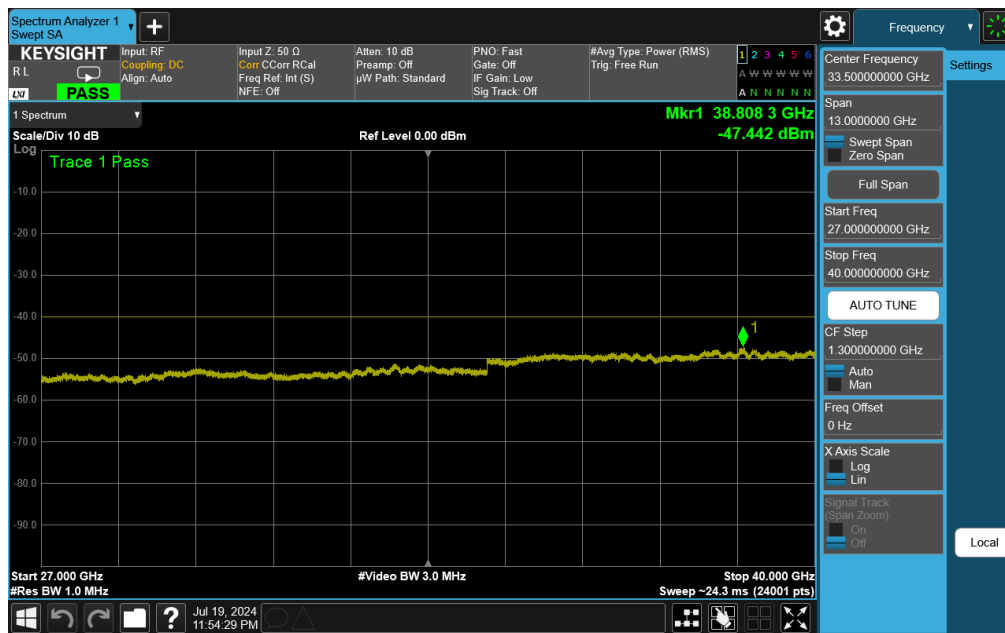
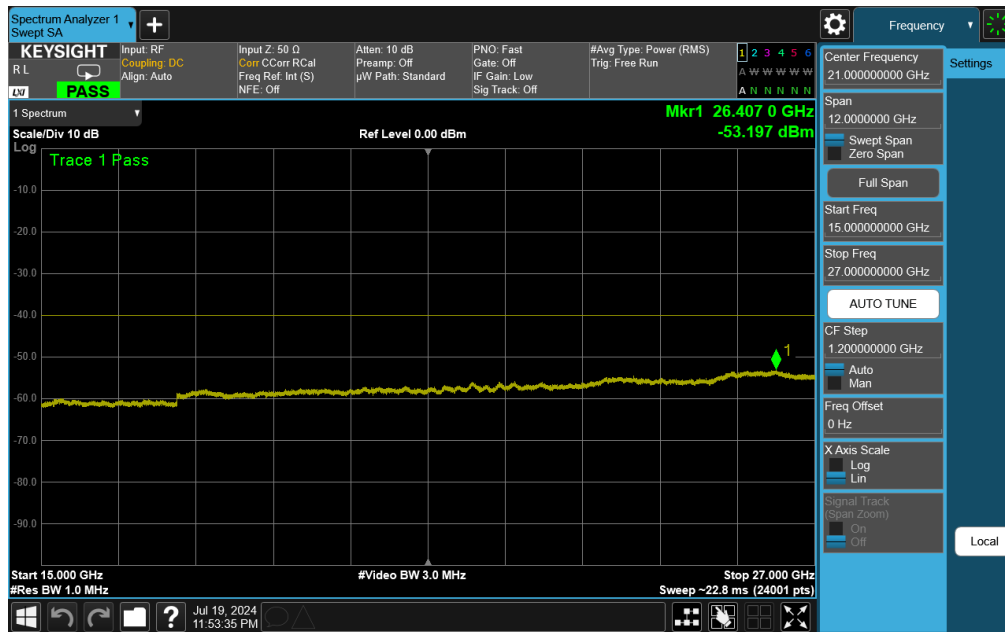
Plot 7-63. Conducted Spurious Plot (LTE Band 48 - 20MHz QPSK - Mid Channel)


FCC ID: BCGA3267	 PART 96 MEASUREMENT REPORT	Approved by: Technical Manager
Test Report S/N: 1C2410210073-13-R1.BCG	Test Dates: 7/1/2024-12/25/2024	EUT Type: Tablet Device
		Page 48 of 139

V2.2 09/07/2023

Unless otherwise specified, no part of this report may be reproduced or utilized in any part, form or by any means, electronic or mechanical, including photocopying and microfilm, without permission in writing from Element Materials Technology. If you have any questions about this or have an enquiry about obtaining additional rights to this report or assembly of contents thereof, please contact [ct.info@element.com](mailto:ct.info@element.com).





FCC ID: BCGA3267	 PART 96 MEASUREMENT REPORT	Approved by: Technical Manager
Test Report S/N: 1C2410210073-13-R1.BCG	Test Dates: 7/1/2024-12/25/2024	EUT Type: Tablet Device
		Page 49 of 139

V2.2 09/07/2023

Unless otherwise specified, no part of this report may be reproduced or utilized in any part, form or by any means, electronic or mechanical, including photocopying and microfilm, without permission in writing from Element Materials Technology. If you have any questions about this or have an enquiry about obtaining additional rights to this report or assembly of contents thereof, please contact [ct.info@element.com](mailto:ct.info@element.com).