

TEST SETUP PHOTOS

Report Number: 15412979-EP1V1

TABLE OF CONTENTS

- 1. SCOPE 2
- 2. A3250 SETUP PHOTOS..... 3
 - 2.1. WPT RADIATED AND AC LINE SETUP..... 3

1. SCOPE


The purpose of this document is to show test setup diagrams and photos for the following reports;

Reports
15412979


2. A3250 SETUP PHOTOS

2.1. WPT RADIATED AND AC LINE SETUP

Standby Mode




BELOW 30 MHz (FRONT)



BELOW 30 MHz (BACK)






BELOW 1GHz (FRONT)

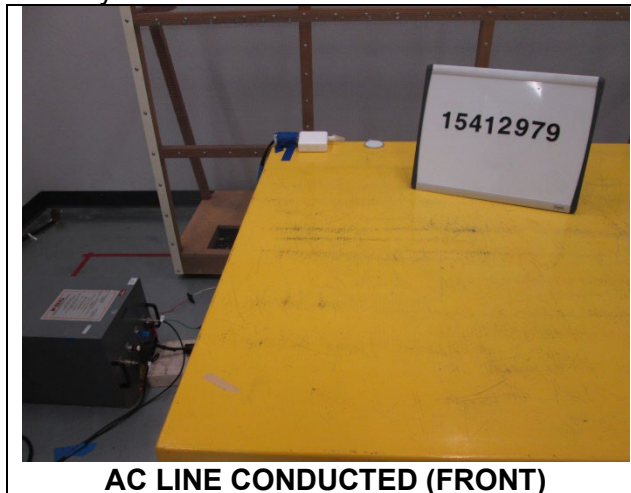


BELOW 1GHz (BACK)

Operating Mode

**BELOW 30 MHz (FRONT)****BELOW 30 MHz (BACK)****BELOW 1GHz (FRONT)****BELOW 1GHz (BACK)**

Standby Mode



AC LINE CONDUCTED (FRONT)



AC LINE CONDUCTED (BACK)

Operating Mode



AC LINE CONDUCTED (FRONT)



AC LINE CONDUCTED (BACK)

END OF REPORT